

# Vacuum energy of two-dimensional $\mathcal{N} = (2, 2)$ super Yang-Mills theory

Issaku Kanamori\*

*Theoretical Physics Laboratory, Nishina Center, Wako, RIKEN, 351-0198, Japan*

We measure the vacuum energy of two-dimensional  $\mathcal{N} = (2, 2)$  super Yang-Mills theory using lattice simulation. The obtained vacuum energy density is  $\mathcal{E}_0 = 0.09(9)_{(-8)}^{(+10)}g^2$ , where the first error is the systematic and the second is the statistical one, measured in the dimensionful gauge coupling  $g$  which governs the scale of the system. The result is consistent with unbroken supersymmetry, although we cannot exclude a possible very small non-zero vacuum energy.

PACS numbers: 11.15.Ha, 11.30.Pb, 11.30.Qc

## I. INTRODUCTION

Lattice simulation of gauge theory is of great importance since it provides a non-perturbative approach. For supersymmetric system, lattice simulation together with formulation is now rapidly developing (see Ref. [1] for a review and Refs. [2, 3, 4, 5, 6, 7, 8, 9, 10, 11, 12, 13] for recent related works). One of the mysterious points of the supersymmetry (SUSY) is that it is broken in our universe, although it is widely believed that SUSY is a relevant symmetry beyond the standard model. Because SUSY is so strong symmetry, it is difficult to break it spontaneously in perturbative calculations, unless it is broken at a tree level. The lattice simulation will help to understand the non-perturbative effects for the SUSY breaking.

In a recent work [7], on the basis of a formulation by Sugino [14] the author together with Suzuki explicitly confirmed that lattice artifacts which break supersymmetry in fact disappear in the continuum limit. The target system was two-dimensional  $\mathcal{N} = (2, 2)$  super Yang-Mills theory (for other lattice formulations of this system, see Refs. [15, 16, 17, 18, 19, 20, 21]). In order to suppress the fluctuation along the flat direction, we added scalar mass terms and numerically observed the Partially Conserved SuperCurrent (PCSC) relation, which is the conservation law of the supercurrent modified by the scalar mass. Furthermore, we illustrated some physical applications, power-like behavior of certain correlation functions and static potential between fundamental probe charges [13].

The vacuum energy is the order parameter for SUSY breaking [22] and we are interested in the spontaneous SUSY breaking of this system. Hori and Tong [23] pointed out a possibility of the spontaneous breaking while the previous simulation presented in Refs. [4, 5] was consistent with no SUSY breaking. The vacuum energy obtained by the above simulation, however, had a rather large error because of an inefficient simulation algorithm.

The purpose of this letter is to measure the vacuum energy with a small error which would help to determine

whether supersymmetry is spontaneously broken or not in this system. We need, of course, to separate the spontaneous supersymmetry breaking from a breaking caused by lattice artifacts. The result in Ref. [7] shows that we do not have the latter in the continuum limit.

## II. FORMULATION

We use the lattice model in Ref. [14] and the method proposed in Refs [4, 5] to measure the vacuum energy.

The action of the target  $\mathcal{N} = (2, 2)$  super Yang-Mills theory is obtained by dimensional reduction from 4-dimensional  $\mathcal{N} = 1$  super Yang-Mills theory. In the Euclidean continuum spacetime, it is

$$S = \frac{1}{g^2} \int d^2x \operatorname{tr} \left\{ \frac{1}{2} F_{MN} F_{MN} + \Psi^T C \Gamma_M D_M \Psi + \tilde{H}^2 \right\}. \quad (1)$$

Here,  $M$  and  $N$  run from 0 to 3.  $\Gamma_M$  is gamma matrix in four dimensions and  $C$  is the charge conjugation matrix. The covariant derivative  $D_M$  is  $\partial_M + i[A_M, \cdot]$ , where  $\partial_2 = \partial_3 = 0$ ,  $A_0$  and  $A_1$  are two-dimensional gauge fields,  $A_2$  and  $A_3$  are real scalar fields. The field strength is  $F_{MN} = \partial_M A_N - \partial_N A_M + i[A_M, A_N]$ . Fermion  $\Psi = (\psi_0, \psi_1, \chi, \eta/2)^T$  is a 4 component spinor and  $\tilde{H}$  is a bosonic auxiliary field. The gauge coupling  $g$  has mass dimension 1 and we use it as a unit for dimensionful quantities. The action is invariant under four super transformations and one can rewrite it in a supercharge exact form.

The lattice action we use is  $S_{\text{lattice}} = S_{\text{Sugino}} + S_{\text{scalar mass}}$  [7], where  $S_{\text{Sugino}}$  is the lattice version of (1) and has one exact nilpotent symmetry  $Q$  at finite lattice spacings out of four supercharges [14].  $S_{\text{scalar mass}}$ , which softly breaks the supersymmetry as well as  $Q$ -symmetry, is needed to lift the flat direction of the potential, because otherwise the simulation does not give thermalized configurations [24]. We thus *define* the system as an extrapolation in which the scalar mass  $\mu$  goes to 0.

The vacuum energy is the order parameter for SUSY breaking. It is positive if and only if the SUSY is spontaneously broken. Therefore it is of crucial importance to choose the correct origin of the energy. Our choice is to use a  $Q$ -exact Hamiltonian (density). In Refs. [4, 5], the

\*Electronic address: kanamori-i@riken.jp

author together with his collaborators discussed that this choice is consistent with a property of the Witten index. They also confirmed that this method reproduces known results for supersymmetric quantum mechanics. For the current system, the Hamiltonian density is  $\mathcal{H} = \frac{1}{2}Q\mathcal{J}_0^{(0)}$ , where  $\mathcal{J}_0^{(0)}$  is the 0-th component of the Noether current corresponding to another supercharge  $Q_0$ . Note that  $Q$  and  $Q_0$  satisfy the super algebra  $\{Q, Q_0\} = -2i\partial_0$  in the continuum. Since we do not have a lattice version of  $Q_0$  transformation, we use a naive discretization of the continuum current (see Ref. [5] for its explicit expression). We do not include the scalar mass term in the Hamiltonian density. It is exactly identical to the Hamiltonian density treated in Refs [4, 5].

We utilize temperature as a conjugate external field to the Hamiltonian, i.e., we impose the antiperiodic boundary condition (aPBC) for fermion fields in time direction. We use a finite spacial size  $L_S$  and temporal size  $\beta$ , where  $\beta$  is the inverse temperature as well. What we measure is

$$\langle \mathcal{H} \rangle = \frac{\int_{\text{aPBC}} d\mu \mathcal{H} \exp(-S_{\text{lattice}})}{\int_{\text{aPBC}} d\mu \exp(-S_{\text{lattice}})}, \quad (2)$$

where we explicitly indicate the boundary condition.  $d\mu$  denotes an integration measure of the path integral. If we adopted the periodic boundary condition, since the expectation value of Hamiltonian would be proportional to a derivative of the Witten index w.r.t the coupling constant, the expectation value would be always zero [27]. Therefore, we could not obtain useful information for the SUSY breaking. We will take the zero temperature limit at the final stage to obtain the vacuum energy density:  $\mathcal{E}_0 \equiv \lim_{\beta \rightarrow \infty} (\lim_{\mu \rightarrow 0} (\lim_{a \rightarrow 0} \langle \mathcal{H} \rangle))$ .

### III. SIMULATION

We evaluate the expectation value (2) using a Monte Carlo simulation. The detail of generating the configurations is found in Refs. [7, 24] [28]. We use the Rational Hybrid Monte Carlo (RHMC) method together with the multi-time step for molecular dynamics. Compared with the method used in [4, 5], which uses quenched configurations and reweighting method to treat the fermion effect, the statistical error is well under control.

The effect of complex phase of the Pfaffian of the Dirac operator is taken by phase reweighting of a square root of the determinant. Because our choice of the lattice spacing is small enough and the argument of the determinants is distributed around zero, there is almost no sign ambiguities caused by taking the square root.

In the measurement, we calculate the Hamiltonian density every 10 trajectories. We use binning technique (a typical bin size is 5) and use the jack-knife method to estimate the statistical error for each parameters. The continuum limit is taken as a linear extrapolation w.r.t. lattice spacing  $a$ . The massless extrapolation is taken as

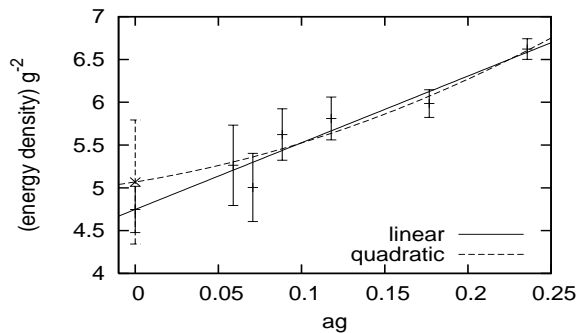


FIG. 1: Example of the continuum limit, for  $\beta g = 0.707$  and  $\mu = 0.7g$ . We use data set with  $\beta g = 0.707$  to estimate systematic errors associated with the choice of the fitting function and the fitting region.

a linear extrapolation w.r.t.  $\mu^2$ . We use  $\chi^2$  fit and estimate the statistical error of the fitting parameters as a value with which  $\chi^2$  increases by 1.

The common parameters are the following. We use SU(2) gauge group. Physical spacial size  $L_S$  is fixed to  $L_S g = 1.414$ . The parameter  $\epsilon$  for the admissibility condition in  $S_{\text{Sugino}}$  is 2.6.

### IV. RESULT

We list the detailed parameters and raw results in Table I. For large  $\beta$ , we use 3 different lattice spacings to obtain the continuum limit while for small  $\beta$  we use 4 or more. It is because that in the former cases the obtained values are almost constant within the statistical error over the different lattice spacings; in the latter cases they depend on the lattice spacing.

We estimate a systematic error in taking the continuum limit using the data set with  $\beta = 0.707g$  (Fig. 1). Although we adopt the linear fitting to obtain the continuum limit, we tried a quadratic function  $A'a^2 + B'a + C'$  as well as a linear  $Aa + B$  in the lattice spacing  $a$ . After extrapolating  $\mu \rightarrow 0$ , we obtained two different values and we regard the difference as the systematic error in choosing the fitting function, which is 4.0%. To estimate the errors associated with a choice of the fitting region, we repeated similar analysis with linear fitting using small 4 lattice spacings and large 3 lattice spacings. Comparing these two results with the one obtained from all 6 lattice spacings, we estimate the error associated with the choice of the fitting region at 6.8%. In total, the systematic error in taking the continuum limit is 11%.

After taking the continuum limit, we extrapolate the scalar mass  $\mu \rightarrow 0$  (Fig. 2). As the figure indicates, a possible systematic error in the extrapolation is small compared with the statistical ones and thus is negligible.

The final result is Fig. 3. We have fitted the result using two different functions: a power of the  $\beta$ ,  $\mathcal{E}(\beta)/g^2 = a_0(\beta g)^{-a_1} + a_2$ , and an exponential of the  $\beta$ ,

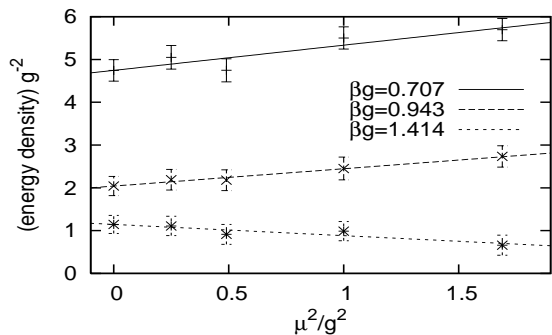


FIG. 2: Examples of the extrapolation of the scalar mass  $\mu$  to 0. The extrapolations by linear in  $\mu^2$  fit very well.

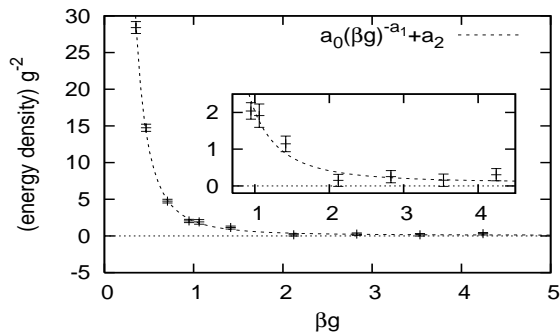


FIG. 3: Energy density  $\mathcal{E}(\beta)$ . Errors are statistical ones only. The curve is the fit by power function of  $\beta$ . As the inverse temperature  $\beta$  goes large, it approaches 0.

$\mathcal{E}(\beta)/g^2 = b_0 \exp(-b_1 \beta g) + b_2$ . We obtain  $a_0 = 1.94_{-16}^{+11}$ ,  $a_1 = 2.59_{-6}^{+9}$ ,  $a_2 = 0.09_{-8}^{+10}$  and  $b_0 = 157_{-12}^{+13}$ ,  $b_1 = 5.01_{-17}^{+18}$ ,  $b_2 = 0.37_{-8}^{+8}$ . The errors are only statistical ones. The values of the  $\chi^2$  per degrees of freedom are 1.21 and 3.81 for 7 degrees of freedom, respectively. Using the result of the fit by the power function, we obtain  $\mathcal{E}_0 = 0.09_{-8}^{+10} g^2$  as the central value and the statistical errors.

Because the above fits use small  $\beta$  as well as large  $\beta$ , however, one cannot exclude possible effects from the excited states. In fact, using only large  $\beta$  ( $\beta g > 0.9$ ), we obtain reliable fits for both exponential and power, which gives  $\mathcal{E}_0 = 0.17_{-11}^{+10} g^2$  and  $\mathcal{E}_0 = 0.05_{-17}^{+17} g^2$ , respectively [29]. These values are consistent with above central value within the statistical error. Using these values, we

estimate that the systematic error in taking zero temperature limit is  $0.08 g^2$ .

What is the physical difference of the power and the exponential fitting? If the spectrum has a gap, the energy behaves as an exponential function of  $\beta$ . A power behavior of  $\beta$  comes from gap-less excitations [30]. In a finite volume system, usually we have a discrete spectrum which leads to a mass gap. However, the current system has the *flat direction* in the potential at least classical level, and the fluctuation along the flat direction can provide a continuum spectrum. The current result does not allow us to determine which is the case [31]. If the fit by the power was preferred, it would be an evidence of the recovery of the flat direction after the  $\mu \rightarrow 0$  extrapolation.

In total, we obtain the vacuum energy  $\mathcal{E}_0 = 0.09(9)_{-8}^{+10} g^2$ , where the first error is the systematic and the second is the statistical one. It is consistent with 0 within the error, that is, it is consistent with that the supersymmetry is not spontaneously broken.

## V. CONCLUSION

In this letter, we measured the vacuum energy of 2-dimensional  $\mathcal{N} = (2, 2)$  super Yang-Mills theory using lattice simulation. Because our simulation does not have explicit supersymmetry breakings caused by lattice artifacts, the vacuum energy we measured works as an order parameter of *spontaneous* SUSY breaking. The result was consistent with 0 within the error, which seems to imply that the supersymmetry is not spontaneously broken, although we cannot exclude a possibility of small non-zero value which indicates the spontaneous breaking.

## Acknowledgments

I. K. is supported by the Special Postdoctoral Research Program at RIKEN. He thanks H. Suzuki for encouragement and discussion. He also thanks M. Hanada, D. Kadoh, N. Kawamoto, Y. Kikukawa and F. Sugino for various comments and discussion. The simulation was performed on the RIKEN Super Combined Cluster.

- 
- [1] J. Giedt, PoS **LAT2006**, 008 (2006) [arXiv:hep-lat/0701006].
  - [2] S. Catterall and T. Wiseman, JHEP **0712**, 104 (2007) [arXiv:0706.3518 [hep-lat]].
  - [3] K. N. Anagnostopoulos, M. Hanada, J. Nishimura and S. Takeuchi, Phys. Rev. Lett. **100**, 021601 (2008) [arXiv:0707.4454 [hep-th]].
  - [4] I. Kanamori, H. Suzuki and F. Sugino, Phys. Rev. D **77**, 091502 (2008) [arXiv:0711.2099 [hep-lat]].
  - [5] I. Kanamori, F. Sugino and H. Suzuki, Prog. Theo. Phys. **119**, 797 (2008) [arXiv:0711.2132 [hep-lat]].
  - [6] J. W. Elliott, J. Giedt and G. D. Moore, Phys. Rev. D **78**, 081701 (2008) [arXiv:0806.0013 [hep-lat]].
  - [7] I. Kanamori and H. Suzuki, Nucl. Phys. B **811**, 420 (2009) [arXiv:0809.2856 [hep-lat]].
  - [8] G. Ishiki, S. W. Kim, J. Nishimura and A. Tsuchiya, arXiv:0810.2884 [hep-th].
  - [9] J. Giedt, R. Brower, S. Catterall, G. T. Fleming

TABLE I: Expectation value of the Hamiltonian density  $\langle \mathcal{H} \rangle$  and number of the independent configurations after binning for each parameters.  $g$  is the dimensionful gauge coupling.

$\beta g$	$ag$	lat. size	$\mu = 0.5g$		$\mu = 0.7g$		$\mu = 1.0g$		$\mu = 1.3g$	
			num.	$\langle \mathcal{H} \rangle g^{-2}$	num.	$\langle \mathcal{H} \rangle g^{-2}$	num.	$\langle \mathcal{H} \rangle g^{-2}$	num.	$\langle \mathcal{H} \rangle g^{-2}$
0.354	0.118	$3 \times 12$	800	34.50(32)	800	34.39(32)	2000	33.57(31)	800	33.55(34)
	0.088	$4 \times 16$	1200	32.66(35)	1200	32.45(35)	3000	32.49(34)	3000	31.59(35)
	0.071	$5 \times 20$	1600	31.98(39)	1600	31.99(38)	2000	30.89(38)	800	30.60(40)
	0.059	$6 \times 24$	400	31.47(66)	800	30.54(65)	400	29.80(67)	800	29.72(65)
0.471	0.157	$3 \times 9$	800	17.59(24)	800	17.89(22)	800	17.04(21)	1000	17.62(21)
	0.118	$4 \times 12$	1000	17.06(28)	400	16.66(30)	800	16.58(28)	1000	16.28(28)
	0.079	$6 \times 18$	800	16.03(32)	1600	16.15(30)	1600	16.31(30)	1600	15.83(30)
	0.059	$8 \times 24$	2000	16.05(53)	2000	15.64(56)	2000	15.75(56)	500	16.49(58)
0.707	0.236	$3 \times 6$	400	6.18(12)	800	6.62(12)	800	6.64(11)	800	6.51(11)
	0.177	$4 \times 8$	200	5.77(17)	800	5.99(16)	800	6.40(15)	800	6.18(16)
	0.118	$6 \times 12$	800	5.70(23)	500	5.81(24)	2000	5.87(22)	400	5.85(23)
	0.088	$8 \times 16$	400	5.43(32)	800	5.62(30)	800	5.89(30)	400	6.15(29)
	0.071	$10 \times 20$	400	4.87(41)	800	5.00(39)	400	5.87(38)	400	5.94(37)
	0.059	$12 \times 24$	800	5.95(45)	400	5.26(46)	400	6.27(46)	2000	6.36(45)
0.943	0.157	$6 \times 9$	800	2.62(15)	800	2.65(15)	800	2.93(15)	800	2.96(15)
	0.118	$8 \times 12$	800	2.54(19)	800	2.73(19)	800	2.75(19)	800	2.61(20)
	0.079	$12 \times 18$	1600	2.07(21)	1600	2.35(22)	1600	2.62(21)	800	2.72(22)
1.061	0.177	$6 \times 8$	800	1.70(12)	400	1.97(13)	800	2.09(12)	400	1.97(12)
	0.118	$9 \times 12$	2000	1.74(17)	800	2.04(18)	2000	2.05(18)	800	2.46(17)
	0.088	$12 \times 16$	800	1.94(18)	1000	1.85(18)	800	1.82(18)	1600	1.75(17)
1.414	0.236	$6 \times 6$	800	0.777(76)	400	0.918(81)	800	0.961(77)	2000	1.046(75)
	0.177	$8 \times 8$	800	1.00(10)	400	1.07(10)	1000	1.08(10)	800	0.97(10)
	0.118	$12 \times 12$	1600	0.89(11)	800	0.86(11)	1600	0.93(11)	800	0.84(11)
2.121	0.236	$9 \times 6$	800	0.471(66)	2000	0.542(63)	2000	0.454(61)	2000	0.435(60)
	0.177	$12 \times 8$	2000	0.377(82)	800	0.574(88)	800	0.491(86)	2000	0.548(82)
	0.118	$18 \times 12$	800	0.442(93)	1333	0.319(94)	1500	0.55(10)	1200	0.52(10)
2.828	0.236	$12 \times 6$	800	0.349(57)	2000	0.417(53)	2000	0.442(54)	4000	0.385(52)
	0.177	$16 \times 8$	800	0.339(78)	800	0.477(75)	2000	0.280(74)	800	0.471(75)
	0.118	$24 \times 12$	1200	0.349(94)	1500	0.362(90)	300	0.22(10)	1500	0.412(94)
3.536	0.236	$15 \times 6$	800	0.410(49)	800	0.246(48)	1000	0.326(49)	800	0.370(49)
	0.177	$20 \times 8$	400	0.359(68)	500	0.366(68)	800	0.346(72)	400	0.379(72)
	0.118	$30 \times 12$	2000	0.28(10)	1000	0.20(10)	1000	0.300(97)	1000	0.439(98)
4.243	0.236	$18 \times 6$	2000	0.286(44)	800	0.255(44)	4000	0.302(42)	400	0.346(43)
	0.177	$24 \times 8$	800	0.290(62)	400	0.307(68)	2000	0.310(60)	800	0.292(64)
	0.141	$30 \times 10$	800	0.241(80)	800	0.278(78)	400	0.382(79)	800	0.339(78)

- and P. Vranas, Phys. Rev. D **79**, 025015 (2009) [arXiv:0810.5746 [hep-lat]].
- [10] Y. Kikukawa and F. Sugino, arXiv:0811.0916 [hep-lat].
- [11] S. Catterall, JHEP **0901**, 040 (2009) [arXiv:0811.1203 [hep-lat]].
- [12] M. Hanada, A. Miwa, J. Nishimura and S. Takeuchi, arXiv:0811.2081 [hep-th].
- [13] I. Kanamori and H. Suzuki, Phys. Lett. B **672**, 307 (2009) [arXiv:0811.2851 [hep-lat]].
- [14] F. Sugino, JHEP **0403**, 067 (2004) [arXiv:hep-lat/0401017].
- [15] D. B. Kaplan, E. Katz and M. Ünsal, JHEP **0305**, 037 (2003) [arXiv:hep-lat/0206019].
- [16] A. G. Cohen, D. B. Kaplan, E. Katz and M. Ünsal, JHEP **0308**, 024 (2003) [arXiv:hep-lat/0302017].
- [17] F. Sugino, JHEP **0401**, 015 (2004) [arXiv:hep-lat/0311021].
- [18] S. Catterall, JHEP **0411**, 006 (2004) [arXiv:hep-lat/0410052].
- [19] H. Suzuki and Y. Taniguchi, JHEP **0510**, 082 (2005) [arXiv:hep-lat/0507019].
- [20] A. D'Adda, I. Kanamori, N. Kawamoto and K. Nagata, Phys. Lett. B **633**, 645 (2006) [arXiv:hep-lat/0507029].
- [21] F. Sugino, Phys. Lett. B **635**, 218 (2006) [arXiv:hep-

- lat/0601024].
- [22] E. Witten, Nucl. Phys. B **188**, 513 (1981).
- [23] K. Hori and D. Tong, JHEP **0705**, 079 (2007) [arXiv:hep-th/0609032].
- [24] I. Kanamori, PoS **LAT2008**, 232 (2008) [arXiv:0809.0655 [hep-lat]].
- [25] M. Di Pierro, Comput. Phys. Commun. **141**, 98 (2001) [arXiv:hep-lat/0004007]; M. Di Pierro and J. M. Flynn, PoS **LAT2005**, 104 (2006) [arXiv:hep-lat/0509058].
- [26] M. A. Clark and A. D. Kennedy, <http://www.ph.ed.ac.uk/~mike/remez>, 2005.
- [27] In the case of periodic boundary condition, if the SUSY is broken, the partition function becomes zero and the expectation value will be  $\frac{0}{0}$ . Numerically, one will encounter a severe sign problem caused by sign (or complex phase) of the Pfaffian.
- [28] The code was developed using FermiQCD/MDP [25] and the parameters for rational expansion was obtained from a program in Ref. [26].
- [29] Other coefficients are  $a_0 = 1.9_{-2}^{+2}$ ,  $a_1 = 2.2_{-5}^{+9}$  and  $b_0 = 13_{-5}^{+9}$ ,  $b_1 = 2.0_{-4}^{+6}$ .
- [30] If the energy density function behaves as  $\rho(\mathcal{E}) \sim \mathcal{E}^{\nu-1}$ ,  $\mathcal{E}(\beta)$  behaves as  $\nu/\beta$  for large  $\beta$  which gives  $a_1 = 1.0$ .
- [31] Although  $a_1 = 2.2_{-5}^{+9}$  for  $\beta g > 0.9$  is rather different from 1.0 and seems to prefer the exponential fit, we cannot totally exclude the possibility of power function with the current error.