

Muon pairs from In+In collision at SPS energy

Jajati K Nayak¹, Jan-e Alam¹, Tetsufumi Hirano², Sourav Sarkar¹ and Bikash Sinha¹

¹*Theory Division, Variable Energy Cyclotron Centre,
1/AF, Bidhan Nagar, Kolkata 700 064, India and*

²*Physics Department, The University of Tokyo, Tokyo 113-0033, Japan*

(Dated: October 1, 2017)

NA60 collaboration has extracted the inverse slope parameters, T_{eff} of the dimuon spectra originating from the In+In collisions at $\sqrt{s_{NN}} = 17.3$ GeV for various invariant mass region. They have observed that the inverse slope parameter as a function of invariant mass of the lepton pair drops beyond the ρ -peak. In the present work, first we reproduce the observed invariant mass and transverse momentum spectra of the muon pairs. Then show that the slope parameters extracted from the transverse momentum distributions for various invariant mass region windows can be explained by assuming formation of a partonic phase initially which reverts to hadronic phase through a weak first order phase transition at a temperature $T_c \sim 175$ MeV. It is observed that a scenario without the formation of a partonic phase does not reproduce the non-monotonic behaviour of the inverse slope parameter non typical of radial flow.

PACS numbers: 25.75.-q, 25.75.Dw, 24.85.+p

I. INTRODUCTION

Low mass lepton pairs are considered as useful tools to probe the thermodynamic state of the matter presumably formed in nuclear collisions at relativistic energies [1–3] (see [4–6] for review). Unlike hadrons which bring the information of the state of the matter when the system is too dilute to support any collective behaviour - the lepton pairs probe the entire stage of the evolution history - from the initial formation time to the final freeze-out time of the fireball. In this context critical analysis of the high quality muon data - available for both the kinematical variables - the transverse momentum (p_T) and the invariant mass (M) of the pairs from NA60 collaboration [7] assumes prominence and ignited intense theoretical activities [8–11]. Few important observations may be made from the analysis of the experimental data: the enhancement of lepton pair productions at the low M ($M < m_\rho$) region indicates substantial modification of ρ spectral function in the medium; noticeable amount of thermal radiation from partonic phase for M beyond ϕ peak and finally a non-monotonic behaviour of the inverse slope parameter, T_{eff} , extracted from the transverse mass spectra of the pairs - as a function of invariant mass displaying development of collectivity in the system. Such a trend may originate due to the radiation of lepton pairs from a partonic phase formed initially in the collisions with small average radial velocity. These considerations call for a simultaneous analysis of the experimental data as functions of both M and p_T .

The probability that a muon pair of invariant mass, M and transverse momentum, p_T will emit from a thermal system at temperature T is determined by the Boltzmann factor \sim

$\exp(-\sqrt{M^2 + p_T^2}/T)$ at mid-rapidity. For a dynamically evolving system like the one produced after nuclear collisions at ultra-relativistic energies - the temperature decreases with time because a part of the thermal energy is spent to allow the collective motion of the system. Consequently the Boltzmann factor is modified to $\sim \exp(-\sqrt{M^2 + p_T^2}/T_{eff})$, where $T_{eff} \sim T_{th} + Mv_r^2$ - here the first term represent thermal part and the second term stands for the flow part with collective radial velocity, v_r . It is expected that the large M thermal pairs will be emitted from early time when temperature is large and (radial) flow velocity is small and the small M pairs will originate from the late stage of the evolution when the temperature is low but transverse flow velocity is large. Therefore, a simultaneous study of the dilepton spectrum as functions of p_T and M will enable us to use the variation of the T_{eff} with M as a chronometer of the heavy ion collisions.

Accordingly in the present work, we focus on the transverse momentum and the invariant mass distributions of the lepton pairs from in In + In collisions at 158A GeV beam energy at CERN-SPS. We assume the following two scenarios for the collisions: (i) In+In \rightarrow quark gluon plasma (QGP) \rightarrow mixed phase of quarks and hadrons \rightarrow hadronic phase and (ii) In+In \rightarrow hadronic phase and check by comparing the results with p_T distribution of dileptons which is the possible scenario realized in the collisions.

The paper is organized as follows. In the next section we present the dilepton productions from QGP and hadronic matter. Section III is dedicated to the initial conditions and the space time evolution. Section IV contains the results and section V is devoted to summary and discussions.

II. DILEPTON PRODUCTIONS FROM HADRONIC MATTER AND QUARK GLUON PLASMA

The rate of thermal dilepton production per unit space-time volume per unit four momentum volume is given by [1–3]

$$\frac{dR}{d^4p} = -\frac{\alpha^2}{6\pi^3q^2}L(M^2)f_{\text{BE}}(q_0)W_\mu^\mu(q_0, \vec{q}) \quad (1)$$

where α is the electromagnetic coupling, W_μ^μ is the correlator of electromagnetic currents and $f_{\text{BE}}(E, T)$ is the thermal phase space factor for Bosons. The factor

$$L(M^2) = \left(1 + 2\frac{m^2}{M^2}\right) \sqrt{1 - 4\frac{m^2}{M^2}} \quad (2)$$

arises from the final state leptonic current involving Dirac spinors of mass m (in this case muon) and $p^2 (= p_\mu p^\mu) = M^2$ is the invariant mass square of the lepton pair. In hadronic matter, this can be simplified using vector meson dominance to give (see [12] for details),

$$\frac{dR}{dM^2 d^4q_T dy} = \frac{\alpha^2}{\pi^2 M^2} L(M^2) f_{\text{BE}}(q_0) \sum_{V=\rho, \omega, \phi} A_V(q_0, \vec{q}) \quad (3)$$

where the spectral function of the vector mesons consists of a pole and continuum,

$$A_V = A_V^{\text{pole}} + A_V^{\text{cont}} \quad (4)$$

For the ρ , the continuum part is parametrized as [5, 13]

$$A_\rho^{\text{cont}} = \frac{m_\rho^2}{8\pi} \left(1 + \frac{\alpha_s}{\pi}\right) \frac{1}{1 + \exp(\omega_0 - q_0)/\delta)} \quad (5)$$

with $\omega_0 = 1.3$ GeV and $\delta = 0.2$ GeV and the pole part is given by [12]

$$A_\rho^{\text{pole}} = -\frac{f_\rho^2 m_\rho^2}{3} \left[\frac{2 \sum \text{Im}\Pi_t^R}{(q^2 - m_\rho^2 - \sum \text{Re}\Pi_t^R)^2 + (\sum \text{Im}\Pi_t^R)^2} + \frac{q^2 \sum \text{Im}\Pi_t^R}{(q^2 - m_\rho^2 - q^2 \sum \text{Re}\Pi_t^R)^2 + q^4 (\sum \text{Im}\Pi_t^R)^2} \right] \quad (6)$$

with $f_\rho = 0.130$ GeV. As we have included the continuum in the vector mesons spectral functions four pion annihilation process [14] is not considered here to avoid over counting. The self-energy Π contains contributions from mesons as well as baryons in the thermal medium so that

$$\Pi = \Pi_M + \Pi_B \quad (7)$$

The longitudinal and transverse components of the meson part Π_M has been evaluated in detail for one loop $\pi - h$ graphs with $h = \pi, \omega, h_1, a_1$ in the real time formulation of thermal field theory [15]. The baryonic contribution Π_B has been estimated in the approach of Eletsky et al [16] using resonance dominance in the low energy region and a Regge model at higher energies. Dilepton emission from the ω and the ϕ have also been included. The width of the ω in thermal bath is taken from the calculation of Ref [17] where a framework similar to the one employed here has been used. For the ϕ only the vacuum width has been considered.

The major source of lepton pair production is due to the annihilation of quark-antiquark pairs [18]. In the present calculations the QCD corrections through the processes: $q\bar{q} \rightarrow gl^+l^-$, $gq(\bar{q}) \rightarrow q(\bar{q})l^+l^-$ (see Ref. [19, 20] for details) in the dilepton productions have also been taken into account.

To evaluate the thermal dilepton spectra the static (fixed temperature) rate of emission ($dR/d^2m_T dM^2 dy$) has to be convoluted with the space-time dynamics governed by the relativistic hydrodynamics as follows:

$$\frac{dN}{m_T dm_T} = 2\pi \sum_{\text{phases}} \int \left(\frac{dR}{d^2m_T dy dM^2} \right)_{\text{phase}} \times dM^2 dy d^4x \quad (8)$$

d^4x is the 4 dimensional volume element, m_T is the transverse mass and y is the rapidity. The limits for integration over invariant mass, M can be fixed according to the experimental measurements. For the experimental data for $M_{\min} \leq M \leq M_{\max}$, the transverse mass m_T is defined as $m_T = \sqrt{M^2 + p_T^2}$, where $M = (M_{\min} + M_{\max})/2$. The invariant mass spectra of the lepton pairs can be obtained from Eq. 8 by integrating over the appropriate p_T windows. The acceptance corrections due to detector geometry has been taken into consideration.

We need to also consider the contributions from ρ -decay as this has not been subtracted from the data (see second of [7]). To evaluate the m_T distribution of dilepton originating from the decays of vector mesons after freeze-out the Cooper-Frye formula [21] has been used. For a special case of unstable vector mesons we need to know the thermal phase space factor corresponding to an unstable boson which is given by

$$f_{\text{unstable}} = \frac{g}{(2\pi)^3} \frac{1}{\exp(p_0/T) - 1} \rho(M) \quad (9)$$

where $p_0 = \sqrt{p^2 + M^2}$, g is the statistical degeneracy and $\rho(M)$ is the spectral function of the vector meson under consideration. For stable particle $\rho(M)$

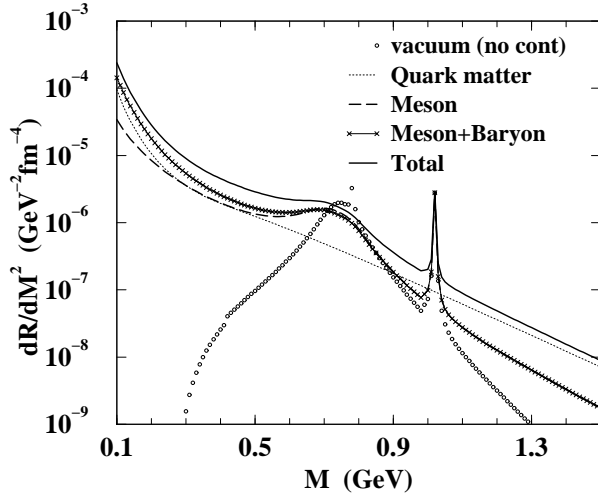


FIG. 1: Invariant mass spectra (acceptance corrected inclusive mass spectrum $p_T > 0$) of dimuon from quark gluon plasma and hadronic phase at $T = 175$ MeV and $\mu_B = 250$ MeV.

reduces to a Dirac delta function and consequently the usual thermal phase space factor for a stable particle is recovered. Therefore, the m_T distribution of dimuons from vector meson decay after the freeze-out is given by

$$\begin{aligned} \frac{dN_{\gamma^*}}{m_T dm_T} &= 2\pi \int dr \int d\eta \int d\phi r \tau \\ &\times \left(m_T \cosh(y - \eta) - \frac{\partial \tau}{\partial r} p_T \cos \phi \right) \\ &\times \rho(M) \Gamma_{V \rightarrow \mu^+ \mu^-} / \Gamma_V^{\text{tot}} f_{\text{unstable}} \\ &dM^2 dy \end{aligned} \quad (10)$$

where Γ_V^{tot} is the total decay width of the vector meson, V . The contributions from Eqs. 8 and 10 are added for the description of the m_T spectra of the data.

The other non-thermal sources are: (i) Drell-Yan process originating from the interactions of quarks and anti-quarks of the colliding nuclei and the decays of various mesons (*e.g.* $\pi, \eta, \omega, \rho, \eta', \phi$ etc) after the fireball freeze-out. As the non-thermal contributions have been subtracted from the data under consideration, we concentrate only on the thermal emissions.

III. INITIAL CONDITIONS AND THE SPACE TIME EVOLUTION

The space time evolution of the system has been studied using ideal relativistic hydrodynamics with longitudinal boost invariance [22] and cylindrical

symmetry [23]. The initial temperature (T_i) and thermalization time (τ_i) are constrained by the following equation [24] for an isentropic expansion:

$$T_i^3 \tau_i \approx \frac{2\pi^4}{45\xi(3)} \frac{1}{4a_{\text{eff}}} \frac{1}{\pi R_A^2} \frac{dN}{dy}. \quad (11)$$

where, dN/dy = hadron multiplicity, R_A is the effective radius of the system (evaluated by using the formula, $R_A \sim N_{\text{part}}^{1/3}$), $\xi(3)$ is the Riemann zeta function and $a = \pi^2 g/90$ ($g = 32$, taken as the effective degeneracy of the QGP phase). The initial radial velocity, $v_r(\tau_i, r)$ and energy density, $\epsilon(\tau_i, r)$ profiles are taken as:

$$v_r(\tau_i, r) = 0, \quad \epsilon(\tau_i, r) = \epsilon_0 / (e^{\frac{r-R_A}{\delta}} + 1) \quad (12)$$

where the surface thickness, $\delta = 0.5$ fm. In the present work we assume $T_c = 175$ MeV [25]. In a quark gluon plasma to hadronic transition scenario - we use the bag model EOS for the QGP phase and for the hadronic phase all the resonances with mass ≤ 2.5 GeV have been considered [26]. The transition region has been parametrized as follows [27]:

$$s = f(T)s_q + (1 - f(T))s_h \quad (13)$$

where s_q (s_h) is the entropy density of the quark (hadronic) phase at T_c and

$$f(T) = \frac{1}{2} \left(1 + \tanh\left(\frac{T - T_c}{\Gamma}\right) \right) \quad (14)$$

the value of the parameter Γ can be varied to make the transition strong first order or continuous.

The ratios of various hadrons measured experimentally at different $\sqrt{s_{\text{NN}}}$ indicate that the system formed in heavy ion collisions chemically decouple at a temperature (T_{ch}) which is higher than the temperature for kinetic freeze-out (T_f) determined by the transverse spectra of hadrons [28]. Therefore, the system remains out of chemical equilibrium from T_{ch} to T_f . The chemical non-equilibration affects the dilepton yields at two levels: a) the emission rate through the phase space factor and b) the space-time evolution of the matter through the equation state. The value of the chemical potential and its inclusion in the EOS has been taken in to account following Ref. [29]. It is expected that the chemical potentials do not change much for the inclusion of resonances above Δ .

IV. RESULTS

Before discussing the m_T spectra it is important to mention here that initially there was no transverse collective flow ($v(\tau_i, r) = 0$), the entire energy

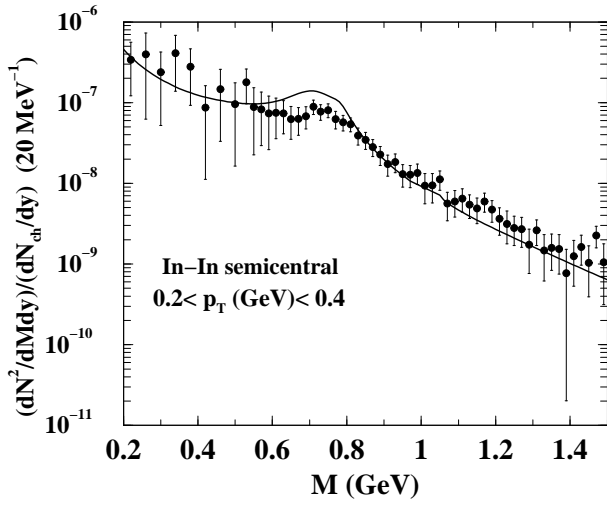
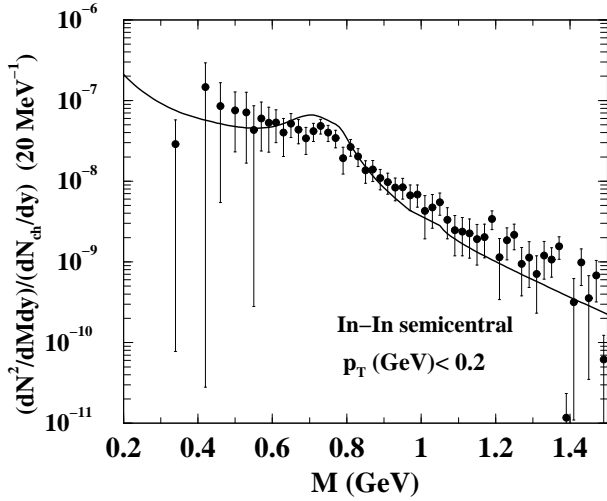


FIG. 2: Invariant mass spectra (acceptance corrected inclusive mass spectrum) for different p_T window of the dimuon measured by NA60 collaboration for semi central In+In collision ($\sqrt{s_{NN}} = 17.3$ GeV). The solid line is the theoretical result.

of the system was thermal. With the progress of time some part of the thermal energy gets converted to the collective (flow) energy for a system undergoing hydrodynamic expansion. The measured m_T spectra of muon pairs therefore, contains contributions from both thermal as well as collective degrees of freedom *i.e.* the inverse slope parameter, T_{eff} can be written as $T_{\text{eff}} = T_{\text{th}} + Mv_r^2$ as mentioned earlier. Therefore, it is important to know the domains of M where the thermal contributions from early (quark matter) and late (hadronic) phases dominate corresponding to small and large radial flow respectively.

We discuss results for scenario (i) first - here we have assumed that a thermalized state of quarks and gluons is formed after the collisions which reverts to hadronic phase through a weak first order

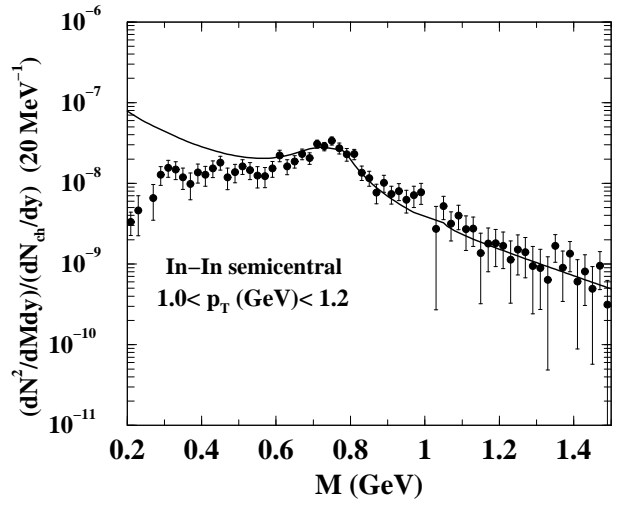
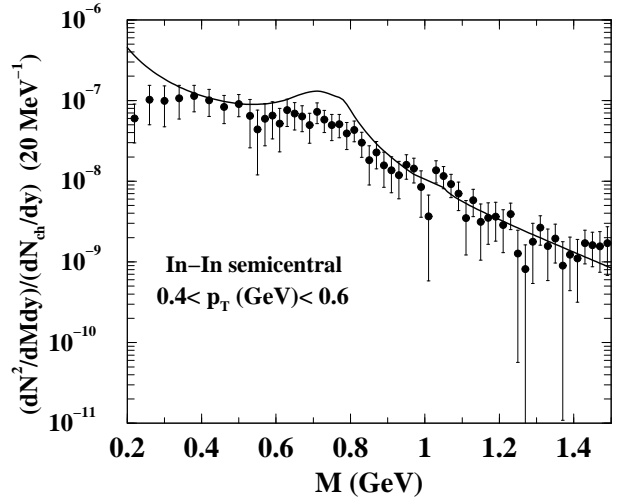


FIG. 3: Invariant mass spectra (acceptance corrected inclusive mass spectrum) for different p_T window of the dimuon measured by NA60 collaboration for semi central In+In collision ($\sqrt{s_{NN}} = 17.3$ GeV). The solid line is the theoretical result.

phase transition. The value of Γ in Eq. 14 is taken as 20 MeV. The values of initial energy density, $\epsilon_i = 5.5$ GeV/ $f m^3$, thermalization time $\tau_i = 0.6$ fm and the transition temperature $T_c = 175$ MeV have been assumed. We take the freeze-out temperature $T_f = 130$ MeV which can reproduce the slope of the ϕ spectra measured by NA60 collaboration for In+In collisions [30]. With these inputs transverse and invariant mass spectra of dileptons have been evaluated.

We look into the M spectra. A significant enhancement in the dilepton yield in the mass region below the ρ pole (compared to vacuum, denoted by dots in Fig. 1) is observed, nevertheless the total dilepton yield in this region of M contains notable contribution from the partonic phase (Fig.1). How-

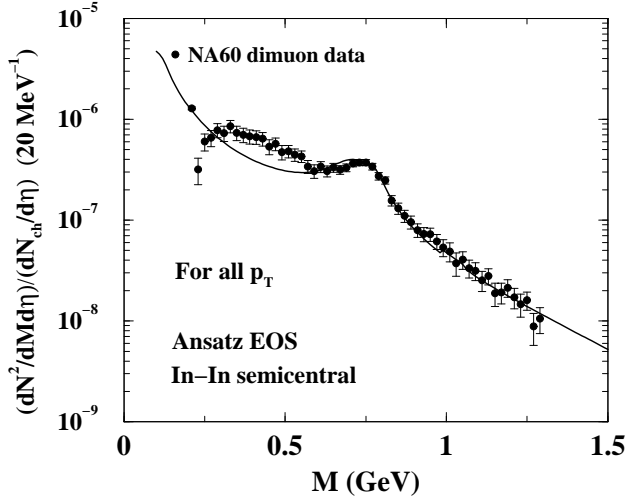


FIG. 4: Invariant mass spectra (acceptance corrected inclusive mass spectrum $p_T > 0$) of dimuon measured by NA60 collaboration for semi central In+In collision ($\sqrt{s_{NN}} = 17.3$ GeV). The solid line is the theoretical result.

ever, the thermal pairs for M beyond m_ϕ -peak is dominated by QGP phase. Therefore, it is expected that the slope parameters extracted from the transverse mass distribution of lepton pairs for mass region above the ϕ -peaks would reflect the properties of quark matter phase, *i.e.* the slopes at these M region will correspond to the early time when the radial flow is small. On the other hand the contributions in the region of ρ mass are overwhelmingly from the hadronic phase and hence the slope at this region correspond to the late time containing large radial flow effects. For $M < m_\rho$ the situation is complex as it contains significant contributions from both the hadronic as well as the partonic phase.

In Figs. 2-3 the invariant mass spectra for various p_T windows have been displayed. At low p_T and low M a clear rise observed in the data - reflecting the thermal nature of the radiation. The strong enhancement at the low M domain is reproduced well due to large broadening of the ρ in the thermal medium for the p_T (in GeV) windows: $p_T < 0.2$, $0.2 < p_T < 0.4$ and $0.4 < p_T < 0.6$. For the higher p_T window ($1.0 < p_T < 1.2$), the observed plateau for $0.3 < M(\text{GeV}) < 0.6$ is over estimated by the theoretical yield, which is yet to be understood [31]. The invariant mass spectra, without any p_T selection is reproduced reasonably well (Fig. 4). The high M region, above ϕ peak, the radiation from the partonic phase describe the data very well.

The resulting $m_T - M$ spectra of $\mu^+\mu^-$ are compared with the experimental data obtained by the NA60 collaboration for In-In collision for $\sqrt{s_{NN}} =$

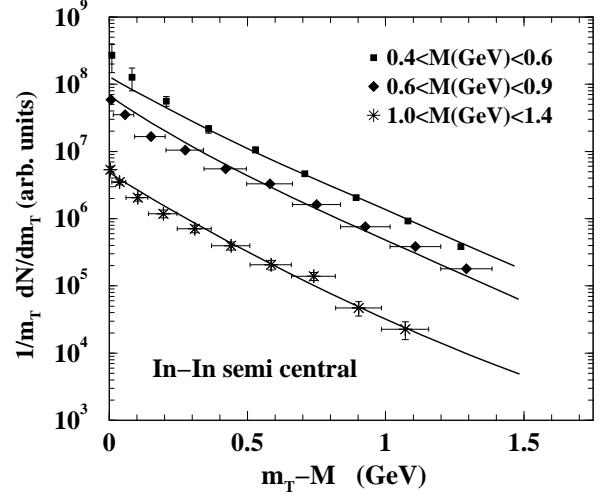


FIG. 5: $m_T - M$ spectra of muon pair for different invariant mass ranges for semi central In-In Collision at $\sqrt{s_{NN}} = 17.3$ GeV (158 A GeV).

17.3 GeV for different mass window in Fig. 5. The present calculation agrees well with the data which is shown by solid lines for all the mass ranges.

In Fig 6 the effective temperature obtained from the inverse slope of these spectra has been plotted and compared with the data. The slopes have been estimated from theoretical results (shown by solid lines in Figs. 5) by parameterizing to an exponential function within the $(m_T - M)$ range $0.3 \leq m_T - M(\text{GeV}) \leq 1.0$. It is clear from the results that the slope at high M region is reproduced well if the source is predominantly partonic. A similar non-monotonic behaviour is observed in the variation of the elliptic flow (v_2) of photons as a of transverse momentum [32, 33].

Next we discuss results for scenario (ii). In this scenario we evolve a hadronic matter with same initial energy density $\epsilon_i = 5.5 \text{ GeV}/fm^3$ up to freeze-out temperature $T_f = 130 \text{ MeV}$ with an equation of state which includes mesons and baryons up to mass 2.5 GeV. The equation of state obtained for such a scenario is soft compared to an initial QGP state, the average velocity of sound (c_s) is $c_s^2 = 0.16$. With this scenario we fail to reproduce the m_T distribution (Fig. 7), the inverse slope parameter extracted in this scenario increases monotonically with M (not shown in Fig. 6, but is obvious that the slopes extracted from Fig. 7 will fail to reproduce the data in Fig. 6) .

We have checked that a large increase in T_c leads to a poorer description of the data. In this case the contributions from the QGP phase is considerably reduced so the slopes of the m_T spectra is predominantly determined by the hadronic phase. In

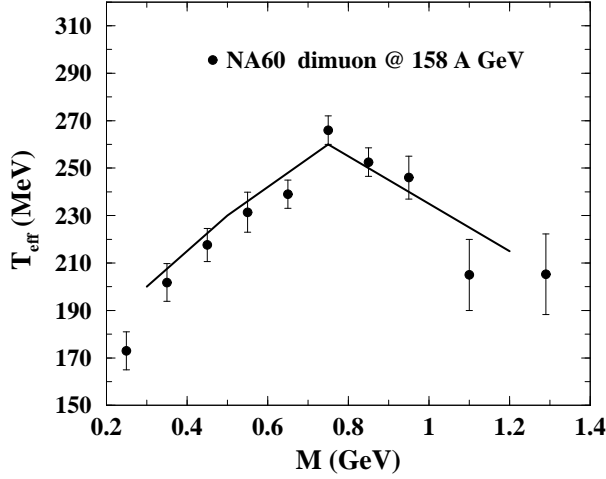


FIG. 6: Inverse slope parameter obtained from the $m_T - M$ spectra is plotted with the average invariant mass

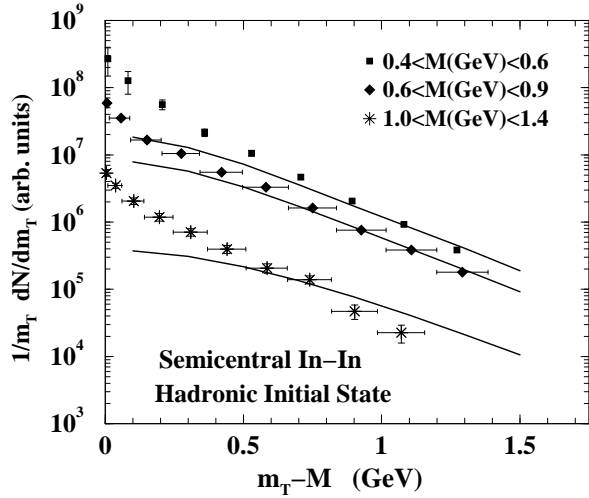


FIG. 7: $m_T - M$ spectra of muon pair for different invariant mass ranges for semi central In-In Collision at $\sqrt{s_{NN}} = 17.3$ GeV (158 A GeV). for hadronic initial state *i.e.*, scenario (ii).

this scenario the slopes for M beyond the ϕ peak is not determined by the (early) QGP phase but by the (late) hadronic phase. As a result the sharp fall in the T_{eff} as a function of M for $M > m_\rho$ is not properly reproduced. This indicates that the source of lepton pairs at large ($M \sim 1.2$ GeV) is partonic.

V. SUMMARY AND DISCUSSIONS

In summary we have reproduced the invariant mass and transverse momentum spectra of the lepton pairs measured by NA60 collaboration in In+In collisions at $\sqrt{s_{NN}} = 17.3$ GeV. The broadening of the ρ spectral function due to its interaction with mesons and baryons in the thermal bath has been taken into account. The study reveals that the description of the data at low M needs large broadening of ρ meson and at high M (beyond ϕ peak) requires substantial contributions from partonic phase. We find that the measured slope of the dilepton spectra can be explained theoretically if one assumes the formation of a partonic phase initially which reverts to hadronic phase through a weak first order phase transition. A hadronic initial state with realistic equation of state fails to reproduce the data.

Acknowledgment: We are grateful to Sanja Damjanovic and Hans Specht for providing us the experimental data and detector acceptance and having a fruitful discussion. We would like to thank Bedangadas Mohanty and Nu Xu for helpful discussions. JA is supported by DAE-BRNS project Sanction No. 2005/21/5-BRNS/2455.

-
- [1] L. D. McLerran and T. Toimela, Phys. Rev. D **31**, 545 (1985).
 [2] C. Gale and J.I. Kapusta, Nucl. Phys. B **357**, 65 (1991).
 [3] H.A. Weldon, Phys. Rev. D **42**, 2384 (1990).
 [4] J. Alam, S. Raha and B. Sinha, Phys. Rep. **273**, 243 (1996).
 [5] J. Alam, S. Sarkar, P. Roy, T. Hatsuda and B. Sinha, Ann. Phys. **286**, 159 (2000).
 [6] R. Rapp and J. Wambach, Adv. Nucl. Phys. **25**,

- 1(2000).
 [7] R. Arnaldi et al for the NA60 collaboration, Phys. Rev. Lett. **100** 022302 (2008); Eur. Phys. J. C **61**, 711 (2009); S. Damjanovic et al for the NA60 Collaboration, J. Phys. G: Nucl. Part. Phys. **35**, 104036 (2008).
 [8] H. van Hees and R. Rapp, Phys. Rev. Lett. **97** 102301 (2006); H. van Hees and R. Rapp, Nucl. Phys. A **806**, 339 (2008).
 [9] J. Ruppert, C. Gale, T. Renk, P. Lichard and J. I.

- Kapusta, Phys. Rev. Lett. **100** 162301 (2008).
- [10] T. Renk and J. Ruppert, Phys. Rev. C **77**, 024907 (2008).
- [11] K. Dusling, D. Teaney and I. Zahed, Phys. Rev. C **75**, 024908 (2007).
- [12] S. Ghosh, S. Sarkar and J. Alam, arXiv:1009.1260 [nucl-th].
- [13] E. V. Shuryak, Rev. Mod. Phys. **65** 1 (1993).
- [14] P. Lichard and J. Juran, Phys. Rev. D **76** 094030 (2007).
- [15] S. Ghosh, S. Mallik and S. Sarkar, Eur. Phys. J. C **70** (2010) 251.
- [16] V. L. Eletsky, M. Belkacem, P. J. Ellis and J. I. Kapusta, Phys. Rev. C **64** (2001) 035202.
- [17] R. A. Schneider and W. Weise, Phys. Lett. B **515**, 89 (2001)
- [18] J. Cleymans, J. Fingberg and K. Redlich, Phys. Rev. D **35**, 2153 (1987).
- [19] T. Altherr and P. V. Ruuskanen, Nucl. Phys. B **380**, 377 (1992).
- [20] M. H. Thoma and C. T. Traxler, Phys. Rev. D **56**, 198(1997).
- [21] E. Cooper and G. Frye, Phys. Rev. **10** 186 (1974).
- [22] J. D. Bjorken, Phys. Rev. D **27**, 140 (1983).
- [23] H. von Gersdorff, M. Kataja, L. D. McLerran and P. V. Ruuskanen, Phys. Rev. D **34** 794(1986).
- [24] R. C. Hwa and K. Kajantie, Phys. Rev. D **32**,1109 (1985).
- [25] S. Borsanyi *et al.*, Jour. High Eener. Phys. **1011**, 077 (2010).
- [26] B. Mohanty and J. Alam Phys. Rev. C **68** 064903 (2003).
- [27] M. Asakawa and T. Hatsuda Phys. Rev. D **55** 4488 (1997).
- [28] P. Braun-Munzinger, J. Stachel, J. P. Wessels and N. Xu, Phys. Lett. B **344** 43 (1995); **365** 1 (1996); P. Braun-Munzinger, I. Heppe and J. Stachel, *ibid* **465** 15 (1999); J. Cleymans and K. Redlich, Phys. Rev. Lett. **81** 5284 (1998); F. Becattini, J. Cleymans, A. Keranen, E. Suhonen and K. Redlich, Phys. Rev. C **64** 024901 (2001); P. Braun-Munzinger, D. Magestro, K. Redlich and J. Stachel, Phys. Lett. B **518** 41 (2001); M. Kaneta and N. Xu, J. Phys. G **27** 589 (2001).
- [29] T. Hirano and K. Tsuda, Phys. Rev. C **66** 054905 (2002).
- [30] M. Floris for the NA60 collaboration, J. Phys. G**35** 104054 (2008).
- [31] Jajati K. Nayak *et. al* to be published.
- [32] R. Chatterjee, E. S. Frodermann, U. W. Hienz and D. K. Srivastava, Phys. Rev. Lett. **96**, 202302 (2006).
- [33] F.-M. Liu, T. Hirano, K. Werner and Y. Zhu, Phys. Rev. C **80** 034905 (2009).