

# Fermionic spin excitations in two and three-dimensional antiferromagnets

Zhihao Hao and Oleg Tchernyshyov

*Department of Physics and Astronomy, Johns Hopkins University, Baltimore, MD, USA*

Spin excitations in a magnet with ordered moments are magnons, quantized spin waves that behave like particles with integer spin and Bose-Einstein statistics. A magnet lacking long-range order cannot support spin waves and may have unusual magnetic excitations with noninteger spin and different statistics. The Heisenberg antiferromagnet with spins of length  $S = 1/2$  on kagome and hyperkagome lattices has emerged as a leading candidate for novel quantum physics. Here we show that magnetic excitations in this system are spinons, quasiparticles with spin  $1/2$  and Fermi-Dirac statistics. In the ground state the system can be described as a collection of small, heavy  $S = 0$  pairs of spinons with a large density of nonmagnetic ( $\Delta S = 0$ ) excitations at low energies. A magnetic ( $\Delta S = 1$ ) excitation amounts to breaking up a pair into two spinons at a cost of  $0.06J$ .

The Heisenberg antiferromagnet, described by the exchange Hamiltonian

$$H = J \sum_{\langle ij \rangle} \mathbf{S}_i \cdot \mathbf{S}_j, \quad (1)$$

where  $J > 0$  is the exchange coupling and  $\langle ij \rangle$  denotes a pair of neighboring sites, is a simple model of an insulating antiferromagnet with realistic prototypes on a variety of atomic lattices. On three-dimensional lattices it usually exhibits long-range spin order that breaks the global spin  $SU(2)$  symmetry. Low-energy excitations of such a magnet are spin waves, whose quantization yields magnons—quasiparticles with integer spin and Bose-Einstein statistics [1]. In one dimension, spin order is disrupted by quantum fluctuations and the resulting ground state is fully symmetric. For spins of length  $S = 1/2$ , the excitations are spinons—quasiparticles carrying spin  $1/2$  [2]. A long-standing question is the existence of similarly unusual excitations in higher-dimensional magnets where the symmetry of the ground state is restored by a combination of strong quantum fluctuations (small  $S$ ) and geometrical frustration (a non-bipartite lattice). In 1973, Anderson proposed a resonating valence-bond ground state for a  $S = 1/2$  Heisenberg antiferromagnet on the triangular lattice [3]. In this state, spins form singlet bonds with their nearest neighbors. The singlets, also known as quantum dimers [4], move around and resonate like chemical bonds in benzene. Although the ground state of the triangular Heisenberg antiferromagnet turned out to be ordered, its counterparts on kagome [Fig. 1(a)] and hyperkagome have emerged as likely candidates for exotic quantum physics [5].

The Heisenberg Hamiltonian (1) on kagome can be reduced to a sum of total spins of individual triangles comprising the lattice. For spins  $S = 1/2$  the energy could be minimized by putting every triangle into a state with total spin  $1/2$ . Combining two spins of a triangle into a singlet achieves just that and leaves the third spin free to form a singlet on the adjacent triangle. If this program could be realized on kagome, we would obtain a ground state with frozen singlets, a valence-bond crystal. That

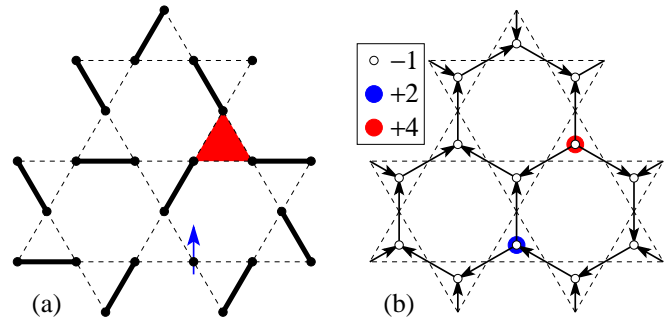


FIG. 1: (a) Kagome lattice and the major players: quantum dimers (thick bonds), a defect triangle containing no dimer (red), and an antikink spinon (blue arrow). (b) The mapping to a compact  $U(1)$  gauge theory on a honeycomb lattice. Electric flux on links has strength  $\pm 1$  and is depicted as arrows in the manner of Elser and Zeng [6, 7]. The inset shows the  $U(1)$  charges of the lattice sites and quasiparticles.

does not work [8]: one in four triangles on kagome lack a dimer. The defect triangles are the source of quantum fluctuations that make the ground state a nontrivial superposition of short-range valence-bond states. Some recent theoretical works [9, 10] lend support to a valence-bond crystal originally proposed by Marston and Zeng [11], while others are consistent with a valence-bond liquid [12]. Exact diagonalization studies [13] reveal an unusually large number of low-lying excited states with spin 0, associated with different dimer coverings of kagome. Spin-1 excitations appear to have a small but finite energy gap between  $0.05J$  and  $0.10J$  [12, 13, 14].

In this Letter we propose a simple physical picture of the  $S = 1/2$  kagome antiferromagnet, in which the system is viewed as an ensemble of spinons, quasiparticles with spin  $1/2$  and Fermi-Dirac statistics. The antisymmetry of a many-spinon wavefunction can be traced to quantum interference. When two spinons are exchanged, they drag around pairs of spins entangled in  $S = 0$  states. After the exchange, all background singlet pairs return to the same positions. However, an odd number of them reverse their orientation, thus contributing a minus sign to the many-body wavefunction.

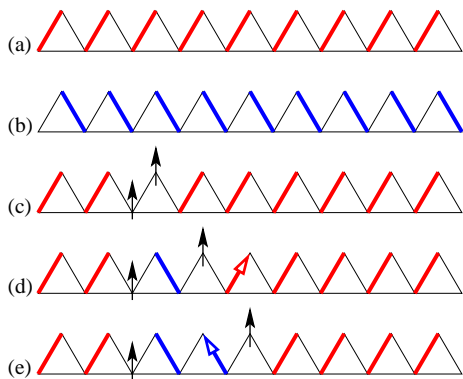


FIG. 2: Ground states  $L$  (a) and  $R$  (b) of the sawtooth chain. A local triplet excitation (c) decays into a localized kink and a mobile antikink (d-e). Arrows on the dimers illustrate the pivoting rule (see text).

In the ground state of the magnet, exchange-mediated attraction binds the spinons into small, heavy pairs with spin 0 and a binding energy  $E_b = 0.06J$ , which manifest themselves as defect triangles. Spin-0 excitations are associated with the motion of pairs; their heavy mass is reflected in the large density of singlet states at low energies. Spin-1 excitations correspond to breaking up a bound pair into (nearly) free spinons with parallel spins. Because spinon pairs retain their individual character on kagome, the spin gap is determined primarily by their binding energy,  $\Delta \approx E_b = 0.06J$ . This number is in line with the previous estimates of the spin gap [12, 13, 14].

The picture outlined above is based on a study of two toy models on lattices that share with kagome the triangular motif: the  $\Delta$ , or sawtooth, chain [15, 16] and the Husimi cactus, a tree-like variant of kagome [6, 17]. Both systems have dimerized ground states with exactly one singlet bond on every triangle. The  $\Delta$  chain provides information about the properties of individual spinons, while the Husimi cactus sheds light on their quantum statistics and interactions.

The  $\Delta$  chain has two ground states, one with singlets on the left bonds of the triangles ( $L$ ), the other with singlets on the right bonds ( $R$ ), Fig. 2(a-b). A local spin-1 excitation decays into two spinons—quasiparticles with spin  $1/2$ , Fig. 2(c-e). They serve as domain walls and come in two flavors [15]: kinks interpolate between state  $L$  on the left and state  $R$  on the right, antikinks do the opposite. A kink is fully localized and has *zero* energy cost: every triangle in its vicinity has a total spin  $1/2$  and is thus in a state of lowest energy, which is of course a stationary state (hence localization of the kink). One might think that a zero excitation energy would lead to a proliferation of kinks at an arbitrarily low temperature, but that does not happen: in the bulk of a chain, kinks can only be created in pairs with antikinks, whose excitation energy is positive. That hints at the existence of a conserved charge, which will be defined later.

Antikinks are mobile; their dynamics is described approximately as hopping to the nearest triangle [15]:

$$H|n\rangle = \frac{5J}{4}|n\rangle - \frac{J}{2}|n-1\rangle - \frac{J}{2}|n+1\rangle + \dots \quad (2)$$

where  $n$  is the triangle containing the antikink. A Fourier transform yields the quasiparticle dispersion  $\epsilon(k) = 5J/4 - J \cos k \approx J/4 + k^2/(2m)$  in the limit of low lattice momenta; the antikink mass  $m = 1/J$ . A local spin-1 excitation results in the creation of a kink and an antikink with a minimum energy of  $J/4$ . Terms omitted in Eq. (2) create additional excitations by promoting the two singlets adjacent to the antikink to triplets; alternatively, they can be viewed as creation of an extra kink-antikink pair next to the antikink. These virtual excitations renormalize the antikink mass to  $m \approx 1.16/J$  and lower the bottom of the antikink band to  $\Delta = 0.219J$  [18], a value that agrees with the result obtained by exact diagonalization [19]. Such perturbations appear to be harmless and we will ignore them in what follows.

We note that the sign of the hopping terms in Eq. (2) depends on the sign convention for quantum dimers [20]: the  $S = 0$  state of two spins is antisymmetric under exchange:  $|(i, j)\rangle \equiv (|\uparrow_i \downarrow_j\rangle - |\downarrow_i \uparrow_j\rangle)/\sqrt{2} = -|(j, i)\rangle$ . When necessary, we will depict a dimer state  $|(i, j)\rangle$  as an arrow pointing from  $i$  to  $j$ . The reversal of the arrow amounts to multiplying the state wavefunction by  $-1$ . A negative hopping amplitude is enforced by the *pivoting rule*: when an antikink hops from one triangle to another, a quantum dimer moves in the opposite direction by pivoting on the site shared by the triangles, Fig. 2(d-e).

On the Husimi cactus, the antiferromagnet in a ground state has a quantum dimer on every triangle [17]. Like on the  $\Delta$  chain, a local spin-1 excitation decays into a localized kink and a mobile antikink propagating along a *one-dimensional path* (Fig. 3). The kink has energy 0, while the antikink propagates along the allowed path with a minimum energy of  $J/4$  and a mass  $m = 1/J$ . (Again, we neglect virtual excitations in the vicinity of the antikink.)

Next we examine a single defect triangle on the otherwise dimerized cactus, Fig. 4(a). The Hamiltonian connects this state to a state with a singlet bond of a longer range [6], Fig. 4(b). The longer-range bond can be viewed as two antikinks with total spin 0. By jumping to a neighboring triangle, the antikinks are able to propagate along *three* branches of the cactus meeting at the original defect triangle, Fig. 4(d). In the process, the antikinks never enter the same branch. Thus a defect triangle is “made” from two antikinks with total spin 0. A state of two antikinks with a total spin 1 is also of interest to us, so we will consider a generic case of two antikinks with some specified spin projections, Fig. 4(c).

The Husimi cactus is a toy model in which spinons have just enough freedom to exchange their locations by hopping along the three branches. That allows us to

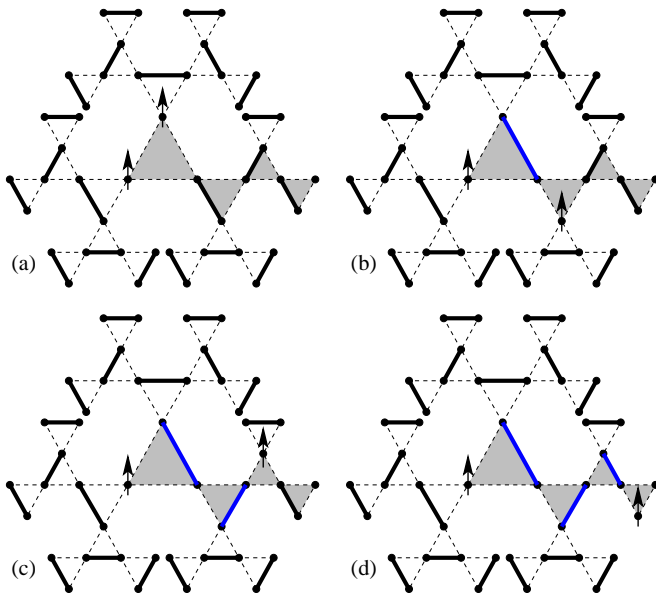


FIG. 3: A dimerized state on the Husimi cactus. A local triplet excitation (a) decays into a localized kink and a mobile antikink (b-d). Displaced valence bonds are shown in blue color. Shaded triangles in (d) mark the allowed path of the antikink.

determine their quantum statistics by examining the resulting Berry phase acquired by the spinons. It turns out that the two-spinon wavefunction is antisymmetric under their exchange, so antikinks are fermions.

We first sketch an informal argument along the lines of Arovas *et al.* [21]. Starting with the state depicted in Fig. 4(c), we perform an adiabatic exchange of the two antikinks using the pivoting rule. We arrive at the state shown in Fig. 4(d) with dimers in the same positions but with one dimer reversed. If we use the same dimer basis to describe both states, the exchanged state acquires an extra factor of  $-1$ . The extra factor appears for any initial positions of the antikinks.

The informal argument is supported by an explicit determination of the ground state of two antikinks on the cactus [18]. We find a nondegenerate, symmetric spatial wavefunction for total spin  $S = 0$  and a doubly degenerate, antisymmetric spatial wavefunction for  $S = 1$ , as one expects for two fermions. The ground state in the  $S = 1$  sector has energy  $J/2$ , twice the minimum energy of a free antikink. In contrast, two antikinks with  $S = 0$  form a bound state whose energy lies  $0.06J$  below the bottom of the two-spinon continuum. The bound state has a small size  $\xi \approx 2.8$  lattice units of the  $\Delta$  chain.

Curiously, antikinks in the  $S = 0$  ground state are bound not only to each other, but also to the original defect triangle: a pair is localized. The localization is topological in origin: like on the  $\Delta$  chain, two antikinks cannot move through the same branch of the cactus: an antikink may only be followed by a kink.

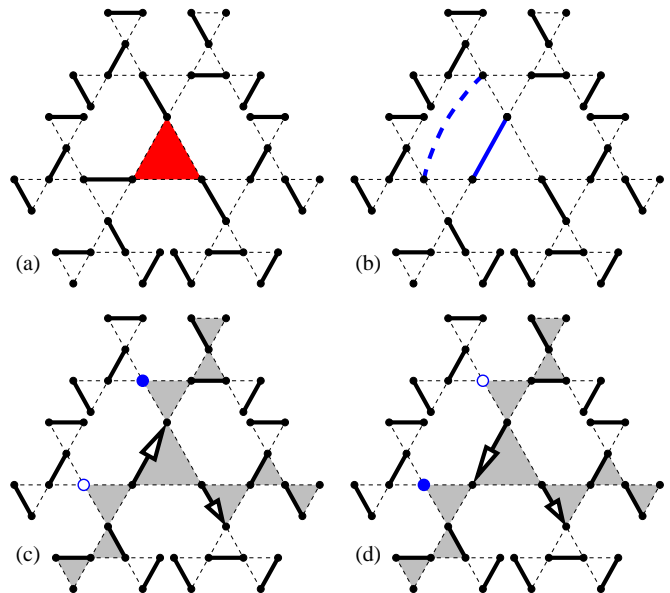


FIG. 4: A state with a single defect triangle (a) evolves into a state with one longer-range bond (b), which can be viewed as two antikinks, shown as open and filled blue dots (c), with a total spin 0. State (d) is obtained from state (c) by an adiabatic exchange of the antikinks. Shaded triangles mark allowed paths of the antikinks.

Let us discuss implications for the Heisenberg model on kagome. The cactus can be viewed as a tree made of triangles. Extrapolating results from a tree to a periodic lattice (even with the same coordination number) is only warranted for those physical quantities that are not sensitive to the long-distance properties of the lattice. For example, the band structure of a tree is quite different from that of a periodic lattice. Fortunately, the small size of a spinon pair means that its internal structure is determined by the local geometry of the lattice, so that the pair binding energy is expected to be roughly the same on the cactus, kagome, and hyperkagome.

Both on kagome and hyperkagome one in four triangles carries a spinon pair. We are now facing a many-body problem of fermionic spinons with a concentration of  $1/3$  per site. The existence of spinons with Fermi-Dirac statistics in this and other frustrated two-dimensional magnets was conjectured previously [11, 22, 23] on the basis of a large- $N$  generalization of the Heisenberg model [24]. In these theories, spinons interact with an emergent lattice compact  $U(1)$  gauge field [25]. We exploited an arrow representation of dimer coverings on kagome [6, 7] to define a fictitious  $U(1)$  gauge field living on links of a honeycomb lattice, Fig. 1(b). The arrows depict a quantized electric field of unit strength. Medial sites carry background charge  $Q = -1$ , which is neutralized on average by the charges of antikinks,  $Q = +2$ , and their pairs,  $Q = +4$ ; kinks have charge  $Q = -2$ . It is noteworthy that kinks and antikinks are indeed expected to

carry a small real electric charge [26].

The gauge-theory connection sheds light on the origin of one-dimensional trajectories of spinons on kagome. An object of charge  $Q$  passing through a link increments the electric flux in it by  $Q$ , so antikinks can only move in the direction of electric flux, Fig. 1(b). As a result, spinons are constrained to move along one-dimensional paths that may be infinite (as on the Husimi cactus) or may terminate in a loop. A finite length of an antikink trail  $R$  would raise the triplet excitation energy of a pair by  $E_c \sim \pi^2 J/2R^2$  [18]. Since  $R$  depends on the arrangement of dimers in the ground state and may even vary from one spinon pair to the next, we only give an upper bound for the confinement energy. On kagome,  $R \geq 10$  so that  $E_c \leq 0.05J$ . Thus the spin gap  $\Delta = E_b + E_c$  may vary from  $0.06J$  to as much as  $0.11J$ , depending on the valence-bond pattern in the ground state.

Localization of antikink pairs can be traced to their interaction with the gauge field, whose electric flux is constrained to take on values  $\pm 1$ . Two antikinks traveling along the same line would leave behind links with an unphysical electric flux  $\pm 3$ . Therefore, in order to move, the fermions making a pair must follow different paths. The tunneling amplitude is suppressed by a factor of order  $e^{-L/\xi}$ , where  $\xi \approx 2.8$  is the pair size and  $L$  is the length of the shortest loop on the medial lattice:  $L = 6$  for kagome, 10 for hyperkagome, and  $\infty$  for the Husimi cactus. (The smallness of  $e^{-L/\xi}$  also makes it possible to treat heavy spinon pairs as stationary objects on time scales relevant to the motion of light spinons.) Singh and Huse [10] found that the presence of other pairs increases the amplitude of pair tunneling. Thus pairs form small localized clusters resonating around hexagons and preserving valence-bond order elsewhere.

While our work agrees with the large- $N$  approaches [11, 22, 23, 24] on the big picture of fermionic spinons interacting with a U(1) gauge field, there are important differences. First, the spinons are not free: exchange-mediated attraction binds them into small bosonic pairs. Second, the U(1) gauge field manifests itself as a quantized electric field, rather than a background magnetic flux, and frustrates the motion of spinon pairs. The motion of spinons, which tends to scramble valence-bond order, is strongly suppressed as a result. These observations lend support to the picture of a valence-bond crystal proposed by Marston and Zeng [9, 10, 11].

Aside from inelastic neutron scattering, another way to break spinon pairs is to apply a magnetic field strong enough to fully polarize antikink spins, so that the magnetization reaches 1/3 of the maximum value. The liberated fermions will move at high speeds, inducing strong fluctuations of the electric field and restoring translational invariance. A mean-field theory of spinons moving in the background of the emergent magnetic flux may be a good starting point for this partially polarized spin liquid. That would be interesting in light of recent numer-

ical evidence for an incompressible quantum spin liquid at 1/3 of full magnetization [27, 28].

We acknowledge helpful discussions with L. Balents, C. D. Batista, C. L. Henley, and V. Cvetkovic. Research was supported in part by the US DOE Grant No. DE-FG02-08ER46544.

- 
- [1] T. Giamarchi, C. Rüegg, and O. Tchernyshyov, *Nature Physics* **4**, 198 (2008).
  - [2] L. D. Faddeev and L. A. Takhtajan, *Phys. Lett. A* **85**, 375 (1981).
  - [3] P. W. Anderson, *Mat. Res. Bull.* **8**, 153 (1973).
  - [4] D. S. Rokhsar and S. A. Kivelson, *Phys. Rev. Lett.* **61**, 2376 (1988).
  - [5] P. A. Lee, *Science* **321**, 1306 (2008).
  - [6] V. Elser and C. Zeng, *Phys. Rev. B* **48**, 13647 (1993).
  - [7] G. Misguich, D. Serban, and V. Pasquier, *Phys. Rev. B* **67**, 214413 (2003).
  - [8] V. Elser, *Phys. Rev. Lett.* **62**, 2405 (1989).
  - [9] P. Nikolic and T. Senthil, *Phys. Rev. B* **68**, 214415 (2003).
  - [10] R. R. P. Singh and D. A. Huse, *Phys. Rev. B* **76**, 180407 (2007).
  - [11] J. B. Marston and C. Zeng, *J. Appl. Phys.* **69**, 5962 (1991).
  - [12] H. C. Jiang, Z. Y. Weng, and D. N. Sheng, *Phys. Rev. Lett.* **101**, 117203 (2008).
  - [13] Ch. Waldtmann, H.-U. Everts, B. Bernu, C. Lhuillier, P. Sindzingre, P. Lecheminant, and L. Pierre, *Eur. Phys. J. B* **2**, 501 (1998).
  - [14] R. R. P. Singh and D. A. Huse, *Phys. Rev. B* **77**, 144415 (2008).
  - [15] T. Nakamura and K. Kubo, *Phys. Rev. B* **53**, 6393 (1996).
  - [16] D. Sen, B. S. Shastry, R. E. Walstedt, and R. Cava, *Phys. Rev. B* **53**, 6401 (1996).
  - [17] P. Chandra and B. Douçot, *J. Phys. A: Math. Gen.* **27**, 1541 (1994).
  - [18] [Online supplementary material](#).
  - [19] K. Kubo, *Phys. Rev. B* **48**, 10552 (1993).
  - [20] K. S. Raman, R. Moessner, and S. L. Sondhi, *Phys. Rev. B* **72**, 064413 (2005).
  - [21] D. Arovas, J. R. Schrieffer, and F. Wilczek, *Phys. Rev. Lett.* **53**, 722 (1984).
  - [22] M. B. Hastings, *Phys. Rev. B* **63**, 014413 (2000).
  - [23] M. Hermele, Y. Ran, P. A. Lee, and X.-G. Wen, *Phys. Rev. B* **77**, 224413 (2008).
  - [24] I. Affleck and J. B. Marston, *Phys. Rev. B* **37**, 3774 (1988).
  - [25] E. Fradkin, *Field theories of condensed matter systems*, vol. 82 of *Frontiers in Physics* (Westview Press, 1991), chapter 6.7.
  - [26] L. N. Bulaevskii, C. D. Batista, M. V. Mostovoy, and D. I. Khomskii, *Phys. Rev. B* **78**, 024402 (2008).
  - [27] K. Hida, *J. Phys. Soc. Jpn.* **70**, 3673 (2001).
  - [28] D. C. Cabra, M. D. Grynberg, P. C. W. Holdsworth, A. Honecker, P. Pujol, J. Richter, D. Schmalfuß, and J. Schulenburg, *Phys. Rev. B* **71**, 144420 (2005).