

# The Effects of Gas on Morphological Transformation in Mergers: Implications for Bulge and Disk Demographics

Philip F. Hopkins<sup>1,\*</sup>, Rachel S. Somerville<sup>2,3</sup>, Thomas J. Cox<sup>4,5</sup>, Lars Hernquist<sup>4</sup>, Shardha Jogee<sup>6</sup>, Dusan Keres<sup>4</sup>, Chung-Pei Ma<sup>1</sup>, Brant Robertson<sup>7,8,9</sup>, & Kyle Stewart<sup>10</sup>

<sup>1</sup>*Department of Astronomy, University of California Berkeley, Berkeley, CA 94720*

<sup>2</sup>*Space Telescope Science Institute, 3700 San Martin Dr., Baltimore, MD 21218*

<sup>3</sup>*Department of Physics and Astronomy, Johns Hopkins University, Baltimore, MD 21218*

<sup>4</sup>*Harvard-Smithsonian Center for Astrophysics, 60 Garden Street, Cambridge, MA 02138*

<sup>5</sup>*W. M. Keck Postdoctoral Fellow at the Harvard-Smithsonian Center for Astrophysics*

<sup>6</sup>*Department of Astronomy, University of Texas at Austin, Austin, TX*

<sup>7</sup>*Kavli Institute for Cosmological Physics, the Department of Astronomy and Astrophysics, University of Chicago, 933 East 56th Street, Chicago, IL, 60637*

<sup>8</sup>*Enrico Fermi Institute, 5640 South Ellis Avenue, Chicago, IL, 60637*

<sup>9</sup>*Spitzer Fellow*

<sup>10</sup>*Center for Cosmology, Department of Physics and Astronomy, The University of California at Irvine, Irvine, CA 92697*

Submitted to MNRAS, January 20th, 2009

## ABSTRACT

The transformation of galactic disks into spheroids via galaxy mergers is a well-accepted element of the modern picture of galaxy formation. However, recent simulations have shown that the formation of bulges is suppressed in increasingly gas-rich mergers, and have quantified the mass fraction of gas that will lose angular momentum and form a nuclear starburst as well as the mass fraction of stellar disk that will violently relax as a function of interaction gas-richness, mass ratio, and orbital parameters. We investigate the global implications of these results by implementing them into a cosmological framework, using two different approaches: an empirical halo-occupation model, in which the correspondence between galaxies and halos is determined by observations, and a semi-analytic model in which this connection arises from simplified physical prescriptions. We show that in both kinds of models, ignoring the effects of gas in mergers leads to the well-known over-production of spheroids at low masses — low and intermediate-mass galaxies are inescapably predicted to be bulge-dominated ( $\langle B/T \rangle \sim 0.5$  at  $< 10^{10} M_{\odot}$ , with almost no “bulge-less”  $B/T < 0.2$  systems), even if they have avoided major mergers. Including the different physical behavior of gas in mergers immediately leads to a dramatic change: bulge formation is suppressed in low-mass galaxies, which are observed to be gas-rich ( $\langle B/T \rangle \sim 0.1$  at  $< 10^{10} M_{\odot}$ , with a large number of effectively bulge-less galaxies). Properly accounting for these effects, both calculations produce good agreement between the predicted and observed morphology-mass relations ( $B/T$  versus  $M_*$ , or morphological fractions versus mass). The merger rate is not strongly mass-dependent, and the merger mass ratio distribution is self-similar, so any model which ignores the similarity-breaking behavior of gas predicts only a very weak morphology-mass relation, in conflict with observations. However, the observed dependence of galaxy gas fractions on mass, combined with the suppression of spheroid formation in gas-rich mergers predicted by the simulations, naturally leads to the observed  $B/T$ -mass trends. These conclusions are robust in both kinds of cosmological models, and do not require tuning of any new free parameters. The discrepancy between models that ignore gas and observations increases with redshift, as merger rates become higher; in models treating gas properly, the agreement is preserved (and evolution in  $B/T$  versus  $M_*$  is weak). We discuss the implications for the global star formation rate density, early-type mass density, and black hole populations.

**Key words:** galaxies: formation — galaxies: evolution — galaxies: active — galaxies: spiral — cosmology: theory

## 1 INTRODUCTION

In the now well-established “concordance”  $\Lambda$ CDM cosmology, structure grows hierarchically (e.g. White & Rees 1978), making mergers and interactions between galaxies an essential and inescapable process in galaxy formation. Indeed, mergers are widely believed to be responsible for the morphologies of spheroids (bulges in disks and elliptical galaxies; Toomre 1977), and observations find recent merger remnants in considerable abundance in the local universe (Schweizer 1982; Lake & Dressler 1986; Doyon et al. 1994; Shier & Fischer 1998; James et al. 1999; Genzel et al. 2001; Tacconi et al. 2002; Dasyra et al. 2006, 2007; Rothberg & Joseph 2004, 2006) as well as e.g. faint shells and tidal features common around apparently “normal” galaxies (Malin & Carter 1980, 1983; Schweizer 1980; Schweizer & Seitzer 1992; Schweizer 1996), which are thought to be signatures of galaxy collisions (e.g. Hernquist & Quinn 1988; Hernquist & Spiegel 1992).

Mergers are expected to be fairly common in a  $\Lambda$ CDM Universe, and this has led to the concern that there may be far too *many* mergers to explain the survival and abundance of galactic disks in the context of our present understanding of galaxy formation (Stewart et al. 2008b; Purcell et al. 2008). However, the predicted galaxy merger rates in  $\Lambda$ CDM simulations agree quite well with observational estimates (e.g. Bell et al. 2006; Jogee et al. 2008a), at least since  $z \sim 1$ , so the problem does not seem to be that  $\Lambda$ CDM predicts too *many* mergers. The problem is rooted in the fact that merger histories of dark matter halos in a CDM Universe are close to self-similar; a low-mass galaxy is expected to have experienced almost as much (relative) merging as a high-mass galaxy (Lacey & Cole 1993). Integrating sufficiently far back in time, all galaxies have undergone major mergers. Although there are some weak scale dependences in the dark matter merger histories (see e.g. Fakhouri & Ma 2008; Stewart et al. 2008a), and the fact that galaxy mass does not simply scale proportionally to halo mass means that major (nearly equal mass) mergers are somewhat less common in low-mass systems (Maller et al. 2006; Zheng et al. 2007; Masjedi et al. 2008; Hopkins et al. 2008c), these effects nevertheless are not sufficient to explain the strong observed dependence of morphological type on mass.

Indeed, the difficulty of forming very late type disks with low  $B/D$  is a well-known problem in semi-analytic models and cosmological simulations, which tend to consistently overpredict the bulge fractions of low-mass galaxies. There has been considerable effort to address the cause of these difficulties, with a great deal of focus on improving resolution (in order to properly resolve the bulge and disk components) and introducing feedback prescriptions to prevent artificial disk overcooling, clumping, fragmentation, and angular momentum transport (Weil et al. 1998; Sommer-Larsen et al. 1999, 2003; Thacker & Couchman 2000, 2001; Abadi et al. 2003; Governato et al. 2004, 2007; Robertson et al. 2004; Okamoto et al. 2005; Scannapieco et al. 2008). However, a more fundamental paradigm shift must also be necessary: even in semi-analytic models, which can invoke any desired prescription for bulge formation in mergers and are not limited by resolution or numerical effects (and can suppress angular momentum loss to whatever degree desired), the over-production of bulges in low-mass systems is ubiquitous (Somerville et al. 2001, 2008a; Benson et al. 2003; Khochfar & Burkert 2003; Granato et al. 2004; Kang et al. 2005; Croton et al. 2006; Bower et al. 2006; Cattaneo et al. 2006; De Lucia et al. 2006; de Lucia & Blaizot 2007; Monaco et al.

2007). These results highlight a critical aspect of the problem: because gravitational interactions of dissipationless systems are scale-free, and merger histories are nearly self-similar, it is not possible to design a physical prescription that does not treat gas differently from stars (or where the merger efficiency is just a function of mass ratio and orbital parameters) that can simultaneously match the observed  $B/T$  distributions at low and high galaxy masses. Some other controlling parameter or physics must work to suppress bulge formation in low-mass galaxies (see e.g. Koda et al. 2007).

In seminal work, Springel & Hernquist (2005) and Robertson et al. (2006a) suggested that this parameter may be galaxy gas fraction:<sup>1</sup> they showed, in idealized merger simulations, that even major mergers of sufficiently gas-dominated disks could produce remnants with large disks. This has since been borne out in cosmological simulations (Governato et al. 2007, 2008), and may be seen in observations of high-redshift disks that are perhaps re-forming after mergers (Genzel et al. 2008; Shapiro et al. 2008; Kassir et al. 2007; van Dokkum et al. 2004; Puech et al. 2008; van Starckenburg et al. 2008; Robertson & Bullock 2008a). The growing consensus that more realistic treatments of star formation and supernovae feedback – which suppress efficient early star formation – play a critical role in enabling disk formation in simulations (see references above) is connected with this new insight into the connection between gas fraction and disk survival. Because low-mass disks are observed to be more gas-rich, this may potentially provide the desired breaking of self-similarity in dissipationless merger histories.

In Hopkins et al. (2008d) (hereafter H08), we developed a physical model to explain this behavior, and used a large suite of hydrodynamic simulations (see Cox et al. 2006b,a, 2008; Robertson et al. 2006c,b) to show that the suppression of bulge formation in mergers of more gas-rich disks can be predicted analytically, and is dynamically inevitable due to fundamental properties of gravitational physics and collisional systems. Stars violently relax in mergers, as they (being collisionless) can mix and randomize their orbits by scattering off the fluctuating potential, even without any net torques affecting their total angular momentum content. Minor mergers may only relax stars within some radius of the primary depending on where their gravitational perturbation is significant, but in either case the process is physically similar and inescapable. Gas, being collisional, cannot violently relax as stars do, but must have its angular momentum torqued away in order to dissipate and build a bulge by forming stars in a central starburst. In a merger, this torque is primarily internal, from stars in the same disk: the passages and merger of the secondary induce a bar-like non-axisymmetric distortion in the primary stellar and gas disk (we use the term “bar-like” because the stellar distortion is more generally a driven triaxial distortion, which is not exactly analogous to swing-amplified bars in isolated systems; for more discussion see Hopkins et al. 2008d). The stellar distortion/bar lags the gas response by a small amount, and so (being much more long lived than the secondary passage and closer to the gas, and more or less perfectly aligned and in resonance with the gas response) efficiently removes angular momentum from the gas, allowing it to fall to the center and form a bulge (see also Barnes & Hernquist 1996; Barnes 1998, who discuss this process in detail).

Other sources of torque, such as hydrodynamic shocks or the

<sup>1</sup> In this paper, we use the term “gas fraction” to refer specifically to the cooled gas fraction in the baryonic disk, i.e.  $(m_{\text{HI}} + m_{\text{H}_2})/(m_{\text{HI}} + m_{\text{H}_2} + m_*)$ .

gravity of the secondary galaxy itself, require near-perfect alignments and matching of galaxy properties in order to be sufficiently in resonance to act efficiently, and so are higher-order effects (and in fact, with orbital angular momentum properly accounted for, often tend towards spinning up the disk, rather than building a bulge).

In the limit, then, of extremely gas-rich disks, there is simply no significant stellar bar/non-axisymmetric feature available to torque the cold gas in the disk, which therefore preserves (or increases, depending on the angular momentum of the orbit and secondary gas) its specific angular momentum content. In the final stages of the merger, the small stellar content will violently relax, leaving a rapidly relaxing, approximately axisymmetric potential, in which the gas (having retained its specific angular momentum but still being dissipational) will rapidly re-form a disk. Because this is a purely gravitational process, the physics and mechanism are independent of uncertain physics associated with “feedback” from either star formation and supernovae or accreting black holes (for explicit demonstration of this, we refer to Hopkins et al. 2008d). For fixed initial conditions (i.e. mergers of a given gas fraction at a given time), the consequences are independent of these physics as well. Feedback is important for *setting* these initial conditions – over cosmological timescales, it can suppress the efficiency of star formation and thus enable the existence of such gas-rich disks in the first place, or blow gas out to alter the angular momentum profile of the gas and/or make the gas mass profile more extended than the stellar profile (yielding weaker torques from the stellar distortion/bar in the merger) – but for a given set of gas properties at the time of the merger, it is possible to robustly estimate how much of the gas will preserve its angular momentum content, regardless of uncertainties in the details of feedback physics.

Given these analytic and numerical predictions for disk survival as a function of merger mass ratio, orbital parameters, and pre-merger gas content, we endeavor here to study the consequences for the global distribution of bulge-to-disk ratios as a function of galaxy mass and redshift. To work out the cosmological consequences of the detailed prescription for disk survival outlined in H08, we consider both a semi-analytic and an empirically constrained halo occupation model approach. Semi-analytic models attempt to predict the main properties of galaxies (e.g. stellar mass, size, star formation rate, gas fraction, etc) via physical recipes for gas cooling, star formation, supernova feedback. While the latest generation of models reproduce many observational quantities quite well, such models have considerable uncertainties, and there are still significant discrepancies with observations. Therefore, although these models certainly provide a useful tool, we also compare their predictions with results derived in a more empirical manner. In these models, we simply assign galaxy properties to dark matter (sub)-halos in order to match observations of these quantities. Thus, both approaches provide cosmologically motivated merger histories and the relevant initial conditions for the merger progenitors. We then use the prescription from H08 based on our detailed numerical results and analytic modeling, to predict the resulting bulge-to-disk ratios after mergers. We contrast these predictions with the results from implementing the old prescription for bulge formation, in which the result was independent of gas fraction (in conflict with simulations).

In § 2 we describe our empirical approach for tracking stellar and gas masses within the framework of our cosmological merger trees, and briefly summarize our semi-analytic approach. We also describe the three prescriptions that we will consider for the destruction of disks and formation of bulges via mergers: these include our new model that accounts for the gas-fraction dependence

of these processes, as well as two comparison models representative of prescriptions common in the literature, that ignore the role of gas in changing the outcome of mergers. In § 3 we outline the key qualitative predictions of our new bulge-formation recipe and the differences from those of the recipes generally adopted in the past. Specifically, we consider how predictions for the distribution of bulge to disk ratios as a function of mass change at  $z = 0$  (§ 3.1–3.2) when we adopt the new recipe, and how this change evolves with redshift (§ 3.4), considering that gas fractions were higher overall in the past. We summarize and discuss other possible implications of our new picture in § 4.

Throughout, we assume a  $\Omega_M = 0.3$ ,  $\Omega_\Lambda = 0.7$ ,  $H_0 = 70 \text{ km s}^{-1} \text{ Mpc}^{-1}$  cosmology, but varying these parameters within the observationally constrained limits would have little effect on our conclusions (the dominant uncertainties are described below).

## 2 THE MODEL

### 2.1 The Empirical Model

In order to simply and robustly consider the effects of different models for how disks survive or are destroyed in mergers, we wish to construct a semi-empirical model for e.g. the growth and merger histories of disks, that can track merger and accretion histories in a cosmologically motivated manner but with as few assumptions as possible. To this end, the halo occupation model formalism provides a useful framework. Essentially we assume galaxies obey at all times the observational constraints on e.g. disk gas fractions and the Tully-Fisher relation, and then predict the properties of merger remnants from these empirically constrained progenitors.

We begin by tracking a cosmological population of halos, including their full merger and growth histories following Fakhouri & Ma (2008) based on cosmological simulations, in a Monte Carlo fashion. We populate every such halo with a galaxy, whose history we track from some minimum halo mass ( $\sim 10^{10} M_\odot$ , although this makes little difference). The galaxies are initially assumed to be pure disks on the empirically constrained (weakly redshift-dependent) baryonic mass-halo mass relation from Conroy & Wechsler (2008). At each timestep, the galaxies grow with their halos, with a mass of cold gas  $f_b \Delta M_{\text{halo}}$  added to the disk mass ( $f_b$  being the cosmic baryon fraction). We determine the star formation rate  $\dot{M}_*$  either by simply forcing the systems to always lie on the empirical stellar mass-halo mass relation, or by adopting the observed (redshift-dependent) stellar mass-star formation rate fits from Noeske et al. (2007), or by placing disk sizes on the observed size-mass or Tully Fisher relation and using the Kennicutt (1998) relation (both being weakly redshift-dependent; see e.g. Bouché et al. 2007; Akiyama et al. 2008; Puech et al. 2008; Genzel et al. 2008; Shapiro et al. 2008; Erb 2008; van Starkenburg et al. 2008). It turns out that the specific methodology makes little difference to the net gas consumption (the quantity of interest). Stars formed from the cold disk gas are added to the stellar disk. Winds and/or other feedback processes are assumed to remove some gas from the cold gas reservoir, at a rate proportional to the star formation rate:  $\dot{M}_{\text{outflow}} = \eta \dot{M}_*$ . Including this is necessary to simultaneously match the observed dependence of galaxy gas fractions on stellar mass at  $z = 0$  (Bell & de Jong 2000; McGaugh 2005; Calura et al. 2008; Gavazzi et al. 2008),  $z = 1$  (Shapley et al. 2005) and  $z = 2$  (Erb et al. 2006b). A constant value of  $\eta \sim 3$ , as indicated by direct inferences from observations (Martin 1999; Erb et al. 2006a; Martin 2005, 2006), yields a stellar mass function that agrees with observations at the low-mass end.

This simple gas accretion and star formation prescription has been shown, in simulations, to be a reasonable approximation to the behavior of low-mass star-forming halos in the “cold mode” of accretion (where the cooling times are sufficiently short that the only limitation on accretion is halo growth rates); as such the accretion of new gas is halted when the halo reaches a redshift-independent “quenching mass”  $\sim 10^{12} M_{\odot}$ . This is motivated by simulations and feedback models (Kereš et al. 2005, 2008; Croton et al. 2006; Cattaneo et al. 2006), and despite its simplicity allows us to reasonably match the stellar mass function at high masses, the global star formation rate density of the universe, gas fractions of observed massive galaxies, and the distribution of specific star formation rates of massive galaxies (specifically the fraction of “red and dead” passively evolving galaxies as a function of halo mass; see Yang et al. 2005; Weinmann et al. 2006a,b; Gerke et al. 2007). Somerville et al. (2008a) explicitly show that, for the integrated quantities of interest here (e.g. gas fractions), more sophisticated AGN feedback models yield similar results.

Together, these simple assumptions are sufficient to define a “background” galaxy population, constrained by construction to reproduce the stellar mass-halo mass relation and gas fraction-stellar mass relation of disk galaxies at all redshifts of interest (observational constraints being present up to redshifts  $z \sim 3$ , more than sufficient for our low-redshift predictions). We note that there are degeneracies in the exact model (and prescriptions above) used to produce a disk population (for example, if the Kennicutt 1998, relation were to evolve with time, it would trade off other assumptions) — however, we are not attempting to claim that this is a unique model nor that it contains any physics thus far — rather, it provides a convenient interpolation formula between empirically constrained halo occupation results at the observed redshifts of interest. In fact, we have also tested an even more strict model and obtain identical results: using the empirical fits to  $M_{\text{gal}}(M_{\text{halo}})$  and  $f_{\text{gas}}(M_{\text{gal}})$ , we simply force galaxies to live on these relations at all times (assuming gas is gained or lost, and stars are formed, exactly as needed to stay on the empirically fitted correlations, but without a prior on how much of each is in a bulge or disk component). For our purposes, the precise construction of the empirical model is not important — our results are unchanged so long as the same gas fraction distributions are reproduced as a function of galaxy mass and redshift.

This empirical or HOD model is then an attempt to construct the minimal, most empirical possible model for accretion and disk growth with cosmological histories and mergers.

## 2.2 The Semi-analytic Model

We also implement our new bulge formation model within the framework of a semi-analytic galaxy formation model. This model has been described in detail in Somerville & Primack (1999); Somerville et al. (2001) and a version with major updates has recently been described in Somerville et al. (2008a, hereafter S08). We refer the reader to those papers for details, but briefly summarize the main ingredients of the models here. The models are based on Monte Carlo realizations of dark matter halo merger histories, constructed using a slightly modified version of the method of Somerville & Kolatt (1999), as described in S08. The merging of sub-halos within virialized dark matter halos is modelled by computing the time required for the subhalo to lose its angular momentum via dynamical friction and fall to the center of the parent halo. The S08 model takes into account the mass loss of the orbiting

dark matter halos due to tidal stripping, as well as tidal destruction of satellite galaxies.

The model discriminates between cooling and accretion in two different regimes: “cold mode”, in which the gas cooling time is less than the free-fall time, and “hot mode”, in which the opposite condition holds. In the cold mode, gas accretion onto the disk is limited only by the rate at which gas is incorporated into the virialized halo. In the hot mode, the rate at which gas can lose its energy and cool via atomic cooling is estimated. This cooling gas is assumed to initially settle into a thin exponential disk, supported by its angular momentum. Given the halo’s concentration parameter, spin parameter, and the fraction of baryons in the disc, angular momentum conservation arguments are used to compute the scale radius of the exponential disc after collapse (Somerville et al. 2008b). The models make use of fairly standard recipes for the suppression of gas infall due to a photo-ionizing background, star formation, and supernova feedback, as described in S08. Quiescent star formation, in isolated discs, is modelled using the empirical Kennicutt star-formation law (Kennicutt 1998). A critical surface density threshold is adopted, and only gas lying at surface densities above this value is available for star formation. Cold gas may be reheated and ejected from the galaxy, and possibly from the halo, by supernova feedback. Heavy elements are produced with each generation of stars, and enrich both the cold and hot gas.

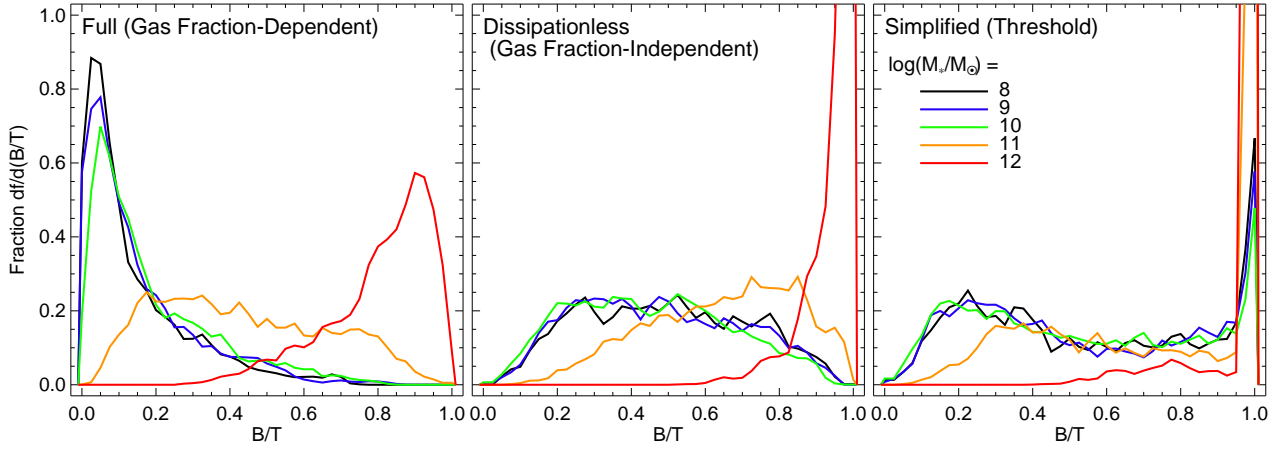
Galaxy mergers trigger the accretion of gas onto supermassive black holes in galactic nuclei. Energy radiated by black holes during this ‘bright’, quasar-like mode can drive galactic-scale winds, clearing cold gas from the post-merger remnants. In addition to the rapid growth of BHs in the merger-fueled, radiatively efficient ‘bright mode’, BHs also experience a low-Eddington-ratio, radiatively inefficient mode of growth associated with efficient production of radio jets that can heat gas in a quasi-hydrostatic hot halo. Thus, once the black hole has grown sufficiently massive, this “radio mode” feedback can completely switch off further cooling, eventually quenching star formation in massive galaxies. Note that the radio mode feedback is assumed only to be effective in heating gas that is being accreted in the “hot mode” described above. The semi-analytic models contain a number of free parameters, which are summarized in Table 1 of S08. These parameters were chosen in order to reproduce certain observations of nearby galaxies, as described in detail in S08 (most importantly, the stellar mass function, cold gas fraction of spirals as a function of stellar mass, and the metallicity-mass relation zero-point). In this work we use the fiducial values of all parameters, as given in S08.

## 2.3 Bulge Formation Models

Using either the empirical approach or the semi-analytic approach to predict the properties of merger progenitors as well as cosmological merger rates, we can now graft on prescriptions for the destruction of disks and the formation of bulges in these mergers.

The physics of the bulge formation model are entirely contained in the treatment of mergers. When a merger<sup>2</sup> occurs, we adopt a model for how much of the gas is drained of angular

<sup>2</sup> We include all mergers of minimum mass ratio  $\mu \sim 0.01$ , although our results are not very sensitive to this limit, so long as it is small. Much smaller mass ratios contribute negligibly to the total bulge population, and are strongly suppressed at the galaxy-galaxy level because the dynamical friction time for a subhalo of such small mass is much longer than the Hubble time.



**Figure 1.** Predicted distribution of bulge-to-total stellar mass ratios ( $M_{*,\text{bulge}}/M_*$ ) in galaxies of different stellar masses at  $z = 0$ , from our empirical model framework. *Left:* Using the new/full model for how disks survive mergers as a function of orbital parameters, merger mass ratio, and disk gas content, from H08. *Center:* Using the same model, but treating the gas identically to the stars in a merger (i.e. not accounting for the fact that increased gas fractions suppress the ability of the merger to remove angular momentum from the gas). *Right:* Using a simplified “threshold” model similar to the assumptions in many semi-analytic models (also gas-fraction independent): for “minor” mass ratios larger than 1:3, mergers leave the primary disk (gas plus stars) entirely unaffected, while for “major” mass ratios less than 1:3, mergers entirely destroy/burst the primary disk. When our new understanding of the physics of angular momentum removal in gas is accounted for, bulge formation is significantly suppressed in low and intermediate-mass systems, because they tend to be gas-rich ( $f_{\text{gas}} \gtrsim 0.5$ ).

momentum and participates in a nuclear starburst, and how much of the stellar disk is violently relaxed — both components are removed from the disk component and added to the mass of the galaxy bulge. If orbital parameters — namely the relative inclination angles of the merging disks — are required, we simply draw them at random assuming an isotropic distribution of inclinations (although allowing some moderate level of preference for alignment makes no difference to our conclusions). We compare three sets of assumptions governing bulge formation in mergers:

**(1) Gas Fraction-Dependent (“New/Full”) Model:** The prescriptions from H08, based on a detailed physical model for how disks are destroyed in mergers and calibrated to the results of a large number of full hydrodynamic merger simulations. In a merger, a fraction  $\sim \mu$  of the primary stellar disk is violently relaxed, and a fraction  $\sim (1 - f_{\text{gas}})\mu$  of the gas loses its angular momentum. The proper calculation yields the stellar and gas disk fractions added to the bulge as a function of merger mass ratio, orbital parameters, and gas content, with the general sense that the scalings are roughly linear in mass ratio and gas angular momentum loss is suppressed by a factor  $\sim (1 - f_{\text{gas}})$ . For the full details of these scalings, we refer to H08, but they are briefly listed in the Appendix.

**(2) Gas Fraction-Independent (“Dissipationless”) Model:** The same, but without any accounting for the different behavior of gas and stars in the merger. We adopt the scaling from H08, but calculate the angular momentum loss in the gas as if the disks were entirely stellar — equivalently, we ignore the fact that gas-richness changes the efficiency of bulge formation in mergers (assuming that a 100% gas disk and a 100% stellar disk would both add the same relative mass fraction to the bulge in a merger of given mass ratio). Strictly speaking, this is not self-consistent, since in order for gas to behave in this manner it would have to be dissipationless and collisionless; but nevertheless this is a common (almost ubiquitous) assumption, and so we consider the resulting

predictions. Again, the specific scalings are given in the Appendix.

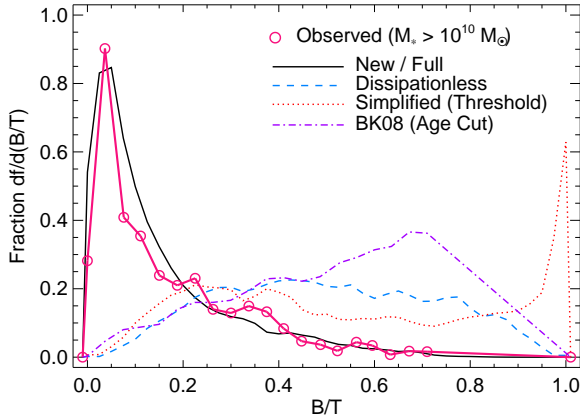
**(3) Simplified (“Threshold”) Model:** A “threshold” (“major” versus “minor”) assumption, common in many semi-analytic models (e.g. Benson et al. 2003; Croton et al. 2006; Bower et al. 2006; Cattaneo et al. 2006; De Lucia et al. 2006; de Lucia & Blaizot 2007; Monaco et al. 2007). In this very simple prescription, the idea that major mergers destroy disks while minor mergers leave them relatively intact is taken to the extreme. In major mergers of mass ratio less than 1:3, the entire stellar disk is assumed to be violently relaxed and the entire cold gas content participates in a burst. In a minor merger of mass ratio larger than this threshold, the primary is completely unperturbed. The stars of the secondary are violently relaxed and/or stripped, and added to the primary bulge, but the secondary gas content is added to the disk reservoir.

We compare the results of applying these different prescriptions for bulge formation within the empirical models and within the semi-analytic models described above. In the empirical models, we consider all three prescriptions. In the semi-analytic model, we compare Model (1) and a prescription similar to Model (3) (the original S08 model). We will show that the predictions of interest are similar for the more complex semi-analytic model and our simple empirical approach: in short, the difference between the merger models in the prediction space of e.g. bulge-to-disk ratios is (given a model that is reasonably constrained to reproduce the observed masses and gas content of real galaxies) dominated by the behavior of mergers, rather than other physics.

### 3 CONSEQUENCES

#### 3.1 Bulge-to-Disk Ratios at $z = 0$

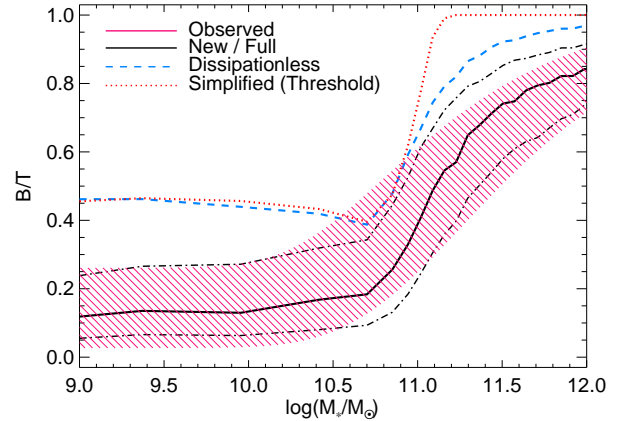
Figure 1 shows the predicted distribution of bulge-to-total (bulge stellar mass divided by total galaxy stellar mass) ratios as a function of halo or galaxy mass, for these three different models of how



**Figure 2.** Comparison of model predictions for the distribution of bulge-to-total ratios. Shown are the predictions for the fractions in all galaxies with  $M_* > 10^{10} M_\odot$ , for each bulge formation model in Figure 1, implemented within the empirical framework. We compare with the predictions from semi-analytic models from the literature (Khochfar & Burkert 2003; Khochfar & Silk 2006), as labeled, which adopt similar assumptions to our dissipationless (gas fraction-independent) or threshold models (not allowing for the role of gas in suppressing bulge formation). These models neglect the effect of high-redshift mergers on disk destruction and bulge formation, in an effort to suppress early-forming bulges. We also compare with the observed distributions from Weinzirl et al. (2008) for the same mass interval. Age cuts do not significantly improve the agreement at low/intermediate masses; a process that can suppress bulge formation even at low-redshift and in both minor/major mergers is needed. However, at these (sub- $L_*$ ) masses, where galaxies are gas-rich, accounting for the physics of gas angular momentum loss naturally predicts more disk-dominated populations, in better agreement with observations.

bulges form in mergers, implemented in our empirical HOD model framework. At high masses, all three make roughly similar predictions, with most galaxies being bulge dominated. This owes to a combination of several factors: high mass galaxies tend to be gas-poor, and so there is little suppression due to gas content; these systems have uniformly had violent and extensive merger histories; their present-day accretion rates are relatively low, so there is little new disk growth to offset previous bulge formation. Potential differences at  $\gtrsim 10^{11} M_\odot$  depend on the HOD shape and assumptions about how quickly cooling is shut off, but the results are qualitatively similar in all models (see e.g. Hopkins et al. 2008i). At low ( $< 10^{10} M_\odot$ ) and intermediate ( $\sim 10^{10} - 10^{11} M_\odot$ ) masses, there is clearly a dramatic difference: when the role of gas in suppressing disk destruction in mergers is accounted for, the model predicts the existence of many systems which are considerably more disk-dominated.

Observations have quantified this distribution at a given mass. Figure 2 compares these predictions, for galaxies in the mass range  $\sim 10^{10} - 10^{11} M_\odot$  (corresponding to halo masses  $\sim 10^{11} - 10^{12} M_\odot$ ), to observations of field spirals in the same mass range from Weinzirl et al. (2008). At these relatively low (sub- $L_*$ ) masses, proper modeling of the efficiency of disk destruction in mergers makes a significant difference. (Also, because systems in this mass regime are almost uniformly not “quenched” and accreting according to the “cold mode,” while having had relatively quiet merger histories, the modeling is least sensitive to cosmological assumptions or e.g. cooling rate estimates.) The results from models that account for the role of gas in mergers, based on full hydro-



**Figure 3.** Predicted versus observed mean  $B/T$  as a function of galaxy stellar mass in our empirical models. The different bulge formation models are shown in the style of Figure 2; dot-dashed black lines show the  $\pm 1\sigma$  predicted scatter in the population as a function of mass in the new (gas fraction-dependent) model. The shaded magenta range is the observed median relation (with scatter) from Balcells et al. (2007b). The models are all similar at  $> L_*$  masses/luminosities, where disks are relatively gas-poor; at lower mass, the differences from Figures 1-2 are apparent. Only the gas fraction-dependent model agrees with the data at all masses, especially  $M_* < 10^{11} M_\odot$ .

dynamic simulations, agree well with the observations. The other models, ignoring the role of gas, uniformly predict too much bulge in low and intermediate-mass systems.

The results are very similar when we adopt the semi-analytic approach from S08. We also compare with results from the semi-analytic model of Khochfar & Burkert (2003), which adopts different cosmological assumptions and disk formation models, but most importantly still effectively assumes the “threshold”-like (gas fraction-independent) model for bulge formation in mergers. The authors find too bulge-dominated a population, as expected. They attempt to address this by including an age cut: enforcing, roughly, that all mergers before  $z = 2$  made no bulge. It is clear in Figure 2 that even this extreme phenomenological assumption is insufficient to explain the low bulge-to-disk ratios observed: many of these very low-mass systems have had too many mergers (especially at mass ratios  $\sim 1:5$  or lower) at late times to simply invoke redshift-dependent dynamics or rapid subsequent cooling to “offset” the bulge formed.

Figure 3 summarizes these results. We compare the median predicted  $B/T$  as a function of stellar mass for each of our bulge formation models, implemented within the empirical HOD framework (including the  $\pm 1\sigma$  predicted scatter in the population at that mass, which arises mostly from differences in merger history), to the observed trend of median  $B/T$  as a function of mass (also shown with the observed scatter). Here we adopt the fits to observations from Balcells et al. (2007b), but others are similar (Kochanek et al. 2001; Allen et al. 2006; Noordermeer & van der Hulst 2007; Driver et al. 2007, 2006a,b). As expected based on our prior comparisons, the models are not so different at high masses  $M \gtrsim 10^{11} M_\odot$  and agree well with observations showing high  $B/T$  values at these masses (the slight model differences primarily owe to systems whose last merger was at high redshift and so more gas-rich). In contrast, at low masses, the gas fraction-independent models asymptote to a constant median  $B/T \sim 0.4 - 0.5$ , much larger than observed (predicting that

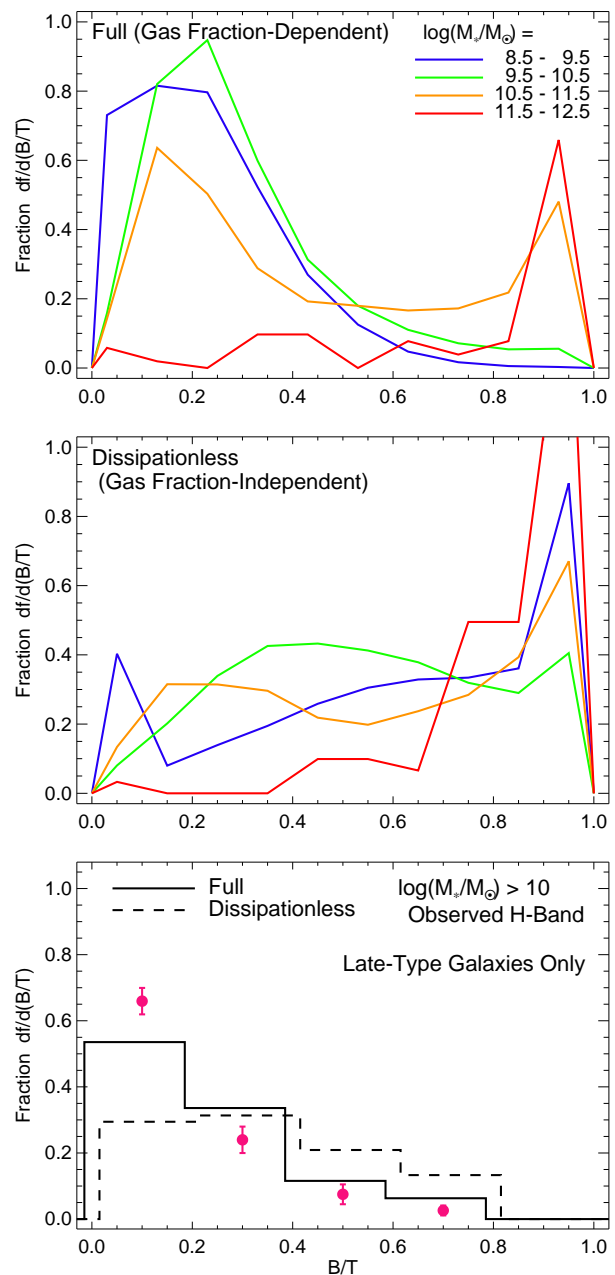


most systems at these masses should be S0 or elliptical galaxies). Note that both these models give similar results, despite the assumption built into the simplified threshold model (in contrast with simulation results) that minor mergers do not violently relax any disk stars from the primary into a bulge. So even discarding or suppressing the contribution from minor mergers at low and intermediate galaxy masses, there are still too many mergers to explain the observed  $B/T$  values in models that do not account for the gas-fraction dependence. However, as in Figure 3, the new model predicts lower  $B/T$  at low masses, in agreement with observations.

Figure 4 shows the results from the semi-analytic model for the same quantities considered in Figures 1 & 2. In the bottom panel, a comparison with the observed distribution of  $B/T$  for  $M_* > 10^{10} M_\odot$  spiral galaxies from (Weinzirl et al. 2008) is shown<sup>3</sup>. Despite the fact that the underlying cosmological framework is based on quite different methodologies, and that the semi-analytic model includes detailed prescriptions for cooling, star formation and AGN-driven feedback, disk formation, etc, the predictions of the different bulge-formation scenarios are qualitatively very similar. The differences between the predicted bulge-to-total distributions are clearly dominated by the different treatment of the role of gas in mergers, rather than by the methodologies or different choices in the galaxy formation model (as discussed in § 1, this is expected so long as the models yield a stellar mass function and gas fraction as a function of stellar mass in reasonable agreement with observations; feedback is important for determining these quantities, but given these “initial conditions,” it has relatively little impact on the gravitational dynamics of a specific merger).

### 3.2 The Mass Function of Bulges and Disks

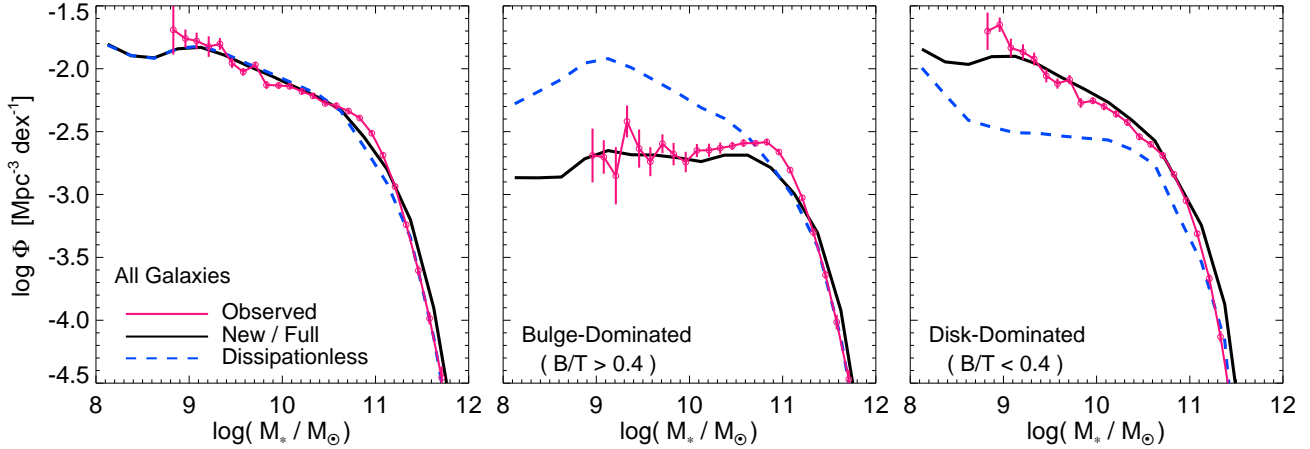
Given the difference in the predicted bulge-to-disk ratios at low and intermediate masses, we next compare the difference in the stellar mass functions predicted at low redshift in Figure 5. Here, we show the results from the semi-analytic model. The results are similar for our empirical/halo occupation model, but the SAM is (by construction) more precisely tuned to reproduce the  $z = 0$  stellar mass functions, and includes other physics not in our empirical model that might, in principle, be important for explaining differences in mass functions. Despite these degrees of freedom, however, there is a striking problem for the predicted mass functions of bulge-dominated and disk-dominated galaxies in the “dissipationless” or threshold (gas fraction-independent) merger models: although the *total* stellar mass function is reproduced, the model mass functions predict a very large excess of bulge-dominated galaxies at low stellar masses and a corresponding deficit of disk-dominated systems (the consequence of the excessively high  $B/T$  values predicted in these models in Figure 2). (This is not sensitive to the exact morphology or  $B/T$  cut used to define bulge or disk-dominated systems; here we adopt  $B/T \sim 0.4$  as a dividing line as this is a good proxy, in simulations, for the concentration cut in Bell et al. (2003)). This problem is not specific to



**Figure 4.** As Figures 1 & 2; but showing the results of the semi-analytic model, with either our new (gas fraction-dependent) bulge formation model or dissipationless/threshold (gas fraction-independent) model implemented. Bottom panel shows the results for  $M_* > 10^{10} M_\odot$  galaxies with  $B/T$  computed in the  $H$ -band, pre-selected to include *only* late-type galaxies ( $B/T < 0.75$ ). The observational results of Weinzirl et al. (2008) are shown by symbols with error bars in the bottom panel. Even when the excessive number of ellipticals produced in the gas fraction-independent models are removed, the predicted late-type disks are too bulge-dominated relative to those observed.

<sup>3</sup> Note that the observational estimates of  $B/T$  are actually a measurement of the ratio of the  $H$ -band bulge and total luminosities, while the models shown in Figure 2 predict  $B/T$  in terms of stellar mass. In the semi-analytic models, which track the full star formation and chemical evolution history of the bulge and disk component of each galaxy, we find that the  $H$ -band  $B/T$  values are shifted towards lower values relative to the stellar mass based  $B/T$ . This is because the disk stars tend to be younger and more metal poor, and therefore have a lower mass-to-light ratio, even in the  $H$ -band. This shift becomes more pronounced in bluer bands.

this particular semi-analytic model: a wide variety of such models, invoking a diverse array of assumptions for feedback from stellar winds, supernovae, and black hole accretion, different star formation laws and disk formation models, cooling recipes, and prescriptions for bulge growth in mergers (albeit none of them including the critical ingredient of the dependence of bulge formation efficiency on gas fraction), all have this same problem



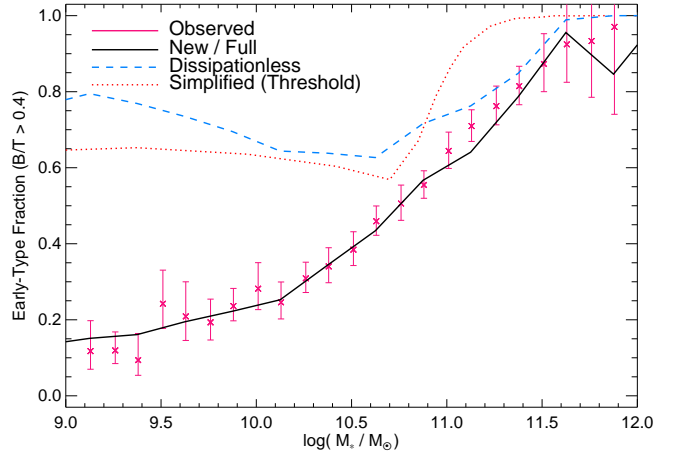
**Figure 5.** Comparison of model predictions for the  $z = 0$  mass function of all (*left*), bulge-dominated (*center*), and disk-dominated (*right*) galaxies. We compare the gas fraction-independent (threshold) and gas fraction-dependent (new) model for bulge formation, in the semi-analytic model, to the observed morphology-dependent mass functions from Bell et al. (2003) (from SDSS and 2MASS). Despite freedom in the SAM (and others) to adjust prescriptions, gas fraction-independent models inevitably overpredict the low-mass bulge-dominated population by an order of magnitude. Including the physical dependence on gas fraction immediately reconciles this discrepancy (without significantly altering predictions for the total mass function on the massive end, where galaxies tend to be relatively gas-poor).

in common (see e.g. Somerville et al. 2001, 2008a; Benson et al. 2003; Khochfar & Burkert 2003; Granato et al. 2004; Kang et al. 2005; Croton et al. 2006; Bower et al. 2006; Cattaneo et al. 2006; De Lucia et al. 2006; de Lucia & Blaizot 2007; Monaco et al. 2007).

This is further despite the fact that a number of these authors have invested considerable effort in adjusting the parameters and prescriptions of these models in order to fit the observations. Because merger rates are not so strongly dependent on mass, with at a factor  $\sim 2 - 3$  suppression at intermediate mass relative to typical BCGs (see Maller et al. 2006; Zheng et al. 2007; Masjedi et al. 2008; Hopkins et al. 2008c), it is very hard to design a prescription in which low/intermediate mass systems are not converted into bulges while high mass systems are, despite their experiencing a similar number of mergers. The most successful prescriptions have been entirely phenomenological, for example, imposing a scenario in which mergers are inefficient at producing bulges at low masses, but efficient at doing so at high masses (Koda et al. 2007). But this obviously does not provide any physical insight into the reason for this dependence; moreover, for otherwise fixed properties (including gas fraction), systems with high or low stellar and/or virial masses behave exactly the same in actual  $N$ -body simulations of mergers. They *must* do so — if gas is not allowed to change the dynamics of the merger, then the only force is gravity and the system is scale-free (a merger of two  $10^9 M_\odot$  systems is exactly equivalent to the merger of two  $10^{12} M_\odot$  systems).

Figure 6 summarizes these results, presenting the early-type fraction as a function of stellar mass from the different bulge formation models (the SAM and empirical models are similar), compared with the results from the morphologically classified stellar mass functions of Bell et al. (2003) (see also Kochanek et al. 2001; Bundy et al. 2005; Pannella et al. 2006; Franceschini et al. 2006, who obtain similar results). As expected based on Figure 5, a proper incorporation of the effect of gas in mergers produces excellent agreement with the observed trends, whereas the gas fraction-independent models predict a nearly mass-independent high early-type S0/E fraction.

We emphasize that we have incorporated the bulge formation



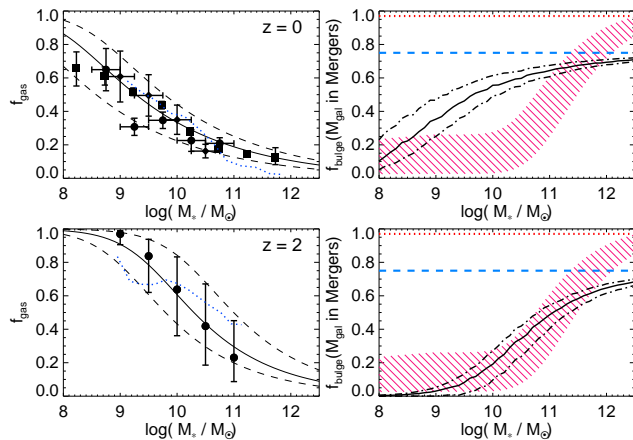
**Figure 6.** Early-type (defined here as systems with  $B/T > 0.4$ , corresponding roughly to observed S0/E galaxies) fraction as a function of stellar mass, for the three bulge-formation models. We compare with the  $z = 0$  observed trend from the morphologically classified mass functions in Bell et al. (2003).

prescriptions directly from H08 with the values of all related parameters taken directly from the results of the hydrodynamic simulations. We have not changed any of the other physical recipes in the SAM, nor have we re-tuned any of the baseline free parameters. We find it particularly convincing that the gas-fraction dependent bulge-formation prescription based on the simulations immediately produced excellent agreement with the observations at all mass scales, with no fine-tuning.

### 3.3 Why Does It Work?

Why does the revised bulge formation model produce the observed trends? Figure 7 illustrates the relevant physics. Consider the observed gas fractions of disks as a function of stellar mass, shown





**Figure 7.** Illustration of why the gas-fraction dependence suppresses bulge formation in low-mass galaxies. *Top Left:* Observed mean gas fractions as a function of stellar mass in  $z = 0$  disks, from Bell & de Jong (2001); Kannappan (2004); McGaugh (2005, diamonds, squares, and circles, respectively), with an analytic fit (solid line) and  $\pm 1\sigma$  scatter (dashed lines). The dotted (blue) line shows the median gas fractions in the semi-analytic model. *Top Right:* Median expected bulge-to-total ratio in the remnants (lines) if every such galaxy immediately underwent a series of mergers that doubled its stellar mass (e.g. a single 1:1 merger, three 1:3 mergers, and so on; the predictions are independent of mass ratio so long as the total growth is similar and the timescale is short). Different lines show the different model results (new/gas fraction-dependent model in black, dissipationless/gas fraction-independent in blue, simplified/threshold in red) and the shaded region shows the observed ( $z = 0$ ) mean and scatter as in Figure 3. *Bottom:* Same, but based on the observed gas fractions as a function of mass at  $z \sim 2$  (Erb et al. 2006b). If morphological transformation in mergers were independent of gas fraction, we would expect every remnant to be strongly bulge-dominated. Instead, bulge formation is strongly suppressed in low (and intermediate) mass systems when  $f_{\text{gas}} \gtrsim 0.5$ . While the pre-merger stars are, in such major mergers, uniformly violently relaxed into a bulge, the relatively low stellar disk mass in these systems means internal torques are not efficient at removing angular momentum from the gas in the merger. Relatively little gas is forced into a central starburst: most survives to re-form a disk after the merger.

in the Figure to be a strong decreasing function of mass.<sup>4</sup> Now let us assume that every such galaxy doubles its mass in a merger or sequence of mergers<sup>5</sup>, and consider the resulting  $B/T$  at each

<sup>4</sup> At  $z = 0$ , the gas fractions shown are based on measured atomic HI gas fractions; Bell & de Jong (2001) correct this to include both He and molecular  $\text{H}_2$ ; McGaugh (2005) correct for He but not  $\text{H}_2$ ; Kannappan (2004) gives just the atomic HI gas fractions (this leads to slightly lower estimates, but still within the range of uncertainty plotted;  $\text{H}_2$  may account for  $\sim 20 - 30\%$  of the dynamical mass, per the measurements in Jogee et al. 2005). We emphasize that these gas fractions are lower limits (based on observed HI flux in some annulus, with conservative or no  $\text{H}_2$  corrections). At  $z = 2$ , direct measurements are not available; the gas masses from Erb et al. (2006b) are estimated indirectly based on the observed surface densities of star formation and assuming that the  $z = 0$  Kennicutt law holds.

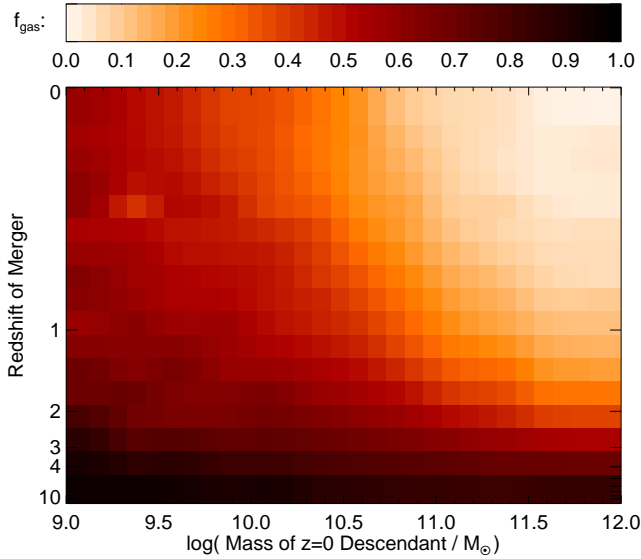
<sup>5</sup> This could be a single 1:1 merger, two 1:2 mergers, three 1:3 mergers, or even  $\sim 10$  1:10 mergers; because the efficiency of bulge formation as calibrated in simulations is nearly linear in mass ratio, they give indistinguishable results for our purposes here (see e.g. Naab & Burkert 2003; Bournaud et al. 2005; Cox et al. 2008; Hopkins et al. 2008d), so long as they all occur within a short timescale. In practice, this is unlikely at smaller mass ratios (where the dynamical friction time is comparable to the Hubble time), and cosmological calculations show that e.g. ten 1:10 mergers are a less likely channel for growth of spheroids than three 1:3 mergers (at least

mass as predicted by the different models. Such an event or sequence of events represents a major perturbation, and in any of the models that ignore the dependence on gas fraction, this would uniformly transform every galaxy into nearly 100% bulge (the somewhat more realistic dissipationless model would not produce quite 100% bulge because the efficiency of bulge formation in some orbital configurations is slightly less than the mass ratio). Clearly, any such model will predict no dependence of median  $B/T$  on mass (as we discussed in § 3.2, the weak scaling of  $B/T$  with mass seen in the full cosmological calculations comes from the fact that halo occupation and cosmological halo merger trees do predict that low mass galaxies have had less violent merger histories than their high-mass counterparts).

If, however, we take the gas-fraction dependence of bulge formation into account, then the story becomes qualitatively different. A direct collision of two pure gas disks would cause very little net angular momentum loss (in fact, accounting for typical orbital angular momenta, such a collision typically increases the disk specific angular momentum). Rather, gas loses angular momentum to internal torques from the stellar disk, owing to the non-axisymmetric perturbation induced by the passage and merger of the secondary. In simple terms, this induces a bar-like stellar non-axisymmetric distortion, and a corresponding gas distortion/response which (because gas is collisional) leads the stellar feature. The stellar distortion in turn efficiently torques the gas, allowing removal of  $> 90\%$  of the gas angular momentum within the critical radius where the perturbation is resonant/efficient (much more efficient than any typical shocks or collision-induced cancellation), which then falls to the center and participates in the central starburst. If, however, the disk is mostly gas, then the stellar bar/perturbation that does the majority of the work torquing the gas is relatively much less massive — in the limit of 100% gas disks, there is no stellar feature to torque the gas. The gas distortion/response would transfer a small amount of angular momentum to the halo, but as in studies of isolated disks, this is very inefficient and would lead at most to a small amount of disk contraction and/or the formation of an extended pseudobulge, rather than a significant classical bulge. This is the physical origin of the dependence of bulge formation efficiency on gas fraction in the models presented in H08.

Applying those prescriptions to disks with gas fractions as a function of stellar mass that follow the observed trends, we see that we expect systems with low stellar masses  $\lesssim 10^9 M_\odot$ , even if they have had a 1:1 merger in the recent past, to have just  $\sim 20\%$  of their mass in a bulge; and if the mergers occur at higher redshift, as many do, suppression is even more efficient. It is possible for every galaxy to double its mass at  $z \sim 1 - 3$  in major mergers (i.e. experience three typical  $\sim 1 : 3$  major mergers) and still lie on or below the observed  $z = 0$   $B/T$  versus mass correlation (leaving room for a significant number of minor mergers or even later major mergers). In practice, many of these bulges are made by minor mergers (see Khochfar & Burkert 2003; Weinzirl et al. 2008; Hopkins et al. 2008i), but the relative suppression is similar. Thus we see that the observed gas fraction dependence on stellar mass, combined with the gas fraction-dependent bulge formation model, already accounts for most of the observed trend in bulge fraction vs. stellar mass. Folding this effect in with cosmologically moti-

at low and intermediate masses  $\lesssim 10^{12} M_\odot$ ); this will be discussed in future work (in preparation; but see Gottlöber et al. 2001; Maller et al. 2006; Zheng et al. 2007; Stewart et al. 2008b).



**Figure 8.** Galaxy gas fractions as a function of the  $z = 0$  stellar mass of the descendant and the time at which the merger occurred. Specifically, considering galaxies which have the given  $z = 0$  stellar mass, and whose main branch progenitor experienced a merger at the given redshift (scaled here in equal-cosmic time units), we plot the median gas fraction of the progenitors just before the merger(s). All galaxies were more gas-rich at high redshift, but low-mass galaxies are always more gas-rich than high mass galaxies (on average) at all epochs.

vated merger histories entirely accounts for the agreement between the predicted and observed trends in Figures 1-5.

Figure 8 illustrates this in another way — we show the distribution of gas fractions in mergers as a bivariate function of the redshift at which the merger took place and the stellar mass of the  $z = 0$  descendant in which the merger remnant ends up (*not* the instantaneous mass at the time of the merger). Gas fractions decrease with time overall, but low-mass galaxies are always more gas-rich than high-mass galaxies. This is for two reasons: (1) the assumed Kennicutt law predicts that star formation, and therefore gas consumption, is more efficient in high mass galaxies, which have higher surface densities; (2) cooling and accretion, and subsequently star formation, are quenched in high-mass halos. In the semi-analytic models, this quenching is due to “radio mode” AGN feedback from supermassive black holes supplementing the heating of massive (“hot” or quasi-hydrostatic) halos.

Figures 7 & 8 illustrate that the dividing line between gas-rich and gas-poor galaxies moves to higher masses at higher redshifts; this has the important consequence of suppressing bulge formation even in massive galaxies at high redshifts, as we will see below. In semi-analytic models, this evolution occurs for three reasons: (1) cooling rates increase uniformly with redshift, (2) the critical halo mass dividing the “cold” and “hot” accretion modes (below which accretion is efficient) likewise increases with increasing cosmic gas densities at higher redshifts, and (3) AGN feedback becomes less efficient at high redshifts, as black holes have not yet grown massive. For most of the  $z = 0$  population, there is a relatively narrow “window” of efficient bulge formation, where galaxies consume most of their gas (and, at higher halo masses, new cooling slows down) and mergers become efficient at forming bulge mass.

In any model, disk survival and bulge formation are at some level zero-sum. However, because various processes contribute to disk growth at different times, it is useful to ask the question:

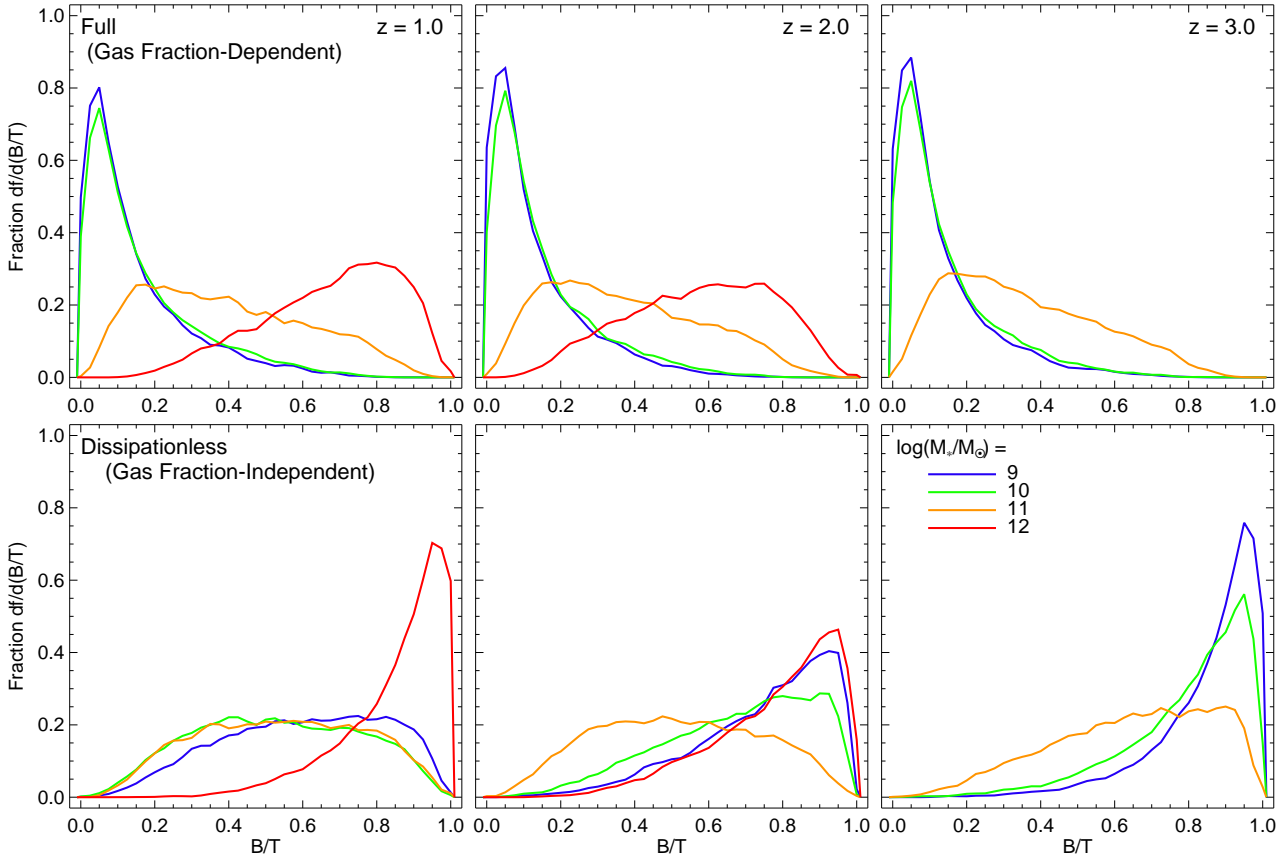
what is more important, disk “survival” or the suppression of bulge growth? In order to answer this, we consider the following simple experiment: in each merger, we destroy as much of the disk gas and stellar mass as predicted by the dissipationless (gas fraction-independent) model; however, we only add to the bulge the mass that the dissipational (gas fraction-dependent) model says should be violently relaxed or lose angular momentum. The remaining mass is thrown away. This is not physical, of course, but it allows us to see whether our conclusions would change if bulge formation was suppressed per our full gas fraction-dependent model but disks were still relatively efficiently destroyed in mergers (per our gas fraction-independent model).

We find that the results are almost unchanged from the full gas fraction-dependent model: the differences in e.g. Figures 1-6 are small. In other words, the over-prediction in gas fraction-independent models of  $B/T$  (relative to the low  $B/T$  observed at  $z = 0$ ) is a problem of too much bulge formation, rather than too little disk survival (from early times). This should not be surprising: at low and intermediate (sub- $L_*$ ) masses, cooling times are short, halos are growing rapidly, and galaxy mass is a steep function of halo mass ( $M_{\text{gal}} \propto M_{\text{halo}}^2$ ), so galaxies are growing quickly via accretion and star formation. This is reflected in the young stellar population ages of low-mass galaxies (Bell & de Jong 2000; Gallazzi et al. 2005; Noeske et al. 2007), with median formation redshifts  $z_f \rightarrow 0$  as  $M_{\text{gal}} \rightarrow 10^9 M_\odot$ . As such, the disk mass in the regime where the models differ significantly is usually dominated by the most recent growth via accretion and new star formation, regardless of the absolute bulge or disk mass that survives from a previous epoch. Building disks as observed at  $z = 0$ , therefore, requires not just inefficient formation of bulges at higher redshift, but continued cooling and rapid re-building or continuous building of gaseous and ultimately stellar disks, as predicted in semi-analytic models and now seen in high-resolution cosmological simulations of disk formation (Governato et al. 2008). The amount of disk that survives from earlier times is not completely negligible in dissipational (gas fraction-dependent) models, however, and will be important for second-order quantities, such as disk thickness, angular momentum content, and stellar population distributions; these will be investigated in future work.

### 3.4 Redshift Evolution

In our new picture of bulge formation, the expected trend for disks to be more gas-rich at higher redshifts implies that they should be more robust to morphological transformation via mergers at earlier times. It is of interest therefore to examine some predictions for the redshift dependence of disk survival and bulge to disk ratios.

Figures 9 & 10 repeat our comparison from Figure 1 for the gas fraction-dependent and gas fraction-independent models, but at higher redshifts  $z = 1, 2, 3$ . Figure 11 summarizes these results, plotting the median  $B/T$  at each of several stellar masses as a function of redshift, and repeating Figures 3 and 6 at different redshifts (showing the mean  $B/T$  and fraction of systems with  $B/T > 0.4$  as a function of mass at each of several redshifts). In each case, for our gas fraction-dependent model the evolution is relatively weak. At all masses, high-redshift systems are predicted to be more disk-dominated with increasing redshift, as higher gas fractions lead to less efficient bulge formation in mergers. Note that the evolution in gas fractions (at fixed stellar mass) that we adopt from the observations of Erb et al. (2006b) is relatively weak (our results at  $z = 0$  are almost unchanged if we simply use the more well-constrained  $z = 0$  gas mass-stellar mass trends at all redshifts). If the real evolution



**Figure 9.** As Figure 1, but evaluated at different redshifts  $z = 1$ ,  $z = 2$ ,  $z = 3$ , for our gas fraction-dependent model (*top*) and gas fraction-independent model (*bottom*), implemented within the empirical HOD framework. The predicted redshift evolution in morphologies *at fixed stellar mass* is not strong (because merger/growth histories, at fixed stellar mass and in units of the Hubble time, are close to self-similar). The gas fraction-independent model, however, predicts that the population (especially at low masses) was *more* bulge-dominated at higher redshifts (because merger rates were higher). Including the gas dependence reverses this prediction: bulges are (fractionally) less dominant at high redshifts, as gas fractions are systematically higher.

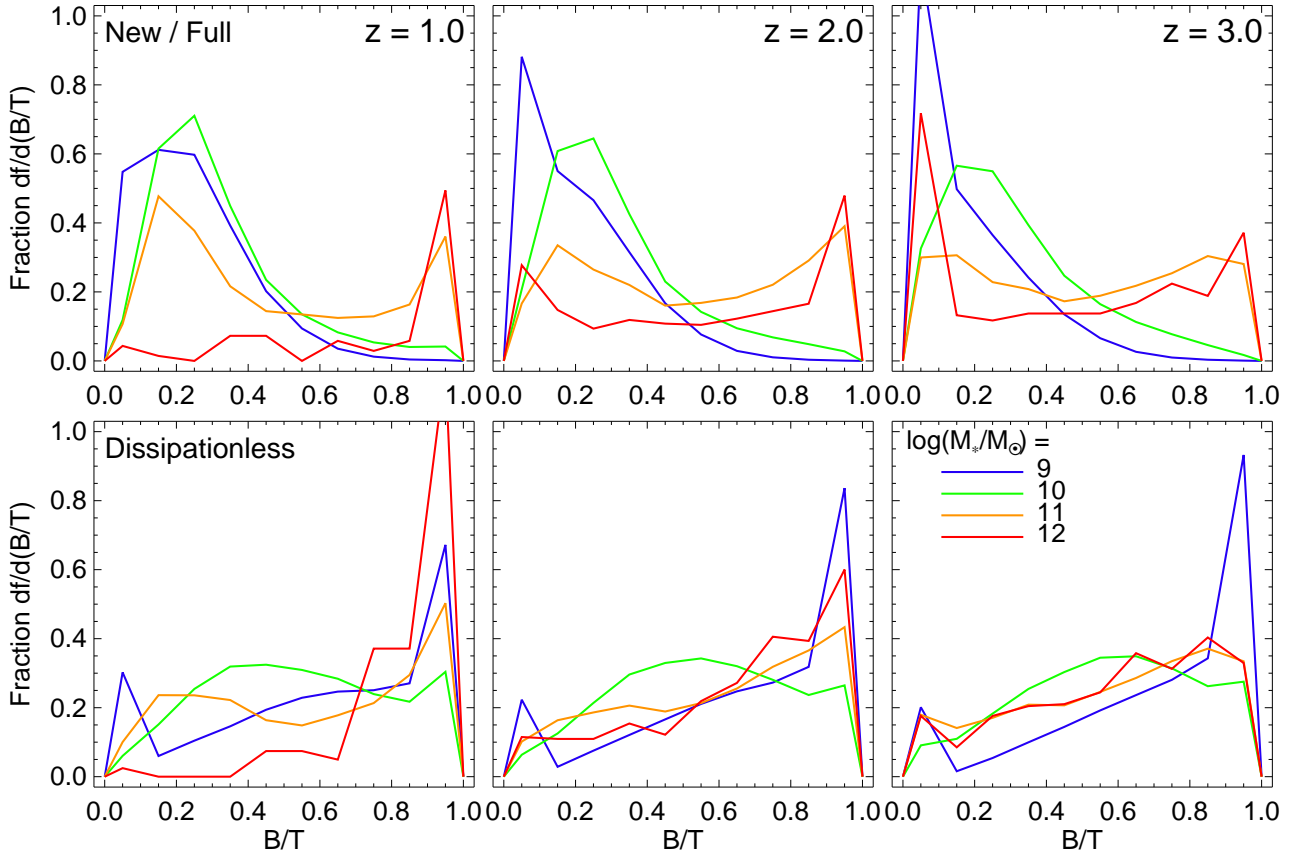
in gas fractions is stronger, it will correspondingly further suppress  $B/T$ .

The difference between the different bulge formation models grows dramatically with redshift, however. Merger rates were higher in the past, so the gas fraction-independent models predict that galaxies should be *more* bulge-dominated. By  $z \sim 1 - 2$ , such models would predict that essentially all galaxies at all masses are bulge-dominated.

At the highest redshifts, morphological determinations are difficult and subject to various biases. However, at  $z \sim 1$ , an increasing number of surveys have measured the galaxy stellar mass function as a function of morphology. We compare our predictions to the results from Bundy et al. (2005) from the GOODS fields and Pannella et al. (2006) from the GOODS South and FORS Deep fields. Despite large uncertainties, both analyses concluded that the trend in the fraction of bulge-dominated galaxies with mass is qualitatively very similar to that observed at  $z = 0$  (see Figure 6 and e.g. Bell et al. 2003), but with a systematically somewhat (though not dramatically) lower bulge-dominated (E/S0) fraction at all masses. This agrees well with the expectations from the gas fraction-dependent model, and strongly conflicts with the gas fraction-independent model prediction. If anything, the data suggest that at high masses, bulges may be even more suppressed than the dissipational model prediction; as noted above, this could be explained easily if gas fractions at these masses (very low at  $z = 0$ )

evolve more rapidly than the observations of Erb et al. (2006b) suggest, or if cooling is more efficient in these systems. Theoretical models suggest, for example, that at high redshift even massive halos may remain in the “cold mode” efficient cooling/accretion regime, allowing rapid accumulation of new gas and disk reformation (Kereš et al. 2005, 2008; Dekel et al. 2008). However, cosmic variance (not included in the quoted errors) is a significant issue at these masses in the fields surveyed; more definitive conclusions at the highest masses will require results from larger samples.

Because bulge growth and gas angular momentum loss/starburst efficiency is uniformly suppressed with increasing gas fractions at higher redshifts, we compare in Figure 12 the predicted star formation rate (SFR) density in the semi-analytic model with either the gas fraction-dependent or gas fraction-independent model for bulge formation efficiency in mergers. The difference in the *global* SFR density is small; correspondingly, the difference in the global stellar mass density of galaxies is also small. This is primarily because “quiescent” star formation (i.e. star formation in disks, as opposed to specifically merger-induced excess star formation) dominates the global SFR density, even at high redshifts (as suggested by a number of observations and theoretical calculations; Bell et al. 2005; Wolf et al. 2005; Noeske et al. 2007; Jogee et al. 2008a,b; Menanteau et al. 2006; Hopkins et al. 2006; Somerville et al. 2008a). The small difference that is seen is in the expected sense: in the gas fraction-dependent



**Figure 10.** As Figure 9, but from the semi-analytic model. Though the differences between the predictions from the SAM and the empirical model are larger at high redshift, the results are still qualitatively similar.

model, star formation is slightly suppressed at higher redshifts (due to less efficient starbursts/disk destruction in the more gas-rich galaxies); this implies that there is more gas left at later times, leading to slightly higher (quiescent) SFRs in disks at low redshift. However, the differences between the models are much smaller than typical systematic uncertainties owing to e.g. the treatment of the SFR law and stellar wind feedback.

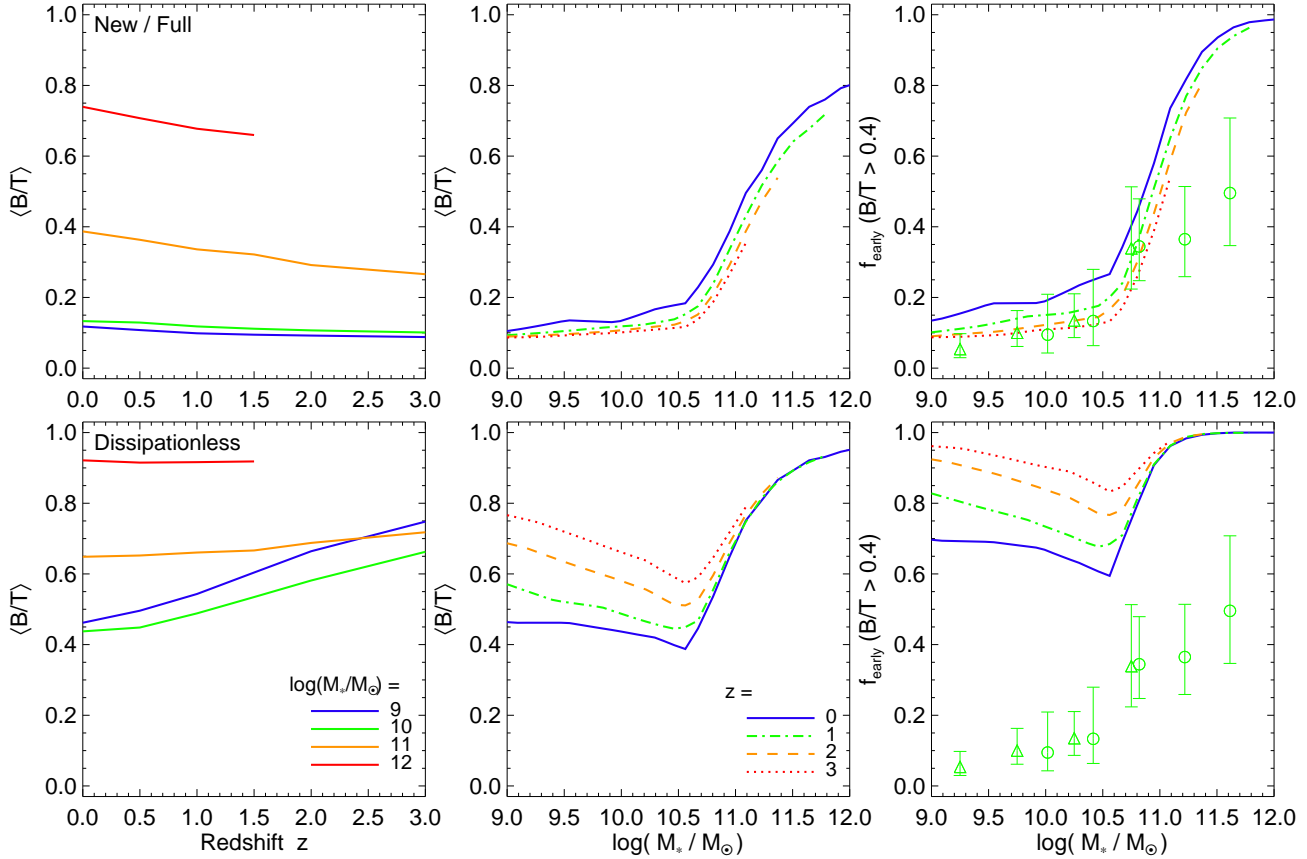
Figure 13 compares the redshift evolution of the bulge mass density from the different bulge formation models, implemented within the empirical HOD framework<sup>6</sup>. As expected from Figure 11, in the gas fraction-independent models, at high redshift larger merger rates lead to the prediction that all galaxies are bulge-dominated, and so the predicted bulge mass density approaches

the global stellar mass density at high- $z$ . In gas fraction-dependent models, the trend is reversed: at high redshift, higher gas fractions suppress bulge formation (and the suppression becomes important at higher mass, relative to the galaxy mass function break, as gas fractions increase and the break mass decreases), so the predicted bulge mass density decreases relative to the total. This trend agrees with the available observational results: the fraction of the total stellar mass density in bulges appears to decrease, not increase, with redshift.

<sup>6</sup> Specifically, we plot the mass density in bulge-dominated  $B/T > 0.4$  galaxies, which is not the same as the absolute mass density in all bulges, but is closer to the observed quantity (the mass in early-type/bulge-dominated galaxies). At low redshifts  $z \lesssim 1.5$ , morphologically-segregated samples exist and this comparison is direct. At higher redshifts  $z > 1.5$ , morphologies are ambiguous and various biases complicate the comparison; lacking morphological information we show the mass density in passively evolving red galaxies as a proxy. This may not be appropriate, but at least at  $z < 1$  the two samples correspond closely, and the high redshift cases, where well studied, suggest that the “passive” population exhibits (albeit with greater scatter) different typical compactness, sizes, and kinematics from the star-forming population (van Dokkum et al. 2004; Labbé et al. 2005; Abraham et al. 2007; Daddi et al. 2005; Trujillo et al. 2007; Buitrago et al. 2008; Kriek et al. 2006; van Dokkum et al. 2008; Franx et al. 2008; Genzel et al. 2008; Shapiro et al. 2008).

To the extent that there exists some rough  $M_{\text{BH}} - M_{\text{bulge}}$  (Magorrian et al. 1998) relation at these redshifts (suggested by observations, albeit with differences in how much the relation may or may not evolve; Shields et al. 2003; Walter et al. 2004; Merloni et al. 2004; Adelberger & Steidel 2005; Woo et al. 2006; Peng et al. 2006; Shankar et al. 2008), these differences will be correspondingly reflected in the evolution of the BH mass density (itself reflected in the quasar luminosity density). This may, in part, explain why the quasar luminosity density falls more rapidly at high redshift than the global star formation rate density (see e.g. Hopkins 2004; Hopkins & Beacom 2006), an important quantity for understanding reionization. A more detailed study of the effects of merger efficiency and its dependence on gas content on the buildup of BHs and quasars will be the subject of future work.





**Figure 11.** Redshift evolution of morphology at fixed stellar mass, in the empirical HOD model framework. *Left:* Median  $B/T$  at fixed  $M_*$  versus redshift, for the gas fraction-dependent model (*top*) and gas fraction-independent model (*bottom*). *Center:* Morphology-stellar mass relation (median  $B/T$ ) at different redshifts. *Right:* Early-type fraction at different redshifts. Green points show the observed relations from Bundy et al. (2005, circles) and Pannella et al. (2006, triangles) from the DEEP and GOODS fields at  $z \approx 1$  (compare the corresponding green dot-dashed line). The trends in Figure 9 are apparent: ignoring the gas-fraction dependence predicts that even low-mass populations are  $\gtrsim 80\%$  elliptical at  $z > 1$ , in increasing conflict with observation. Including the gas fraction dependence naturally yields good agreement with observations at  $z = 0$  and  $z = 1$ .

#### 4 DISCUSSION

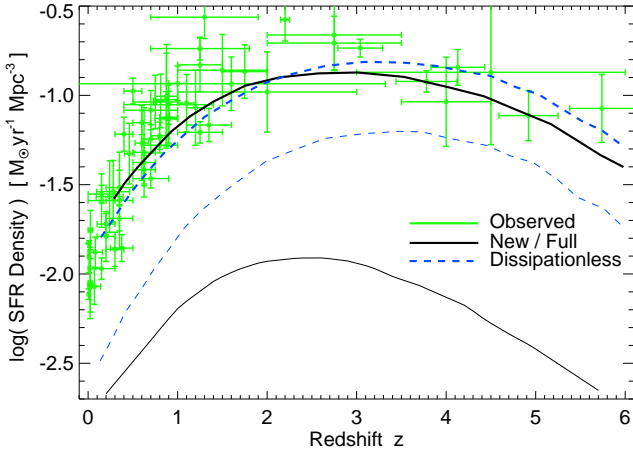
We have shown that a realistic model for how gas loses angular momentum and builds bulges in mergers, developed and tested against a wide range of numerical simulations in H08, qualitatively changes the expectations for the global distribution of bulge to disk ratios in the local Universe and the efficiency of bulge formation as a function of mass and redshift. Gas in mergers loses its angular momentum to *internal* torques from the induced non-axisymmetry in the stellar distribution in the same disk as the gas, rather than hydrodynamic forces or the direct torques of the secondary. Therefore, in the limit of very gas rich mergers (with little or no stellar mass in the progenitor disks to do such torquing), angular momentum loss and destruction of the gas disk is inefficient (to lowest order, the efficiency scales  $\propto (1 - f_{\text{gas}})$ ).

We incorporate this idea into a cosmological framework using two different approaches: a simple, empirically constrained “Halo Occupation Model”, and a full semi-analytic model containing physical recipes for cooling, star formation, feedback, etc. We outline how, regardless of the underlying methodology used, this new picture of morphological transformation in mergers makes qualitatively different predictions from the “traditional” picture, which ignores the dependence on gas fraction. Because, in the local Universe, lower mass disks have large gas fractions ( $f_{\text{gas}} \gtrsim 0.5$  at  $M_* < 10^{10} M_\odot$ ), this in particular implies stronger suppression of

bulge formation at low masses. Even if the dissipationless (halo) merger histories were self-similar across different mass scales, this trend of gas fraction with mass breaks this self-similarity and largely explains the observed trend of bulge fraction with mass.

Other factors are expected to weakly break this self-similarity (the non-linear dependence of galaxy baryonic mass on halo mass, and weak scale dependence in the dark matter merger histories), but it has consistently been shown that accounting for these produces too weak a trend. Previous semi-analytic models have therefore been unable to account for the small mass fractions of bulges at low and intermediate masses. On the other hand, accounting for the role of gas-richness (implicitly related to the nature of cooling and star formation efficiency versus mass and redshift) provides a natural and predictive explanation for the observed mass-morphology relation, in particular yielding good agreement with recent observations of the distribution of bulge-to-disk ratios in intermediate and low mass disks.

Moreover, whereas all gas fraction-independent models universally have considerable trouble reproducing the abundance of “bulge-less” or very low  $B/T$  disks ( $B/T \lesssim 0.1 - 0.2$ ) at sub- $L_*$  masses, this problem is largely solved by incorporating the gas fraction-dependent bulge formation prescription. In practice, if galaxies have sufficiently low star formation efficiencies in order to retain very large gas fractions, as implied by observations of these

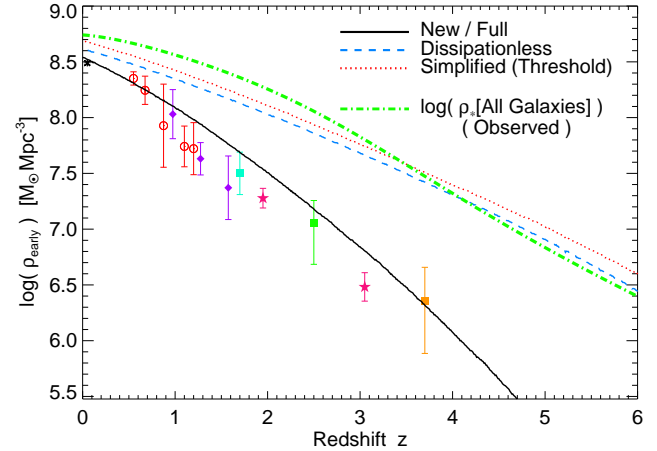


**Figure 12.** Predicted global star formation rate density as a function of redshift in the semi-analytic model. Green points show the observational compilation of Hopkins & Beacom (2006). Thick lines are the model prediction with the gas fraction-dependent or gas fraction-independent models for bulge formation efficiency in mergers. Corresponding thin lines show the star formation rate density that arises specifically from nuclear starbursts triggered by gas angular momentum loss in mergers (note this is not the same as all the star formation observed “in mergers” which includes both the “quiescent” star formation in the disks throughout the merger and that due to the burst). Both agree reasonably well with the observations; modifying the model for bulge formation and starburst efficiency has little effect on the global SFR density. This is because the global star formation is dominated by the “quiescent” (non-merger induced burst) mode of star formation in either case. However, the contribution from the burst phase is significantly smaller in the new bulge formation/burst model.

systems, and especially if the gas distribution is very extended (as in e.g. low surface brightness systems), then it is possible to produce systems with such low  $B/T$  even in the immediate aftermath of a major merger, let alone in systems which have gone  $\sim 10$  Gyr since the last such merger with significant subsequent accretion. In practice, many bulges of low (and, to a lesser extent, intermediate) mass systems are predominantly made by minor mergers, making the required gas-richness even more moderate; an examination of the relative importance of major and minor mergers, and corresponding implications for how rapidly bulges form, will be the focus of subsequent work (see also Khochfar & Burkert 2003; Weinzierl et al. 2008).

At low redshifts, this is primarily relevant for small-mass galaxies, where gas fractions are high. At galaxy masses  $\gtrsim L_*$ , gas fractions are observed to be low ( $f_{\text{gas}} \sim 0.1$ ) and so the role of gas in suppressing bulge formation in recent encounters is weak. However, observations indicate (and nearly all reasonable models anticipate) that gas fractions should be higher at high redshifts, such that even some  $\sim L_*$  galaxies appear to have  $f_{\text{gas}} \gtrsim 0.5$  at redshifts  $z > 2 - 3$ . At increasing redshift, therefore, the effects described above propagate to higher and higher masses, and become important for an increasingly large proportion of the galaxy population.

This is seen as well in cosmological simulations (Governato et al. 2007, 2008): the presence of gas leads to non-destructive mergers and rapid disk re-assembly. The role of feedback (mostly from stars) is to preserve gas, preventing it from all turning into stars at early times or in very small galaxies (as observations indicate it must not), and to remove low angular momentum gas from the disk (keeping the gas at relatively large radii, comparable to observed disk sizes). Even at  $z \sim 0.5$ ,



**Figure 13.** Predicted integrated mass density in bulge-dominated galaxies ( $B/T > 0.4$ ) in the empirical HOD models, as a function of redshift, compared to observations. In gas fraction-dependent bulge formation models, the increasing gas fraction of the galaxies that dominate the mass density at high- $z$  leads to suppression of bulge formation relative to global star formation, in agreement with observations. In gas fraction-independent (dissipationless or threshold) models, higher merger rates lead to the prediction that nearly all objects are bulge-dominated at high- $z$  (see Figure 11), so the predicted early-type density simply traces the total stellar mass density (dot-dashed line, from Hopkins & Beacom 2006, normalized to the appropriate  $z = 0$  value), in conflict with observations. Observations are from the morphologically-selected samples of Bell et al. (2003, black  $\times$ ), Bundy et al. (2005, 2006, red circles), Abraham et al. (2007, violet diamonds), and Daddi et al. (2005, cyan square), and color-selected samples of Labbé et al. (2005, green square), van Dokkum et al. (2006, orange square), and Grazian et al. (2007, magenta stars).

disks experience major mergers in these simulations and rapidly re-build, a process now being seen in a number of observations (Hammer et al. 2005; Zheng et al. 2005; Trujillo & Pohlen 2005; Flores et al. 2006; Puech et al. 2007a,b, 2008; Atkinson et al. 2007). The suppression of bulge formation in the merger due to its gas-richness, combined with rapid large-scale gas inflows concurrent with and subsequent to the merger, both contribute to the rapid re-building of a disk-dominated galaxy following the event (Springel & Hernquist 2005; Robertson et al. 2006a). The inclusion of this continuous accretion means that a very large gas fraction  $f_{\text{gas}} > 0.5$  is not needed to build a disk-dominated galaxy (as would be the case if the system received no new gas after the merger); the more moderate bulge suppression that would result from intermediate gas fractions is sufficient.

At higher redshifts, merger rates increase, but in gas fraction-dependent models this is more than offset by the increase in disk gas content and cooling efficiencies, and thus low  $B/T$  ratios are maintained. However, because the rates of these processes (mergers and cooling/accretion) scale with the Hubble time while the internal relaxation times of disks are relatively constant, disks should be more turbulent and the relaxation from the building/merger/reformation process should be evident in more systems, as thicker, more dispersion-dominated disks with enhanced incidence of structure and clumpiness. In fact, this is widely observed, (Weiner et al. 2006; Atkinson et al. 2007; Puech et al. 2007b; Neichel et al. 2008; Yang et al. 2008) especially approaching  $z \sim 2$  (Bouché et al. 2007; Shapiro et al. 2008; van Starkenburg et al. 2008), and agrees well with the structure of simulated disks undergoing rapid simultane-



ous accretion and post-merger reformation (Robertson & Bullock 2008b; Governato et al. 2008).

Other observational signatures of this process include “in situ” bulge formation: rather than the conventional wisdom, in which most classical (merger-induced) bulges are formed by mergers that destroyed the progenitor disk at some early time, with a later re-accreted disk around them, the dissipational models predict that it is much more likely, especially in gas-rich (low-mass) systems, that such bulges were formed by more recent mergers (many of them minor) that formed a small bulge out of a large disk, without destroying most of the disk. As such, the properties of the stellar populations in the bulge should be reasonably continuous with those in the disk. Note that, in an integrated sense, the bulge may have older or more metal-rich stars, but this is true even in a pure disk system if one compares the central regions to the outer regions; moreover, star formation may continue in the disk after the merger, whereas it may not in the bulge. But, in terms of e.g. the full stellar population gradients and even resolved color gradients, there should be continuity between disk and bulge, with properties such as their metallicities correlated. Indeed, high resolution resolved spectroscopic observations of disk+bulge systems have begun to show that such continuity is the norm, in metallicity and  $\alpha$ -enrichment, stellar population ages, and colors (Ellis et al. 2001; Gadotti & dos Anjos 2001; Mehlert et al. 2003; Moorthy & Holtzman 2006; Peletier et al. 2007; Domínguez-Palmero et al. 2008; Domínguez-Palmero & Balcells 2008; Morelli et al. 2008; MacArthur et al. 2008).

Second-order effects on the stellar populations and their gradients will be introduced by mergers, and in particular the amount of gas dissipation versus violent relaxation will determine a two-component structure of bulges, with an outer, low-phase space density component reflecting disk stars that were violently relaxed in the merger(s) and a compact inner, dissipational (“extra light”) component composed of disk gas that lost most of its angular momentum, falling to the center and participating in a nuclear starburst. This gas is responsible for raising the phase space density of spheroids and explaining e.g. their mass-size and fundamental plane relations. We examined the theoretical predictions and consequences for this two-component nature of spheroids, and conduct a detailed comparison with large observed samples of hundreds of systems in a series of papers (Hopkins et al. 2008e,a,h,b,f). High resolution observations of the structure of observed bulge-dominated galaxies (Kormendy et al. 2008; Lauer et al. 2007) and bulges in disks (Balcells et al. 2007a) and their innermost stellar populations (Mehlert et al. 2003; Sánchez-Blázquez et al. 2007; Reda et al. 2007; Ferrarese et al. 1994; Lauer et al. 2005; McDermid et al. 2006) support this theoretical breakdown (for more details, see Hopkins et al. 2008a).

These independent observational efforts have shown that the mass fraction in the dissipational component of spheroids can be estimated from their observed structure (with observations of sufficiently high resolution and large dynamic range). In general, the amount of dissipation (the mass fraction formed in compact starbursts via gas that lost angular momentum) in observed intermediate and high-mass ellipticals simply reflects observed gas fractions of disks at  $z \sim 0 - 2$ . It appears, then, that bulges do assemble most of their mass over this redshift range, with a degree of dissipation similar to that predicted by the models here.

At low masses in particular, these observations can break the degeneracies between the different bulge formation models considered here. If angular momentum loss in mergers were always efficient (as predicted in the gas fraction-independent models), then

at low masses where disk gas fractions become large ( $f_{\text{gas}} \gtrsim 0.5$  at  $M_{\text{gal}} \lesssim 10^9 M_{\odot}$ , at  $z = 0$ ), classical bulges and ellipticals would have similar (high) dissipational fractions  $f_{\text{starburst}} \sim 0.5 - 1$ . Invoking high formation redshifts only makes the expected gas fractions higher. But the observations do not find such high dissipational fractions in low-mass ellipticals; rather, they appear to asymptote towards a maximum dissipational/starburst fraction  $f_{\text{starburst}} \sim 0.3 - 0.4$ . The observations and tests of the robustness of this quantity are discussed in detail in Hopkins et al. (2008a,h); independent observational estimates using different methodologies and detailed stellar population models (determining the relative mass fraction formed in a younger starburst versus and older, violently relaxed population; see Mehlert et al. 2003; Sánchez-Blázquez et al. 2007; Reda et al. 2007; Kormendy et al. 2008) reach similar conclusions.

This is precisely what is expected if the efficiency of angular momentum loss scales with gas content as predicted here (modulo some scatter similar to that observed, as some merging orbits will always be more or less efficient at inducing angular momentum loss). For a gas fraction of  $f_{\text{gas}}$ , the dissipational fraction of the bulge formed is approximately  $\sim 1/(1 + 1/f_{\text{gas}})$  (whereas it would be  $= f_{\text{gas}}$  if angular momentum loss were always efficient).<sup>7</sup> At low  $f_{\text{gas}}$ , the two are equivalent — gas loses angular momentum efficiently and dissipational fractions trace disk gas fractions, as observed e.g. in high mass spheroids, which were likely formed from progenitors with low  $f_{\text{gas}}$  values. For higher  $f_{\text{gas}}$ , the full gas fraction-dependent model prediction asymptotes to predicted dissipational fractions  $f_{\text{starburst}} \sim 0.3 - 0.4$  for all  $f_{\text{gas}} \sim 0.5 - 0.9$  — in good agreement with what appears to be the “maximal” dissipational fraction in observed systems. The number of observed bulge-dominated systems (for which this dissipational/dissipationless bulge decomposition is most robust) at these masses is still small, however; expanded samples with high-resolution photometry and kinematics (to enable structural decompositions) or spectroscopy (to enable stellar population decompositions) would provide powerful constraints on the models here.

This new picture of bulge formation has important consequences for the evolution of the global mass density of spheroids and their formation histories, and given the  $M_{\text{BH}} - M_{\text{bulge}}$  relation, their hosted supermassive black holes. A more detailed investigation of these consequences will be the subject of future work. Further exploration of the consequences of gas in mergers, both in semi-analytic models and numerical simulations, is clearly warranted. Our predictions here are meant to give a qualitative outline and identify the general trends that will arise in any model that correctly predicts disk gas fractions at different redshifts (with cosmologically motivated merger histories). By comparing results from a simple empirical model and more complex full semi-analytic models from S08, we have attempted to identify the predictions that are robust to the uncertain details in our physical understanding of galaxy evolution.

In detail, however, there may be more complex dependences or degeneracies involving the role of feedback, quenching, and the possible interplay between these factors, bulge formation, and “quenching” of cooling suppressing future disk growth. Numerically, simulations have increasingly converged on agreement that inclusion of feedback from star formation and supernovae is critical for suppressing star formation efficiencies and bulge growth, and we have used our analytic models and results from idealized

<sup>7</sup> This is (to lowest order) independent of the mass ratio of the encounter (or number of independent encounters) and total bulge mass formed.

simulations to identify the relevant physics for suppression of bulge formation (namely, feedback maintaining high disk gas fractions, especially at early times, enabling the stable evolution of disks with these high gas fractions, and blowing gas out to larger radii to lead to more extended gas distributions), and to identify some important consequences from successful inclusion of these physics. However, the physical details of feedback remain ambiguous, and there are considerable numerical difficulties involved in implementing such models in a reasonable fashion that captures the relevant behaviors. There remains, therefore, considerable room for progress in improving these calculations and understanding the detailed interplay between accretion, mergers, gas physics, and feedback processes in giving rise to the population of late type disk galaxies in the local and high-redshift Universe.

## ACKNOWLEDGMENTS

We thank Fabio Governato, James Bullock, and Chris Purcell for helpful discussions. This work was supported in part by NSF grants ACI 96-19019, AST 00-71019, AST 02-06299, and AST 03-07690, and NASA ATP grants NAG5-12140, NAG5-13292, and NAG5-13381. Support for PFH was provided by the Miller Institute for Basic Research in Science, University of California Berkeley. Support for TJC was provided by the W. M. Keck Foundation. Support for DK was provided by Harvard University and the Institute for Theory and Computation (ITC). RSS thanks the ITC at Harvard University for supporting visits that contributed to this work.

## REFERENCES

- Abadi, M. G., Navarro, J. F., Steinmetz, M., & Eke, V. R. 2003, *ApJ*, 597, 21
- Abraham, R. G., et al. 2007, *ApJ*, 669, 184
- Adelberger, K. L., & Steidel, C. C. 2005, *ApJL*, 627, L1
- Akiyama, M., Minowa, Y., Kobayashi, N., Ohta, K., Ando, M., & Iwata, I. 2008, *ApJS*, 175, 1
- Allen, P. D., Driver, S. P., Graham, A. W., Cameron, E., Liske, J., & de Propris, R. 2006, *MNRAS*, 371, 2
- Atkinson, N., Conselice, C. J., & Fox, N. 2007, *MNRAS*, in press, arXiv:0712.1316 [astro-ph]
- Balcells, M., Graham, A. W., & Peletier, R. F. 2007a, *ApJ*, 665, 1084
- . 2007b, *ApJ*, 665, 1104
- Barnes, J. E. 1998, in *Saas-Fee Advanced Course 26: Galaxies: Interactions and Induced Star Formation*, ed. R. C. Kennicutt, Jr., F. Schweizer, J. E. Barnes, D. Friedli, L. Martinet, & D. Pfenniger, 275–+
- Barnes, J. E., & Hernquist, L. 1996, *ApJ*, 471, 115
- Bell, E. F., & de Jong, R. S. 2000, *MNRAS*, 312, 497
- . 2001, *ApJ*, 550, 212
- Bell, E. F., McIntosh, D. H., Katz, N., & Weinberg, M. D. 2003, *ApJS*, 149, 289
- Bell, E. F., Phleps, S., Somerville, R. S., Wolf, C., Borch, A., & Meisenheimer, K. 2006, *ApJ*, 652, 270
- Bell, E. F., et al. 2005, *ApJ*, 625, 23
- Benson, A. J., Bower, R. G., Frenk, C. S., Lacey, C. G., Baugh, C. M., & Cole, S. 2003, *ApJ*, 599, 38
- Bouché, N., et al. 2007, *ApJ*, 671, 303
- Bournaud, F., Jog, C. J., & Combes, F. 2005, *A&A*, 437, 69
- Bower, R. G., Benson, A. J., Malbon, R., Helly, J. C., Frenk, C. S., Baugh, C. M., Cole, S., & Lacey, C. G. 2006, *MNRAS*, 370, 645
- Buitrago, F., Trujillo, I., Conselice, C. J., Bouwens, R. J., Dickinson, M., & Yan, H. 2008, *ApJL*, in press
- Bundy, K., Ellis, R. S., & Conselice, C. J. 2005, *ApJ*, 625, 621
- Bundy, K., et al. 2006, *ApJ*, 651, 120
- Calura, F., Jimenez, R., Panter, B., Matteucci, F., & Heavens, A. F. 2008, *ApJ*, 682, 252
- Cattaneo, A., Dekel, A., Devriendt, J., Guiderdoni, B., & Blaizot, J. 2006, *MNRAS*, 370, 1651
- Conroy, C., & Wechsler, R. H. 2008, *ApJ*, in press, arXiv:0805.3346 [astro-ph], 805
- Cox, T. J., Di Matteo, T., Hernquist, L., Hopkins, P. F., Robertson, B., & Springel, V. 2006a, *ApJ*, 643, 692
- Cox, T. J., Dutta, S. N., Di Matteo, T., Hernquist, L., Hopkins, P. F., Robertson, B., & Springel, V. 2006b, *ApJ*, 650, 791
- Cox, T. J., Jonsson, P., Somerville, R. S., Primack, J. R., & Dekel, A. 2008, *MNRAS*, 384, 386
- Croton, D. J., et al. 2006, *MNRAS*, 365, 11
- Daddi, E., et al. 2005, *ApJ*, 626, 680
- Dasyra, K. M., et al. 2006, *ApJ*, 638, 745
- . 2007, *ApJ*, 657, 102
- de Lucia, G., & Blaizot, J. 2007, *MNRAS*, 375, 2
- De Lucia, G., Springel, V., White, S. D. M., Croton, D., & Kauffmann, G. 2006, *MNRAS*, 366, 499
- Dekel, A., Birnboim, Y., Engel, G., Freundlich, J., Goerdt, T., Mumcuoglu, M., Neistein, E., Pichon, C., Teyssier, R., & Zinger, E. 2008, *Nature*, in press, arXiv:0808.0553 [astro-ph]
- Domínguez-Palmero, L., & Balcells, M. 2008, *A&A*, 489, 1003
- Domínguez-Palmero, L., Balcells, M., Erwin, P., Prieto, M., Cristóbal-Hornillos, D., Eliche-Moral, M. C., & Guzmán, R. 2008, *A&A*, 488, 1167
- Doyon, R., Wells, M., Wright, G. S., Joseph, R. D., Nadeau, D., & James, P. A. 1994, *ApJL*, 437, L23
- Driver, S. P., Allen, P. D., Liske, J., & Graham, A. W. 2007, *ApJL*, 657, L85
- Driver, S. P., et al. 2006a, *MNRAS*, 368, 414
- . 2006b, *MNRAS*, 368, 414
- Ellis, R. S., Abraham, R. G., & Dickinson, M. 2001, *ApJ*, 551, 111
- Erb, D. K. 2008, *ApJ*, 674, 151
- Erb, D. K., Shapley, A. E., Pettini, M., Steidel, C. C., Reddy, N. A., & Adelberger, K. L. 2006a, *ApJ*, 644, 813
- Erb, D. K., Steidel, C. C., Shapley, A. E., Pettini, M., Reddy, N. A., & Adelberger, K. L. 2006b, *ApJ*, 646, 107
- Fakhouri, O., & Ma, C.-P. 2008, *MNRAS*, 386, 577
- Ferrarese, L., van den Bosch, F. C., Ford, H. C., Jaffe, W., & O’Connell, R. W. 1994, *AJ*, 108, 1598
- Flores, H., Hammer, F., Puech, M., Amram, P., & Balkowski, C. 2006, *A&A*, 455, 107
- Franceschini, A., et al. 2006, *A&A*, 453, 397
- Franx, M., van Dokkum, P. G., Schreiber, N. M. F., Wuyts, S., Labbé, I., & Toft, S. 2008, *ApJ*, 688, 770
- Gadotti, D. A., & dos Anjos, S. 2001, *AJ*, 122, 1298
- Gallazzi, A., Charlot, S., Brinchmann, J., White, S. D. M., & Tremonti, C. A. 2005, *MNRAS*, 362, 41
- Gavazzi, G., et al. 2008, *A&A*, 482, 43
- Genzel, R., Tacconi, L. J., Rigopoulou, D., Lutz, D., & Tecza, M. 2001, *ApJ*, 563, 527
- Genzel, R., et al. 2008, *ApJ*, 687, 59
- Gerke, B. F., et al. 2007, *MNRAS*, 222
- Gottlöber, S., Klypin, A., & Kravtsov, A. V. 2001, *ApJ*, 546, 223
- Governato, F., Brook, C. B., Brooks, A. M., Mayer, L., Willman, B., Jonsson, P., Stilp, A. M., Pope, L., Christensen, C., Wadsley,

- J., & Quinn, T. 2008, MNRAS, in press, arXiv:0812.0379 [astro-ph]
- Governato, F., Willman, B., Mayer, L., Brooks, A., Stinson, G., Valenzuela, O., Wadsley, J., & Quinn, T. 2007, MNRAS, 374, 1479
- Governato, F., et al. 2004, ApJ, 607, 688
- Granato, G. L., De Zotti, G., Silva, L., Bressan, A., & Danese, L. 2004, ApJ, 600, 580
- Grazian, A., et al. 2007, A&A, 465, 393
- Hammer, F., Flores, H., Elbaz, D., Zheng, X. Z., Liang, Y. C., & Cesarsky, C. 2005, A&A, 430, 115
- Hernquist, L., & Quinn, P. J. 1988, ApJ, 331, 682
- Hernquist, L., & Spergel, D. N. 1992, ApJL, 399, L117
- Hopkins, A. M. 2004, ApJ, 615, 209
- Hopkins, A. M., & Beacom, J. F. 2006, ApJ, 651, 142
- Hopkins, P. F., Cox, T. J., Dutta, S. N., Hernquist, L., Kormendy, J., & Lauer, T. R. 2008a, ApJ, accepted, arXiv:0805.3533 [astro-ph], 805
- Hopkins, P. F., Cox, T. J., & Hernquist, L. 2008b, ApJ, 689, 17
- Hopkins, P. F., Cox, T. J., Kereš, D., & Hernquist, L. 2008c, ApJS, 175, 390
- Hopkins, P. F., Cox, T. J., Younger, J. D., & Hernquist, L. 2008d, ApJ, accepted, arXiv:0806.1739 [astro-ph], 806
- Hopkins, P. F., Hernquist, L., Cox, T. J., Dutta, S. N., & Rothberg, B. 2008e, ApJ, 679, 156
- Hopkins, P. F., Hernquist, L., Cox, T. J., Kereš, D., & Wuyts, S. 2008f, ApJ, accepted, arXiv:0807.2868 [astro-ph], 807
- Hopkins, P. F., Hernquist, L., Cox, T. J., Younger, J. D., & Besla, G. 2008g, ApJ, 688, 757
- Hopkins, P. F., Lauer, T. R., Cox, T. J., Hernquist, L., & Kormendy, J. 2008h, ApJ, in press, arXiv:0806.2325 [astro-ph], 806
- Hopkins, P. F., Somerville, R. S., Hernquist, L., Cox, T. J., Robertson, B., & Li, Y. 2006, ApJ, 652, 864
- Hopkins, P. F., et al. 2008i, ApJ, in prep
- James, P., Bate, C., Wells, M., Wright, G., & Doyon, R. 1999, MNRAS, 309, 585
- Jogee, S., Scoville, N., & Kenney, J. D. P. 2005, ApJ, 630, 837
- Jogee, S., et al. 2008a, ApJ, submitted
- Jogee, S., et al. 2008b, in Astronomical Society of the Pacific Conference Series, Vol. 396, Astronomical Society of the Pacific Conference Series, ed. J. G. Funes & E. M. Corsini, 337+
- Kang, X., Jing, Y. P., Mo, H. J., & Börner, G. 2005, ApJ, 631, 21
- Kannappan, S. J. 2004, ApJL, 611, L89
- Kassin, S. A., et al. 2007, ApJL, 660, L35
- Kennicutt, Jr., R. C. 1998, ApJ, 498, 541
- Kereš, D., Katz, N., Fardal, M., Dave, R., & Weinberg, D. H. 2008, MNRAS, in press, arXiv:0809.1430 [astro-ph]
- Kereš, D., Katz, N., Weinberg, D. H., & Davé, R. 2005, MNRAS, 363, 2
- Khochfar, S., & Burkert, A. 2003, ApJL, 597, L117
- Khochfar, S., & Silk, J. 2006, ApJL, 648, L21
- Kochanek, C. S., et al. 2001, ApJ, 560, 566
- Koda, J., Milosavljevic, M., & Shapiro, P. R. 2007, ApJ, in press arXiv:0711.3014 [astro-ph], 711
- Kormendy, J., Fisher, D. B., Cornell, M. E., & Bender, R. 2008, ApJ, in press, arXiv:0810.1681 [astro-ph]
- Kriek, M., et al. 2006, ApJL, 649, L71
- Labbé, I., et al. 2005, ApJL, 624, L81
- Lacey, C., & Cole, S. 1993, MNRAS, 262, 627
- Lake, G., & Dressler, A. 1986, ApJ, 310, 605
- Lauer, T. R., et al. 2005, AJ, 129, 2138
- . 2007, ApJ, 664, 226
- MacArthur, L. A., Ellis, R. S., Treu, T., U, V., Bundy, K., & Moran, S. 2008, ApJ, 680, 70
- Magorrian, J., et al. 1998, AJ, 115, 2285
- Malin, D. F., & Carter, D. 1980, Nature, 285, 643
- . 1983, ApJ, 274, 534
- Maller, A. H., Katz, N., Kereš, D., Davé, R., & Weinberg, D. H. 2006, ApJ, 647, 763
- Martin, C. L. 1999, ApJ, 513, 156
- . 2005, ApJ, 621, 227
- . 2006, ApJ, 647, 222
- Masjedi, M., Hogg, D. W., & Blanton, M. R. 2008, ApJ, 679, 260
- McDermid, R. M., et al. 2006, MNRAS, 373, 906
- McGaugh, S. S. 2005, ApJ, 632, 859
- Mehlert, D., Thomas, D., Saglia, R. P., Bender, R., & Wegner, G. 2003, A&A, 407, 423
- Menanteau, F., Ford, H. C., Motta, V., Benítez, N., Martel, A. R., Blakeslee, J. P., & Infante, L. 2006, AJ, 131, 208
- Merloni, A., Rudnick, G., & Di Matteo, T. 2004, MNRAS, 354, L37
- Monaco, P., Fontanot, F., & Taffoni, G. 2007, MNRAS, 375, 1189
- Moorthy, B. K., & Holtzman, J. A. 2006, MNRAS, 371, 583
- Morelli, L., Pompei, E., Pizzella, A., Méndez-Abreu, J., Corsini, E. M., Coccato, L., Saglia, R. P., Sarzi, M., & Bertola, F. 2008, MNRAS, 389, 341
- Naab, T., & Burkert, A. 2003, ApJ, 597, 893
- Neichel, B., et al. 2008, A&A, 484, 159
- Noeske, K. G., et al. 2007, ApJL, 660, L47
- Noordermeer, E., & van der Hulst, J. M. 2007, MNRAS, 376, 1480
- Okamoto, T., Eke, V. R., Frenk, C. S., & Jenkins, A. 2005, MNRAS, 363, 1299
- Pannella, M., Hopp, U., Saglia, R. P., Bender, R., Drory, N., Salvato, M., Gabasch, A., & Feulner, G. 2006, ApJL, 639, L1
- Peletier, R. F., et al. 2007, MNRAS, 379, 445
- Peng, C. Y., Impey, C. D., Rix, H.-W., Kochanek, C. S., Keeton, C. R., Falco, E. E., Lehár, J., & McLeod, B. A. 2006, ApJ, 649, 616
- Puech, M., Hammer, F., Flores, H., Neichel, B., Yang, Y., & Rodrigues, M. 2007a, A&A, 476, L21
- Puech, M., Hammer, F., Lehnert, M. D., & Flores, H. 2007b, A&A, 466, 83
- Puech, M., et al. 2008, A&A, 484, 173
- Purcell, C. W., Kazantzidis, S., & Bullock, J. S. 2008, ApJL, in press, arXiv:0810.2785 [astro-ph]
- Reda, F. M., Proctor, R. N., Forbes, D. A., Hau, G. K. T., & Larsen, S. S. 2007, MNRAS, 377, 1772
- Robertson, B., Bullock, J. S., Cox, T. J., Di Matteo, T., Hernquist, L., Springel, V., & Yoshida, N. 2006a, ApJ, 645, 986
- Robertson, B., Cox, T. J., Hernquist, L., Franx, M., Hopkins, P. F., Martini, P., & Springel, V. 2006b, ApJ, 641, 21
- Robertson, B., Hernquist, L., Cox, T. J., Di Matteo, T., Hopkins, P. F., Martini, P., & Springel, V. 2006c, ApJ, 641, 90
- Robertson, B., Yoshida, N., Springel, V., & Hernquist, L. 2004, ApJ, 606, 32
- Robertson, B. E., & Bullock, J. S. 2008a, ApJL, 685, L27
- . 2008b, ApJL, 685, L27
- Rothberg, B., & Joseph, R. D. 2004, AJ, 128, 2098
- . 2006, AJ, 131, 185
- Sánchez-Blázquez, P., Forbes, D. A., Strader, J., Brodie, J., & Proctor, R. 2007, MNRAS, 377, 759
- Scannapieco, C., Tissera, P. B., White, S. D. M., & Springel, V. 2008, MNRAS, in press arXiv:0804.3795 [astro-ph], 804

Schweizer, F. 1980, *ApJ*, 237, 303  
—, 1982, *ApJ*, 252, 455  
—, 1996, *AJ*, 111, 109  
Schweizer, F., & Seitzer, P. 1992, *AJ*, 104, 1039  
Shankar, F., Bernardi, M., & Haiman, Z. 2008, *ApJ*, in press, arXiv:0806.3459 [astro-ph], 806  
Shapiro, K. L., et al. 2008, *ApJ*, 682, 231  
Shapley, A. E., Coil, A. L., Ma, C.-P., & Bundy, K. 2005, *ApJ*, 635, 1006  
Shields, G. A., Gebhardt, K., Salviander, S., Wills, B. J., Xie, B., Brotherton, M. S., Yuan, J., & Dietrich, M. 2003, *ApJ*, 583, 124  
Shier, L. M., & Fischer, J. 1998, *ApJ*, 497, 163  
Somerville, R. S., Hopkins, P. F., Cox, T. J., Robertson, B. E., & Hernquist, L. 2008a, *MNRAS*, in press, arXiv:0808.1227 [astro-ph]  
Somerville, R. S., & Kolatt, T. S. 1999, *MNRAS*, 305, 1  
Somerville, R. S., & Primack, J. R. 1999, *MNRAS*, 310, 1087  
Somerville, R. S., Primack, J. R., & Faber, S. M. 2001, *MNRAS*, 320, 504  
Somerville, R. S., et al. 2008b, *ApJ*, 672, 776  
Sommer-Larsen, J., Gelato, S., & Vedel, H. 1999, *ApJ*, 519, 501  
Sommer-Larsen, J., Götz, M., & Portinari, L. 2003, *ApJ*, 596, 47  
Springel, V., & Hernquist, L. 2005, *ApJL*, 622, L9  
Stewart, K. R., Bullock, J. S., Barton, E. J., & Wechsler, R. H. 2008a, *ApJ*, in press, arXiv:0811.1218 [astro-ph]  
Stewart, K. R., Bullock, J. S., Wechsler, R. H., Maller, A. H., & Zentner, A. R. 2008b, *ApJ*, 683, 597  
Tacconi, L. J., Genzel, R., Lutz, D., Rigopoulou, D., Baker, A. J., Iserlohe, C., & Tecza, M. 2002, *ApJ*, 580, 73  
Thacker, R. J., & Couchman, H. M. P. 2000, *ApJ*, 545, 728  
—, 2001, *ApJL*, 555, L17  
Toomre, A. 1977, in *Evolution of Galaxies and Stellar Populations*, ed. B. M. Tinsley & R. B. Larson, 401  
Trujillo, I., Conselice, C. J., Bundy, K., Cooper, M. C., Eisenhardt, P., & Ellis, R. S. 2007, *MNRAS*, 382, 109  
Trujillo, I., & Pohlen, M. 2005, *ApJL*, 630, L17  
van Dokkum, P., et al. 2008, *ApJL*, 677, L5  
van Dokkum, P. G., et al. 2004, *ApJ*, 611, 703  
—, 2006, *ApJL*, 638, L59  
van Stakenburg, L., van der Werf, P. P., Franx, M., Labbé, I., Rudnick, G., & Wuyts, S. 2008, *A&A*, 488, 99  
Walter, F., Carilli, C., Bertoldi, F., Menten, K., Cox, P., Lo, K. Y., Fan, X., & Strauss, M. A. 2004, *ApJL*, 615, L17  
Weil, M. L., Eke, V. R., & Efstathiou, G. 1998, *MNRAS*, 300, 773  
Weiner, B. J., et al. 2006, *ApJ*, 653, 1027  
Weinmann, S. M., van den Bosch, F. C., Yang, X., & Mo, H. J. 2006a, *MNRAS*, 366, 2  
Weinmann, S. M., van den Bosch, F. C., Yang, X., Mo, H. J., Croton, D. J., & Moore, B. 2006b, *MNRAS*, 372, 1161  
Weinzirl, T., Jogee, S., Khochfar, S., Burkert, A., & Kormendy, J. 2008, *ApJ*, in press, arXiv:0807.0040 [astro-ph]  
White, S. D. M., & Rees, M. J. 1978, *MNRAS*, 183, 341  
Wolf, C., et al. 2005, *ApJ*, 630, 771  
Woo, J.-H., Treu, T., Malkan, M. A., & Blandford, R. D. 2006, *ApJ*, 645, 900  
Yang, X., Mo, H. J., Jing, Y. P., & van den Bosch, F. C. 2005, *MNRAS*, 358, 217  
Yang, Y., et al. 2008, *A&A*, 477, 789  
Zheng, X. Z., Hammer, F., Flores, H., Assémat, F., & Rawat, A. 2005, *A&A*, 435, 507  
Zheng, Z., Coil, A. L., & Zehavi, I. 2007, *ApJ*, 667, 760

## APPENDIX A: DETAILS OF THE HOPKINS ET AL. 2008 (H08) MODEL

The full gas fraction-dependent (“new”) model for the efficiency of bulge formation as a function of gas fraction and merger properties, discussed in the text, is derived in detail and compared to a large suite of hydrodynamic merger simulations spanning the relevant parameter space in H08. We refer the reader to that paper for a detailed discussion of the physical motivation for the model and numerical tests. Here, we briefly present the key physically-motivated prescriptions which are shown therein to provide a good fit to the simulation behavior and provide our implementation of the hydrodynamic results in analytic or semi-analytic cosmological models.

Define:  $m_{*,\text{disk}}$  the mass of stars in the disk component and  $m_{*,\text{bulge}}$  the mass of stars in the bulge component, with  $m_* = m_{*,\text{disk}} + m_{*,\text{bulge}}$  the total stellar mass;  $m_{\text{cold}}$  the mass of cold gas in the galaxy (assumed to all reside in the disk). Here,  $m_{\text{bar}} = m_* + m_{\text{cold}}$  is the baryonic mass of the galaxy, and  $r_d$  is the scale length of the disk. The disk gas fraction is then  $f_{\text{gas}} = m_{\text{cold}} / (m_{\text{cold}} + m_{*,\text{disk}})$  and the disk mass fraction is  $f_{\text{disk}} = (m_{\text{cold}} + m_{*,\text{disk}}) / m_{\text{bar}}$ .<sup>8</sup>

The model outlined in § 4.3 of H08 then gives a simple set of formulae to compute the fraction of cold gas in both merger progenitors that will participate in a central starburst (as a consequence of losing its angular momentum), and as a result be removed from the disk and added to the bulge component of the remnant. The mass of gas that participates in the starburst is

$$m_{\text{burst}} \equiv m_{\text{cold}}(< r_{\text{crit}}), \quad (\text{A1})$$

or the mass of cold gas within a critical radius  $r_{\text{crit}}$  where angular momentum loss from the gas disk in the merger is efficient.

H08 derive the following relation for  $r_{\text{crit}}$  (their Equation (7)):

$$\frac{r_{\text{crit}}}{r_d} = \alpha (1 - f_{\text{gas}}) f_{\text{disk}} F(\theta, b) G(\mu) \quad (\text{A2})$$

where

$$F(\theta, b) \equiv \left( \frac{1}{1 + [b/r_d]^2} \right)^{3/2} \frac{1}{1 - \Omega_o/\Omega_d} \quad (\text{A3})$$

contains the dependence on the merger orbit, and

$$G(\mu) \equiv \frac{2\mu}{1 + \mu} \quad (\text{A4})$$

contains the dependence on the merger mass ratio  $\mu \equiv m_2/m_1$ . In Equation A3 above,  $b$  is the distance of pericentric passage on the relevant final passage before coalescence ( $\lesssim$  a couple  $r_d$  for typical cosmological mergers), but H08 show that for systems which will actually merge, as opposed to fly-by encounters, identical results are obtained in the limit  $b \rightarrow 0$ , since the final coalescence — regardless of initial impact parameter — will be largely radial. The quantity  $\Omega_o$  is the orbital frequency at pericentric passage and  $\Omega_d$  is that of the disk;

$$\begin{aligned} \frac{\Omega_o}{\Omega_d} &= \frac{v_{\text{peri}}}{v_c} \frac{r_d}{b} \cos(\theta) \\ &\approx \sqrt{2(1+\mu)} [1 + (b/r_d)^2]^{-3/4} \cos(\theta), \end{aligned} \quad (\text{A5})$$

<sup>8</sup> In simulations, the following descriptions are most robust if these quantities are defined just before the final coalescence/merger where the gas will lose angular momentum and stars will violently relax. Defining them at earlier times means that other quantities such as the star formation efficiency will be important for determining how much gas is actually present at the time of interest (the merger).

where  $\theta$  is the inclination of the orbit relative to the disk. We draw  $\theta$  randomly for each merger assuming disks are isotropically oriented (although this affects primarily the scatter, not the mean relations predicted).

Adopting  $b = 2r_d$ , typical of cosmological mergers, or taking the limit  $b \rightarrow 0$  for final radial infall gives a similar scaling:

$$\alpha F(\theta, b) = \frac{0.5}{1 - 0.42 \sqrt{1 + \mu} \cos(\theta)}. \quad (\text{A6})$$

The parameter  $\alpha$  in Equation (A2) subsumes details of the stellar profile shape and bar/driven distortion dynamics in a merger. The precise value above is obtained from the numerical simulation results in H08, but is also derived analytically therein.

The disks are assumed to follow an exponential profile, so the fraction of the cold gas mass within  $r_{\text{crit}}$  is given by

$$f_{\text{burst}} = \frac{m_{\text{burst}}}{m_{\text{cold}}} = 1 - (1 + r_{\text{crit}}/r_d) \exp(-r_{\text{crit}}/r_d). \quad (\text{A7})$$

Generally, evaluating these quantities with the cold gas and stellar content being the sum of the two merging galaxies is a reasonable approximation to the numerical results (representing the fact that the burst takes place near or shortly after the time of coalescence); it is also straightforward to independently apply the equations above to both primary and secondary at the time of the merger. In practice, it makes little difference (even assuming that the entire gas mass of the secondary is part of the burst is a good approximation for all but the most rare very major mergers with mass ratios close to 1:1).

Following H08 § 4.3.3, we further assume that the mass of the stellar disk in the primary (more massive) galaxy that is transferred to the bulge/spheroidal component from the disk and violently relaxed is

$$m_{\text{disk, destroyed}} = \mu m_{*, \text{ disk}}. \quad (\text{A8})$$

Furthermore, the whole stellar mass of the secondary,  $m_2$ , is also added to the spheroidal remnant. A more detailed accounting of e.g. the efficiency of violent relaxation as a function of radius (see H08, Hopkins et al. 2008g) in the stellar disk suggests that one should further multiply the right-hand side of Equation A8 by a factor  $(1 + \mu^{-0.3})^{-1}$ ; in practice including this weak dependence on  $\mu$  makes no difference.

As described in the text, the gas fraction-independent or “dissipationless” model treats gas in the same way as stars in terms of the efficiency of merger-induced bulge formation. Gas which is assumed to be transferred to the spheroid in the merger is still assumed to lose angular momentum and participate in a central starburst as opposed to being violently relaxed (so the system is not, formally speaking, dissipationless), but the gas mass fraction that does so scales with merger properties in the same manner as the dissipationless violently relaxed stellar fraction. This simply amounts to replacing our more physical model for the gas behavior with the analogue of Equation A8: the gas mass which goes into a starburst in the merger is simply  $m_{\text{burst}} = \mu m_{\text{cold}}$ , independent of gas fraction. Since the behavior of interest is the dependence of bulge formation efficiency on gas fraction, we can instead still choose to adopt Equation A2 for the behavior of the gas, but simply omit the dependence on disk gas fraction (the  $(1 - f_{\text{gas}})$  term), equivalent to assuming that the gas always loses angular momentum as efficiently as in a relatively gas-poor merger (formally simply computing Equation A2 with  $f_{\text{gas}} \rightarrow 0$ , regardless of the actual disk gas fraction). This choice makes no difference in our calculations and comparisons throughout the paper: the dependence on e.g. orbital parameters in Equation A2 only affects the scatter in  $B/T$ , not the mean trends, and the scaling with mass ratio is very similar. The

important difference between the models is entirely contained in the  $(1 - f_{\text{gas}})$  scaling.

We emphasize that there are no free or “tuned” parameters in this model. All of the parameters and values given above are determined in H08 based on physical models and hydrodynamic merger simulations, and are adopted without adjustment in both the empirical and the semi-analytic model.