

Role of spin orbit coupling and electron correlation in the ground state properties of $5d$ electronic states

Kalobaran Maiti*

Department of Condensed Matter Physics and Materials Science,
Tata Institute of Fundamental Research, Homi Bhabha Road, Colaba, Mumbai - 400 005, INDIA
(Dated: June 21, 2024)

Electron correlation strength is predicted to be weak in $5d$ transition metal oxides and hence, various anomalous electronic properties observed in these systems are often attributed to the large spin-orbit interaction strength. Employing first principles approaches, we studied the electronic structure of $\text{Y}_2\text{Ir}_2\text{O}_7$, which is insulating and exhibits ferromagnetic phase below 150 K. The results reveal breakdown of both the above paradigms. The role of spin-orbit interaction is found to be marginal in determining the ground state properties of $\text{Y}_2\text{Ir}_2\text{O}_7$. A large electron correlation strength is required to derive the experimental bulk spectrum that is consistent with the bulk properties.

PACS numbers: 71.70.Ej, 71.27.+a, 71.20.-b

Spin orbit interaction in an atom is the interaction of electronic spin moment with the magnetic field experienced by the moving electron in the electric field of the nucleus. Since the nuclear charge enhances with the increase in atomic number of the elements, the heavier atoms will have larger spin-orbit coupling strength, ζ . On the other hand, the electron-electron Coulomb repulsion strength, U is inversely related to the spatial separation between the electrons. Therefore, U will reduce with the enhancement of the radial extension of the electronic states. Based on these paradigms, various anomalous properties observed in compounds containing heavier elements are often attributed to large ζ .

However, the scenario in solids can be significantly different due to the finite overlap of the electronic states centered at different lattice sites. The electrons can hop among various lattice sites; the electronic states are extended beyond the atomic limit. While the electron correlation leads to localization of the electronic states (essentially an on-site parameter), the hopping interaction strength, t represents the itineracy of the electrons which is manifested in the bandwidth. Therefore, the parameters those determine the electronic ground state are ζ , U and t . In addition to the correlation induced localization effect, the degree of local character of the electronic states in solids also depends on the underlying crystallographic structure (band structure effect). It is thus important to investigate the influence of such structure induced effects on ζ and U . In this letter, we show evidences of the deviation of both the paradigms for heavier elements mentioned above in a pyrochlore, $\text{Y}_2\text{Ir}_2\text{O}_7$.

The compounds in pyrochlore structure, in general, have drawn significant attention in the recent times followed by the discovery of various exotic phenomena such as spin ice behavior [1], superconductivity [2], correlation induced metal insulator transitions [3] *etc.* Among Ir based compounds, $\text{Pr}_2\text{Ir}_2\text{O}_7$ is a metal and shows spin-liquid behavior [4], anomalous Hall effect [5] *etc.* Interestingly, $\text{Y}_2\text{Ir}_2\text{O}_7$ is predicted to be a *Mott insulator*, which

exhibits a weak ferromagnetic transition at around 150 K [6, 7, 8]. A high resolution photoemission study reveals signature of finite density of states at the Fermi level although it is an insulator [9] as also observed in another Ir based compound, BaIrO_3 [10]. U is expected to be small in these compounds, which questions the possibility of Mott insulating phase in these systems [11, 12, 13]. A recent study on another Ir-based compound, Sr_2IrO_4 suggests importance of spin orbit coupling in deriving the insulating ground state despite weak electron correlation strength [14]. Thus, $\text{Y}_2\text{Ir}_2\text{O}_7$ is an unique test case to study the role of spin orbit coupling and electron correlation in deriving unusual ground state properties.

In order to address the issue, we calculated the electronic band structure of $\text{Y}_2\text{Ir}_2\text{O}_7$ using state-of-the-art full potential linearized augmented plane wave method (WIEN2k software)[15] within the local spin density approximations, LSDA. The convergence for different calculations were achieved considering 512 k points within the first Brillouin zone. The error bar for the energy convergence was set to < 0.1 meV per formula unit (fu). In every case, the charge convergence was achieved to be less than 10^{-3} electronic charge. Structural parameters used for these calculations were estimated via Rietveld refinement of the x-ray diffraction pattern [16]. $\text{Y}_2\text{Ir}_2\text{O}_7$ forms in cubic pyrochlore structure with the lattice constant, $a = 10.20$ Å; space group $Fd\bar{3}m$. The atomic positions are; Y: 16d, Ir: 16c, O1: 48f ($x = 0.35461$) and O2: 8b. The muffin-tin radii (R_{MT}) for Y, Ir, O1 and O2 were set to 2.2 a.u., 2.1 a.u., 1.85 a.u. and 1.85 a.u., respectively.

LSDA calculations are widely known to provide good description of the magnetic phase in various $3d$, $4d$ and $5d$ transition metal oxides [13, 17, 18, 19]. However, the energetics in the present case is somewhat different. The ground state energy corresponding to the non-magnetic solutions is about about 3.7 meV/fu lower than that for the spin-polarized calculations. This suggests that simple Stoner like criteria may not be enough to capture the experimentally observed ferromagnetic ground state. The

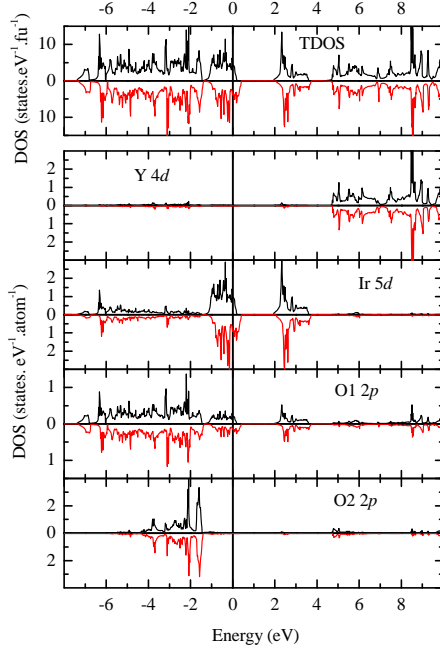


FIG. 1: (Color online) Spin polarized total density of states (TDOS), Y 4d partial density of states (PDOS), Ir 5d PDOS, O1 2p PDOS and O2 2p PDOS obtained from LSDA calculations. The up and down spin density of states are represented by positive and negative y -axis.

magnetic moment centered at Ir and O1 sites are about $0.27 \mu_B$ and $0.04 \mu_B$ respectively. The total moment of $0.9 \mu_B/\text{fu}$ is close to that expected for $S = 1/2$ state of Ir^{4+} . However, this is significantly high considering that no saturation was observed experimentally even at a high field of 12 Tesla [16]. The magnetic moment in the paramagnetic phase was found to be about $0.55 \mu_B$, which is much lower than the calculated value.

In Fig. 1, we show the density of states (DOS) calculated for the ferromagnetic ground state. Y 4d partial DOS (PDOS) appear primarily above 4 eV with negligible contribution below the Fermi level, ϵ_F . There are two groups of features in the occupied part of the total DOS (TDOS). The energy range, -7.5 to -1.5 eV is dominated by O1 2p and O2 2p PDOS with a small contribution from Ir 5d PDOS. O2 2p PDOS appear between -5.0 to -1.5 eV, where a small contribution from Y 4d states are also seen. This suggests existence of finite Y-O2 covalency. O1 2p - Ir 5d bonding states with dominant O1 2p character appear below -4 eV. The antibonding bands having essentially Ir 5d character appear between -1.2 eV to 0.3 eV. TDOS is large at ϵ_F , suggesting a metallic phase. The eigen energies for the up and down spin DOS is found to be similar in every case except Ir 5d states. The exchange splitting estimated by the relative shift of the up and down spin Ir 5d states is about 0.23 eV.

In order to investigate the role of spin-orbit coupling in the electronic structure, we compare the results obtained

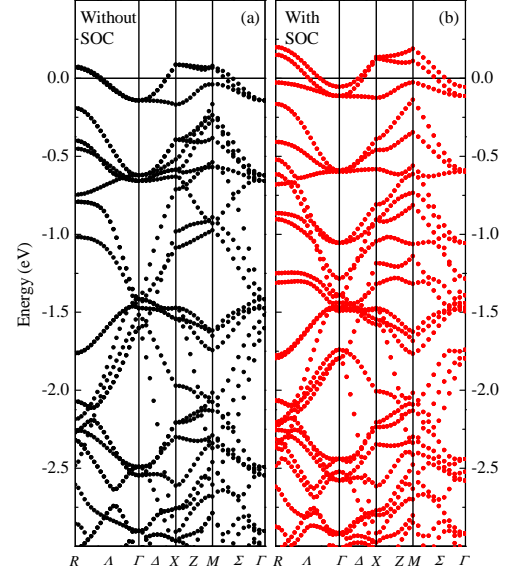


FIG. 2: (Color online) Energy band dispersion for calculations (a) without spin orbit coupling and (b) with spin orbit coupling.

in the presence and absence of spin-orbit coupling. The total energy reduces by about 21.6 eV/fu with the inclusion of the spin-orbit coupling. In the presence of spin-orbit coupling, the total energy corresponding to the ferromagnetic solution is higher by about 34 meV/fu than that for the non-magnetic solution. The magnetic moment centered at various lattice sites reduces significantly when spin-orbit coupling is considered. The moments centered at Ir and O1 sites are $0.044 \mu_B$ and $0.006 \mu_B$. The total moment ($= 0.137 \mu_B/\text{fu}$) is close to the experimental value [16].

The calculated band dispersions are shown in Fig. 2. The energy bands in the vicinity of ϵ_F are significantly narrow although the Ir 5d orbitals have large radial extension. The dispersions become larger at lower energies. Evidently, the degeneracy of the energy bands are lifted due to the inclusion of spin-orbit coupling as expected. In addition, the two bands crossing ϵ_F becomes slightly wider when spin-orbit coupling is considered. In Fig. 3, we show the contributions corresponding to various Ir 5d orbitals. In the absence of spin-orbit coupling, the density of states at ϵ_F are essentially contributed by Ir $5d_{x^2-y^2}$, $5d_{xy}$, $5d_{xz}$, and $5d_{yz}$ electronic states. $5d_{z^2}$ contributions appear in the energy range of -1.2 eV to -0.15 eV. The inclusion of spin-orbit coupling leads to an enhancement of overall width and all the 5d electronic states appear in similar energy range with small enhancement in the bandwidth. The relative shift of the energy bands observed in Fig. 2 is manifested by a dip at ϵ_F .

The above results are not surprising as the band width is essentially determined by the hopping interac-

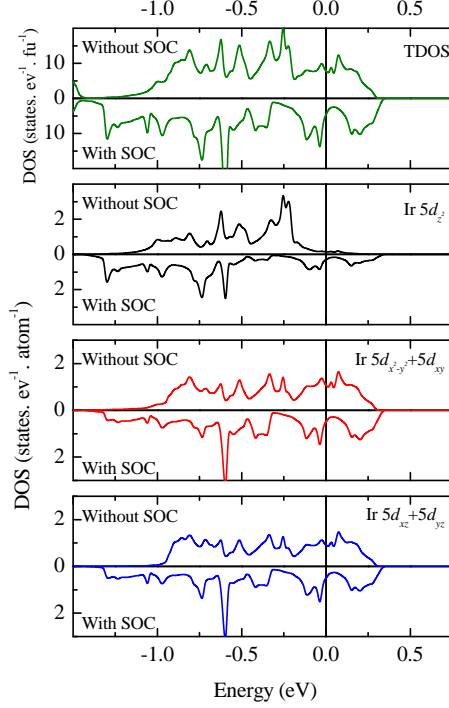


FIG. 3: (Color online) Comparison of the TDOS and Ir 5d density of states obtained from the calculations with and without spin-orbit interactions.

tion strength, t ,

$$t_{ij} = \langle \psi_j | H | \psi_i \rangle$$

where i and j are the site indices. The value of t depends on the hybridization of the electronic states centered at i^{th} and j^{th} sites. On the other hand, spin-orbit coupling energy can be written as $\epsilon(SOC) = \zeta S \cdot L$ (S and L are the spin and orbital moment of the electron). The spin-orbit coupling strength, ζ can be expressed as,

$$\zeta = \frac{2\mu_B}{\hbar m_e c^2} \cdot \frac{1}{r} \frac{\partial V}{\partial r}$$

where, V is the potential energy of electron in the central field of the nucleus. The magnitude of ζ depends on the atomic number and is essentially an on-site parameter. If t is zero, ζ will be close to the atomic value. For finite t , the influence of the core potentials on ζ at a particular site will be reduced. Evidently, ζ will not have significant influence on t unless ζ is very large leading to a large change in energy difference between the Ir 5d and O 2p eigen energies.

The L and S dependence of the energy lifts the degeneracy of the associated energy bands, which plays an important role in determining the influence of electron correlation. This has been addressed by several authors in the past. Solving a D-fold degenerate Hubbard model using the Gutzwiller approximation as well as slave-boson approach, it was observed that the critical value of U

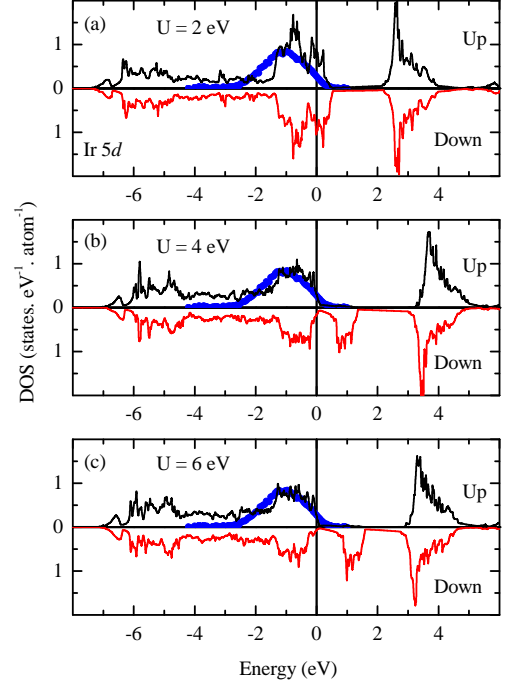


FIG. 4: (Color online) Up and down spin density of states calculated for different values of U . The symbols represent the experimental bulk spectrum at 20 K adapted from Ref. [9].

($= U_c$) required for metal-insulator transition increases monotonically with the band filling, n . U_c is maximum at half filling, where $U_c \sim (D+1)W$ [20]. The calculations based on dynamical mean field theory suggested $U_c = 1.85 \times W$ [21]. Exact calculations at half filling also suggest $U_c = \sqrt{DW}$ [22]. Consideration of inter-band hopping indicated significantly more pronounced dependence of U_c on the degeneracy [23]. It is apparent that the lifting of degeneracy due to spin orbit coupling will push U_c towards smaller values. Thus, the spin-orbit coupling may in turn lead to metal-insulator transition in weakly correlated system.

In the present case, the calculated DOS for different values of U including spin orbit coupling are shown in Fig. 4. The DOS corresponding to the up and down spin channels are shown along regular and reversed y-axis, respectively. No hard gap is observed for U as large as 6 eV. The calculated results reveal many interesting features. Firstly, the near negligible Ir 5d contributions observed below -2 eV energy range in LSDA results (see Fig. 1) becomes more and more significant with the increase in U . This means, the Ir 5d character enhances in the bonding bands and subsequently, relative O 2p character in the antibonding band appearing near ϵ_F enhances. Thus, the Ir 5d-O 2p covalency is significantly influenced by the electron correlation.

Secondly, the up spin feature in the vicinity of ϵ_F (anti-

bonding band having primarily Ir 5d character) gradually moves towards lower energies and have marginal contributions at ϵ_F for $U \geq 4$ eV. Distinct signatures of the coherent feature (delocalized states at ϵ_F representing the resonance feature) and incoherent features (Hubbard bands) are not observed in the up spin channel. The down spin DOS, however, splits to two distinct features representing the Hubbard bands. Again, the signature of the coherent feature at ϵ_F is absent. This is different from that observed in the whole family of various 3d and 4d transition metal oxides [24]. *This indicates a Mott-Hubbard scenario different from other correlated systems.* Since the intensity of the electronic states at ϵ_F is significantly weak, any localization effect due to defects, disorder, etc. can lead to an insulating phase in this system [25].

Interestingly, the gap between the Hubbard bands in the down spin channel is significantly smaller than the band gap in the up spin channel. Thus, the electronic conduction is spin polarized even in the insulating phase. Such *polar insulators* have immense possibilities in technological applications involving spin-polarized conduction such as magnetic sensors, quantum computations etc. The gap between the Hubbard bands increases with the increase in U along with a redistribution of spectral weight among different features.

In order to provide a realistic estimate of U in this system, we have superimposed the bulk spectra observed experimentally at 20 K by symbols in the figure. The calculated results corresponding to $U \geq 4$ eV provide remarkable representation of the experimental results, which is a rare case. These results clearly indicate that the electron correlation is significantly strong among Ir 5d electrons despite the fact that the radial extension of the Ir 5d states is significantly larger than that for 3d and 4d orbitals. Interestingly, this value of U is larger than those estimated for 4d transition metal oxides [26, 27, 28]. Such anomaly may be attributed to the narrow dispersion of the Ir 5d bands leading to significant local character in the corresponding electronic states.

In summary, we have investigated the role of spin-orbit coupling and electron correlation in the anomalous electronic properties of a 5d transition metal oxide, $\text{Y}_2\text{Ir}_2\text{O}_7$. The spin-orbit coupling helps to capture the magnetic moment and lift the degeneracy of the energy bands. Despite such effects, the electron correlation strength required to derive the experimentally observed insulating ground state is found to be significantly large in sharp contrast to the expectations in these systems. We do not observe significant role of spin-orbit coupling in determining the electronic properties of this system. These results clearly indicate the importance of the crystal structure on the electronic interaction parameters and electronic properties.

- [1] S. T. Bramwell and M. J. P. Gingras, *Science* **294**, 1495 (2001).
- [2] M. Hanawa *et al.*, *Phys. Rev. Lett.* **87**, 187001 (2001).
- [3] I. Kézsmárki *et al.*, *Phys. Rev. Lett.* **93**, 266401 (2004).
- [4] S. Nakatsuji *et al.*, *Phys. Rev. Lett.* **96**, 087204 (2006).
- [5] Y. Machida *et al.*, *Phys. Rev. Lett.* **98**, 057203 (2007).
- [6] D. Yanagishima and Y. Maeno, *J. Phys. Soc. Jpn.* **70**, 2880 (2001).
- [7] M. Soda *et al.*, *Physica B* **329-333**, 1071 (2003).
- [8] H. Fukazawa and Y. Maeno, *J. Phys. Soc. Jpn.* **71**, 2578 (2002).
- [9] R. S. Singh, V. R. R. Medicherla, K. Maiti, and E. V. Sampathkumaran, *Phys. Rev. B* **77**, 201102(R) (2008).
- [10] K. Maiti, R.S. Singh, V. R. R. Medicherla, S. Rayaprol, and E.V. Sampathkumaran, *Phys. Rev. Lett.* **95**, 016404 (2005).
- [11] Li-Shing Hsu, G. Y. Guo, J. D. Denlinger, and J. W. Allen, *Phys. Rev. B* **63**, 155105 (2001).
- [12] R. Eguchi *et al.*, *Phys. Rev. B* **66**, 012516 (2002).
- [13] K. Maiti, *Phys. Rev. B* **73**, 115119 (2006).
- [14] B.J. Kim, H. Jin, S.J. Moon, J.-Y. Kim, B.-G. Park, C.S. Leem, J. Yu, T.W. Noh, C. Kim, S.-J. Oh, J.-H. Park, V. Durairaj, G. Cao, and E. Rotenberg, *Phys. Rev. Lett.* **101**, 076402 (2008).
- [15] P. Blaha, K. Schwarz, G. K. H. Madsen, D. Kvasnicka, and J. Luitz, WIEN2K, An Augmented Plane Wave + Local Orbitals Program for Calculating Crystal Properties (Karlheinz Schwarz, Technical Universitt Wien, Austria, 2001), ISBN 3-9501031- 1-2.
- [16] H. Fukazawa and Y. Maeno, *J. Phys. Soc. Jpn.* **71**, 2578 (2002); R.S. Singh, Ph. D. Thesis, Tata Institute of Fundamental Research, 2007.
- [17] David J. Singh, *J. Appl. Phys.* **79**, 4818 (1996).
- [18] K. Maiti, *Phys. Rev. B* **73**, 235110 (2006); K. Maiti, *Phys. Rev. B* **77**, 212407 (2008); A. T. Zayak, X. Huang, J. B. Neaton, and Karin M. Rabe, *Phys. Rev. B* **77**, 214410 (2008).
- [19] D.D. Sarma *et al.*, *Phys. Rev. Lett.* **75**, 1126 (1995).
- [20] J.P. Lu, *Phys. Rev. B* **49**, 5687 (1994); R. Fresard and G. Kotliar, *Phys. Rev. B* **56**, 12909 (1997).
- [21] G. Kotliar and H. Kajueter, *Phys. Rev. B* **54**, 14221(R) (1996); M.J. Rozenberg, *ibid.* **55**, 4855(R) (1997).
- [22] O. Gunnarsson, E. Koch, and R. M. Martin, *Phys. Rev. B* **54**, 11026(R) (1996).
- [23] P. Mahadevan and D. D. Sarma, *Phys. Rev. B* **59**, 1379 (1999).
- [24] A. Georges, G. Kotliar, W. Krauth, and M.J. Rozenberg, *Rev. Mod. Phys.* **68**, 13 (1996); M. Imada, A. Fujimori, and Y. Tokura, *Rev. Mod. Phys.* **70**, 1039 (1998).
- [25] P.A. Lee and T.V. Ramakrishnan, *Rev. Mod. Phys.* **57**, 287 (1985); B.L. Altshuler and A.G. Aronov, *Solid State Commun.* **30**, 115 (1979).
- [26] K. Maiti, R. S. Singh, and V. R. R. Medicherla, *Phys. Rev. B* **76**, 165128 (2007).
- [27] K. Maiti and R.S. Singh, *Phys. Rev. B* **71**, 161102(R) (2005).
- [28] J. M. Rondinelli, N. M. Caffrey, S. Sanvito, and N. A. Spaldin, *Phys. Rev. B* **78**, 155107 (2008).

* Electronic mail: kbmaiti@tifr.res.in