

Measurement of D^* Mesons in Jets from $p + p$ Collisions at $\sqrt{s} = 200$ GeV

B. I. Abelev,⁸ M. M. Aggarwal,³⁰ Z. Ahammed,⁴⁷ B. D. Anderson,¹⁸ D. Arkhipkin,¹² G. S. Averichev,¹¹ J. Balewski,²² O. Barannikova,⁸ L. S. Barnby,² J. Baudot,¹⁶ S. Baumgart,⁵² D. R. Beavis,³ R. Bellwied,⁵⁰ F. Benedosso,²⁷ M. J. Betancourt,²² R. R. Betts,⁸ A. Bhasin,¹⁷ A. K. Bhati,³⁰ H. Bichsel,⁴⁹ J. Bielcik,¹⁰ J. Bielcikova,¹⁰ B. Biritz,⁶ L. C. Bland,³ M. Bombara,² B. E. Bonner,³⁶ M. Botje,²⁷ J. Bouchet,¹⁸ E. Braidot,²⁷ A. V. Brandin,²⁵ E. Bruna,⁵² S. Bueltmann,²⁹ T. P. Burton,² M. Bystersky,¹⁰ X. Z. Cai,⁴⁰ H. Caines,⁵² M. Calderón de la Barca Sánchez,⁵ O. Catu,⁵² D. Cebra,⁵ R. Cendejas,⁶ M. C. Cervantes,⁴² Z. Chajecski,²⁸ P. Chaloupka,¹⁰ S. Chattopadhyay,⁴⁷ H. F. Chen,³⁸ J. H. Chen,¹⁸ J. Y. Chen,⁵¹ J. Cheng,⁴⁴ M. Cherney,⁹ A. Chikanian,⁵² K. E. Choi,³⁴ W. Christie,³ R. F. Clarke,⁴² M. J. M. Coddington,⁴² R. Corliss,²² T. M. Cormier,⁵⁰ M. R. Cosentino,³⁷ J. G. Cramer,⁴⁹ H. J. Crawford,⁴ D. Das,⁵ S. Dash,¹³ M. Daugherty,⁴³ L. C. De Silva,⁵⁰ T. G. Dedovich,¹¹ M. DePhillips,³ A. A. Derevschikov,³² R. Derradi de Souza,⁷ L. Didenko,³ P. Djawotho,⁴² S. M. Dogra,¹⁷ X. Dong,²¹ J. L. Drachenberg,⁴² J. E. Draper,⁵ F. Du,⁵² J. C. Dunlop,³ M. R. Dutta Mazumdar,⁴⁷ W. R. Edwards,²¹ L. G. Efimov,¹¹ E. Elhalhuli,² M. Elnimr,⁵⁰ V. Emelianov,²⁵ J. Engelage,⁴ G. Eppley,³⁶ B. Erasmus,⁴¹ M. Estienne,¹⁶ L. Eun,³¹ P. Fachini,³ R. Fatemi,¹⁹ J. Fedorisin,¹¹ A. Feng,⁵¹ P. Filip,¹² E. Finch,⁵² V. Fine,³ Y. Fisyak,³ C. A. Gagliardi,⁴² L. Gaillard,² D. R. Gangadharan,⁶ M. S. Ganti,⁴⁷ E. J. Garcia-Solis,⁸ Geromitsos,⁴¹ F. Geurts,³⁶ V. Ghazikhanian,⁶ P. Ghosh,⁴⁷ Y. N. Gorbunov,⁹ A. Gordon,³ O. Grebenyuk,²¹ D. Grosnick,⁴⁶ B. Grube,³⁴ S. M. Guertin,⁶ K. S. F. F. Guimaraes,³⁷ A. Gupta,¹⁷ N. Gupta,¹⁷ W. Guryn,³ B. Haag,⁵ T. J. Hallman,³ A. Hamed,⁴² J. W. Harris,⁵² W. He,¹⁵ M. Heinz,⁵² S. Heppelmann,³¹ B. Hippolyte,¹⁶ A. Hirsch,³³ E. Hjort,²¹ A. M. Hoffman,²² G. W. Hoffmann,⁴³ D. J. Hofman,⁸ R. S. Hollis,⁸ H. Z. Huang,⁶ T. J. Humanic,²⁸ G. Igo,⁶ A. Iordanova,⁸ P. Jacobs,²¹ W. W. Jacobs,¹⁵ P. Jakl,¹⁰ C. Jena,¹³ F. Jin,⁴⁰ C. L. Jones,²² P. G. Jones,² J. Joseph,¹⁸ E. G. Judd,⁴ S. Kabana,⁴¹ K. Kajimoto,⁴³ K. Kang,⁴⁴ J. Kapitan,¹⁰ D. Keane,¹⁸ A. Kechechyan,¹¹ D. Kettler,⁴⁹ V. Yu. Khodyrev,³² D. P. Kikola,²¹ J. Kiryluk,²¹ A. Kisiel,²⁸ S. R. Klein,²¹ A. G. Knospe,⁵² A. Kocoloski,²² D. D. Koetke,⁴⁶ M. Kopytine,¹⁸ W. Korsch,¹⁹ L. Kotchenda,²⁵ V. Kouchpil,¹⁰ P. Kravtsov,²⁵ V. I. Kravtsov,³² K. Krueger,¹ M. Krus,¹⁰ C. Kuhn,¹⁶ L. Kumar,³⁰ P. Kurnadi,⁶ M. A. C. Lamont,³ J. M. Landgraf,³ S. LaPointe,⁵⁰ J. Lauret,³ A. Lebedev,³ R. Lednicky,¹² C-H. Lee,³⁴ J. H. Lee,³ W. Leight,²² M. J. LeVine,³ Li,⁵¹ C. Li,³⁸ Y. Li,⁴⁴ G. Lin,⁵² S. J. Lindenbaum,²⁶ M. A. Lisa,²⁸ F. Liu,⁵¹ J. Liu,³⁶ L. Liu,⁵¹ T. Ljubicic,³ W. J. Llope,³⁶ R. S. Longacre,³ W. A. Love,³ Y. Lu,³⁸ T. Ludlam,³ G. L. Ma,⁴⁰ Y. G. Ma,⁴⁰ D. P. Mahapatra,¹³ R. Majka,⁵² O. I. Mall,⁵ L. K. Mangotra,¹⁷ R. Manweiler,⁴⁶ S. Margetis,¹⁸ C. Markert,⁴³ H. S. Matis,²¹ Yu. A. Matulenko,³² T. S. McShane,⁹ A. Meschanin,³² R. Milner,²² N. G. Minaev,³² S. Mioduszewski,⁴² A. Mischke,²⁷ J. Mitchell,³⁶ B. Mohanty,⁴⁷ D. A. Morozov,³² M. G. Munhoz,³⁷ B. K. Nandi,¹⁴ C. Nattrass,⁵² T. K. Nayak,⁴⁷ J. M. Nelson,² P. K. Netrakanti,³³ M. J. Ng,⁴ L. V. Nogach,³² S. B. Nurushev,³² G. Odyniec,²¹ A. Ogawa,³ H. Okada,³ V. Okorokov,²⁵ D. Olson,²¹ M. Pachr,¹⁰ B. S. Page,¹⁵ S. K. Pal,⁴⁷ Y. Pandit,¹⁸ Y. Panebratsev,¹¹ T. Pawlak,⁴⁸ T. Peitzmann,²⁷ V. Perevoztchikov,³ C. Perkins,⁴ W. Peryt,⁴⁸ S. C. Phatak,¹³ M. Planinic,⁵³ J. Pluta,⁴⁸ N. Poljak,⁵³ A. M. Poskanzer,²¹ B. V. K. S. Potukuchi,¹⁷ D. Prindle,⁴⁹ C. Pruneau,⁵⁰ N. K. Pruthi,³⁰ J. Putschke,⁵² R. Raniwala,³⁵ S. Raniwala,³⁵ R. L. Ray,⁴³ R. Redwine,²² R. Reed,⁵ A. Ridiger,²⁵ H. G. Ritter,²¹ J. B. Roberts,³⁶ O. V. Rogachevskiy,¹¹ J. L. Romero,⁵ A. Rose,²¹ C. Roy,⁴¹ L. Ruan,³ M. J. Russcher,²⁷ R. Sahoo,⁴¹ I. Sakrejda,²¹ T. Sakuma,²² S. Salur,²¹ J. Sandweiss,⁵² M. Sarsour,⁴² J. Schambach,⁴³ R. P. Scharenberg,³³ N. Schmitz,²³ J. Seger,⁹ I. Selyuzhenkov,¹⁵ P. Seyboth,²³ A. Shabetai,¹⁶ E. Shabaliev,¹¹ M. Shao,³⁸ M. Sharma,⁵⁰ S. S. Shi,⁵¹ X-H. Shi,⁴⁰ E. P. Sichtermann,²¹ F. Simon,²³ R. N. Singaraju,⁴⁷ M. J. Skoby,³³ N. Smirnov,⁵² R. Snellings,²⁷ P. Sorensen,³ J. Sowinski,¹⁵ H. M. Spinka,¹ B. Srivastava,³³ A. Stadnik,¹¹ T. D. S. Stanislaus,⁴⁶ D. Staszak,⁶ M. Strikhanov,²⁵ B. Stringfellow,³³ A. A. P. Suaide,³⁷ M. C. Suarez,⁸ N. L. Subba,¹⁸ M. Sumner,¹⁰ X. M. Sun,²¹ Y. Sun,³⁸ Z. Sun,²⁰ B. Surrow,²² T. J. M. Symons,²¹ A. Szanto de Toledo,³⁷ J. Takahashi,⁷ A. H. Tang,³ Z. Tang,³⁸ T. Tarnowsky,³³ D. Thein,⁴³ J. H. Thomas,²¹ J. Tian,⁴⁰ A. R. Timmins,² S. Timoshenko,²⁵ D. Tlusty,¹⁰ M. Tokarev,¹¹ T. A. Trainor,⁴⁹ V. N. Tram,²¹ A. L. Trattner,⁴ S. Trentalange,⁶ R. E. Tribble,⁴² O. D. Tsai,⁶ J. Ulery,³³ T. Ullrich,³ D. G. Underwood,¹ G. Van Buren,³ M. van Leeuwen,²⁷ A. M. Vander Molen,²⁴ J. A. Vanfossen, Jr.,¹⁸ R. Varma,¹⁴ G. M. S. Vasconcelos,⁷ I. M. Vasilevski,¹² A. N. Vasiliev,³² F. Videbaek,³ S. E. Vigdor,¹⁵ Y. P. Vijoyi,¹³ S. Vokal,¹¹ S. A. Voloshin,⁵⁰ M. Wada,⁴³ W. T. Waggoner,⁹ M. Walker,²² F. Wang,³³

G. Wang,⁶ J. S. Wang,²⁰ Q. Wang,³³ X. Wang,⁴⁴ X. L. Wang,³⁸ Y. Wang,⁴⁴ G. Webb,¹⁹ J. C. Webb,⁴⁶
 G. D. Westfall,²⁴ C. Whitten Jr.,⁶ H. Wieman,²¹ S. W. Wissink,¹⁵ R. Witt,⁴⁵ Y. Wu,⁵¹ W. Xie,³³
 N. Xu,²¹ Q. H. Xu,³⁹ Y. Xu,³⁸ Z. Xu,³ Yang,²⁰ P. Yepes,³⁶ I-K. Yoo,³⁴ Q. Yue,⁴⁴ M. Zawisza,⁴⁸
 H. Zbroszczyk,⁴⁸ W. Zhan,²⁰ S. Zhang,⁴⁰ W. M. Zhang,¹⁸ X. P. Zhang,²¹ Y. Zhang,²¹ Z. P. Zhang,³⁸
 Y. Zhao,³⁸ C. Zhong,⁴⁰ J. Zhou,³⁶ R. Zoulkarneev,¹² Y. Zoulkarneeva,¹² and J. X. Zuo⁴⁰

(STAR Collaboration)

- ¹Argonne National Laboratory, Argonne, Illinois 60439, USA
²University of Birmingham, Birmingham, United Kingdom
³Brookhaven National Laboratory, Upton, New York 11973, USA
⁴University of California, Berkeley, California 94720, USA
⁵University of California, Davis, California 95616, USA
⁶University of California, Los Angeles, California 90095, USA
⁷Universidade Estadual de Campinas, Sao Paulo, Brazil
⁸University of Illinois at Chicago, Chicago, Illinois 60607, USA
⁹Creighton University, Omaha, Nebraska 68178, USA
¹⁰Nuclear Physics Institute AS CR, 250 68 Řež/Prague, Czech Republic
¹¹Laboratory for High Energy (JINR), Dubna, Russia
¹²Particle Physics Laboratory (JINR), Dubna, Russia
¹³Institute of Physics, Bhubaneswar 751005, India
¹⁴Indian Institute of Technology, Mumbai, India
¹⁵Indiana University, Bloomington, Indiana 47408, USA
¹⁶Institut de Recherches Subatomiques, Strasbourg, France
¹⁷University of Jammu, Jammu 180001, India
¹⁸Kent State University, Kent, Ohio 44242, USA
¹⁹University of Kentucky, Lexington, Kentucky, 40506-0055, USA
²⁰Institute of Modern Physics, Lanzhou, China
²¹Lawrence Berkeley National Laboratory, Berkeley, California 94720, USA
²²Massachusetts Institute of Technology, Cambridge, MA 02139-4307, USA
²³Max-Planck-Institut für Physik, Munich, Germany
²⁴Michigan State University, East Lansing, Michigan 48824, USA
²⁵Moscow Engineering Physics Institute, Moscow Russia
²⁶City College of New York, New York City, New York 10031, USA
²⁷NIKHEF and Utrecht University, Amsterdam, The Netherlands
²⁸Ohio State University, Columbus, Ohio 43210, USA
²⁹Old Dominion University, Norfolk, VA, 23529, USA
³⁰Panjab University, Chandigarh 160014, India
³¹Pennsylvania State University, University Park, Pennsylvania 16802, USA
³²Institute of High Energy Physics, Protvino, Russia
³³Purdue University, West Lafayette, Indiana 47907, USA
³⁴Pusan National University, Pusan, Republic of Korea
³⁵University of Rajasthan, Jaipur 302004, India
³⁶Rice University, Houston, Texas 77251, USA
³⁷Universidade de Sao Paulo, Sao Paulo, Brazil
³⁸University of Science & Technology of China, Hefei 230026, China
³⁹Shandong University, Jinan, Shandong 250100, China
⁴⁰Shanghai Institute of Applied Physics, Shanghai 201800, China
⁴¹SUBATECH, Nantes, France
⁴²Texas A&M University, College Station, Texas 77843, USA
⁴³University of Texas, Austin, Texas 78712, USA
⁴⁴Tsinghua University, Beijing 100084, China
⁴⁵United States Naval Academy, Annapolis, MD 21402, USA
⁴⁶Valparaiso University, Valparaiso, Indiana 46383, USA
⁴⁷Variable Energy Cyclotron Centre, Kolkata 700064, India
⁴⁸Warsaw University of Technology, Warsaw, Poland
⁴⁹University of Washington, Seattle, Washington 98195, USA
⁵⁰Wayne State University, Detroit, Michigan 48201, USA
⁵¹Institute of Particle Physics, CCNU (HZNU), Wuhan 430079, China
⁵²Yale University, New Haven, Connecticut 06520, USA
⁵³University of Zagreb, Zagreb, HR-10002, Croatia

(Dated: June 21, 2024)

We report the measurement of charged D^* mesons in inclusive jets produced in proton-proton collisions at a center of mass energy $\sqrt{s} = 200$ GeV with the STAR experiment at RHIC. For D^* mesons with fractional momenta $0.2 < z < 0.5$ in inclusive jets with 11.5 GeV mean transverse energy, the production rate is found to be $N(D^{*+} + D^{*-})/N(\text{jet}) = 0.015 \pm 0.008(\text{stat}) \pm 0.007(\text{sys})$. This rate is consistent with perturbative QCD evaluation of gluon splitting into a pair of charm quarks and subsequent hadronization.

PACS numbers: 13.85.Ni, 13.87.Fh, 13.25.Ft

Charm and bottom quarks can probe the partonic matter produced in heavy-ion collisions [1] and the nucleon spin structure in polarized proton-proton collisions [2]. Their production mechanism is, therefore, of considerable interest at the Relativistic Heavy Ion Collider (RHIC). Studies of the $D^{*\pm}$ -meson content in jets by the ALEPH, L3 and OPAL Collaborations [3] show that the production from Z^0 decays in $e^+ + e^-$ collisions is dominated by D^* mesons that carry large fractions of the jet momenta, consistent with the jets being produced from primary c (anti-)quarks. The E531 and NOMAD Collaborations observed events with large D^{*+} momentum fractions in neutrino charged-current interactions [4]. In $\bar{p} + p$ collisions at $\sqrt{s} = 630$ GeV and 1.8 TeV, the UA1 and CDF Collaborations have observed $D^{*\pm}$ mesons in jets with transverse energies larger than 40 GeV [5, 6]. Their fractional momenta are found smaller, consistent with a different production mechanism in which the D^* mesons originate from gluon splitting into $c\bar{c}$ pairs ($g \rightarrow c\bar{c}$ in the initial or final parton shower, with neither of the quarks from the $c\bar{c}$ pair participating in the hard QCD interaction) [7]. The multiplicity of such heavy quark pairs in gluon jets is calculable in perturbative QCD (pQCD), and the leading nonperturbative correction is believed to be small [8]. At $\sqrt{s} = 200$ GeV, the RHIC energy, heavy quarks can still be produced via gluon splitting. Perturbative QCD suggests that these contributions are small, and that the majority of the heavy quarks originate from gluon-gluon fusion [9, 10]. These expectations, however, have not until now been confronted with data at RHIC.

In this Rapid Communication we present the first measurement of charged D^* mesons in inclusive jets produced in $p + p$ collisions at a center of mass energy $\sqrt{s} = 200$ GeV at RHIC. The data were recorded in the year 2005 with the Solenoidal Tracker At RHIC (STAR) [11] and amount to an integrated luminosity of 2 pb^{-1} . The main subsystems used in the measurement were the Time Projection Chamber (TPC) and the Barrel Electromagnetic Calorimeter (BEMC), both located in a 0.5 T solenoidal magnetic field. The TPC provided tracking for charged particles with pseudo-rapidities $|\eta| \lesssim 1.3$ for all azimuthal angles ϕ . The BEMC provided triggering and was used to measure pho-

tons and electrons. In 2005 it covered $0 < \eta < 1$ in pseudo-rapidity and 2π in azimuth. Collision events were recorded if they satisfied both a minimum bias trigger condition, defined as a coincidence between Beam-Beam Counters (BBC) on either side of the interaction region, and at least one of several calorimetric trigger conditions. The jet sample in this analysis was obtained with a jet patch (JP) trigger, used also in Ref. [12], that required the sum of transverse energies deposited in one of six $\Delta\eta \times \Delta\phi = 1 \times 1$ patches of BEMC towers to be above a threshold of 6.5 GeV.

The charged D^* candidates were identified through the decay sequence $D^{*+} \rightarrow D^0 \pi_s^+$, $D^0 \rightarrow K^- \pi^+$ and its charge conjugate. The D^* decay has a small Q -value. The D^0 thus carries most of the D^* momentum and the pion from the D^* decay, denoted by π_s , is soft. In the following, we will use D^* to denote $D^{*+} + D^{*-}$, and D^0 to denote $D^0 + \bar{D}^0$ unless specified otherwise. The enhancement in the distribution of the invariant mass difference $\Delta M = M(K^\mp \pi^\pm \pi_s^\pm) - M(K^\mp \pi^\pm)$ is used to determine the D^* yield [13]. The candidate daughter kaons and pions were tracked with the TPC and, where possible, identified using the agreement of the measured and expected ionization energy loss (dE/dx) in the TPC to within two standard deviations. The reconstructed tracks were required to have transverse momenta $p_T > 0.2 \text{ GeV}/c$ and pseudorapidities $|\eta| < 1$. Only those events whose reconstructed primary interaction vertices were on the beam axis within 100 cm from the TPC center were retained. A mass interval $1.82 < M(K^\mp \pi^\pm) < 1.90 \text{ GeV}/c^2$ was used to select D^0 candidates, consistent with the D^0 mass [14] and the experiment invariant mass resolution. About 90% of D^0 signals fall into this mass interval. Combinatorial background was suppressed using the low Q -value of the D^* decay by requiring the ratio, r , of the transverse momenta of the D^0 candidates and the soft pions to be $10 < r < 20$. In addition, the decay angle of the kaon in the $K^\mp \pi^\pm$ rest frame, θ^* , was restricted by requiring $\cos(\theta^*) < 0.8$ to remove near-collinear combinatorial background from jet fragmentation.

Figure 1 (a) shows the spectrum of the invariant mass difference $\Delta M = M(K^\mp \pi^\pm \pi_s^\pm) - M(K^\mp \pi^\pm)$ from the full data set. The “right sign” combinations

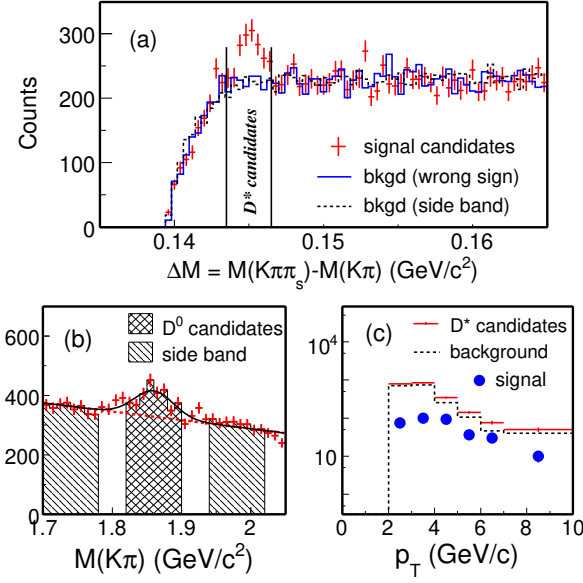


FIG. 1: (a) The observed distribution of the invariant mass difference $\Delta M = M(K^\mp\pi^\pm\pi_s^\pm) - M(K^\mp\pi^\pm)$ in $p + p$ collisions at $\sqrt{s} = 200$ GeV. The crosses show signal and background, and the histograms show two evaluations of the background, discussed in the text. (b) The invariant mass distribution of the $K^\mp\pi^\pm$ pairs for the events with an additional soft pion in the mass region $143.5 < \Delta M < 146.5$ MeV/c². The cross-hatched area depicts the D^0 mass interval used in selecting the D^* candidates and the hatched areas are used in constructing the background. (c) The transverse momentum distribution of the D^* candidates after background subtraction. No corrections were applied for efficiency and acceptance. The lower p_T bound in this spectrum results from kinematic selection criteria applied to the D^* decay daughters.

$K^\mp\pi^\pm\pi_s^\pm$ were used in obtaining the D^* candidates, while the doubly Cabbibo-suppressed “wrong sign” combinations $K^\pm\pi^\mp\pi_s^\pm$ were used as a measure of combinatorial background. The “wrong sign” distribution in Fig. 1 (a) was superimposed directly on the “right sign” distribution, that is, without applying a relative normalization. The hatched sidebands in the $K^\mp\pi^\pm$ -mass spectrum of Fig. 1 (b) were used in an alternative measure of the D^* combinatorial background. In the $K^\mp\pi^\pm$ -spectrum, a subsample of all $K^\mp\pi^\pm$ candidates was chosen by requiring the event to contain an additional soft pion of the right charge sign resulting in $143.5 < \Delta M < 146.5$ MeV/c². This mass range contained about 95% of the D^* signal. The sample of all $K^\mp\pi^\pm$ candidates has considerably larger background and does not show a significant D^0 signal. The crosshatched area underneath the D^0 peak indicates the mass interval used in the reconstruction of D^* candidates. The sideband-based distribution of combinatorial back-

ground was normalized to the D^* signal candidate distribution in the mass region, $150 < \Delta M < 175$ MeV/c², well away from the D^* signal. The combinatorial background distributions from the two methods are in good agreement. The signal above background in Fig. 1 (a) has $\sim 6\sigma$ significance and corresponds to 353 ± 63 D^* counts. The D^{*+} and D^{*-} yields of 184 ± 44 and 169 ± 45 counts are equal to within their statistical uncertainties, as expected at this level of precision [15]. We used the sideband-based background distribution in extracting these yields because of its better precision and the difference with the wrong-sign results in assessing systematic uncertainties of the measurement. Raw p_T distribution is shown in Fig. 1 (c). About 180 ± 45 raw D^* counts were collected with the JP trigger.

Jets were reconstructed using a mid-point cone algorithm [16] which clusters reconstructed TPC tracks and BEMC energy deposited within a cone in η and ϕ of radius $r_{\text{cone}} = 0.4$, as described in Refs. [12, 17]. Events with reconstructed primary interaction vertex positions on the beam axis within 100 cm of the TPC center were kept for further analysis. Jets were required to have $p_T > 8$ GeV/c, $0 < \eta < 1$, and an electro-magnetic fraction of the jet transverse energy within 0.1 and 0.9 to reduce the effects of event pile-up and beam background [12]. A sample of 1.7×10^6 jets that pointed to a triggered jet patch was retained.

Figure 2 shows the distribution of the D^* - candidate azimuthal angle with respect to the reconstructed jet axis. Background was subtracted using the sideband method. The distribution was corrected for the D^* reconstruction efficiency (and acceptance) obtained from PYTHIA-based (v 6.205 [18] ‘CDF TuneA’ settings [19]) Monte Carlo simulations passed through GEANT-based [20] STAR detector response simulation. The same simulation setup has been used in Refs. [12, 17] and provides an adequate description of the inclusive jet data. The determination of the D^* reconstruction efficiency took into account different configurations where some or all of the D^* decay daughters were part of the reconstructed jet and also different intervals for the jet and D^* momenta were taken into account. The indicated uncertainties are the quadratic sum of the statistical uncertainties in the data and in the Monte-Carlo simulation. The solid line is a two-Gaussian fit to the data points. A clear correlation is observed at the near side as expected. The away side correlation is limited by statistics. In the following we will focus on the near side correlation to investigate the charm production in jets.

For near side D^* candidates, the fragmentation variable $z \equiv p_{\parallel}(K^\mp\pi^\pm\pi_s^\pm)/E_{\text{jet}}$ was computed, where $p_{\parallel}(K^\mp\pi^\pm\pi_s^\pm)$ is the $K^\mp\pi^\pm\pi_s^\pm$ momentum

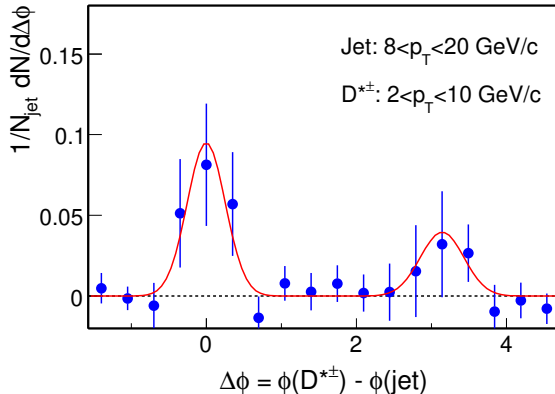


FIG. 2: The distribution of the D^* azimuthal angle with respect to the reconstructed jet axis from $p + p$ JP triggered data. The distribution has been corrected for the D^* reconstruction efficiency. The curve is a two-Gaussian fit to the data points.

projection on the jet axis, and E_{jet} is the jet total energy. The reconstructed jet transverse energy is on average about 20% larger than the generated jet transverse energy, mostly because of the sharply decreasing jet yield with increasing transverse energy and the jet transverse energy resolution. The resolution has been studied by Monte-Carlo simulation and by using transverse momentum balance in a sample of dijet events [12, 17]. The reconstructed jet transverse energy has been corrected and residual effects are accounted for in the systematic uncertainties. The distribution of z , after this correction, is shown in Fig. 3(a). The signal in this spectrum corresponds to 72 ± 25 counts. The uncertainties represented by the bars are statistical and the brackets indicate the contribution caused by combinatorial background subtraction. No corrections were made here for trigger effects and reconstruction efficiency. The average D^* p_T is ~ 3 GeV/c for $0.2 < z < 0.5$, and ~ 6 GeV/c for $z > 0.5$. The average D^* reconstruction efficiency from simulation, shown in Fig. 3 (b), is found to increase with increasing z . The trigger efficiency largely cancels in the measurement of the production ratio $N(D^*)/N(\text{jet})$ of interest here. However, the JP trigger condition preferentially selects jets with large electromagnetic energy. It thus disfavors jets containing the hadronic decay products of the D^* mesons, in particular for high z . The effects of this trigger bias were studied by comparing the simulated jet yields with and without the JP trigger condition. Their ratio is found constant below $z \sim 0.5$ and decreases rapidly for larger z , as expected. The green band in Fig. 3 (a) was obtained by simulating only the direct charm flavor creation processes, $gg \rightarrow c\bar{c}$ and $q\bar{q} \rightarrow c\bar{c}$, in PYTHIA

and passing the results through the STAR detector response simulation. The simulated data were analyzed in the same way as the real data and were normalized using the measured total charm production cross section [21]. Only a small fraction of the generated events containing D^* mesons with $z > 0.5$ satisfies the JP trigger condition. To within the large uncertainties good agreement is found with the D^* data at high z , where the production of charmed hadrons is expected to be dominated by charm quark fragmentation. The excess observed in the data at smaller z can be ascribed to production processes that are not included in the simulation, such as gluon splitting.

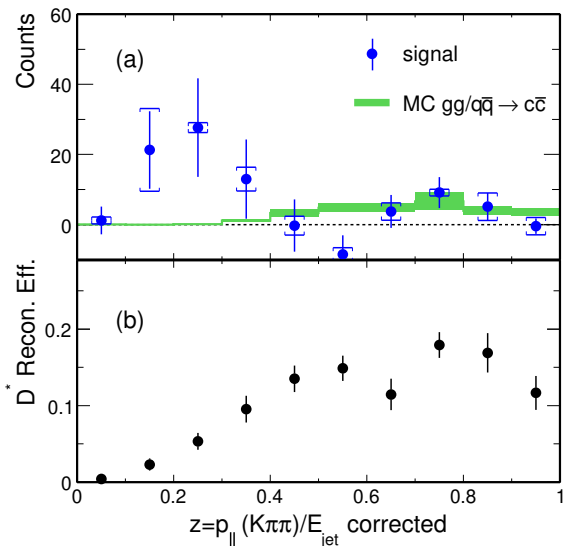


FIG. 3: (a): The distribution of the D^* longitudinal momentum fraction z in jets from JP triggered data. The size of the statistical uncertainties are indicated by the bars and the size of the background-subtraction systematic by the brackets. No corrections were applied for trigger effects and D^* reconstruction efficiency; however, the observed jet momenta and hence z were corrected for the detector response. The data at large z are compared with a Monte Carlo simulation of charm creation through $gg/q\bar{q} \rightarrow c\bar{c}$. (b): The average D^* reconstruction efficiency versus z .

The ratio $N(D^*)/N(\text{jet})$ was determined for the region $0.2 < z < 0.5$. For $z < 0.2$, the D^* reconstruction efficiency is low, and for $z > 0.5$, the JP trigger is strongly biased against jets with D^* mesons that decay into charged hadrons. After correcting for the D^* reconstruction efficiency and the decay branching ratio [14], we obtain $N(D^{*+} + D^{*-})/N(\text{jet}) = 0.015 \pm 0.008(\text{stat}) \pm 0.007(\text{sys})$ for $0.2 < z < 0.5$ and a mean jet transverse energy of $\langle E_T \rangle = 11.5$ GeV. The estimated statistical uncertainty includes the statistical uncertainty in the

simulations. The main contributions to the systematic uncertainty are estimated to originate from the jet definition and selection ($\sim 35\%$), from trigger bias ($\sim 18\%$), from D^* combinatorial background ($\sim 10\%$), and from the D^* reconstruction efficiency ($\sim 10\%$). The uncertainties associated with the jet definition and selection were estimated by varying the accepted primary vertex range, the jet η range, and the criteria used to reduce the effects of event pile-up and beam background. The effects from trigger bias were assessed by Monte-Carlo simulation. The size of the background uncertainty was estimated by comparing the results obtained with the different background subtraction methods. The uncertainty in the D^* reconstruction efficiency was estimated by varying the daughter particle track quality criteria. The contributions were combined in quadrature to obtain the total systematic uncertainty estimate.

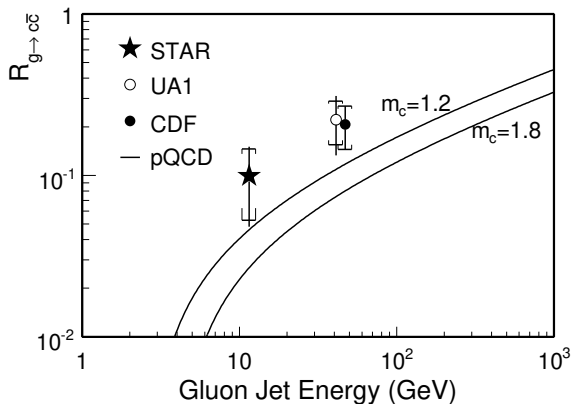


FIG. 4: Gluon splitting rate to charm pairs as a function of the gluon jet energy. Measurements from STAR, UA1 [5] and CDF [6] collaborations are compared with pQCD calculations [8] using the indicated values of the charm quark mass (in GeV/c^2), $\Lambda_{\text{QCD}} = 300 \text{ MeV}$, and a Peterson fragmentation function with $\epsilon_c = 0.06$.

To estimate the rate of gluon splitting into charm pairs, $R_{g \rightarrow c\bar{c}}$, from the ratio $N(D^*)/N(\text{jet})$ one needs to correct for the unmeasured z region, the fraction of charm quarks that fragment into D^* , and the fraction of gluon jets in the sample. The fraction of gluon jets in the data was estimated to be 60% from PYTHIA simulations and from next-to-leading order pQCD evaluation [22]. A 10% uncertainty is included as a systematic contribution in $R_{g \rightarrow c\bar{c}}$. The $c \rightarrow D^{*+}$ and $\bar{c} \rightarrow D^{*-}$ fraction is taken to be $(22.4 \pm 2.8)\%$ [14]. This is smaller than the value of $3/8$ estimated in the earlier publications by UA1 [5] and CDF [6]. By using the leading-order pQCD evaluation of gluon splitting [8], we estimate that the measured ratio $N(D^*)/N(\text{jet})$ for $0.2 < z < 0.5$ cap-

tures $(53 \pm 5)\%$ of $R_{g \rightarrow c\bar{c}}$ at $\langle E_T \rangle = 11.5 \text{ GeV}$ and the dominant part of the remainder resides at smaller z . This percentage was then used to extrapolate over the unmeasured z region. Our result for $R_{g \rightarrow c\bar{c}}$ is shown in Fig. 4, together with the UA1 and CDF measurements [5, 6]. The results are compared to a theoretical evaluation in leading-order pQCD [8]. The expectation is consistent with the data to within the combined experiment statistical and systematic uncertainties. Although the agreement is not strong, the conclusion that $R_{g \rightarrow c\bar{c}}$ is small for energies accessible at RHIC is clearly supported. The use of the PDG estimate for the fraction $c \rightarrow D^{*+}$ [14] for the UA1 and CDF data does not change this conclusion.

The pQCD expectation for $R_{g \rightarrow c\bar{c}}$ [8] can be combined with the STAR measured mid-rapidity jet differential cross section [17], covering jet p_T in the range of 5 to 50 GeV/c , and the gluon jet fraction [22] to estimate the gluon splitting contribution to the charm production cross section. The gluon splitting contribution can in this way be determined for charm p_T in the range of 2 to 10 GeV/c . The result is smaller by an order of magnitude than the pQCD expectation [23] for the total charm differential production cross section at RHIC.

In summary, we report the first measurement on the charm content in jets from $p + p$ collisions at $\sqrt{s} = 200 \text{ GeV}$. The ratio $N(D^{*+} + D^{*-})/N(\text{jet})$ is measured to be $0.015 \pm 0.008(\text{stat}) \pm 0.007(\text{sys})$ for D^* mesons with fractional momenta $0.2 < z < 0.5$ in jets with a mean transverse energy of 11.5 GeV . This is consistent with perturbative QCD evaluation of gluon splitting into a pair of charm quarks and subsequent hadronization into D^* mesons. The associated cross section is smaller than the total charm production cross section at RHIC. We thus infer that the charm content in jets at RHIC energies has a small contribution from gluon splitting and is dominated by jets initiated by charm quarks.

We thank the RHIC Operations Group and RCF at BNL, and the NERSC Center at LBNL and the resources provided by the Open Science Grid consortium for their support. This work was supported in part by the Offices of NP and HEP within the U.S. DOE Office of Science, the U.S. NSF, the Sloan Foundation, the DFG cluster of excellence ‘Origin and Structure of the Universe’, CNRS/IN2P3, RA, RPL, and EMN of France, STFC and EPSRC of the United Kingdom, FAPESP of Brazil, the Russian Ministry of Sci. and Tech., the NNSFC, CAS, MoST, and MoE of China, IRP and GA of the Czech Republic, FOM of the Netherlands, DAE, DST, and CSIR of the Government of India, the Polish State Committee for Scientific Research, and the Korea Research Foundation.

-
- [1] J. Adams *et al.*, Nucl. Phys. A **757**, 102 (2005).
 - [2] G. Bunce *et al.*, Ann. Rev. Nucl. Part. Sci. **50**, 525 (2000).
 - [3] R. Barate *et al.*, Eur. Phys. J. C **16**, 597 (2000); M. Acciarri *et al.*, Phys. Lett. B **476**, 243 (2000); G. Abbiendi *et al.*, Eur. Phys. J. C **13**, 1 (2000).
 - [4] P. Astier *et al.*, Phys. Lett. B **526**, 278 (2002); N. Ushida *et al.*, Phys. Lett. B **206**, 380 (1988).
 - [5] C. Albajar *et al.*, Phys. Lett. B **244**, 566 (1990).
 - [6] F. Abe *et al.*, Phys. Rev. Lett. **64**, 348 (1990).
 - [7] E. Norrbin and T. Sjostrand, Eur. Phys. J. C **17**, 137 (2000).
 - [8] A.H. Mueller and P. Nason, Phys. Lett. B **157**, 226 (1985); M.L. Mangano and P. Nason, Phys. Lett. B **285**, 160 (1992); M.H. Seymour, Z. Phys. C **63**, 99 (1994).
 - [9] P. Nason, S. Dawson and R.K. Ellis, Nucl. Phys. B **303**, 607 (1988); *ibid.* B **327**, 49 (1989), B **335**, 260 (1990).
 - [10] W. Beenakker, H. Kuijf, W.L. van Neerven and J. Smith, Phys. Rev. D **40**, 54 (1989).
 - [11] Special Issue on RHIC and Its Detectors, edited by M. Harrison, T. Ludlam, and S. Ozaki, Nucl. Instr. Meth. A **499**, No. 2-3 (2003).
 - [12] B.I. Abelev *et al.*, Phys. Rev. Lett. **100**, 232003 (2008).
 - [13] S. Nussinov, Phys. Rev. Lett. **35**, 1672 (1975).
 - [14] C. Amsler *et al.*, Phys. Lett. B **667**, 1 (2008).
 - [15] E. Braaten, Y. Jia and T. Mehen, Phys. Rev. Lett. **89**, 122002 (2002) and references therein.
 - [16] G.C. Blazey *et al.*, arXiv:hep-ex/0005012.
 - [17] B.I. Abelev *et al.*, Phys. Rev. Lett. **97**, 252001 (2006).
 - [18] T. Sjostrand *et al.*, Comput. Phys. Commun. **135**, 238 (2001).
 - [19] R.D. Field *et al.*, arXiv: hep-ph/0510198.
 - [20] GEANT 3.21, CERN program library.
 - [21] J. Adams *et al.*, Phys. Rev. Lett. **94**, 062301 (2005).
 - [22] B. Jäger, M. Stratmann, and W. Vogelsang, Phys. Rev. D **70**, 034010 (2004); W. Vogelsang, private communication, 2007.
 - [23] M. Cacciari *et al.*, Phys. Rev. Lett. **95**, 122001 (2005).