

Possible phase-sensitive tests of pairing symmetry in pnictide superconductors

D. Parker¹ and I.I. Mazin¹

¹Naval Research Laboratory, 4555 Overlook Ave. SW, Washington, DC 20375

(Dated: November 7, 2018)

The discovery of the new class of pnictide superconductors has engendered a controversy about their pairing symmetry, with proposals ranging from an extended s-wave or “ s_{\pm} ” symmetry to nodal or nodeless d-wave symmetry to still more exotic order parameters such as p-wave. In this paper, building on the earlier, similar work performed for the cuprates, we propose several phase-sensitive Josephson interferometry experiments, each of which may allow resolution of the issue.

PACS numbers: 74.20.Rp, 76.60.-k, 74.25.Nf, 71.55.-i

Identification of order parameter symmetry is one of the first tasks the condensed matter physics community faces upon discovery of a new superconductor. Historically, as pointed out by Van Harlingen [1], methods of determining order parameter symmetry have fallen into two classes: techniques which are sensitive to the *magnitude* of the order parameter, and techniques which are sensitive to the *phase*. Most of the magnitude sensitive techniques are ultimately concerned with the presence of Fermi surface nodes. Examples include thermodynamic tests such as density-of-states, specific heat, and London penetration depth. The first experimental technique to yield detailed information about the momentum dependence of the order parameter was angle-resolved photoemission spectroscopy (for a review, see Ref. [2]), or ARPES, which demonstrated the substantial momentum anisotropy in the high-temperature cuprate gap function.

None of these tests, however, is a “smoking gun” ultimately capable of unequivocally determining the order parameter structure. For this one also requires a phase-sensitive test, such as the Josephson interferometry [3] or tricrystal junctions [4]. Such tests, as originally proposed by Geshkenbein et al [5], Rice and Sigrist [6], and Leggett [3] provided highly convincing evidence for d-wave superconductivity in the cuprates, effectively ending a controversy of several years, and have been also used to address p-wave superconductivity in Sr_2RuO_4 [7].

We now consider such a test of order parameter symmetry in the pnictide superconductors, which have been extensively investigated since the original discovery by Kamihara early in 2008 [8]. There are now dozens of superconductors in this family, with superconducting transition temperatures T_c as high as 57 K. Bandstructure calculations and ARPES data indicate that these materials contain disjoint Fermi surfaces, as illustrated in Figure 1, with a hole pocket centered around (0,0) and electron pockets at (π, π) and related points.

Despite this effort, the gap symmetry of the pnictides remains unknown. A potential pnictide gap function presently receiving much consideration is the “ s_{\pm} ” state [9], in which the order parameter changes sign from the hole to electron Fermi surfaces, but is roughly constant on each Fermi surface, with no nodes.

To date, there have been three phase-sensitive experiments performed on the pnictides. The first is the observa-

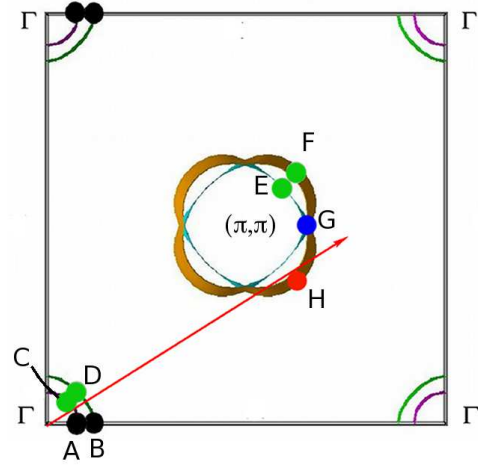


FIG. 1: (Color online) A view of the calculated Fermi surface geometry in a superconducting pnictide $\text{LaFeAsO}_{0.9}\text{F}_{0.1}$, with hole (Γ) and electron pockets (π, π) indicated. For a thick barrier the black circles represent the Fermi surface states which dominate the (100) current, while the green circles represent the states which dominate the (110) current. A possible intermediate angle, where the electron surface may dominate the current, is shown by the arrow. Greek characters represent standard BZ points, while Roman characters refer to the adjacent circles whose wavefunction character is given in Table 1.

tion in inelastic neutron scattering (INS) measurements on $\text{Ba}_{0.6}\text{K}_{0.4}\text{Fe}_2\text{As}_2$ [10] of a resonance peak centered at $\mathbf{Q} = (\pi, \pi)$ that appears below T_c . This effect has been well-studied in connection to the cuprates [11], and in pnictides it had been predicted theoretically for the s_{\pm} states because of the change in order parameter sign [9, 12, 13] over the vector \mathbf{Q} . More recently, an ab-corner junction experiment was performed [14] on $\text{BaFe}_{1.8}\text{Co}_{0.2}\text{As}_2$, which found no evidence for a phase shift between the a and b directions, suggesting that the d-wave symmetry observed in the cuprates is not present in this material. Similarly, Zhang et al [15] fabricated c-axis Josephson junctions between a conventional superconductor and $\text{Ba}_{1-x}\text{K}_x\text{Fe}_2\text{As}_2$ and observed Josephson coupling, suggestive of an s-wave state, but not providing clear evidence for the s_{\pm} state itself.

In this paper we propose direct phase-sensitive tests, based upon Josephson interferometry, that could provide strong evidence for an s_{\pm} state, if existent. The proposal is based on an

adaptation of the famous “corner junction” experiments performed for the cuprates.

We briefly review the theory of corner junctions and their application to the cuprates and Sr_2RuO_4 . In a corner junction, the Josephson current is allowed to flow from two separate faces of a single crystal of unconventional superconductor. A junction usually preferentially samples current oriented along the normal to the interface. By measuring the critical current flow as a function of magnetic field, one can determine the phase difference between the two directions sampled. Such experiments were enormously successful in determining the pairing symmetry in the high-temperature cuprates [3], and have been also applied to Sr_2RuO_4 . [7]

One key to these experiments has been the existence of symmetry constraints dictating a particular phase difference for specific crystallographic directions. In d-wave superconductors, the phase must change by π upon a 90° rotation, while in p-wave materials upon a 180° rotation. For an s_\pm state, as presumed in the pnictides, the situation is more complicated. No combination of tunneling directions would provide the desired phase difference by symmetry. The a and b directions are strictly equivalent. One has to look for two *inequivalent* directions such that one will be quantitatively dominated by hole and the other by electron bands. In the simplest approximation of a specular (infinitely thin) barrier and constant matrix elements this amounts to comparing the number of conductivity channels for each direction, given by the DOS-weighted average of the corresponding Fermi velocity, *e.g.*, $n_z = \langle N(E_F) v_{Fz} \rangle$ [17]. Unfortunately, one realizes right away that in the e-doped compounds transport in all directions (including *c*) is dominated by the e-pocket [9] (cf. Figure 1), and in the hole doped by holes (Figure 4, dark red). Thus, phase-sensitive experiments do not at first appear to be feasible for detecting an s_\pm state in the pnictides.

This is however no longer true for a barrier of an appreciable thickness. While for a specular barrier, all wavevectors from all Fermi surfaces contribute to the current, regardless of tunneling direction, for a thick barrier electrons tunnelling normally to the interface have an exponentially big advantage over those with a finite momentum parallel to the interface, $k_\parallel \neq 0$. For instance, the tunneling probability T_k for a simple vacuum barrier can be expressed as [16]

$$T_k = \frac{4m_0^2 \hbar^2 K^2 v_{LVR}}{\hbar^2 m_0^2 K^2 (v_L + v_R)^2 + (\hbar^2 K^2 + m_0^2 v_L^2)(\hbar^2 K^2 + m_0^2 v_R^2) \sinh^2(dK)}$$

Here m_0 is the electron mass, $v_{L,R}$ are the Fermi velocity projections on the tunneling directions, d is the width of the barrier, and the quasimomentum of the evanescent wavefunction in the barrier, iK , is, from energy conservation,

$$K = \sqrt{k_\parallel^2 + 2(U - E)m_0},$$

where U is the barrier height. The above formula is an immediate asymmetric generalization of the textbook result [18].

Similarly to the known result, this formula does not account for the variation of the tunneling matrix elements due to the symmetry of actual electronic states, which, as discussed later, may be important.

So let us for the moment concentrate on thick barriers. Note that a thick barrier need not have very low transparency: the transparency is defined by both height (which may be low) and thickness, while the filtering properties are defined by the thickness only.

Obviously, for tunneling along the (100) direction the hole transport will fully dominate, as the electron Fermi surfaces will have a huge k_\parallel of approximately π/a , with a the lattice constant, and will be exponentially suppressed. So, for a thick low barrier the (100) Josephson current will be dominated by the hole states, while for the (110) direction both holes and electrons will contribute (all Fermi surfaces will have points with $k_\parallel = 0$, cf. Fig. 1).

However, as is well known in the theory of spin-polarized tunneling, occasionally tunneling from the zone center ($k_\parallel = 0$) is forbidden by symmetry and the current proceeds through “hot spots” with some finite k_\parallel and is correspondingly suppressed [16]. This depends critically upon the character of the wavefunctions on the Fermi surface, for the corresponding k direction. So let us see how the symmetry of the wave function will affect the tunneling matrix elements in pnictides for different directions. Some calculated [19] orbital characters are listed in the Table. First of all, we observe that for the (100) direction two hole bands contribute (points C and D). They have wavefunctions of primarily xy/yz character, with considerable admixture of z^2 and xy states (this is allowed because despite a tetragonal symmetry the $z = 0$ plane is not a mirror plane in the real space). The xz/yz orbitals are odd with respect to $z \rightarrow -z$ reflection, so one can expect tunneling from these orbitals to be suppressed for a thick vacuum (and most other) barriers. Thus the Josephson current for the holes will be mostly controlled by the relative admixture of the z^2 character, and, except for the 100 direction (because the xy orbital is odd with respect to $x \rightarrow -x$), of the xy character. On the other hand, the electron pockets are mostly made up by the xz/yz and $x^2 - y^2$ character. Again due to their parity neither of this orbital can tunnel exactly at direction (110) (because $x^2 - y^2$ is odd with respect to the $x \rightarrow y$ reflection). Thus in both (100) and (110) directions the current will be dominated by holes.

But all is not lost. For an in-plane direction deviating from (110) by an angle α , the tunneling from the hole pocket xz/yz orbitals will still be suppressed, while that from the electron pocket $x^2 - y^2$ orbital will only be weakened by a factor of $\sin^2 2\alpha$. The maximum α at which the electron Fermi surface still crosses the $k_\parallel = 0$ line in the Brillouin zone corresponds to the line $\Gamma\Gamma'$ in Fig. 1; for the 10% e-doping, as shown in the Figure, the $\alpha_{\max} \approx 15^\circ$, $\sin^2(2\alpha_{\max}) \approx 1/4$. Of course, exactly at α_{\max} the Fermi velocity has zero normal component so that the optimal α is close to α_{\max} but smaller. A back-of-the-envelope estimate tells us that the optimal α is about $(3/4)\alpha_{\max}$ and that the Fermi velocity factor for that α sup-

TABLE I: First-principles orbital band character from Fig. 1

Wavefunction Character							
Point	A	B	C	D	E	F	G
xz/yz	0.879	0.717	1.0	0.724	0.921	0.003	0.869
$x^2 - y^2$	0.0	0.0	0.0	0.0	0.079	0.997	0.130
z^2	0.121	0.0	0.0	0.069	0.0	0.0	0.001
xy	0.0	0.282	0.0	0.207	0.0	0.0	0.0

presses the current by a factor of two, roughly. The total factor is $(v_{\perp}/v) \sin^2(2\alpha_{opt}) \approx 0.1$. From the Table, we can estimate the corresponding factor for tunneling from the hole bands to be 0.2-0.3 (adding up the xy and the z^2 and accounting for the angular dependence). However, the Fermi velocity (from the first principles calculations) is greater near the electron-surface H point than the hole-surface D point by a factor of approximately 2.5, so the overall factors are roughly equal.

According to this rough estimate, the holes and electrons contribute equally to the near-(110) current, making problematic the observation of a Josephson π -contact pair. However, one should remember that all estimates above are very crude, order of magnitude estimates that neglect a number of factors, such as the possibility of a larger superconducting gap for the electron Fermi surface or, most importantly, detailed (unknown) characteristics of the contact. We conclude that there is still some chance of observing a π phase shift in this experiment, and this geometry is still worth pursuing. Importantly, we can say that the optimal angle between two interfaces should be $\sim 30 - 35^\circ$. In addition, a more strongly electron-doped pnictide would tend to enlarge both the electron/hole Fermi velocity ratio and angle α_{max} , increasing the chance of the electron Fermi surface dominating the near-(110) current.

Fortunately, one can think of some more promising designs. Indeed, let us consider a corner-junction experiment where the (100) junction is a thick-barrier contact (which as we just discussed, is dominated by the h-pockets), and the second contact is a (010) or a (001) *specular*-barrier junction. As discussed in the beginning, either of these last contacts in an electron-doped material will be dominated by the e-pockets, thus providing the desired π shift. A possible geometry is illustrated in Figure 2, if the s_{\pm} state is present.

The basic point here is that, unlike in the cuprates and Sr_2RuO_4 , directional selection is not sufficient to select the appropriate region of Fermi surface to sample to uncover a π phase shift. One must use additional selection means, in this case given by the use of different barrier characteristics in different directions.

Regarding the width and height of the non-specular potential barrier, the key consideration is that the electron FS be suppressed greatly without a comparable suppression of the hole FS. For a moderate barrier height $U - E = 0.25$ eV (which would require a barrier made out of a small-gap semiconductor, $E_g \sim 0.5$ eV) a barrier of width 20 Å would

only suppress the hole-like Fermi surface by roughly a factor of 9 ($\sinh^2 1.8$), while suppressing the electron Fermi surface by a factor of $\sinh^2 20 \sim 10^{16}$. The calculated hole-like surface suppression factor neglects the effect of a small but finite range in k_{\parallel} for this Fermi surface, whose inclusion could result in a somewhat larger suppression. We also implicitly assume a substantially electron-doped pnictide, so that specular transport is governed uniquely by the electron Fermi surface.

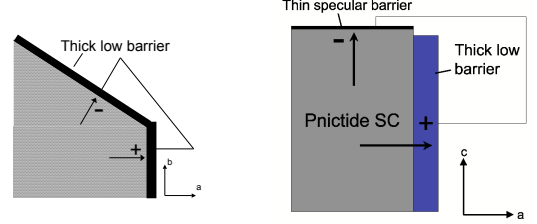


FIG. 2: A schematic view of tunneling geometry for two possible experiments: left, a (100)-near-(110) orientation, right, an ac orientation with specular and thick barriers as indicated.

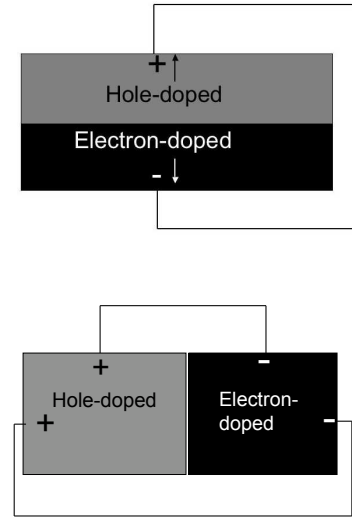


FIG. 3: A schematic view of the tunneling geometry for the proposed bicrystal experiments. Top: a c-axis orientation; bottom, an ab-plane orientation with two possible lead orientations.

A possible disadvantage of the proposed experiment is that it requires a rather fine control over the interface properties. However, there is yet another possibility of designing a two-junction experiment with a π shift. This requires, however, a *bicrystal* as shown in Fig. 3. We propose to grow epitaxially a bicrystal of a hole-doped ($\text{Ba}_{1-x}\text{K}_x\text{Fe}_2\text{As}_2$) and an electron-doped ($\text{BaFe}_{2(1-x)}\text{Co}_{2x}\text{As}_2$) materials. As discussed above, the doping enhances the size and Fermi velocity of the respective Fermi surfaces, and the conductance is dominated by the hole or electron Fermi surface, correspondingly. The only remaining problem is to ensure the proper phase coherence, that

is, that the holes in both crystals have the same phase, and the electrons the same, but opposite to that of the holes.

In case of an epitaxial (coherent) interface the parallel wave vector, k_{\parallel} , is conserved through the interface, and the way to ensure that the h-h and e-e currents are much larger than the e-h and h-e current is to ensure that the overlap of the FS projections onto the interface plane is maximal for the e-e and h-h overlaps, as opposed to the e-h overlap. Obviously, this condition is satisfied in a bicrystal with a (100) interface – there is no e-h overlap at all, and the e-e and h-h overlaps are nearly maximal possible. Unfortunately, growing an epitaxial (100) interface may be very difficult.

On the other hand, growing a (001), or “c-axis” interface is much more natural. Let us consider the FS overlaps in this case. Figure 4 plots the projections of the calculated[19] Fermi surfaces of $\text{BaFe}_{1.6}\text{Co}_{0.4}\text{As}_2$ (dark red) and $\text{Ba}_{0.6}\text{K}_{0.4}\text{Fe}_2\text{As}_2$ (light green). In this figure the three dimensional Fermi surfaces have been telescoped onto the basal plane, so that what one sees is the extent of the Fermi surface in the planar direction across all wavevectors. The doping levels of $\pm 20\%$ were chosen because this is the “critical” spread at which the direct overlap of the e-FSs nearly disappears. At any smaller spread there is either direct e-e overlap or both e-e and h-h overlaps. Obviously, there is no e-h overlap and e-h transport requires substantial nonconservation of the parallel momentum.




FIG. 4: (Color online) A first-principles calculation of the ab-plane projected three dimensional Fermi surfaces of $\text{Ba}_{0.6}\text{K}_{0.4}\text{Fe}_2\text{As}_2$ (green/gray) and $\text{BaFe}_{1.6}\text{Co}_{0.4}\text{As}_2$ (red/black).

In conclusion, we have proposed several phase-sensitive Josephson tests of the ostensible s_{\pm} order parameter symmetry

in the superconducting pnictides. The first design involves ab-plane corner junctions with angles smaller than 90° , the second either ab or ac 90° junctions, prepared in such a way that one junction barrier is thin (specular) and the other thick, and the third, probably the most promising one, uses epitaxially grown hole- and electron-doped bicrystals in a “sandwich” orientation. We await the results of such Josephson tunneling experiments with great interest.

It must be pointed out that there are several unknowns complicating observation of the interferometric effect proposed. As opposed to d- or p-wave pairing, the π shift here is not a qualitative, symmetry determined effect, but a quantitative one, based upon favorable relations for tunneling probabilities for different bands. While we have taken into account some major factors, accurate calculations of the said probabilities are not possible. Interface properties may greatly affect them.

For these reasons the arguments given above should be considered in the following light: if a π phase shift between the electron and hole Fermi surfaces is observed in any of the proposed geometries, this would be extremely strong evidence for an s_{\pm} state; unfortunately, the lack of observation of such a shift in any given experiment cannot be taken as similarly strong evidence against such a state.

We would like to acknowledge valuable discussions with R. Greene, I. Takeuchi, and X. Zhang, particularly for suggesting the “sandwich” geometry.

-
- [1] D.J. van Harlingen, Rev. Mod. Phys. **67**, 515 (1995).
 - [2] A. Damascelli, Z. Hussain, and Z.X. Shen, Rev. Mod. Phys. **75**, 473 (2003).
 - [3] D.A. Wollman, D.J. van Harlingen, W.C. Lee, D.M. Ginsberg, and A.J. Leggett, Phys. Rev. Lett. **71**, 2134 (1994).
 - [4] C.C. Tsuei et al, Phys. Rev. Lett. **73**, 593 (1994).
 - [5] V.B. Geshkenbein, A.I. Larkin and A. Barone, Phys. Rev. B **36**, 235 (1987).
 - [6] M. Sigrist and T.M. Rice, J. Phys. Soc. Jpn. **61**, 4283 (1992).
 - [7] K.D. Nelson et al., Science **306**, 1142 (2004).
 - [8] Y. Kamihara et al, J. Am. Chem. Soc. **130**, 3296 (2008).
 - [9] I.I. Mazin, D.J. Singh, M.D. Johannes and M.H. Du, Phys. Rev. Lett. **101**, 057003 (2008).
 - [10] A.D. Christianson et al, arXiv:0807.3932.
 - [11] E. Demler, W. Hanke and S.C. Zhang, Rev. Mod. Phys. **76**, 909 (2004).
 - [12] M. M. Korshunov and I. Eremin, Phys. Rev. B **78**, 140509(R), (2008).
 - [13] T.A. Maier and D.J. Scalapino, Phys. Rev. B **78**, 020514 (2008).
 - [14] Y.-R. Zhou et al, arXiv:0812.3295.
 - [15] X. Zhang et al, arXiv:0812.3605.
 - [16] I.I. Mazin, Europhys. Lett. **55**, 404 (2001).
 - [17] I.I. Mazin, Phys. Rev. Lett. **83**, 1427 (1999).
 - [18] L.D. Landau and E.M. Lifshits, *Quantum Mechanics*, (Pergamon Press, Oxford, New York), 1977, section 2.3, Eq. 25.
 - [19] We used the linear augmented plane wave method (LAPW) in the virtual crystal approximation, as discussed in Ref. [9].