

An analysis of electron distributions in galaxy clusters by means of the flux ratio of iron lines FeXXV and XXVI

D. A. Prokhorov^{1,2}, F. Durret¹, V. Dogiel³ and S. Colafrancesco^{4,5,6}

¹ Institut d'Astrophysique de Paris, CNRS, UMR 7095, Université Pierre et Marie Curie, 98bis Bd Arago, F-75014 Paris, France

² Moscow Institute of Physics and Technology, Institutskii lane, 141700 Moscow Region, Dolgoprudnii, Russia

³ Lebedev Physical Institute, 117924 Moscow, Russia

⁴ ASI Science Data Center, ASDC c/o ESRIN, via G. Galilei 00044 Frascati, Italy.

⁵ ASI, Viale Liegi 26, Roma, Italy

⁶ INAF - Osservatorio Astronomico di Roma, via Frascati 33, I-00040 Monteporzio, Italy.

Accepted . Received ; Draft printed: December 29, 2013

ABSTRACT

Aims. The interpretation of hard X-ray emission from galaxy clusters is still ambiguous and different models proposed can be probed using various observational methods. Here we explore a new method based on Fe line observations.

Methods. Spectral line emissivities have usually been calculated for a Maxwellian electron distribution. In this paper a generalized approach to calculate the iron line flux for a modified Maxwellian distribution is considered.

Results. We have calculated the flux ratio of iron lines for the various possible populations of electrons that have been proposed to account for measurements of hard X-ray excess emission from the clusters A2199 and Coma. We found that the influence of the suprathermal electron population on the flux ratio is more prominent in low temperature clusters (as Abell 2199) than in high temperature clusters (as Coma).

Key words. Galaxies: clusters: general; Atomic processes; Radiation mechanisms: non-thermal

1. Introduction

Observations with BeppoSAX have detected hard X-ray tails in the X-ray spectra of some clusters as the Coma cluster (Fusco-Femiano et al. 1999) and Abell 2199 (Kaastra et al. 1998, Kaastra et al. 1999). These tails, which have been fit by power-law spectra, are in excess to the thermal bremsstrahlung X-ray emission from the hot intracluster medium (ICM). The evidence and the nature of hard tails in these and other clusters is discussed in the recent review by Rephaeli et al. (2008). The hard X-ray fluxes from galaxy clusters are usually interpreted either as due to inverse Compton scattering (ICS) of relativistic electrons on relic photons (Sarazin & Lieu 1998) or as bremsstrahlung emission from nonthermal subrelativistic electrons (see e.g. Sarazin & Kempner 2000) or from thermal electrons with a Maxwellian spectrum distorted by the particle acceleration mechanism (Dogiel 2000, Dogiel et al. 2007).

The more traditional interpretation based on the ICS emission from a relativistic electron population faces a serious problem. The combination of hard X-ray and radio observations of the Coma cluster within the ICS model strongly indicates a very low magnetic field, $B \sim 0.1 \mu\text{G}$, much lower than the values derived from Faraday rotation measurements (see e.g. Clarke et al. 2001). The situation in Abell 2199 is more extreme because no extended diffuse radio emission is detected from this cluster. The discovery of the hard X-ray emission of the cluster A2199 implies a very weak ICM magnetic field of $\lesssim 0.07 \mu\text{G}$ if the hard X-ray emission is ICS (Kempner & Sarazin 2000).

Bremsstrahlung radiation from suprathermal electrons with energies higher than 10 keV (nonthermal electrons or thermal

electrons with a distorted Maxwellian spectrum) may explain the hard X-ray excess emission observed in the Coma cluster and Abell 2199 (e.g. Sarazin & Kempner 2000, Dogiel 2000). This is an alternative to the traditional but problematic inverse Compton scattering interpretation. Such subrelativistic electrons would form a particle population in excess over the thermal gas. A possible explanation for this population would be that they are particles being accelerated to higher energies, either by intracluster shocks or by turbulence in the ICM (e.g. Dogiel 2000).

The best way to resolve the question of whether the observed hard X-rays are due to ICS or are evidence for a modified thermal distribution in clusters is to probe directly such a distribution.

The Sunyaev-Zel'dovich (SZ) effect signal, the spectrum of which depends on the electron distribution function in clusters of galaxies, can be used to discriminate among different interpretations of the X-ray excess (Colafrancesco 2007, Dogiel et al. 2007). The study of the influence of suprathermal electrons on the SZ effect was done for the Coma and Abell 2199 clusters by Blasi et al. (2000) and Shimon & Rephaeli (2002). However, realistic models of suprathermal electrons in Coma and Abell 2199 predict a spectral distortion of the cosmic microwave background radiation due to these electrons that is only a small fraction of the corresponding SZ effect due to the hot intracluster gas (see e.g. Shimon & Rephaeli 2002, Dogiel et al. 2007). Therefore the observation of the impact of suprathermal electrons on the cosmic microwave background will be challenging from the experimental side (see Dogiel et al. 2007).

In this paper we consider a new probe to discriminate among different interpretations of the X-ray excess, namely the flux ratio of the emission lines due to FeK α transitions: FeXXV (helium-like) and FeXXVI (hydrogen-like). This flux ratio is

very sensitive to the population of electrons with energies higher than the ionization potential of a FeXXV ion (which is ≈ 8.8 keV) and is a promising tool to reveal the presence of suprathermal electrons in galaxy clusters.

A generalized approach to calculate the iron line fluxes is considered in Sect. 2. The flux ratio of the emission lines due to the FeK α transitions is calculated for the modified thermal distributions in the clusters Abell 2199 and Coma in Sect. 3. The possibility to separate the thermal and non-thermal components by using the shape of the bremsstrahlung continuum spectrum is discussed in Sect. 4. We draw our conclusions in the final Sect. 5.

2. The flux ratio of the FeXXV and XXVI iron lines.

Since the fluxes of the FeXXV and FeXXVI lines have the same dependence on the metal abundance, as well as on the emission measure, their ratio is independent of these parameters. This iron line ratio can be used to determine the temperature of the intra-cluster gas (e.g. Nevalainen et al. 2003). In this section we propose a generalized approach to calculate the iron line flux ratio for modified Maxwellian electron distributions.

2.1. Ionization and recombination rates.

The ionization rates, recombination rates and emissivity in a spectral line have usually been calculated for a Maxwellian electron distribution (e.g. Arnaud & Raymond 1992). However, in many low-density astrophysical plasmas, the electron distribution may differ from a Maxwellian distribution. The influence of the shape of the electron distribution on the ionization and recombination rates in various physical conditions was examined by Porquet et al. (2001).

A Maxwellian distribution is generally considered for the electron distribution in galaxy clusters. Modified Maxwellian electron distributions expected in galaxy clusters with a hard X-ray excess seem to be reasonably described by a Maxwellian distribution at low energy and by a power-law distribution at higher energy (e.g. Sarazin & Kempner 2000).

It is convenient to express the electron distribution in term of the reduced energy $x = E/kT$:

$$dn_e(x) = n_e f(x) dx, \quad (1)$$

where n_e is the electronic density and k is the Boltzmann constant.

Let us consider a collisional process with cross section $\sigma(E)$, varying with the energy E of the incident electron. The corresponding rate coefficient Γ ($\text{cm}^3 \text{s}^{-1}$) either for a Maxwellian distribution or a modified thermal distribution, $f(x)$, is obtained by averaging the product of the cross section by the electron velocity over the electron distribution function:

$$\Gamma = \left(\frac{2kT}{m_e} \right)^{1/2} \int_{x_{\text{thr}}}^{\infty} x^{1/2} \sigma(xkT) f(x) dx \quad (2)$$

where m_e is the electron mass, $x_{\text{thr}} = E_{\text{thr}}/(kT)$, E_{thr} corresponds to the threshold energy of the considered process.

For recombination processes, no threshold energy is involved and $x_{\text{thr}} = 0$. The rates are noted C_I , α_{RR} and α_{DR} for the ionization, radiative and dielectronic recombination processes respectively, for a Maxwellian electron distribution.

In equilibrium, the ionic fractions do not depend on the electron density and the ionic fraction ratio $\xi_{\text{FeXXV}}/\xi_{\text{FeXXVI}}$ of two

adjacent stages FeXXV and FeXXVI for a Maxwellian distribution can be expressed by:

$$\left(\frac{\xi_{\text{FeXXV}}}{\xi_{\text{FeXXVI}}} \right)_M = \frac{\alpha_{\text{R}}(\text{FeXXVI})}{C_I(\text{FeXXV})} \quad (3)$$

where $C_I(\text{FeXXV})$ and $\alpha_{\text{R}}(\text{FeXXVI})$ are the ionization and total recombination rates of ions FeXXV and FeXXVI respectively.

For the direct ionization cross section of FeXXV we use the parametric formula as in Arnaud & Rothenflug (1985):

$$\sigma_{\text{DI}}(E) = \sum_j \frac{A_j U_j + B_j U_j^2 + C_j \ln(u_j) + D_j \ln(u_j)/u_j}{u_j I_j^2} \quad (4)$$

with $u = E/I_j$, $U_j = 1 - 1/u_j$, E is the incident electron energy, I_j is the collisional ionization potential for the level j considered.

The sum is performed over the subshells j of the ionized ion, for the ion FeXXV the 1s subshell is considered (Arnaud & Raymond 1992). The parameters A , B , C , D (in units of $10^{-14} \text{ cm}^2 \text{ eV}^2$) and I (in eV) are taken from Arnaud & Raymond (1992).

The autoionization process of the FeXXV ion can be neglected (Arnaud & Raymond 1992).

The ratio of the ionization rate in a modified Maxwellian distribution over that in a Maxwellian distribution is:

$$\beta_I = \frac{\int_{x_{\text{thr}}}^{\infty} x^{1/2} \sigma_{\text{DI}}(xkT) f_{\text{MM}}(x) dx}{\int_{x_{\text{thr}}}^{\infty} x^{1/2} \sigma_{\text{DI}}(xkT) f_{\text{M}}(x) dx} \quad (5)$$

where $f_{\text{MM}}(x)$ is the modified Maxwellian distribution, $f_{\text{M}}(x)$ is the Maxwellian distribution, σ_{DI} is the direct ionization cross section of the ion FeXXV. The ionization rate is very sensitive to the fraction of electrons above the threshold energy.

Recombination of a free electron can proceed either through a radiative free-bound transition ($\text{FeXXVI} + e^- \rightarrow \text{FeXXV} + h\nu$) or by a radiationless dielectronic recombination.

The radiative recombination rates are less affected by a modified thermal distribution than the ionization rates, since the cross section for recombination decreases with energy and there is no threshold. To estimate the radiative recombination rate ratio, we follow the method used by Owocki & Scudder (1983) and Porquet et al. (2001). The ratio of the radiative recombination rate in a modified Maxwellian distribution over that in a Maxwellian distribution is:

$$\beta_{\text{RR}} = \frac{\int_0^{\infty} x^{-\eta} f_{\text{MM}}(x) dx}{\int_0^{\infty} x^{-\eta} f_{\text{M}}(x) dx}. \quad (6)$$

Following the method of Porquet et al. (2001) we use the value $\eta = 0.8$ for an iron ion corresponding to the mean value $\langle \eta \rangle$ reported in Arnaud & Rothenflug (1985).

The dielectronic recombination is a resonant process involving bound states at discrete energies E_i and can be computed by summing the contribution of many such bound states. Following the method used by Owocki & Scudder (1983), we assume that the corresponding dielectronic recombination cross section can be approximated by:

$$\sigma_{\text{DR}}(E) = \sum_i D_i \delta(E - E_i) \quad (7)$$

where D_i are the dielectronic recombination coefficients.

The ratio of the dielectronic recombination rate in a modified Maxwellian distribution over that in a Maxwellian distribution is:

$$\beta_{\text{DR}} = \frac{\int_0^\infty x^{1/2} \sigma_{\text{DR}}(xkT) f_{\text{MM}}(x) dx}{\int_0^\infty x^{1/2} \sigma_{\text{DR}}(xkT) f_{\text{M}}(x) dx}. \quad (8)$$

For the ion FeXXVI there is one bound state with the energy $E_1 = 5.3$ keV. If the break energy up to which the electron distribution is Maxwellian is higher than this bound state energy then the dielectronic recombination rate is not influenced by the suprathermal electrons.

Thus the ionic fraction ratio $\xi_{\text{FeXXV}}/\xi_{\text{FeXXVI}}$ of two adjacent stages FeXXV and FeXXVI for a modified Maxwellian distribution can be written as:

$$\left(\frac{\xi_{\text{FeXXV}}}{\xi_{\text{FeXXVI}}} \right)_{\text{MM}} = \frac{\beta_{\text{RR}} \alpha_{\text{RR}}(\text{FeXXVI}) + \beta_{\text{DR}} \alpha_{\text{DR}}(\text{FeXXVI})}{\beta_1 C_1(\text{FeXXV})}. \quad (9)$$

2.2. Excitation rates and iron line flux ratio.

In the coronal model (see e.g. Mewe 1999), the line spectrum is dominated by radiative decay following electron impact excitation, plus a smaller contribution of recombination lines. We assume here that all iron ions that are to be excited are in the ground state (see e.g. Mewe & Gronenschild 1981). Considering only the dominant process of collisional excitation (Tatischeff 2003), the volume emissivity $P_{\text{Fe}^{+i}}^{ab}$ (in units of photons $\text{cm}^{-3} \text{s}^{-1}$) of a particular line transition $a \rightarrow b$ in an ion Fe^{+i} can be written as

$$P^{ab}(\text{Fe}^{+i}) = n_e n_H a_{\text{Fe}} \xi_{\text{Fe}^{+i}} S_{\text{Fe}^{+i}}^{ga} B_{ab}, \quad (10)$$

where n_H is the H ionic number density (cm^{-3}), a_{Fe} is the abundance of iron relative to hydrogen, $\xi_{\text{Fe}^{+i}}$ is the ionic fraction of ion Fe^{+i} , $S_{\text{Fe}^{+i}}^{ga}$ is the rate for electron impact excitation of an ion Fe^{+i} from its ground state to its excited state a , and B_{ab} is the radiative branching ratio of the transition $a \rightarrow b$ among all possible transitions from the level a .

The excitation rates $S_{\text{Fe}^{+i}}^{ga}[f(x)]$ are functionals which are calculated by averaging the product of the corresponding cross section and electron velocity over electron distribution functions $f(x)$:

$$S_{\text{Fe}^{+i}}^{ga}[f(x)] = \left(\frac{2kT}{m_e} \right)^{1/2} \int_{x_{\text{thr,ex}}}^\infty x^{1/2} \sigma_{\text{ex}}^{\text{Fe}^{+i}}(xkT) f(x) dx, \quad (11)$$

where $\sigma_{\text{ex}}^{\text{Fe}^{+i}}$ is the excitation section of the ion Fe^{+i} , $x_{\text{thr,ex}} = E_{\text{thr,ex}}/(kT)$, and $E_{\text{thr,ex}}$ corresponds to the threshold energy of the excitation process.

The emission lines due to FeK α transitions of ions FeXXV and FeXXVI are at 6.7 keV and 6.9 keV respectively. Ions with closed-shell configurations are more stable than those with partially filled shells; thus He-like FeXXV, whose ground state is $1s^2$, is dominant in a large temperature range, because its ionization rate is relatively low compared to those of adjacent ions (e.g. Arnaud & Raymond 1992). The strongest line emission is then the He-like FeK α line complex at 6.7 keV that corresponds to transitions $1s^2 - 1s2p^1P$, $1s^2 - 1s2p^3P$, $1s^2 - 1s2s^3S$. At high temperatures (e.g., $kT = 8$ keV), the hydrogen-like iron line ($2p \rightarrow 1s$ transition) at 6.9 keV also becomes intense.

The electron impact excitation scaled cross sections for the helium-like ion FeXXV (including impact excitation from 1^1S

to 2^1P , 2^3P , 2^3S levels) are taken from the article of Bazylev & Chibisov (1981):

$$Z^4 \sigma(1s^2 \rightarrow 1s2p^1P) = \left(\frac{1.93}{z^2} + \frac{6.07 \ln(z)}{z} \right) \pi a_0^2 \quad (12)$$

$$Z^4 \sigma(1s^2 \rightarrow 1s2p^3P) = \frac{2.04}{z} \pi a_0^2 \quad (13)$$

$$Z^4 \sigma(1s^2 \rightarrow 1s2s^3S) = \left(\frac{0.93}{z^3} - \frac{0.59}{z^4} \right) \pi a_0^2 \quad (14)$$

where a_0 is the Bohr radius, z is the incident electron energy in threshold units, Z is the ion nuclear charge.

The electron impact excitation scaled cross section for the hydrogen-like ion FeXXVI is taken from the paper of Fisher et al. (1997):

$$Z^4 \sigma(1s \rightarrow 2p) = \left(\frac{1.66}{z^2} + 2.49 \frac{\ln(z)}{z} \right) \pi a_0^2. \quad (15)$$

There are also contributions from excitations to higher levels, that may radiatively decay to the upper levels of the He-like triplet and H-like doublet. These so-called cascade effects generally cannot be ignored. The electron impact excitation scaled cross sections of an iron ion from its ground state to the higher levels are taken from the article of Bazylev & Chibisov (1981).

The flux ratio of iron lines FeXXV and FeXXVI taking into account electron impact excitation is then

$$R_{\text{ei}} = \frac{P^{1-2}(\text{FeXXV}) \Delta E_{\text{FeXXV}}^{1-2}}{P^{1-2}(\text{FeXXVI}) \Delta E_{\text{FeXXVI}}^{1-2}}, \quad (16)$$

where the volume emissivities $P^{1-2}(\text{FeXXV})$ and $P^{1-2}(\text{FeXXVI})$ are for the He-like triplet and for the H-like doublet, and the energies $\Delta E_{\text{FeXXV}}^{1-2}$ and $\Delta E_{\text{FeXXVI}}^{1-2}$ equal 6.7 keV and 6.9 keV respectively.

According to Eq. (10) the expression for the flux ratio in terms of ionic fractions and excitation rates writes as

$$R_{\text{ei}} = \frac{\Delta E_{\text{FeXXV}}^{1-2} \xi_{\text{FeXXV}} Q_{\text{FeXXV}}^{1-2}}{\Delta E_{\text{FeXXVI}}^{1-2} \xi_{\text{FeXXVI}} Q_{\text{FeXXVI}}^{1-2}}, \quad (17)$$

where the rate coefficients are $Q_{\text{FeXXV}}^{1-2} = \sum_a \sum_{b(<a)} S_{\text{FeXXV}}^{1s^2-a} B_{ab}$, $Q_{\text{FeXXVI}}^{1-2} = \sum_a \sum_{b(<a)} S_{\text{FeXXVI}}^{1s-a} B_{ab}$. The excited states b correspond to the upper levels of the He-like triplet and of the H-like doublet, and the radiative branching ratios are given by

$$B_{ab} = \frac{A_{ab}}{\sum_{c(<a)} A_{ac}}. \quad (18)$$

All necessary transition probabilities A_{ac} are taken from Ralchenko et al. (2008).

However, in plasmas in collisional ionization equilibrium, radiative recombination still contributes about 10% to the total line flux. We calculated the rate coefficients for the contribution from radiative recombination to the spectral line formation with equation (A.9) in Mewe et al. (1985). The influence of the suprathermal electron population on the radiative recombination rates is described by Owocki & Scudder (1983) (see Eq. 6). Although, as noted below, the ratio of the radiative recombination rate β_{RR} depends slightly on the presence of suprathermal

electrons in the spectrum, the ionic fractions of FeXXVI and of FeXXVII and, therefore, the line emissivities change with the presence of suprathermal electrons.

The line flux ratio taking into account both electron impact excitation and radiative recombination is given by

$$R = \frac{\Delta E_{\text{FeXXV}}^{1-2}}{\Delta E_{\text{FeXXVI}}^{1-2}} \times \frac{\xi_{\text{FeXXV}} Q_{\text{FeXXV}}^{1-2} + \xi_{\text{FeXXVI}} \alpha_{\text{RR, FeXXV}}^{1-2}}{\xi_{\text{FeXXVI}} Q_{\text{FeXXVI}}^{1-2} + \xi_{\text{FeXXVII}} \alpha_{\text{RR, FeXXVI}}^{1-2}}, \quad (19)$$

where $\alpha_{\text{RR, FeXXV}}^{1-2}$ and $\alpha_{\text{RR, FeXXVI}}^{1-2}$ are the rate coefficients for the contribution from radiative recombination to the spectral lines FeXXV (He-like triplet) and FeXXVI (H-like doublet) respectively. The ionic fractions of ξ_{FeXXVII} and ξ_{FeXXVI} were calculated following the same method as in Sect. 2.1.

Figure 1 shows the iron line flux ratios for the pure Maxwellian distribution calculated in this section (dot-dashed line) and those obtained from the MEKAL model (points) by Nevalainen et al. (2003).

3. An analysis of electron spectra in clusters.

Bremsstrahlung from suprathermal electrons has been invoked as a possible explanation for hard X-ray tails in the X-ray spectra of some galaxy clusters. In this section we calculate the impact of suprathermal electrons on the FeXXV and FeXXVI emission line flux ratio in the clusters A2199 and Coma.

3.1. The galaxy cluster Abell 2199

A2199 is a bright cluster at redshift $z=0.03$. Its average gas temperature is $kT = 4.7$ keV (Kaastra et al. 1999). Spatially resolved spectroscopy shows a hard tail in the X-ray spectrum of this galaxy cluster (Kaastra et al. 1998). To interpret this hard tail Sarazin & Kempner (2000) applied a non-thermal bremsstrahlung model with the electron distribution function $f_{\text{MM}}^{(1)}(x)$ given by:

$$\begin{aligned} f_{\text{MM}}^{(1)}(x) &= f_{\text{M}}(x), & x < 3 \\ f_{\text{MM}}^{(1)}(x) &= f_{\text{M}}(x) + \lambda x^{-(\mu+1)/2}, & x \geq 3 \end{aligned} \quad (20)$$

where $\mu = 3.33$, $\lambda = 0.34$ is found from the condition that the non-thermal electron population is 8.1% of the thermal population (Sarazin & Kempner 2000).

The ratio of the radiative recombination rates β_{RR} (see Eq. 6) is 1.013 for the electron distribution function $f_{\text{MM}}^{(1)}(x)$. Since the break energy of $3kT$ is higher than the bound state energy 5.3 keV for the cluster temperature, the ratio of the dielectronic recombination rates is 1. Therefore the recombination rates are not affected by suprathermal electrons.

In Fig. 1 we compare the flux ratios R for a Maxwellian electron distribution (dot-dashed line) and for a modified Maxwellian distribution $f_{\text{MM}}^{(1)}$ (dashed line) in the temperature range $4.5 \text{ keV} < kT < 8.5 \text{ keV}$.

For the galaxy cluster A2199 ($kT=4.7$ keV) the flux ratio R for a modified Maxwellian distribution $f_{\text{MM}}^{(1)}$ decreases by $\approx 27\%$ with respect to the case of a Maxwellian distribution. This value of the flux ratio would correspond to a thermal electron spectrum (i.e. without suprathermal electrons) with an effective temperature of $kT = 5.4$ keV.

3.2. The Coma cluster.

The Coma cluster is a rich, hot, nearby ($z=0.02$) galaxy cluster. Its average temperature is $kT = 8.2$ keV as derived from XMM-Newton observations (Arnaud et al. 2001).

Hard X-ray radiation was detected in excess of thermal emission in the Coma cluster by a first Beppo-SAX observation (Fusco-Femiano et al. 1999) and confirmed by a second independent observation with a time interval of about 3 yr (Fusco-Femiano et al. 2004). The reliability of the Fusco-Femiano et al. (1999, 2004) analyses was further discussed by Rossetti & Molendi (2004, 2007) and by Fusco-Femiano et al. (2007).

The presence of a second component in the X-ray spectrum of the Coma cluster has also been derived from two RXTE observations (Rephaeli & Gruber 2002).

The spectrum of background and accelerated electrons was found by Gurevich (1960) from a kinetic equation describing stochastic particle acceleration:

$$f_{\text{MM}}^{(2)}(x) = \frac{2\sqrt{x}}{\sqrt{\pi}} \left(\exp\left(-\int_0^{\sqrt{2x}} \frac{gdg}{1+\alpha g^5}\right) - \exp\left(-\int_0^{\infty} \frac{gdg}{1+\alpha g^5}\right) \right) \quad (21)$$

where the parameter $\alpha = 9 \cdot 10^{-4}$ was derived by Dogiel (2000) from the bremsstrahlung model for the origin of the hard X-ray emission from the Coma cluster. Here $x = E/(kT)$ is the reduced energy and the integration has been done on the quantity $g = p/\sqrt{m_e kT}$ that is the dimensionless momentum.

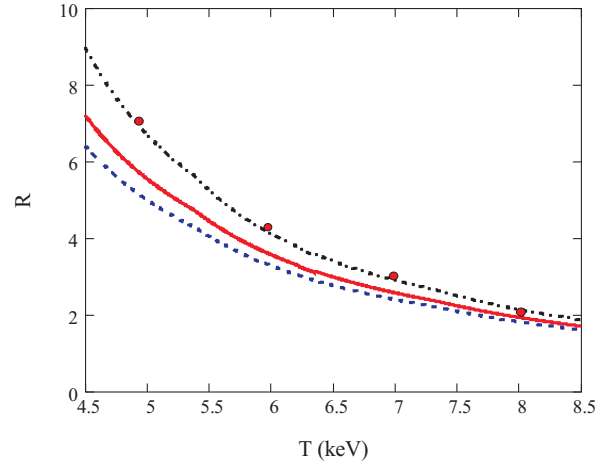


Fig. 1. Iron line flux ratios R for a Maxwellian electron distribution (dot-dashed line), a modified Maxwellian distribution $f_{\text{MM}}^{(1)}$ (dashed line) and a modified Maxwellian distribution $f_{\text{MM}}^{(2)}$ (solid line) in the temperature range $4.5 \text{ keV} < kT < 8.5 \text{ keV}$

The ratio of the radiative recombination rates β_{RR} (see Eq. 6) is 1.01 for the electron distribution function $f_{\text{MM}}^{(2)}(x)$. For values kT in the range $4.5 - 8.5$ keV, the values of β_{DR} are found in the range 1.0005-1.0025. Therefore the recombination rates are not affected by suprathermal electrons.

In Fig. 1 we compare the flux ratios R for the Maxwellian electron distribution (dot-dashed line) and the modified Maxwellian distribution $f_{\text{MM}}^{(2)}$ (solid line) in the temperature range $4.5 \text{ keV} < kT < 8.5 \text{ keV}$.

For the Coma cluster ($kT=8.2$ keV) the flux ratio R for a modified Maxwellian distribution $f_{\text{MM}}^{(2)}$ decreases by $\approx 9\%$ with

respect to the case of a Maxwellian distribution. This value of the flux ratio would correspond to a thermal electron spectrum (i.e. without suprathermal electrons) with the effective temperature of $kT = 8.6$ keV.

3.3. A synthetic low temperature cluster

In Sects. 3.1 and 3.2 iron line flux ratios were calculated for low temperature and high temperature galaxy clusters (Abell 2199 and Coma respectively). As shown in Fig.1, the impact of a suprathermal electron population on the iron line flux ratio is stronger in low temperature clusters. We demonstrate here for a specific example how the effective temperature inferred from the flux ratio of the iron lines can yield important constraints on the fraction of suprathermal electrons. For this purpose, a synthetic cluster with temperature $kT = 4.7$ keV and with an electron distribution function $f_{MM}^{(1)}$ is considered. The dependence of the effective temperature on the fraction of suprathermal electrons is shown in Fig. 2.

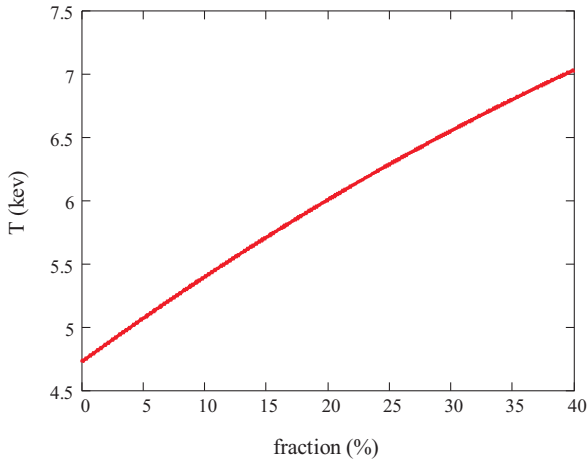


Fig. 2. Dependence of the effective temperature kT (given in units of keV) on the fraction of suprathermal electrons in a cluster of temperature 4.7 keV.

Since the effective temperature changes strongly with the suprathermal electron fraction, the iron flux ratio can be used to reveal a suprathermal electron population in low temperature clusters and in cluster cool cores.

4. The continuum spectrum

Non-thermal electrons change the flux ratio R and lead to an apparently higher temperature derived from the iron line ratio (i.e. the effective temperature, see Sect. 3 and Fig. 2). Alternatively, the temperature can be measured from the bremsstrahlung spectrum curvature. But, in the presence of non-thermal electrons, these same electrons will also give rise to non-thermal bremsstrahlung, therefore altering the shape of the continuum spectrum. A method to determine the temperature of the thermal part of a more complex electron distribution from the bremsstrahlung spectrum is proposed in this section. A disagreement between both temperatures will depend on the strength of the non-thermal electron component.

To separate the contributions of thermal (low-energy) and of non-thermal (high-energy) electron components to the

bremsstrahlung spectrum we study here the features of the energy flux spectrum.

The bremsstrahlung energy flux can be estimated as

$$\Phi(E_x) = \frac{n_e^2 V}{4\pi d^2} E_x \int_{E_x}^{\infty} \sigma_B(E, E_x) \sqrt{\frac{2E}{m_e}} f(E) dE \quad (22)$$

where V is the cluster volume, d is the distance to the galaxy cluster, and $\sigma_B(E, E_x)$ is the bremsstrahlung cross section. For the sake of illustration, let us consider the bremsstrahlung cross section in the form of $\sigma_B(E, E_x) = \text{const}/E_x E$ (following the approximation from the paper of Ginzburg 1979). Then, for a Maxwellian electron distribution, the dependence of the energy flux on the photon energy is given by $\Phi(E_x) \propto \exp(-E_x/kT)$. For modified Maxwellian electron distributions, the energy flux at low photon energies has two components: thermal $\Phi_1(E_x) = C_1 \exp(-E_x/kT)$ and non-thermal $\Phi_2(E_x) = C_2$. The non-thermal component of the bremsstrahlung energy flux is constant if the low limit of the integral in Eq.(22) is smaller than the energy E_M at which the electron distribution deviates from a Maxwellian distribution ($E_M = 14$ keV for the cluster A2199 (Kempner et al. 2000) and $E_M = 30$ keV for the Coma cluster (Dogiel 2000)). Considering the energy band with $E_x < E_M$, it is possible to fit the energy flux spectrum with a function $\Phi(E_x) = C_1 \exp(-E_x/kT) + C_2$ and calculate the normalization constants C_1 and C_2 , and also the temperature T of the thermal part of the electron distribution from the bremsstrahlung spectrum.

The analysis of RXTE measurements for the Coma cluster (Rephaeli & Gruber 2002) has shown evidence for the presence of a second spectral component at energies up to ~ 20 keV, since the fit to a single isothermal model has a poor quality. When a second thermal component is added, the best fit temperatures of the primary and secondary components are then $kT_1 = 7.5$ keV and the very high value $kT_2 \approx 37.1$ keV. The contribution of the second component $\Phi_2(E_x) \propto \exp(-E_x/kT_2)$ to the low-energy continuum spectrum is flat as noted above. Therefore the thermal and non-thermal components can, in principle, be separated by studying the shape of the continuum spectrum.

From Eq.(22) we calculated the energy fluxes $\Phi(E_x)$ of the Coma cluster in the range 4-20 keV for a Maxwellian electron distribution and for a modified Maxwellian distribution $f_{MM}^{(2)}$, as shown in Fig. 3. The values of the cluster parameters (temperature, density etc) were taken from Dogiel (2000). The difference between the total 4-20 keV fluxes (i.e. the total 4-20 keV flux of the second spectral component) is $\approx 7\%$. The spectral components must be separated in order to obtain the temperature from the bremsstrahlung continuum spectrum.

5. Conclusions

We have shown in this paper that the iron line flux ratio depends on the presence of suprathermal electrons that have been proposed to account for measurements of hard X-ray excess emission from galaxy clusters. The influence of the energetic suprathermal electron population on the iron line flux ratio is more prominent in low temperature clusters (as Abell 2199) than in high temperature clusters (as Coma) because the fraction of thermal electrons with energies higher than the helium-like iron ionization potential in low temperature clusters is smaller than that in high temperature clusters.

Since the decrease of the flux ratio of He-like K_α to H-like K_α lines is expected for modified Maxwellian distributions in A2199 and Coma with respect to the case of a Maxwellian

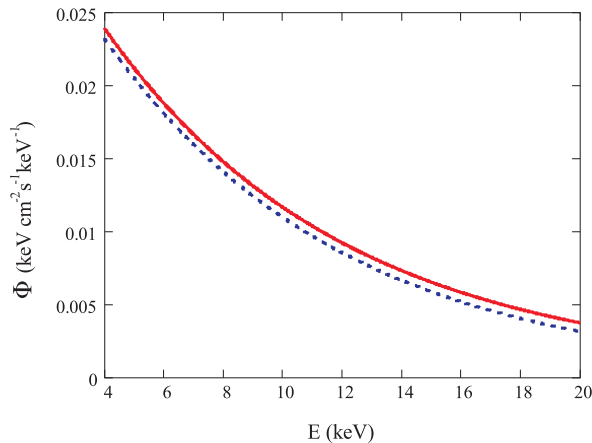


Fig. 3. The energy flux $\Phi(E_x)$ of the Coma cluster in the range 4–20 keV for a Maxwellian electron distribution (dashed line) and for a modified Maxwellian distribution $f_{MM}^{(2)}$ (solid line).

distribution, observation of the flux ratio is a tool to test the nonthermal electron bremsstrahlung model and to discriminate among different interpretations of the X-ray excess. In order to demonstrate the presence and to measure the strength of the non-thermal electron component we propose to compare the temperatures obtained from the iron line flux ratio and from the low-energy continuum spectrum.

The spectral resolution of XMM-Newton is sufficient to measure the flux ratio of the iron lines in hot temperature clusters. The constraint of the flux ratio for Coma within radius $5'$ is $1.6^{+0.9}_{-0.6}$ (Nevalainen et al. 2003). However, the XMM-Newton sensitivity in this high-temperature regime is insufficient to reveal the contribution from suprathermal electrons in the Coma cluster (see Fig. 1).

At low temperatures (e.g. $kT < 5$ keV) the FeXXVI line is weak and is within the noise level of the XMM-Newton data (Nevalainen et al. 2003). Therefore the iron line ratio cannot be measured by XMM-Newton in cooler clusters. On the other hand, the flux ratio of the iron lines in low temperature clusters can be detectable by XMM-Newton if the fraction of suprathermal electrons is sufficiently high (see Fig. 2).

Suzaku is also able to measure these two Fe lines in hot clusters due to its good spectral resolution (e.g. Fujita et al. 2008).

We have considered the He-like triplet and the H-like doublet iron lines in this paper. Although XMM-Newton and Suzaku can distinguish the He-like from the H-like complex, their spectral resolution of ~ 100 eV causes that the observed line features do not only consist of the pure He-like triplet and H-like doublet, but each of these is blended with a multitude of satellite lines (e.g. Gabriel 1972; Dubau et al. 1981). For instance, for a temperature of 4.5 keV about $\sim 30\%$ of the flux from both line complexes is due to these satellite lines. In order to analyse the influence of satellite lines on the measurement precision of the iron line flux ratio we calculated the flux ratio R_B of the two (6.6–6.7 keV) and (6.9–7.0 keV) blends using the line list which was taken from <http://www.sron.nl/divisions/hea/spex/version1.10/line/index.html> and found that in the temperature range [4.5–8.5 keV] the values of R and R_B differ by less than 5%. Therefore the blend flux ratio R_B as well as the ratio R can be used to measure the temperature in this temperature range.

The autoionizing levels responsible for the satellites are excited by electrons at precisely the energies E_s (see Eq.(40) from Mewe & Gronenschild (1981)) corresponding to those levels. Since the energies E_s are smaller than the energy E_M at which the electron distributions in the Abell 2199 and Coma clusters deviates from a Maxwellian distribution, the exciting electrons belong to the thermal part of the electron distribution. Taking into account this fact and the dependence of the ionic fractions on the distribution function (see Sect.2.1) we estimate that the decrease of the flux ratio R_B for modified Maxwellian distributions in A2199 and Coma with respect to a Maxwellian distribution are 30% and 10%.

New high spectral resolution instruments with higher sensitivity such as XEUS are needed to resolve the lines and to measure the flux ratio of the iron K_α lines for the purpose of testing the hard X-ray tail interpretations.

Acknowledgements. We are grateful to Jelle Kaastra and Jean-Luc Sauvageot for valuable discussions and to the referee for constructive comments.

DP and VD are partly supported by the RFBR grant 08-02-00170-a, the NSC-RFBR Joint Research Project 95WFA0700088 and by the grant of the President of the Russian Federation "Scientific School of Academician V.L.Ginzburg".

References

- Arnaud, M., Aghanim, N., Gastaud, R. et al. 2001, *A&A*, 365, L67
 Arnaud, M., Raymond, J. 1992, *ApJ*, 398, 394
 Arnaud, M., Rothenflug, R. 1985, *A&AS*, 60, 425
 Bazylev, V. A., Chibisov, M. I. 1981, *Sov. Phys. Usp.*, 4, 617
 Blasi, P., Olinto, A. V., Stebbins, A. 2000, *ApJ*, 535, L71
 Clarke, T. E., Kronberg, P. P., Böhringer, H. 2001, *ApJ*, 547, L111
 Colafrancesco, S. 2007, *NewAR*, 51, 394
 Dogiel, V. A. 2000, *A&A*, 357, 66
 Dogiel, V. A., Colafrancesco, S., Ko, C. M. et al. 2007, 461, 433
 Dubau, J., Gabriel, A. H., Loulergue, M. et al. 1981, *MNRAS*, 195, 705
 Fisher, V. I., Ralchenko, Yu. V., Bernshtam, V. et al. 1997, *Phys. Rev. A*, 55 329
 Fujita, Y., Hayashida, K., Nagai, M. et al. 2008, *PASJ*, 60, 1133
 Fusco-Femiano, R., Dal Fiume, D., Feretti, L. et al. 1999, *ApJ*, 513, L21
 Fusco-Femiano, R., Orlandini, M., Brunetti, G. et al. 2004, *ApJ*, 602, L73
 Fusco-Femiano, R., Landi, R., Orlandini, M. 2007, *ApJ*, 654, L9
 Gabriel, A. H. 1972, *MNRAS*, 160, 99
 Ginzburg, V. L. 1979, *Theoretical physics and astrophysics*, Pergamon Press
 Gurevich, A. V. 1960, *Sov. Phys. JETP*, 38, 1150
 Hayakawa, S. 1969, *Cosmic Ray Physics* (Wiley)
 Kaastra, J. S., Bleeker, J. A. M., Mewe, R. 1998, *Nucl. Phys. B*, 69, 567
 Kaastra, J. S., Lieu, R., Mittaz, J. P. D. et al. 1999, *ApJ*, 519, L119
 Kempner, J. C., Sarazin, C. L. 2000, *ApJ*, 530, 282
 Mewe, R., Gronenschild, E. H. B. M. 1981, *ApSS*, 45, 11
 Mewe, R., Gronenschild, E. H. B. M., van den Oord, G. H. J. 1985, *ApSS*, 62, 197
 Mewe, R. 1999, in *X-ray Spectroscopy in Astrophysics* (Springer-Verlag), 109
 Nevalainen, J., Lieu, R., Bonamente, M. et al. 2003, *ApJ*, 584, 716
 Owocki, S. P., Scudder, J. D. 1983, *ApJ*, 270, 758
 Porquet, D., Arnaud, M., Decourchelle, A. 2001, *A&A*, 373, 1110
 Petrosian, V. 2001, *ApJ*, 557, 560
 Ralchenko, Yu., Kramida, A. E., Reader, J. et al. 2008, *NIST Atomic Spectra Database* (version 3.1.5), <http://physics.nist.gov/asd3>
 Rephaeli, Y., Gruber, D. E. 2002, *ApJ*, 579, 587
 Rephaeli, Y., Nevalainen, J., Ohashi, T. et al., 2008, *SSRv*, 134, 71
 Rossetti, M., Molendi, S. 2004, *A&A*, 414, 41
 Rossetti, M., Molendi, S. 2007, *astro-ph/0702417*
 Sarazin, C. L., Lieu, R. 1998, *ApJ*, 494, L177
 Sarazin, C. L., Kempner, J. C. 2000, *ApJ*, 533, 73
 Shimon, M., Rephaeli, Y. 2002, *ApJ*, 575, 12
 Tatischeff, V. 2003, *EAS Publications Series*, 7, 79