

Approximation Algorithms for Bregman Co-clustering and Tensor Clustering*

Stefanie Jegelka
MPI for Biological Cybernetics
72070 Tübingen, Germany

Suvrit Sra
MPI for Biological Cybernetics
72070 Tübingen, Germany

Arindam Banerjee
Univ. of Minnesota
MN 55455, USA

Abstract

In the past few years powerful generalizations to the Euclidean k-means problem have been made. Some examples include Bregman clustering [7], co-clustering (i.e., simultaneous clustering of rows and columns of an input matrix) [9, 17], and tensor clustering [8, 30]. Like k-means, these more general problems also suffer from the NP-hardness of the associated optimization. Researchers have developed approximation algorithms of varying degrees of sophistication for k-means, k-medians, and more recently also for Bregman clustering [2]. However, there seem to be no approximation algorithms for Bregman co- and tensor clustering. In this paper we derive the first (to our knowledge) guaranteed methods for these increasingly important clustering settings. Our experiments indicate that our results also have some practical impact.

1 Introduction

Partitioning data points into clusters is a fundamentally hard problem. The well-known Euclidean k-means problem that partitions the input data points (vectors in \mathbb{R}^d) into K clusters while minimizing sums of their squared distances to corresponding cluster centroids, is an NP-Hard problem [18] (exponential in d). However, simple and frequently used procedures that rapidly obtain local minima exist since a long time [22, 26].

Because of its wide applicability and importance, the Euclidean k-means problem has been generalized in several directions. Specific examples relevant to this paper include:

- Bregman clustering [7], where instead of minimizing squared Euclidean distances one minimizes Bregman divergences (which are generalized distance functions, see (2.7) or [12] for details),
- Bregman co-clustering [9] (which includes both Euclidean [15] and information-theoretic co-clustering [17] as special cases), where the set of input vectors is viewed as a matrix and one *simultaneously* clusters rows and columns to obtain coherent submatrices (co-clusters), while minimizing a Bregman divergence, and
- Tensor clustering or multiway clustering [30], especially the version based on Bregman divergences [8], where one simultaneously clusters along various dimensions of the input tensor.

*The main theory of this paper appeared in MPI-TR-#177 [31].

For these problems too, the most commonly used heuristics perform well, but do not provide theoretical guarantees (beyond local-optimality). For k-means type clustering problems—i.e., problems that group together input vectors into clusters while minimizing “distance” to cluster centroids—there exist several algorithms that approximate a globally optimal solution. We refer the reader to [1, 2, 6, 25], and the numerous references therein for more details.

In stark contrast, approximation algorithms for co-clustering are much less studied. We are aware of only two very recent attempts (both papers are from 2008), namely, [4] and [29]—and both of the papers follow similar approaches to obtain their approximation guarantees. In this paper, we build upon [9] and obtain approximation algorithms for Bregman co-clustering as well as Bregman tensor clustering. In the terminology of [7], we focus on the “block-Bregman” versions of co- and tensor clustering.

Our results answer *two open problems* posed by [4], namely, whether their methods for Euclidean co-clustering could be extended to Bregman co-clustering, and more importantly, whether any generalizations to tensors could be found. Thus, to our knowledge, our paper provides the first approximation algorithms for Bregman divergence based co-clustering and tensor clustering.

Additional discussion and relevant references for co-clustering can be found in [9], while for the lesser known problem of tensor clustering more background can be gained by referring to [3, 8, 10, 20, 27, 30].

2 Background

In its simplest formulation, co-clustering refers to the *simultaneous* partitioning of the rows and columns of the input data matrix into $K \times L$ co-clusters (sub-matrices). Co-clustering, also called bi-clustering [13, 23] has become increasingly important over recent years (see [9] and references therein). Anagnostopoulos et al. [4] seem to be the first to present an approximation algorithm for co-clustering based on a minimum-sum squared residue criterion of [15]. They also posed the following two open problems:

- Could one generalize their approach to Bregman co-clustering?
- Could one design approximation algorithms for clustering an order-3 tensor in $\mathbb{R}^{n_1 \times n_2 \times n_3}$?

Below we answer both these questions in the affirmative, obtaining approximation algorithms for Bregman co- and tensor clustering. Our results hold for clustering order- m tensors, not just the order-3 case mentioned by [4]. We develop an approximation algorithm for clustering order- m tensors in this paper, which for $m = 2$ yields an approximation algorithm for Bregman co-clustering as a corollary.

Before we formally introduce the Bregman tensor clustering problem and our analysis, we briefly summarize some important concepts about tensors below. Tensors are well-studied in multilinear algebra [21], and they are gaining importance in both data mining and machine learning applications.

2.1 Tensors

The material in this section is largely derived from the well-written paper of de Silva and Lim [16]—their notation turns out to be particularly suitable for our analysis. An order- m tensor \mathbf{A} may be viewed as an element of the vector space $\mathbb{R}^{n_1 \times \dots \times n_m}$ (in this paper we denote matrices and tensors using sans-serif letters). An individual component of the tensor \mathbf{A} is represented by the multiply-indexed value $a_{i_1 i_2 \dots i_m}$, where $i_j \in \{1, \dots, n_j\}$ for $1 \leq j \leq m$.

Multilinear matrix multiplication.

For us the most important operation on tensors is that of multilinear matrix multiplication, which is a generalization of the familiar concept of matrix multiplication. Matrices *act* on other matrices by either left or right multiplication. For an order-3 tensor, there are three dimensions on which a matrix may act via matrix multiplication. For example, for an order-3 tensor $A \in \mathbb{R}^{n_1 \times n_2 \times n_3}$, and three matrices $P \in \mathbb{R}^{p_1 \times n_1}$, $Q \in \mathbb{R}^{p_2 \times n_2}$, and $R \in \mathbb{R}^{p_3 \times n_3}$, *multilinear matrix multiplication* is the operation defined by the action of these three matrices on the different dimensions of A that yields the tensor $A' \in \mathbb{R}^{p_1 \times p_2 \times p_3}$. Formally, the entries of the tensor A' are given by

$$a'_{lmn} = \sum_{i,j,k=1}^{n_1, n_2, n_3} p_{li} q_{mj} r_{nk} a_{ijk}, \quad (2.1)$$

and this operation is written compactly as

$$A' = (P, Q, R) \cdot A. \quad (2.2)$$

Multilinear multiplication extends naturally to tensors of arbitrary order. If $A \in \mathbb{R}^{n_1 \times n_2 \times \dots \times n_m}$, and $P_1 \in \mathbb{R}^{p_1 \times n_1}, \dots, P_m \in \mathbb{R}^{p_m \times n_m}$, then $A' = ((P_1, \dots, P_m) \cdot A) \in \mathbb{R}^{p_1 \times \dots \times p_m}$ has components

$$a'_{i_1 i_2 \dots i_m} = \sum_{j_1, \dots, j_m=1}^{n_1, \dots, n_m} p_{i_1 j_1}^{(1)} \cdots p_{i_m j_m}^{(m)} a_{j_1 \dots j_m}, \quad (2.3)$$

where $p_{ij}^{(k)}$ denotes the ij -entry of matrix P_k .

Example 2.1 (Matrix Multiplication). Let $A \in \mathbb{R}^{n_1 \times n_2}$, $P \in \mathbb{R}^{p \times n_1}$, and $Q \in \mathbb{R}^{q \times n_2}$ be three matrices. The matrix product PAQ^T can be written as the multilinear multiplication $(P, Q) \cdot A$.

Proposition 2.2 (Basic Properties). *The following properties of multilinear multiplication are easily verified (and generalized to tensors of arbitrary order):*

1. **Linearity:** Let $\alpha, \beta \in \mathbb{R}$, and A and B be tensors with same dimensions, then

$$(P, Q) \cdot (\alpha A + \beta B) = \alpha (P, Q) \cdot A + \beta (P, Q) \cdot B$$

2. **Product rule:** For matrices P_1, P_2, Q_1, Q_2 of appropriate dimensions, and a tensor A

$$(P_1, P_2) \cdot ((Q_1, Q_2) \cdot A) = (P_1 Q_1, P_2 Q_2) \cdot A$$

3. **Multilinearity:** Let $\alpha, \beta \in \mathbb{R}$, and P, Q , and R be matrices of appropriate dimensions. Then, for a tensor A the following holds

$$(P, \alpha Q + \beta R) \cdot A = \alpha (P, Q) \cdot A + \beta (P, R) \cdot A$$

Vector Norms

The standard vector ℓ_p -norms can be easily extended to tensors, and are defined as

$$\|A\|_p = \left(\sum_{i_1, \dots, i_m} |a_{i_1 \dots i_m}|^p \right)^{1/p}, \quad (2.4)$$

for $p \geq 1$. In particular for $p = 2$ we get the ‘‘Frobenius’’ norm, also written as $\|A\|_F$.

Inner Product

The Frobenius norm induces an inner-product that can be defined as

$$\langle \mathbf{A}, \mathbf{B} \rangle = \sum_{i_1, \dots, i_m} a_{i_1 \dots i_m} b_{i_1 \dots i_m}, \quad (2.5)$$

so that $\|\mathbf{A}\|_{\mathbb{F}}^2 = \langle \mathbf{A}, \mathbf{A} \rangle$ holds as usual.

Proposition 2.3. *The following redistribution property of this inner product is easily verified*

$$\langle (\mathbf{P}_1, \dots, \mathbf{P}_m) \cdot \mathbf{A}, (\mathbf{Q}_1, \dots, \mathbf{Q}_m) \cdot \mathbf{B} \rangle = \langle \mathbf{A}, (\mathbf{P}_1^\top \mathbf{Q}_1, \dots, \mathbf{P}_m^\top \mathbf{Q}_m) \cdot \mathbf{B} \rangle. \quad (2.6)$$

Proof: Using definition (2.3) and the inner-product rule (2.5) we have

$$\begin{aligned} \langle (\mathbf{P}_1, \dots, \mathbf{P}_m) \cdot \mathbf{A}, (\mathbf{Q}_1, \dots, \mathbf{Q}_m) \cdot \mathbf{B} \rangle &= \sum_{i_1, \dots, i_m} \sum_{j_1, \dots, j_m} p_{i_1 j_1}^{(1)} q_{i_1 j_1}^{(1)} \cdots p_{i_m j_m}^{(m)} q_{i_m j_m}^{(m)} a_{j_1 \dots j_m} b_{i_1 \dots i_m}, \\ &= \sum_{\substack{j_1, \dots, j_m \\ k_1, \dots, k_m}} \left(\sum_{i_1} p_{i_1 j_1}^{(1)} q_{i_1 k_1}^{(1)} \right) \cdots \left(\sum_{i_m} p_{i_m j_m}^{(m)} q_{i_m k_m}^{(m)} \right) a_{j_1 \dots j_m} b_{k_1 \dots k_m} \\ &= \sum_{\substack{j_1, \dots, j_m \\ k_1, \dots, k_m}} (\mathbf{P}_1^\top \mathbf{Q}_1)_{j_1 k_1} \cdots (\mathbf{P}_m^\top \mathbf{Q}_m)_{j_m k_m} a_{j_1 \dots j_m} b_{k_1 \dots k_m} = \sum_{j_1 \dots j_m} a_{j_1 \dots j_m} b'_{j_1 \dots j_m} = \langle \mathbf{A}, \mathbf{B}' \rangle, \end{aligned}$$

where $\mathbf{B}' = (\mathbf{P}_1^\top \mathbf{Q}_1, \dots, \mathbf{P}_m^\top \mathbf{Q}_m) \cdot \mathbf{B}$.

Bregman divergence

The *Bregman divergence* $B_f(x, y)$ between scalars x and y is defined as [11, 12]

$$B_f(x, y) = f(x) - f(y) - f'(y)(x - y), \quad (2.7)$$

for a given strictly convex function f . With $f = \frac{1}{2}x^2$ the divergence (2.7) reduces to the familiar Euclidean distance $\frac{1}{2}(x - y)^2$, while for $f(x) = x \log x$ it turns into the (generalized) KL-Divergence. For tensors, we extend Definition (2.7) by considering *separable* Bregman divergences, so that

$$B_f(\mathbf{X}, \mathbf{Y}) = \sum_{i_1, \dots, i_m} B_f(x_{i_1 \dots i_m}, y_{i_1 \dots i_m}). \quad (2.8)$$

2.2 Tensor clustering

With the brief background on tensors above, we are now ready to formally state the Bregman tensor clustering problem. Later on, we will have to introduce additional notation for our analysis.

Let $\mathbf{A} \in \mathbb{R}^{n_1 \times \dots \times n_m}$ be an order- m tensor. Tensor clustering refers to a partitioning of \mathbf{A} into sub-tensors or simply clusters, so that the entries of each cluster are as coherent as possible. The goal in one basic version of Bregman tensor clustering is to partition \mathbf{A} into sub-tensors so that the sum of the Bregman divergences of individual elements in each sub-tensor to their corresponding cluster (sub-tensor) representative is minimized¹. In this *block average* version of Bregman tensor clustering the cluster representatives are the means of the associated sub-tensors (as we are minimizing Bregman divergences this follows as an easy extension of Proposition 1 of [7]).

¹Following the terminology of Banerjee et al. [9], we can name this variant as block average tensor clustering.

A sub-tensor is indexed by sets of indices along each dimension. Let $I_j \subseteq \{1, \dots, n_j\}$ be the index subset for dimension j —the cluster representative corresponding to a sub-tensor indexed by the sets I_j ($1 \leq j \leq m$) is simply its mean, i.e.,

$$M_{I_1 \dots I_m} = \frac{1}{|I_1| \dots |I_m|} \sum_{i_1 \in I_1, \dots, i_m \in I_m} a_{i_1 \dots i_m}. \quad (2.9)$$

Assuming that each dimension j is partitioned into k_j clusters, we can collect the representatives (each of which can be written in the form (2.9), with index sets I_j^k for $1 \leq k \leq k_j$, and $1 \leq j \leq m$) into a *means tensor* $M \in \mathbb{R}^{k_1 \times \dots \times k_m}$. Thus, we have a total of $\prod_j k_j$ tensor clusters.

Let $C_j \in \{0, 1\}^{n_j \times k_j}$ denote the cluster indicator matrix for dimension j . In such a matrix, entry $(C_j)_{ik}$ is one, if and only if index i belongs to the k th index set for dimension j (i.e., $i \in I_j^k$, where $1 \leq j \leq m$). Using this notation we state the *Bregman tensor clustering* problem:

$$\underset{C_1, \dots, C_m}{\text{minimize}} \quad B_f(A, (C_1, \dots, C_m) \cdot M), \quad \text{s.t. } C_j \in \{0, 1\}^{n_j \times k_j}, \quad (2.10)$$

where the *means tensor* M is implicitly defined as a function of the C_j via (2.9).

Problem (2.10) can be rewritten in a more revealing form. Let \bar{C}_j be the normalized cluster indicator matrix obtained from C_j by normalizing the columns to have unit-norm (i.e., $\bar{C}_j^T \bar{C}_j = I_{k_j}$). Then we can rewrite (2.10) as:

$$\underset{\bar{C}_1, \dots, \bar{C}_m}{\text{minimize}} \quad J(\mathcal{C}) = B_f(A, (P_1, \dots, P_m) \cdot A), \quad \text{where } P_j = \bar{C}_j \bar{C}_j^T, \quad (2.11)$$

where \mathcal{C} denotes the tensor clustering induced by $(\bar{C}_1, \dots, \bar{C}_m)$. In the sequel we will refer to a clustering by both its parametrizations, namely, the indicator and projection matrices.

Remark 1: Since $\bar{C}_j^T \bar{C}_j = I_{k_j}$, one can relax the “hard”-clustering constraints on C_j to just orthogonality constraints. Indeed, such relaxations form the basis of spectral relaxations for Euclidean k -means as well as co-clustering [15]. However, we will not discuss relaxations in this paper.

Example 2.4 (Euclidean co-clustering [15]). Let $A \in \mathbb{R}^{m \times n}$ and $f = \frac{1}{2}x^2$. Then (2.11) becomes

$$\underset{\bar{C}_1, \bar{C}_2}{\text{minimize}} \quad J(\mathcal{C}) = \|A - (P_1, P_2) \cdot A\|_{\mathbb{F}}^2 = \|A - \bar{C}_1 \bar{C}_1^T A \bar{C}_2 \bar{C}_2^T\|_{\mathbb{F}}^2,$$

where the indicator matrices \bar{C}_1 and \bar{C}_2 correspond to row and column clusterings of A .

3 Algorithm and Analysis

Given an order- m tensor A , the tensor clustering algorithm is straightforward and follows the outline:

1. Cluster dimension $j \in \{1, m\}$ using an approximation algorithm to obtain clustering \bar{C}_j
2. Return the *combination* $(\bar{C}_1, \dots, \bar{C}_m)$ as the tensor clustering.

Instead of clustering one dimension at a time, we can also cluster along t dimensions at a time, which we will call *t-dimensional clustering*. For an order- m tensor, with $t = 1$ we form groups of order- $(m - 1)$ tensors. For illustration, consider an order-3 tensor A for which we group matrices when $t = 1$. For the first dimension we cluster the objects $A_{i,:}$ to obtain cluster indicators \bar{C}_1 ; we repeat the procedure for the second and third dimensions. The approximate tensor clustering

will be the combination $(\overline{\mathcal{C}}_1, \overline{\mathcal{C}}_2, \overline{\mathcal{C}}_3)$. As we assumed the Bregman divergences to be separable, the sub-tensors, e.g., $\mathbf{A}_{i,:,:}$ can be simply treated as vectors.

Apart from [4, 29], all approximation guarantees refer to one-dimensional clustering algorithms. Any one-dimensional approximation algorithm can be used as a base method for our scheme outlined above. For example, the method of Ackermann and Blömer [1], or the more practical Bregman clustering approaches of [28, 31]² are two potential choices, though with different approximation factors. Clustering along individual dimensions and then combining the results to obtain a tensor clustering might seem counterintuitive to the idea of “co”-clustering. However, we show that doing so still permits us to derive approximation guarantees for co- and tensor clustering. In fact, even empirically such a scheme will be seen to perform well.

3.1 Results

To state our results we first need to define bounds on the curvature of the Bregman divergence B_f . So we define lower and upper scaling factors as

$$\sigma_L = \inf_{\substack{x \in \{a_{ij}\} \\ y \in \text{conv}(\{a_{ij}\})}} \frac{B_f(x, y)}{(x - y)^2}, \quad \sigma_U = \sup_{\substack{x \in \{a_{ij}\} \\ y \in \text{conv}(\{a_{ij}\})}} \frac{B_f(x, y)}{(x - y)^2}. \quad (3.1)$$

We now proceed to establish that given a clustering algorithm which clusters along t of the m dimensions at a time with an approximation factor of α_t , we can achieve an objective within $O(\lceil m/t \rceil \frac{\sigma_U}{\sigma_L} \alpha_t)$ of the optimal.

For simplicity of exposition we assume that we cluster an order- m tensor along t dimensions at a time and then eventually combine the resulting m/t sub-clusterings to obtain a tensor clustering. Our analysis below can be generalized (at the expense of unilluminating notational jugglery) to the case where we cluster along subsets of dimensions of varying sizes, say $\{t_1, \dots, t_r\}$, where $t_1 + \dots + t_r = m$, if needed.

Formally, we prove the following main approximation theorem:

Theorem 3.1 (Approximation guarantee). *Let \mathbf{A} be an order- m tensor and let \mathcal{C}_j denote its clustering along the j th subset of t dimensions ($1 \leq j \leq m/t$), as obtained from a multiway clustering algorithm with guarantee³ α_t . Let $\mathcal{C} = (\mathcal{C}_1, \dots, \mathcal{C}_{m/t})$ denote the induced tensor clustering. Then⁴*

$$J(\mathcal{C}) \leq 2^{\log(m/t)} \frac{\sigma_U}{\sigma_L} \alpha_t J_{OPT}(m).$$

We prove this theorem and state some important corollaries such as results for Euclidean and Bregman co-clustering in Section 3.2 below.

3.2 Analysis

To establish Theorem 3.1, we bound the quality of a combination of dimension-wise clusterings for the Frobenius norm with the help of the Pythagorean Property (Lemma 3.2). It is clear that compressing along only a subset of dimensions achieves lower divergence than clustering along all dimensions. Generalizing an idea of [4], we upper bound the full combined clustering in terms of

²Both [28, 31] discovered essentially the same method for Bregman clustering, though the analysis of [28] is somewhat sharper.

³By “guarantee α ”, we mean that the algorithm yields a solution that is guaranteed to achieve an objective value within a factor $O(\alpha)$ of the optimum.

⁴Here and in the sequel, the argument m to J_{OPT} denotes the best m -dimensional clustering to avoid confusions about dimensions.

the (approximately) optimal clustering along a subset of dimensions (Prop. 3.4). Finally, we extend this upper bound to general Bregman divergences and relate it to the optimal tensor clustering.

In the analysis below we assume without loss of generality that $m = 2^{ht}$ for an integer h (otherwise, pad in empty dimensions). We assume that we have access to an algorithm that can cluster along a subset of t dimensions, while achieving an objective function within a factor α_t of the optimal (for those t dimensions), i.e., $\alpha_t J_{\text{OPT}}(t)$. For example, when $t = 1$ we can use the one-dimensional seeding methods of Nock et al. [28] or Sra et al. [31] (or in theory, even the approximation algorithms of [1]). The resulting approximation factor is linear in the number of clustered dimensions and logarithmic (or constant) in the number of clusters along one dimension.

Lemma 3.2 (Pythagorean Property). *Let $\mathbf{P} = (\mathbf{P}_1, \dots, \mathbf{P}_t)$, $\mathbf{S} = (\mathbf{P}_{t+1}, \dots, \mathbf{P}_m)$, and $\mathbf{P}^\perp = (\mathbf{I} - \mathbf{P}_1, \dots, \mathbf{I} - \mathbf{P}_t)$ be collections of projection matrices \mathbf{P}_j . Then*

$$\|(\mathbf{P}, \mathbf{S}) \cdot \mathbf{A} + (\mathbf{P}^\perp, \mathbf{R}) \cdot \mathbf{B}\|^2 = \|(\mathbf{P}, \mathbf{S}) \cdot \mathbf{A}\|^2 + \|(\mathbf{P}^\perp, \mathbf{R}) \cdot \mathbf{B}\|^2, \quad (3.2)$$

where \mathbf{R} is an arbitrary collection of $m - t$ projection matrices.

Proof. Using $\|\mathbf{A}\|_{\mathbb{F}}^2 = \langle \mathbf{A}, \mathbf{A} \rangle$ we can rewrite the l.h.s. of (3.2) as

$$\|(\mathbf{P}, \mathbf{S}) \cdot \mathbf{A} + (\mathbf{P}^\perp, \mathbf{R}) \cdot \mathbf{B}\|^2 = \|(\mathbf{P}, \mathbf{S}) \cdot \mathbf{A}\|^2 + \|(\mathbf{P}^\perp, \mathbf{R}) \cdot \mathbf{B}\|^2 + 2\langle (\mathbf{P}, \mathbf{S}) \cdot \mathbf{A}, (\mathbf{P}^\perp, \mathbf{R}) \cdot \mathbf{B} \rangle.$$

Let $\mathbf{P}^T = (\mathbf{P}_1^T, \dots, \mathbf{P}_t^T)$. Using the redistribution property (2.6) the latter term simplifies to

$$\langle \mathbf{A}, (\mathbf{P}^T \mathbf{P}^\perp, \mathbf{S}^T \mathbf{R}) \cdot \mathbf{B} \rangle = 0,$$

because projection matrices are idempotent, whereby $\mathbf{P}^T \mathbf{P}^\perp = (\mathbf{P}_1(\mathbf{I} - \mathbf{P}_1), \dots, \mathbf{P}_t(\mathbf{I} - \mathbf{P}_t)) = \mathbf{0}$. \square

3.2.1 Some more notation

Before proving Theorem 3.1 we need to introduce some more notation. This notation may appear daunting at first, but it allows us to compactly express our proof and we hope that the reader bears with us.

Since we cluster along only t dimensions at a time, we recursively partition the initial set of m dimensions until, after $\log(m/t) + 1$ recursions, the sets (of dimensions) have length t . Let l denote the level of recursion, starting at $l = \log(m/t) = h$ and going down to $l = 0$. At level l , the sets of dimensions will have length 2^{lt} (so that for $l = 0$ we have t dimensions). Each clustering along a subset of 2^{lt} dimensions is represented by the corresponding 2^{lt} projection matrices. We gather these projection matrices into the collection \mathbf{P}_i^l , where the index i ranges from 1 to 2^{h-l} .

Example 3.3. Consider an order-8 tensor for which we group $t = 2$ dimensions at a time. Then, $h = \log(m/t) = 2$ and we have 3 levels. For simplicity, we partition the set of dimensions in the middle, i.e., $\{1, \dots, 8\}$ into $\{1, \dots, 4\}$ and $\{5, \dots, 8\}$ and so on, ending with $\{\{1, 2\}, \{3, 4\}, \{5, 6\}, \{7, 8\}\}$. The projection matrix for dimension i is \mathbf{P}_i , and the full tensor clustering is represented by the collection $(\mathbf{P}_1, \dots, \mathbf{P}_8)$. For each level $l = 0, 1, 2$, individual collections of projection matrices \mathbf{P}_i^l are

$$\begin{aligned} \mathbf{P}_1^2 &= (\mathbf{P}_1, \mathbf{P}_2, \mathbf{P}_3, \mathbf{P}_4, \mathbf{P}_5, \mathbf{P}_6, \mathbf{P}_7, \mathbf{P}_8) \\ \mathbf{P}_1^1 &= (\mathbf{P}_1, \mathbf{P}_2, \mathbf{P}_3, \mathbf{P}_4) & \mathbf{P}_2^1 &= (\mathbf{P}_5, \mathbf{P}_6, \mathbf{P}_7, \mathbf{P}_8) \\ \mathbf{P}_1^0 &= (\mathbf{P}_1, \mathbf{P}_2) & \mathbf{P}_2^0 &= (\mathbf{P}_3, \mathbf{P}_4) & \mathbf{P}_3^0 &= (\mathbf{P}_5, \mathbf{P}_6) & \mathbf{P}_4^0 &= (\mathbf{P}_7, \mathbf{P}_8). \end{aligned}$$

Since we frequently talk about clustering a tensor along a subset of dimensions, we need some notation to represent a complete tensor clustering (along all dimensions) that corresponds to a

clustering along only a subset of the dimensions. To this end, we pad the corresponding collection \mathbf{P}_i^l with $m - 2^l t$ identity matrices for the non-clustered dimensions. We refer to this padded collection as \mathbf{Q}_i^l . For Example 3.3, $\mathbf{Q}_1^0 = (\mathbf{P}_1, \mathbf{P}_2, \mathbf{I}, \mathbf{I}, \mathbf{I}, \mathbf{I}, \mathbf{I}, \mathbf{I})$, $\mathbf{Q}_2^1 = (\mathbf{I}, \mathbf{I}, \mathbf{I}, \mathbf{I}, \mathbf{P}_2^1)$, and $\mathbf{Q}_1^2 = \mathbf{P}_1^2$. With recursive partitions of the dimensions, \mathbf{Q}_i^l subsumes \mathbf{Q}_j^0 for $2^l(i-1) < j \leq 2^l i$: $\mathbf{Q}_i^l = \prod_{j=2^l(i-1)}^{2^l i} \mathbf{Q}_j^0$. At level 0, the algorithm yields the collections \mathbf{Q}_i^0 and \mathbf{P}_i^0 . The remaining clusterings are simply combinations, i.e., products of these level-0 clusterings. Finally, we refer to the collection of $m - 2^l t$ identity matrices (of appropriate size) as \mathbf{I}^l , so that $\mathbf{Q}_1^l = (\mathbf{P}_1^l, \mathbf{I}^l)$. With this notation we also have $(\mathbf{Q}_1^l)^\perp = ((\mathbf{P}_1^l)^\perp, \mathbf{I}^l)$.

Note that the order in which the dimensions are processed is arbitrary, as long as the index sets remain the same and we reorder the dimensions of all tensors and matrices correspondingly. Hence, we always shift the identity matrices to the back for “ease” of notation.

3.2.2 The Proof

We are now ready to complete our proof. We begin by relating a combined clustering to its sub-clusterings obtained for the Frobenius norm objective function.

Proposition 3.4. *Let \mathbf{A} be an order- m tensor and $m \geq 2^l t$. The objective function for any $2^l t$ -dimensional clustering $\mathbf{P}_1^l = (\mathbf{P}_1^0, \dots, \mathbf{P}_{2^l t}^0)$ can be bound via the sub-clusterings along only one set of dimensions of size t :*

$$\begin{aligned} \|\mathbf{A} - \mathbf{Q}_1^l \cdot \mathbf{A}\|^2 &= \|\mathbf{A} - (\mathbf{P}_1^l, \mathbf{I}^l) \cdot \mathbf{A}\|^2 \\ &\leq \max_{1 \leq j \leq 2^l} 2^l \|\mathbf{A} - \mathbf{Q}_j^0 \cdot \mathbf{A}\|^2. \end{aligned} \quad (3.3)$$

Note that this proposition actually holds for any set of 2^l sub-clusterings by permuting dimensions accordingly:

$$\|\mathbf{A} - \mathbf{Q}_i^l \cdot \mathbf{A}\|^2 \leq \max_{2^l(i-1) < j \leq 2^l i} 2^l \|\mathbf{A} - \mathbf{Q}_j^0 \cdot \mathbf{A}\|^2. \quad (3.4)$$

We prove the proposition for $i = 1$ (for simplicity). If $m = 2^h t$ then the 2^l factor in (3.3) is $2^h = m/t$ (when m/t is not a power of 2, we get a factor with $h = \lceil \log(m/t) \rceil$).

Proof. We prove the proposition by induction on l .

Base case: Let $l = 0$. Then $\mathbf{Q}_j^0 = \mathbf{P}_1^0 = \mathbf{P}_1^l$ and the claim holds trivially.

Induction step: Assume the claim holds for $l \geq 0$. Let us look at a clustering $\mathbf{P}_1^{l+1} = (\mathbf{P}_1^l, \mathbf{P}_2^l)$, or $\mathbf{Q}_1^{l+1} = \mathbf{Q}_1^l \mathbf{Q}_2^l$. Then \mathbf{A} decomposes as

$$\begin{aligned} \mathbf{A} &= (\mathbf{P}_1^l + (\mathbf{P}_1^l)^\perp, \mathbf{P}_2^l + (\mathbf{P}_2^l)^\perp, \mathbf{I}^{l+1}) \cdot \mathbf{A} \\ &= (\mathbf{P}_1^l, \mathbf{P}_2^l, \mathbf{I}^{l+1}) \cdot \mathbf{A} + ((\mathbf{P}_1^l)^\perp, \mathbf{P}_2^l, \mathbf{I}^{l+1}) \cdot \mathbf{A} \\ &\quad + (\mathbf{P}_1^l, (\mathbf{P}_2^l)^\perp, \mathbf{I}^{l+1}) \cdot \mathbf{A} + ((\mathbf{P}_1^l)^\perp, (\mathbf{P}_2^l)^\perp, \mathbf{I}^{l+1}) \cdot \mathbf{A} \\ &= \mathbf{Q}_1^l \mathbf{Q}_2^l \cdot \mathbf{A} + (\mathbf{Q}_1^l)^\perp \mathbf{Q}_2^l \cdot \mathbf{A} + \mathbf{Q}_1^l (\mathbf{Q}_2^l)^\perp \cdot \mathbf{A} + (\mathbf{Q}_1^l)^\perp (\mathbf{Q}_2^l)^\perp \cdot \mathbf{A}, \end{aligned}$$

whereby the Pythagorean Property 3.2 yields

$$\|\mathbf{A} - \mathbf{Q}_1^{l+1} \cdot \mathbf{A}\|^2 = \|(\mathbf{Q}_1^l)^\perp \mathbf{Q}_2^l \cdot \mathbf{A}\|^2 + \|\mathbf{Q}_1^l (\mathbf{Q}_2^l)^\perp \cdot \mathbf{A}\|^2 + \|(\mathbf{Q}_1^l)^\perp (\mathbf{Q}_2^l)^\perp \cdot \mathbf{A}\|^2,$$

Combining these equalities with the assumption (without any loss of generality)

$$\|(\mathbf{Q}_1^l)^\perp \mathbf{Q}_2^l \cdot \mathbf{A}\|^2 \geq \|\mathbf{Q}_1^l (\mathbf{Q}_2^l)^\perp \cdot \mathbf{A}\|^2,$$

we obtain the following:

$$\begin{aligned}
\|A - \mathbf{Q}_1^l \mathbf{Q}_2^l \cdot A\|^2 &\leq 2(\|(\mathbf{Q}_1^l)^\perp \mathbf{Q}_2^l \cdot A\|^2 + \|(\mathbf{Q}_1^l)^\perp (\mathbf{Q}_2^l)^\perp \cdot A\|^2) \\
&= 2\|(\mathbf{Q}_1^l)^\perp \mathbf{Q}_2^l \cdot A + (\mathbf{Q}_1^l)^\perp (\mathbf{Q}_2^l)^\perp \cdot A\|^2 = 2\|(\mathbf{Q}_1^l)^\perp \cdot A\|^2 = 2\|A - \mathbf{Q}_1^l \cdot A\|^2 \\
&\leq 2 \max_{1 \leq j \leq 2} \|A - \mathbf{Q}_j^l \cdot A\|^2 \leq 2 \cdot 2^l \max_{1 \leq j \leq 2^{l+1}} \|A - \mathbf{Q}_j^0 \cdot A\|^2,
\end{aligned}$$

where the last step follows from the induction hypothesis and (3.4), and the two norm terms are combined using the Pythagorean Property. \square

The proof of Theorem 3.1 generalizes Proposition 3.4 to arbitrary Bregman divergences, and then relates the objective for the sub-clustering to the objective for the full m -dimensional clustering.

Proof. (Theorem 3.1). Let $m = 2^h t$. Via the approximation algorithm with guarantee α_t , we cluster each subset (indexed by i) of t dimensions to obtain \mathbf{P}_i^0 . Let $\check{\mathbf{Q}}_i^0$ be the optimal subclustering of subset i , i.e., the result that \mathbf{Q}_i^0 would be if $\alpha_t = 1$. With σ_L and σ_U from (3.1), we bound the objective for the collection \mathbf{P}_1^h of the sub-clusterings \mathbf{P}_i^0 :

$$\begin{aligned}
B_f(A, \mathbf{P}_1^h \cdot A) &\leq \sigma_U \|A - \mathbf{P}_1^h \cdot A\|^2 \leq 2^h \sigma_U \max_j \|A - \mathbf{Q}_j^0 \cdot A\|^2 \\
&\leq 2^h \frac{\sigma_U}{\sigma_L} \max_j B_f(A, \mathbf{Q}_j^0 \cdot A) \leq 2^h \frac{\sigma_U}{\sigma_L} \alpha_t \max_j B_f(A, \check{\mathbf{Q}}_j^0 \cdot A).
\end{aligned} \tag{3.5}$$

The second inequality in the first line follows from Proposition 3.4, while the last inequality follows from the α_t approximation of the algorithm we used to get the separate sub-clustering \mathbf{Q}_j^0 .

So far we have related our approximation to an optimal sub-clustering across a set of dimension. Let us hence look at the relation between an optimal clustering $\check{\mathbf{Q}}^0$ of an arbitrary subset of t dimensions and the optimal full tensor clustering $\check{\mathbf{Q}}^h$ of all $2^h t$ dimensions. Here, a different notation will be more convenient. Recall that a clustering can be expressed by either the projection matrices collected in \mathbf{Q}_1^l , or by cluster indicator matrices \mathbf{C}_i together with the mean tensor \mathbf{M} , so that $(\mathbf{C}_1, \dots, \mathbf{C}_{2^l t}, \mathbf{I}^l) \cdot \mathbf{M} = \mathbf{Q}_1^l \cdot A$ holds.

Let $\check{\mathbf{C}}_j$ be the cluster indicator matrices of the clustered dimensions in $\check{\mathbf{Q}}^0$, and $\check{\check{\mathbf{C}}}_j$ their normalized versions such that $\check{\mathbf{Q}}^0 = (\check{\check{\mathbf{C}}}_1, \dots, \check{\check{\mathbf{C}}}_t, \mathbf{I}^0)(\check{\check{\mathbf{C}}}_1^\top, \dots, \check{\check{\mathbf{C}}}_t^\top, \mathbf{I}^0)^\top$.⁵ By definition, $\check{\mathbf{Q}}^0$ solves

$$\underset{\mathbf{C}_1, \dots, \mathbf{C}_t, \mathbf{M}}{\text{minimize}} \quad B_f(A, (\mathbf{C}_1, \dots, \mathbf{C}_t, \mathbf{I}^0) \cdot \mathbf{M}), \quad \text{s.t. } \mathbf{C}_j \in \{0, 1\}^{n_j \times k_j},$$

whereby $\check{\mathbf{Q}}^0$ is even better than the sub-clustering $(\check{\check{\mathbf{C}}}_1, \dots, \check{\check{\mathbf{C}}}_t)$ induced by the optimal m -dimensional clustering $\check{\check{\mathbf{Q}}}_1^h = \check{\check{\mathbf{P}}}_1^h$. Therefore,

$$\begin{aligned}
B_f(A, \check{\mathbf{Q}}^0 \cdot A) &\leq \min_{\mathbf{M}} B_f(A, (\check{\check{\mathbf{C}}}_1, \dots, \check{\check{\mathbf{C}}}_t, \mathbf{I}^0) \cdot \mathbf{M}) \\
&\leq B_f(A, (\check{\check{\mathbf{C}}}_1, \dots, \check{\check{\mathbf{C}}}_t, \mathbf{I}^0)(\mathbf{I}, \dots, \mathbf{I}, \check{\check{\mathbf{C}}}_{t+1}, \dots, \check{\check{\mathbf{C}}}_m) \cdot \check{\check{\mathbf{M}}}) \\
&= B_f(A, \check{\check{\mathbf{P}}}_1^h \cdot A),
\end{aligned}$$

where $\check{\check{\mathbf{M}}}$ is the tensor of means for the optimal m -dimensional clustering, $(\check{\check{\mathbf{C}}}_1, \dots, \check{\check{\mathbf{C}}}_m) \cdot \check{\check{\mathbf{M}}} = \check{\check{\mathbf{P}}}_1^h \cdot A$. Combining this bound with (3.5) yields the final bound for the combined clustering \mathbf{P}_1^h ,

$$\begin{aligned}
B_f(A, \mathbf{P}_1^h \cdot A) &\leq 2^h \sigma_U \sigma_L^{-1} \alpha_t B_f(A, \check{\check{\mathbf{P}}}_1^h \cdot A) \\
&= 2^h \sigma_U \sigma_L^{-1} \alpha_t J_{\text{OPT}}(m),
\end{aligned}$$

⁵Without loss of generality, we again assume that the clustered dimensions are the first t . Otherwise, permute the dimensions.

and completes the proof of the theorem. \square

Corollary 3.5 (Bregman tensor clustering using [28]). *Let \mathbf{A} be the input order- m tensor, and let \mathcal{C}_j denote the clustering of \mathbf{A} along dimension j ($1 \leq j \leq m$), as obtained via the Bregman clustering method of [28]. Let $\mathcal{C} = (\mathcal{C}_1, \dots, \mathcal{C}_m)$ denote the induced tensor clustering. Then,*

$$E[J(\mathcal{C})] \leq 8m \frac{\sigma_U^2}{\sigma_L^2} (\log K^* + 2) J_{OPT}(m), \quad (3.6)$$

where $K^* = \max_{1 \leq j \leq m} k_j$ is the maximum number of clusters across all dimensions. Note that for $m = 2$, (3.6) yields a corresponding bound for Bregman co-clustering based on the procedure of [28].

Proof. Nock et al. [28] perform Bregman clustering of vectors with an approximation factor (in expected value) of $\alpha_1 = 8 \frac{\sigma_U^2}{\sigma_L^2} (\log K^* + 2) J_{OPT}(1)$. Thus, Theorem 3.1 directly yields the claim. \square

If instead of using the algorithm of Nock et al. [28] we use the algorithm of Ackermann and Blömer [1] to cluster individual dimensions⁶, we obtain

$$J(\mathcal{C}) \leq m \frac{\sigma_U}{\sigma_L} (1 + \epsilon) J_{OPT}(m),$$

for any $\epsilon > 0$ as the approximation guarantee.

Corollary 3.6 (Euclidean tensor clustering). *For $f = \frac{1}{2}x^2$, we have $\sigma_U = \sigma_L$. Thus, using an approximation algorithm with a guarantee of α_1 for clustering individual dimensions to obtain the overall clustering \mathbf{P}_1^h , we obtain the guarantee:*

$$J(\mathbf{P}_1^h) = \|\mathbf{A} - \mathbf{P}_1^h \cdot \mathbf{A}\|_F^2 \leq m \alpha_1 J_{OPT}(m). \quad (3.7)$$

The KMEANS++ algorithm of [6] has $\alpha_1 = 8(\log K^* + 2)$, so the guarantee becomes (in expectation):

$$E[J(\mathbf{P}_1^h)] \leq 8m(\log K^* + 2) J_{OPT}(m),$$

while the algorithm of [25] that has $\alpha_1 = (1 + \epsilon)$ (for any $\epsilon > 0$) yields

$$J(\mathbf{P}_1^h) \leq m(1 + \epsilon) J_{OPT}(m).$$

4 Experiments

After establishing the theoretical guarantees, we now explore the empirical behavior of our tensor clustering method. Our experiments on artificial data show that the bounds given by Corollaries 3.5 and 3.6 are rather conservative. We also experiment with real-world data drawn from bioinformatics applications and show how our method can be used to initialize a subsequent co-clustering algorithm (without guarantees) that simultaneously clusters both dimensions (e.g., methods of [9, 15]).

As the $(1 + \epsilon)$ approximation ratio methods of Kumar et al. [25] and Ackermann and Blömer [1] are rather impractical for actual experiments, we use the more practical seeding methods of Arthur and Vassilvitskii [6] for Euclidean co- and tensor clustering, and those of [28, 31] for Bregman divergence based clustering. We compare these seeding methods with uniform seeding and the minimum sum-squared residue co-clustering (MSSRCC) from [15], which simultaneously takes the clustering of both dimensions into account. Our experiments refer to Euclidean distance and KL-divergence.

Our experiments address three questions:

⁶Interestingly Ackermann and Blömer [1] also impose curvature bounds similar to σ_L and σ_U on the Bregman divergences they consider.

- What is the average approximation factor in practice and how does it depend on the data (variance, number of clusters)?
- Does the combination of better 1D clusterings lead to better multidimensional clusterings?
- How does the approximation algorithm compare to the simultaneous MSSRCC algorithm, and how useful is it as an initialization to the latter method?

Question one and two will be answered in the affirmative. The average approximation factor varies with the type of data, and the combination of better single-dimensional clusterings generally improves the co-clustering objective. MSRCC leads to better co-clustering results on average than our approximation algorithm, even though on some data sets the combination of good single-dimensional clusterings (along rows and columns) outperforms MSSRCC with a uniformly random initialization. Finally, MSSRCC does benefit from a good initialization such as the combination of good single-dimensional clusterings.

4.1 Artificial data

Our first set of experiments is in a controlled setting with artificial data. We generate two types of data:

1. **Gaussian:** for Euclidean tensor clustering. Here we generate order-3 tensors $\mathbf{A} = (\mathbf{C}_1, \mathbf{C}_2, \mathbf{C}_3) \cdot \mathbf{M} + \mathbf{N}(\sigma)$, where \mathbf{M} is the $k_1 \times k_2 \times k_3$ tensor of means, and $\mathbf{C}_i \in \{0, 1\}^{n_i \times k_i}$ are the cluster indicator matrices. The noise tensor $\mathbf{N}(\sigma) \in \mathbb{R}^{n_1 \times n_2 \times n_3}$ has entries distributed normally as per $\mathcal{N}(0, \sigma^2)$.
2. **Poisson:** for KL-Divergence based tensor clustering. Here the entries of the order-3 tensors \mathbf{A} are Poisson distributed with parameters $(\mathbf{C}_1, \mathbf{C}_2, \mathbf{C}_3) \cdot \sigma \mathbf{M}$. The larger the value of σ , the greater is the variance of the data and the spacing between the cluster means.

We also generate equivalent order-2 tensors. As per our tensor clustering procedure, we cluster each dimension separately and combine the results to obtain an overall tensor clustering. For comparison, we apply four methods for single-dimensional clusterings, two without ('r', 'rk') and two with guarantees ('s', 'sk'):

- r:** Uniformly sample centers for each dimension and assign each point to its closest center.
- s:** Sample centers using the distance-specific seeding technique of [6] or [28, 31] and assign each point to its closest center.
- rk:** Use 'r' as an initialization for k-means (Euclidean or Bregman) on each dimension.
- sk:** Use 's' as an initialization for k-means (Euclidean or Bregman) on each dimension. k-means inherits the guarantees of its initialization.

Note that in all schemes, the co-clustering is a mere combination of the one-dimensional clusterings. To compare with a method that simultaneously clusters both dimensions, we initialize the MSSRCC algorithm [15] with co-clusterings that are combinations of single-dimensional clusterings. Each of the one-dimensional methods in the above list is tested (with Euclidean distances):

- rc:** MSSRCC initialized with the results of 'r'
- sc:** MSSRCC initialized with the results of 's'
- rkc:** MSSRCC initialized with the results of 'rk'
- skc:** MSSRCC initialized with the results of 'sk'

In theory, any guarantee that holds for the initialization is also valid for MSSRCC, since this algorithm monotonically decreases the objective value.

For each of five artificial data sets for each setting, we run the seeding 20 times and average over the resulting objective values.

4.1.1 Approximation factor with increasing variance

The theoretical approximation factor is independent of how well-grouped or well-separated the data is. Nevertheless, the behaviour of a clustering algorithm may be very sensitive to the separatedness of the clusters according to its objective. Hence, we investigate the behaviour of the approximation factor for increasing levels of variance, i.e. more and more overlap of the underlying clusters. We estimate J_{OPT} by the objective value of the “true” underlying co-clustering.

Euclidean distance. Figures 1 and 2 show the average approximation factor for 3-dimensional and 2-dimensional clusterings of $75 \times 75 \times 50$ and 75×75 tensors, respectively. First of all, the empirical factor (for the guaranteed methods ‘s’, ‘sk’) never exceeds the theoretical factor. As the variance σ increases all approximation factors approach one, probably because J_{OPT} increases with σ and the differences between objective values of different clusterings shrink. Comparing the single-dimensional methods, distance-specific seeding (‘s’) improves over uniformly sampling the centers (‘r’). Running k-means in addition leads to lower single-dimensional objective values and also improves the co-clustering. Note however, that the theoretical approximation factor for k-means results from the seeding step alone, and is therefore no better than that just doing seeding. Surprisingly, Figure 2 suggests that simultaneously clustering both dimensions by MSSRCC gives hardly any gain compared to the approximation algorithm with 1D k-means (‘sc’). For low noise levels, i.e., more separated clusters, the combination of mere single-dimensional distance-based seedings (‘s’) outperforms any other randomly initialized method, even MSSRCC with uniform ‘r’-type initialization.

The plots on the right in Figures 1 and 2 show the improvement of the clustering variants with respect to the baseline random initialization (‘r’)—the percentage improvement factor is computed as $100(J_r - J_s)/J_r$ (similarly for other variants). The behavior of the improvements is similar to the approximation factors.

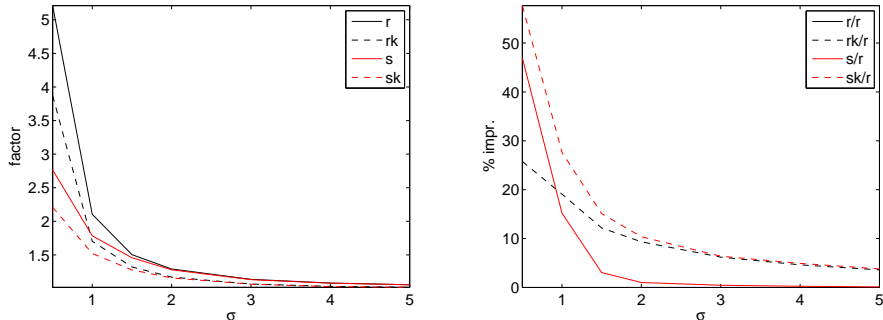


Figure 1: Approximation factor (left) and improvement with respect to ‘r’ (right) for 3D clustering with Euclidean distances. The x axis denotes the variance. The noisier the data, the worse is also the objective of the ‘true’ co-clustering.

KL divergence. Figures 3 and 4 show the approximation factors and relative improvements with KL divergences for order-2 and order-3 tensors. Here, the approximation factors actually improve with increasing variance σ . One explanation may be that with larger spread, the cluster means also become more different from each other. The objective values of the approximations naturally

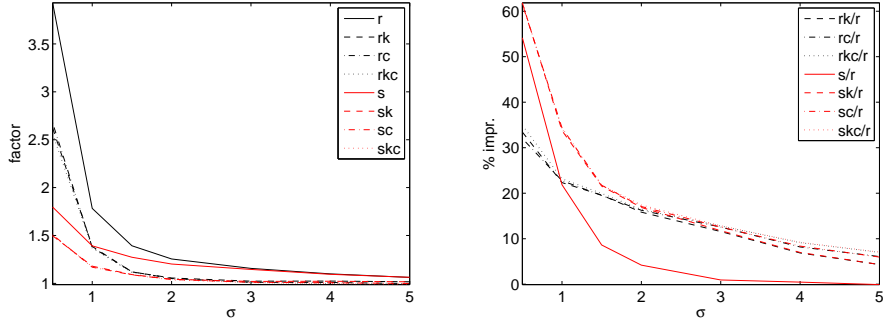


Figure 2: Approximation factor (left) and improvement with respect to ‘r’ (right) for 2D clustering with Euclidean distances. The x axis denotes the noise level. The noisier the data, the worse is also the objective of the ‘true’ co-clustering.

increase with the scaling σ (e.g., from 3.85×10^3 for $\sigma = 1$ to 6.98×10^3 for $\sigma = 10$ with ‘r’ in two dimensions), whereas the objective values of the “true” clustering actually fall (from 3.17×10^3 to 2.84×10^3).

Here, the approximation factors actually increase with the variance. One reason may be that with larger spread, the means also become more different. The objective values of the approximations rise with the scaling σ (e.g. from 3.85×10^3 for $\sigma = 1$ to 6.98×10^3 for $\sigma = 10$ with ‘r’ in two dimensions), whereas the objective values of the “true” clustering fall (from 3.17×10^3 to 2.84×10^3).

The plots also indicate that the difference between the seeding methods (‘r’ and ‘s’) and between mere seeding (‘r’, ‘s’) and k-means (‘rk’, ‘sk’) increases with the spread of the data.

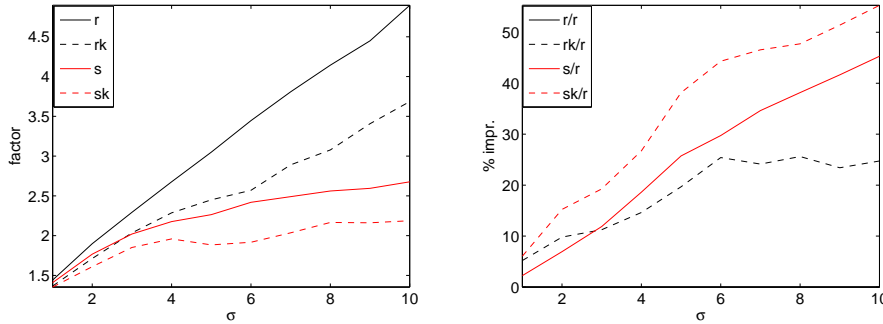


Figure 3: Approximation factor (left) and improvement with respect to ‘r’ (right) for 3D clustering with KL divergence. The x axis denotes the scaling of the Poisson parameter.

Overall, the quality of the single-dimensional clusters *impacts* the outcome of the co-clustering approximation algorithm. Better single-dimensional clusterings mostly lead to better co-clusterings, confirming the dependence of our bound on the quality of the single-dimensional method.

4.1.2 Approximation factor with increasing number of clusters

To investigate the dependence of the approximation factor on the number of clusters, we vary k_1 —the number of clusters in the first dimension—from 2 to 16. We use 240×400 data matrices with Gaussian noise levels of $\sigma = 1.0$ and $\sigma = 3.0$. The second dimension always has four clusters. The

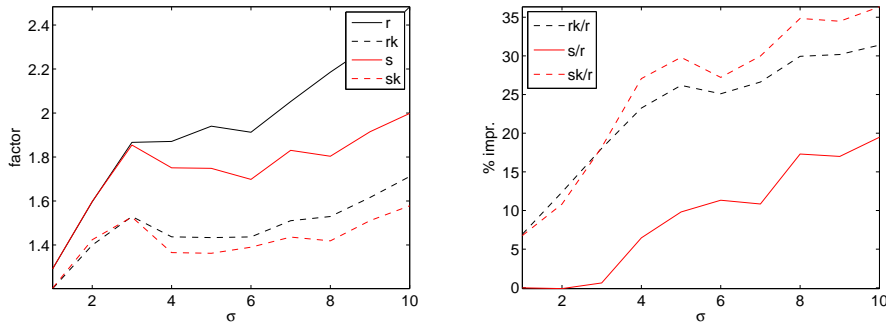


Figure 4: Approximation factor (left) and improvement with respect to 'r' (right) for 2D clustering with KL divergence. The x axis denotes the scaling of the Poisson parameter.

results with Euclidean distance are shown in Figure 5, and they look similar if the number of rows is increased so that the clusters always have the same number of members.

Figure 5 indicates a sublinear growth of the approximation factor with k_1 and $\log k_1$, in particular for low variance ($\sigma = 1$) data. This dependence is even better than the theoretical bounds, though it seems to become worse as the variance increases.

The relation of the approximation factors for the different methods does not change greatly with the number of clusters. We observe only a slight improvement of the 's' methods over 'rk', the uniformly initialized k-means (and is recognizable as k_1 grows). Intuitively, the specific seeding methods should have an advantage over uniform seeding as the clusters become smaller, because the the probability of hitting sampling a center from each cluster decreases particularly for 'r' with shrinking clusters. For real data (see next section), the approximation factors do seem to vary with the number of clusters.

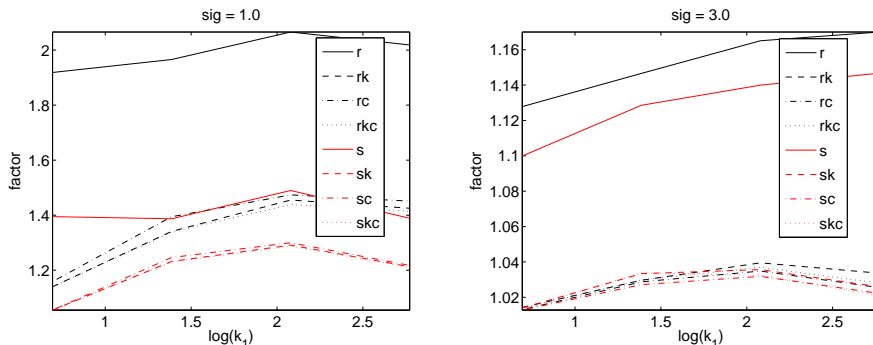


Figure 5: Approximation factor with respect to the number of clusters in dimension 1, left: $\sigma = 1$, right: $\sigma = 3$. The distance is Euclidean.

4.2 Real data

We now show the performance of approximate co-clustering on a number of real-world gene expression data sets⁷.

⁷We thank Hyuk Cho for kindly providing us the preprocessed data

The first three of our data sets, *Bcell* (1332×62), *AllAml* (2088×72) and *Breast* (21906×77) are gene expression microarray data sets, and described in detail in [24].

Bcell is a lymphoma microarray dataset of chronic lymphocytic leukemia, diffuse large Bcell leukemia and follicular lymphoma. During preprocessing only those genes were selected whose minimum expression level was above e^{-1000} . Microarray data for B-cell and T-cell acute lymphocytic leukemia and acute myelogenous leukemia is collected in *AllAml*. Our data matrix is restricted to those genes whose ratio of maximum to minimum expression exceeds 10 and where the difference of maximum and minimum expression was at least 1000. *Breast* refers to breast cancer data. The gene selection was the same as for *Bcell*.

The remaining two data sets are cancer microarray matrices from [14]. *Leukemia* (3571×72) [19] is data from acute lymphoblastic leukemia or acute myeloid leukemia, and *Mll* (2474×72) [5] includes data from three types of leukemia (ALL, AML, MLL).

Even though the data sets have labeled column clusters, we do not compare clustering results with the true labels, as the algorithm and its guarantees hold merely for the clustering objective function, which may not exactly agree with the “true”-labels. Moreover, we aim for a co-clustering result and not single-dimensional clusterings, and the labels are available only for one of the dimensions.

For each data set, we repeat the sampling of centers 30 times and average the resulting objective values. Tables 5 to 3 show the objective value for ‘r’ and the relative improvement by the other methods, always with reference to mere uniform sampling of centers (‘r’). The methods are encoded as ‘x’, ‘xk’, ‘xc’, ‘xkc’, where ‘x’ stands for ‘r’ or ‘s’, according to the row. The other tables in the panels show the average number of iterations of MSSRCC when initialized with the outcome of the approximation algorithm.

Overall, the improvements obtained via the approximation algorithm do depend on the dataset under consideration and the number of clusters sought. In general, the improvements are lower for the bispherically normalized data (e.g., that of [14]) than for the other data sets.

For Euclidean co-clustering, using k-means on top of the seeding generally improves on the seeding; it improves more with the specific ‘s’ seeding than uniform random seeding ‘r’, at least on the non-normalized data. For the *Bcell* data (Table 1), the approximation algorithm with ‘s’ is often even *as good* as MSSRCC with ‘r’ initialization. The distance-specific seeding (‘s’) gains compared to uniform seeding as the clusters become smaller. For *Bcell* and *Breast* (see Tables 1 and 3, the combination of 1D k-means clusterings (‘rk’ and ‘sk’) slightly outperforms MSSRCC (‘rc’ and ‘sc’).

Besides improving the final result, a good initialization aids MSSRCC in yet another way: the average number of iterations it takes to converge decreases, at times to even less than half the reference value.

Turning to KL-divergences, the advantages of good seeding are not as striking as for Euclidean distances; as in the Euclidean case they do also vary with the data. We observe the best improvements for the *AllAml* data set. One-dimensional k-means improves the results, but does not seem to profit much from a distance-specific initialization (‘sk’), at least on our data sets.

Overall, the experiments demonstrate that the combination of good single-dimensional clusterings can already lead to improved co-clustering, which can at times be as good as the result of a simultaneous biclustering method. Used as an initialization, they improve the outcome of MSSRCC, an algorithm clustering both dimensions simultaneously.

5 Conclusions

In this paper we presented a simple, and to our knowledge the first approximation algorithm for Bregman tensor clustering. As simple corollaries we also obtained new approximation algorithms for Euclidean and Bregman co-clustering. We prove an approximation factor that grows linearly with the order of the tensor.

Bcell, Euc.				
$k_1 k_2$	x	xk	xc	xkc
5 3 r	$6.00e + 05$	20.98%	18.37%	26.44%
s	8.52%	24.97%	22.83%	29.53%
5 6 r	$5.94e + 05$	30.68%	26.09%	34.72%
s	16.97%	33.35%	32.06%	37.33%
20 3 r	$5.75e + 05$	31.66%	20.05%	33.05%
s	18.83%	32.24%	24.61%	33.36%
20 6 r	$5.56e + 05$	49.13%	35.26%	50.37%
s	34.97%	50.55%	43.93%	51.66%
50 3 r	$5.63e + 05$	31.10%	14.77%	31.76%
s	15.25%	32.58%	19.14%	33.17%
50 6 r	$5.18e + 05$	47.55%	34.63%	48.41%
s	36.22%	49.83%	43.77%	50.55%

no. iterations CC				
$k_1 k_2$	rc	rkc	sc	skc
5 3	11.9 ± 3.3	3.3 ± 0.7	6.1 ± 2.8	3.5 ± 0.7
5 6	11.9 ± 2.6	3.7 ± 1.7	6.6 ± 2.4	3.3 ± 1.3
20 3	7.0 ± 1.4	2.0 ± 0.2	3.9 ± 1.0	2.2 ± 0.5
20 6	11.3 ± 2.3	2.6 ± 0.8	5.1 ± 2.0	2.7 ± 0.7
50 3	6.2 ± 1.9	2.0 ± 0.0	3.5 ± 2.0	2.0 ± 0.0
50 6	8.1 ± 2.1	2.1 ± 0.3	4.1 ± 1.6	2.0 ± 0.0

Table 1: Improvements of the objective value (in %) and average number of iterations for the Bcell data set. Left column: Euclidean distance, right: KL-divergence.

Bcell, KL		
$k_1 k_2$	x	xk
5 3 r	$4.34e + 04$	15.01%
s	1.00%	14.25%
5 6 r	$4.19e + 04$	15.76%
s	3.23%	15.61%
20 3 r	$3.92e + 04$	17.59%
s	8.40%	17.50%
20 6 r	$3.67e + 04$	18.62%
s	9.01%	19.66%
50 3 r	$3.73e + 04$	15.70%
s	8.00%	16.29%
50 6 r	$3.32e + 04$	16.38%
s	10.86%	18.74%

AllAml, Euc.				
$k_1 k_2$	x	xk	xc	xkc
5 3 r	$6.06e + 11$	49.26%	49.19%	50.54%
s	40.63%	48.62%	50.27%	50.71%
10 3 r	$5.31e + 11$	47.02%	47.01%	48.69%
s	40.83%	48.65%	49.51%	50.10%
20 3 r	$4.37e + 11$	39.75%	38.02%	41.78%
s	34.26%	41.06%	42.70%	43.28%

no. iterations CC				
$k_1 k_2$	rc	rkc	sc	skc
5 3	13.8 ± 3.7	2.8 ± 1.2	5.2 ± 1.7	3.0 ± 1.4
10 3	15.9 ± 4.6	3.4 ± 1.3	4.8 ± 1.2	2.9 ± 1.0
20 3	12.3 ± 3.4	2.9 ± 1.3	4.7 ± 1.3	2.9 ± 0.9

AllAml, KL		
$k_1 k_2$	x	xk
5 3 r	$8.81e + 07$	43.92%
s	29.06%	43.35%
10 3 r	$7.29e + 07$	40.11%
s	28.59%	40.13%
20 3 r	$5.90e + 07$	29.29%
s	21.02%	29.68%

Table 2: Improvements of the objective value (in %) and average number of iterations for the AllAml data set. Left column: Euclidean distance, right: KL-divergence.

Breast, Euc				
$k_1 k_2$	x	xk	xc	xkc
5 2 r	$1.43e + 05$	22.96%	20.48%	24.47%
s	2.69%	21.92%	19.42%	24.32%
5 4 r	$1.42e + 05$	26.49%	25.85%	27.30%
s	10.38%	26.72%	26.67%	27.95%
10 2 r	$1.41e + 05$	22.13%	15.46%	25.26%
s	7.77%	21.66%	19.20%	25.09%
10 4 r	$1.37e + 05$	26.36%	24.09%	28.93%
s	9.79%	26.87%	26.44%	29.90%
20 2 r	$1.41e + 05$	22.46%	10.42%	26.21%
s	8.16%	22.54%	19.43%	26.16%
20 4 r	$1.37e + 05$	27.95%	23.44%	31.71%
s	10.55%	28.31%	25.83%	32.44%

Breast, KL		
$k_1 k_2$	x	xk
5 2 r	$4.65e + 04$	8.08%
s	1.79%	8.18%
5 4 r	$4.59e + 04$	11.88%
s	2.77%	12.93%
10 2 r	$4.57e + 04$	8.01%
s	2.62%	7.90%
10 4 r	$4.45e + 04$	11.17%
s	3.75%	11.99%
20 2 r	$4.52e + 04$	6.27%
s	2.87%	8.64%
20 4 r	$4.40e + 04$	11.73%
s	3.28%	11.75%

no. iterations CC				
5 2	4.6 ± 2.4	1.2 ± 0.4	4.0 ± 1.6	1.8 ± 0.4
5 4	4.9 ± 1.8	1.0 ± 0.2	3.0 ± 0.9	1.2 ± 0.5
10 2	3.4 ± 1.4	2.0 ± 0.2	2.6 ± 1.0	2.0 ± 0.0
10 4	4.3 ± 1.8	2.0 ± 0.5	3.0 ± 0.9	2.1 ± 0.3
20 2	2.9 ± 1.3	2.0 ± 0.0	2.7 ± 1.0	2.0 ± 0.0
20 4	3.9 ± 1.3	2.1 ± 0.3	3.4 ± 1.8	2.0 ± 0.2

Table 3: Improvements of the objective value (in %) and average number of iterations for the *Breast* data set. Left column: Euclidean distance, right: KL-divergence.

Leukemia, Euc.				
$k_1 k_2$	x	xk	xc	xkc
3 2 r	$7.61e + 04$	5.48%	5.77%	6.74%
s	0.17%	5.54%	5.73%	6.78%
3 3 r	$7.57e + 04$	6.53%	7.18%	7.75%
s	0.14%	6.79%	6.77%	7.79%
50 2 r	$7.30e + 04$	3.79%	5.97%	7.25%
s	0.33%	3.75%	5.54%	7.25%
50 3 r	$7.15e + 04$	4.90%	7.34%	8.93%
s	0.60%	5.00%	8.00%	9.06%
75 2 r	$7.26e + 04$	3.66%	5.67%	6.89%
s	0.02%	3.67%	5.23%	6.88%
75 3 r	$7.09e + 04$	4.59%	7.09%	8.47%
s	0.60%	4.61%	7.05%	8.52%

Leukemia, KL		
$k_1 k_2$	x	xk
3 2 r	$3.91e + 04$	5.11%
s	0.22%	4.93%
3 3 r	$3.89e + 04$	6.00%
s	0.38%	6.11%
50 2 r	$3.69e + 04$	3.81%
s	-0.26%	3.67%
50 3 r	$3.61e + 04$	4.74%
s	0.67%	5.11%
75 2 r	$3.67e + 04$	3.36%
s	-0.46%	2.86%
75 3 r	$3.57e + 04$	4.48%
s	0.77%	4.38%

no. iterations CC				
$k_1 k_2$	rc	rkc	sc	skc
3 2	3.8 ± 1.3	2.0 ± 0.0	3.3 ± 0.8	2.0 ± 0.0
3 3	4.5 ± 1.5	2.2 ± 0.4	3.8 ± 1.1	2.1 ± 0.3
50 2	3.3 ± 1.1	2.0 ± 0.0	2.9 ± 1.3	2.0 ± 0.0
50 3	3.3 ± 0.8	2.0 ± 0.0	3.7 ± 1.1	2.0 ± 0.0
75 2	3.1 ± 0.9	2.0 ± 0.0	3.3 ± 1.1	2.0 ± 0.0
75 3	3.6 ± 0.9	2.0 ± 0.0	3.4 ± 1.0	2.0 ± 0.0

Table 4: Improvements of the objective value (in %) and average number of iterations for the Leukemia data set. Left column: Euclidean distance, right: KL-divergence.

		Mll, Euc.			
k_1	k_2	x	xk	xc	xkc
3	3	$6.52e + 04$	10.54%	11.26%	11.45%
	r				
	s	1.41%	10.62%	11.20%	11.46%
50	3	$5.83e + 04$	8.40%	12.53%	13.21%
	r				
	s	1.12%	8.23%	12.35%	13.17%
75	3	$5.75e + 04$	7.84%	11.69%	12.52%
	r				
	s	0.84%	7.86%	11.68%	12.52%

		no. iterations CC			
k_1	k_2	rc	rkc	sc	skc
3	3	4.2 ± 1.2	2.0 ± 0.3	3.8 ± 1.0	2.0 ± 0.5
50	3	4.7 ± 1.9	2.0 ± 0.0	4.2 ± 1.5	2.1 ± 0.3
75	3	4.4 ± 1.4	2.0 ± 0.0	4.3 ± 1.5	2.0 ± 0.0

Table 5: Improvements of the objective value (in %) and average number of iterations of CC for the *Mll* data set with Euclidean distances.

Our experiments demonstrated the dependence of the multi-dimensional clustering on the single-dimensional clusterings, confirming the dependence stated in the theoretical bound. On real-world data, the approximation algorithm is also suitable as an initialization for a simultaneous co-clustering algorithm, and endows the latter with its approximation guarantees. In fact the approximation algorithm by itself can also yield reasonable results in practice.

In our experiments we used single-dimensional clusterings with guarantees for our overall approximation algorithm. An interesting direction for future work is the development of a simultaneous approximation algorithm, such as a specific co-clustering seeding scheme of multi-dimensional centers, which can be then used as a subroutine by our tensor clustering algorithm.

References

- [1] M. R. Ackermann and Johannes Blömer. Coresets and Approximate Clustering for Bregman Divergences. In *Proc. 20th ACM-SIAM Symposium on Discrete Algorithms (SODA '09)*, 2009. To appear.
- [2] M. R. Ackermann, J. Blomer, and C. Sohler. Clustering for metric and non-metric distance measures. In *ACM-SIAM SODA*, April 2008.
- [3] S. Agarwal, J. Lim, L. Zelnik-Manor, P. Perona, D. Kriegman, and S. Belongie. Beyond pairwise clustering. In *IEEE CVPR*, 2005.
- [4] A. Anagnostopoulos, A. Dasgupta, and R. Kumar. Approximation algorithms for co-clustering. In *PODS*, 2008.
- [5] S. A. Armstrong. Mll translocations specify a distinct gene expression profile that distinguishes a unique leukemia. *Nature Genetics*, 30:41–17, 2002.
- [6] D. Arthur and S. Vassilvitskii. **k-means++**: The Advantages of Careful Seeding. In *SODA*, pages 1027–1035, 2007.
- [7] A. Banerjee, S. Merugu, I. S. Dhillon, and J. Ghosh. Clustering with Bregman Divergences. *JMLR*, 6(6):1705–1749, October 2005.
- [8] A. Banerjee, S. Basu, and S. Merugu. Multi-way Clustering on Relation Graphs. In *SIAM Data Mining*, 2007.
- [9] A. Banerjee, I. S. Dhillon, J. Ghosh, S. Merugu, and D. S. Modha. A Generalized Maximum Entropy Approach to Bregman Co-clustering and Matrix Approximation. *JMLR*, 8:1919–1986, 2007.

-
- [10] R. Bekkerman, R. El-Yaniv, and A. McCallum. Multi-way distributional clustering via pairwise interactions. In *ICML*, 2005.
- [11] L. M. Bregman. The relaxation method of finding the common point of convex sets and its applications to the solution of problems in convex programming. *U.S.S.R. Computational Mathematics and Mathematical Physics*, 7(3):200–217, 1967.
- [12] Y. Censor and S. A. Zenios. *Parallel Optimization: Theory, Algorithms, and Applications*. Oxford University Press, 1997.
- [13] Y. Cheng and G. Church. Biclustering of expression data. In *Proceedings ISMB*, pages 93–103. AAAI Press, 2000.
- [14] H. Cho and I. Dhillon. Coclustering of human cancer microarrays using minimum sum-squared residue coclustering. *IEEE/ACM Transactions on Computational Biology and Bioinformatics*, 5(3):385–400, 2008.
- [15] H. Cho, I. S. Dhillon, Y. Guan, and S. Sra. Minimum Sum Squared Residue based Co-clustering of Gene Expression data. In *Proc. 4th SIAM International Conference on Data Mining (SDM)*, pages 114–125, Florida, 2004. SIAM.
- [16] V. de Silva and L.-H. Lim. Tensor Rank and the Ill-Posedness of the Best Low-Rank Approximation Problem. *SIAM J. on Matrix Analysis and Applications*, 30(3):1084–1127, 2008.
- [17] I. S. Dhillon, S. Mallela, and D. S. Modha. Information-theoretic co-clustering. In *Proc. ACM SIGKDD 2003*, pages 89–98, 2003.
- [18] P. Drineas, A. Frieze, R. Kannan, S. Vempala, and V. Vinay. Clustering large graphs via the singular value decomposition. *Machine Learning*, 56:9–33, 2004.
- [19] T. R. Golub, D. K. Slonim, P. Tamayo, C. Huard, M. Gaasenbeek, J. P. Mesirov, H. Coller, M.L. Loh, J. R. Downing, M. A. Caliguri, C. D. Bloomfield, and E. S. Lander. Molecular classification of cancer: Class discovery and class prediction by gene expression monitoring. *Science*, 286:531–537, 1999.
- [20] V. M. Govindu. A tensor decomposition for geometric grouping and segmentation. In *IEEE CVPR*, 2005.
- [21] W. H. Greub. *Multilinear Algebra*. Springer, 1967.
- [22] J. A. Hartigan. *Clustering Algorithms*. Wiley, 1975.
- [23] J. A. Hartigan. Direct clustering of a data matrix. *Journal of the American Statistical Association*, 67(337):123–129, March 1972.
- [24] Y. Kluger, R. Basri, and J. T. Chang. Spectral biclustering of microarray data: Coclustering genes and conditions. *Genome Research*, 13:703–716, 2003.
- [25] A. Kumar, Y. Sabharwal, and S. Sen. A simple linear time $(1 + \epsilon)$ -approximation algorithms for k-means clustering in any dimensions. In *IEEE Symp. on Foundations of Comp. Sci.*, 2004.
- [26] S. P. Lloyd. Least squares quantization in PCM. *IEEE Tran. on Inf. Theory*, 28(2):129–136, 1982.
- [27] B. Long, X. Wu, and Z. Zhang. Unsupervised learning on k-partite graphs. In *SIGKDD*, 2006.

-
- [28] R. Nock, P. Luosto, and J. Kivinen. Mixed bregman clustering with approximation guarantees. In *Euro. Conf. on Mach. Learning (ECML)*, LNAI 5212, 2008.
- [29] K. Puolamäki, S. Hanhijärvi, and G. C. Garriga. An approximation ratio for biclustering. *Inf. Process. Lett.*, 108(2):45–49, 2008.
- [30] A. Shashua, R. Zass, and T. Hazan. Multi-way Clustering Using Super-Symmetric Non-negative Tensor Factorization. *LNCS*, 3954:595–608, 2006.
- [31] S. Sra, S. Jegelka, and A. Banerjee. Approximation algorithms for bregman clustering co-clustering and tensor clustering. Technical Report 177, MPI for Biological Cybernetics, Oct. 2008.