

# Long period exoplanets from dynamical relaxation

Caleb Scharf<sup>1</sup>

*Columbia Astrophysics Laboratory, Columbia University, 550 West 120th St., MC 5247, New York, NY 10027*

caleb@astro.columbia.edu

Kristen Menou

*Department of Astronomy, Columbia University,*

kristen@astro.columbia.edu

## ABSTRACT

Recent imaging campaigns indicate the likely existence of massive planets ( $\sim 1 - 10 M_J$ ) on  $\gtrsim 1000$  year orbits about a few percent of stars. Such objects are not easily explained in most current planet formation models. In this Letter we use ensembles of 100 N-body simulations to evaluate the potential for planet scattering during relaxation of dynamically active systems to explain the population of giant planets with projected separations up to a few 100 AU. We find that such a mechanism could indeed be at play, and that statistical samples of long period planets could place interesting constraints on early stage planet formation scenarios. Results from direct imaging and microlensing surveys are complementary probes of this dynamical relaxation process.

*Subject headings:* planets and satellites: formation — methods: N-body simulations

## 1. Introduction

The ongoing discovery of exoplanets is providing a wealth of opportunities to test models of planetary system formation, and has already revealed that our own solar system is not necessarily typical (see Udry & Santos (2007) for a review). Due to the natural biases of radial velocity and transit detection methods a major focus has been on short period planets, of all ages. Direct imaging efforts are biased oppositely, towards the detection of long period, young, and massive planets (see, e.g., Beuzit et al. 2007, for a review). Microlensing searches are also sensitive to longer period objects, independent of system age (see, e.g., Gaudi 2008, for a review). Recent

---

<sup>1</sup>Columbia Astrobiology Center

direct imaging efforts have yielded constraints on the likelihood of certain classes of long period gas-giant planets (Masciadri et al. 2005; Biller et al. 2007; Kasper et al. 2007; Nielsen et al. 2008), together with a number of increasingly robust claims of detection of long period planets, or sub-stellar companions (e.g., Neuhäuser et al. 2005; Mohanty et al. 2007; Oppenheimer et al. 2008; Lafrenière, Jayawardhana, & van Kerkwijk 2008); and in particular Kalas et al. (2008) and Marois et al. (2008). These objects have projected separations of  $\sim 20$  to a few 100 AU. The result of Lafrenière, Jayawardhana, & van Kerkwijk (2008) (LJvK08) is interesting, since it claims detection of an  $8_{-1}^{+4} M_J$  object at apparent separation of 330 AU from the parent star (1RXS J160929.1-210524) - an approximately solar-mass star in the young ( $\sim 5$  Myr) Upper Scorpius association. Taken at face value this represents one positive detection out of  $\sim 80$  potential planet hosting stars, or a detection rate of  $\sim 1\%$  - although clearly this is a very crude evaluation since the detectability of companions is a complex function varying from star to star.

Most protostellar/proto-planetary disks are approximately 100 AU in radius, and core accretion models predict giant planet formation close to the water-ice snowline ( $< 10$  AU), where coalescence timescales are close to, or within, the disk lifetime against photoevaporation (e.g. Hollenbach, Yorke, & Johnstone (2000)). Gravitational instability models (Boss 1997) might have a higher probability of forming massive planets at large radii - but this would require quite unusually massive and extended disks. As pointed out by LJvK08, this suggests that migration and/or scattering mechanisms might be necessary to explain a planet at projected separation of 330 AU. Another possibility is that highly mass-imbalanced wide binary systems could form, with stellar and sub-stellar companions.

In this Letter we present the results of numerical simulations of ensembles of 100 planetary systems that capture the effect of strong dynamical evolution through planet-planet scattering. We present a number of proof-of-principle predictions for objects with large semi-major orbital axes ( $> 100$  AU), in particular those in young systems. Our methodology stems primarily from the work of Juric & Tremaine (2008), and other investigations of dynamical effects (e.g., Papaloizou & Terquem 2001; Adams & Laughlin 2003; Ida & Lin 2004; Veras & Armitage 2004; Adams & Laughlin 2006; Debes & Sigurdsson 2006; Chatterjee et al. 2008; Ford & Rasio 2008; Raymond et al. 2008; Thommes et al. 2008b). Juric & Tremaine (2008) suggest that, for the purposes of studying dynamical evolution, planet formation may be simplified into two stages. The initial episode (Stage 1) involves the assembly and evolution of a circumstellar and proto-planetary disk over  $\sim 10^6 - 10^7$  years. During Stage 1, planetary embryos are formed, destroyed, and interact strongly with their disk surroundings. Stage 2 takes place once the major part of the gaseous proto-planetary disk has dissipated. It involves the dynamical evolution of any planets that remain, including collisions, mergers, scattering, and significant planet ejection from the systems over the following tens to hundreds of millions of years. Using large ensembles of statistically identical initial conditions for planetary systems Juric & Tremaine (2008) demonstrated that, in quite general circumstances, aspects of the observed distribution of *giant* exoplanet orbital eccentricities can be reproduced. This result is not strongly dependent on initial conditions as long as systems are

dynamically active, or partially active. It also demonstrates the utility of studying the *statistical dynamical* properties of a population of planetary systems, rather than trying to identify a physical process that prescribes orbital characteristics in any single system.

Planets in dynamically active systems experience strong mutual interactions and frequent encounters and undergo relaxation. This typically occurs when the spacing relative to the mutual Hill Radii (e.g., Henon & Petit 1986) is small. Partially active systems contain only a subset of objects undergoing strong and frequent interactions, and while *inactive* systems still evolve, there are typically few or no major encounters in this case. Both active and partially active systems tend to lose planets as a function of time (instability timescales are given by Chatterjee et al. (2008)). This occurs through collisions (and mergers), capture by the parent star, or very often through complete ejection from the system. Thus, the Stage 2 dynamical paradigm predicts *both* a large population of ejected planets and a systematic excess of planets in very young systems compared to older systems.

## 2. Simulations and methodology

We employ the publicly available N-body integration routines in the MERCURY6 package (Chambers 1999) to follow the dynamical evolution of statistically identical ensembles of planetary systems. MERCURY6 also allows for close encounters and fully inelastic (no fragmentation) star-planet or planet-planet collisional mergers. We have found that a high-accuracy Burlisch-Stoer integrator typically provides relative energy errors of less than  $10^{-5}$  up to integration times of  $10^7$  years for the systems we are modeling. For simplicity we therefore use the Burlisch-Stoer BS2 integrator in MERCURY6 and restrict our integrations to  $10^7$  years - commensurate with the ages of the young planetary systems we hope to place constraints upon. Our methodology is otherwise similar to that of Juric & Tremaine (2008). We note that for dynamically active systems all but the final  $\sim 10\%$  of planet ejection/loss events have occurred by  $10^7$  years. Our simulations do not include the effects of tidal dissipation between planetary objects and the parent star. Dissipation due to star-planet tides can act to dampen orbital eccentricities, and is an important physical process for planets with short periods. We choose to circumvent these issues by ignoring planets with semi-major axes of less than 0.1 AU in our final results. This is well motivated in that tidal damping is expected to operate on timescales ranging from  $\sim 10^9$  to  $\sim 10^{12}$  years for objects with  $\sim 20$  day orbital periods around solar mass stars (e.g., Matsumura et al. 2008, and references therein).

We adopt a (somewhat arbitrary) physical ejection radius of 2000 AU, but note that for semi-major axes beyond  $\sim 1000$  AU, secular effects from Galactic tides may become important (see, e.g., Higuchi et al. 2007). It is possible that these tides would cause some of the planets we label as ejected to remain on bound orbits at very large separations. We neglect this possibility altogether in the present study.

## 2.1. Initial populations of objects

We perform two sets of runs, each with statistical ensembles of 100 systems. We populate the systems with 10 planets and adopt initial properties such that the systems are dynamically active. Masses are drawn randomly from a uniform distribution in  $\log(M)$  and are limited to a range of 0.1-10  $M_J$ . Initial orbital inclinations ( $i$ ) for all runs are drawn randomly from a Rayleigh (Schwarschild) distribution - where the peak, or mode, is equal to the distribution width parameter  $\sigma$ , and we set  $\sigma_i = 0.3$  degrees. Orbital eccentricities are also drawn from a Rayleigh distribution with  $\sigma_e = 0.3$ . In one run, that we denote as  $R_{30}$ , the initial semi-major axes are drawn randomly from a uniform distribution in  $\log(\text{distance})$  between 0.1 AU and 30 AU. In the second run, denoted as  $R_{100}$ , the outer truncation is increased to 100 AU. All systems contain a central stellar mass of  $1M_{\odot}$ .

The  $R_{30}$  and  $R_{100}$  runs illustrate as simply as possible the dependence on initial conditions of the dynamical relaxation process. The two leading scenarios for planet formation, core accretion and direct gravitational collapse, should lead to significantly different initial orbital outcomes for young planets (e.g., Lissauer 1993; Boss 1997; Papaloizou & Terquem 2006). Each of these scenarios faces challenges (e.g., Matzner & Levin 2005; Rafikov 2005; Dong et al. 2008) and they could in principle both operate in individual systems or in the proto-planetary population as a whole (e.g., Ribas & Miralda-Escude 2007). Given these complications, what is important in the present context is that the late dynamical architecture of exoplanetary systems could potentially allow us to discriminate between competing formation scenarios. Specifically, formation via core accretion is favored in the vicinity of the snow-line in the proto-planetary disk, typically well within a few tens of AU, while gravitational collapse is favored at larger orbital distances. This is the primary motivation for the two types of runs  $R_{30}$  and  $R_{100}$  performed here.

## 2.2. Monte Carlo “snapshots”

In order to model apparent separations of planet-star systems from our simulation outputs we must take into account the orbital characteristics and potential orientation of systems relative to a hypothetical observer. We adopt a simple algorithmic approach. First, the semi-major axis, eccentricity, and orbital period are used to construct a probability distribution for the instantaneous radial star-planet distance, assuming an observation made at a random time during the orbital period. We then assume that the orbital plane is randomly orientated with respect to the observer and project the star-planet radial separation onto the sky to obtain an apparent separation.

We can draw an arbitrary number of “snapshot” projections for all remaining bound planets in our simulations. Since this step is not computationally intensive, the actual number of snapshots is simply determined by the need to adequately populate the mass – projected separation plane. Here we generate 1000 such projections per individual planet, irrespective of any other bound planet in the system. For simplicity, we then generate a cumulative distribution of projected separations for

all individual planets, ignoring entirely conditional probabilities associated with multiple planetary systems. This is sufficient for our present purpose, focused on the apparently most distant planet, but a more careful analysis would clearly require conditional probabilities for projected separations to be accounted for.

Uncertainties in the separation distributions are estimated from the dominant Poisson statistics of the original simulations with a total of only  $10 \times 100$  statistically-identical planets, as opposed to the more numerous projection realizations. For instance, if  $N$  uniquely tagged planets, out of the total 1000 original ones, contribute to the statistics beyond some fixed projected separation, an uncertainty  $\sqrt{N}/N$  is applied to the apparent separation distribution. Plotted error bars/envelopes are  $1\sigma$ .

### 3. Results

In Figure 1 we plot the mean number of planets per system as a function of time for the two runs  $R_{30}$  and  $R_{100}$ . The more closely packed planets in  $R_{30}$  result in a faster decay, and by  $10^7$  years, when both runs are much more dynamically relaxed, the mean number of remaining planets in  $R_{30}$  is slightly lower than that in  $R_{100}$ , with  $\sim 2$  planets per system in both cases. These results are in good agreement with those of Juric & Tremaine (2008), who demonstrated that integrating to  $10^8$  years (by employing a symplectic integrator) results in only moderate further evolution, owing to the loss already of an average 80% of the initial population by  $10^7$  years.

By  $10^7$  years in run  $R_{30}$ , 25% of the initial population have collided with the central star, 12% undergo collision and merger with other planets and 44% are ejected (the majority by scattering into an unbound  $e > 1$  orbit, some by passing beyond 2000 AU, see below). For  $R_{100}$  21% collide with the central star, 11% undergo collision and merger, and 44% are ejected. This indicates that the primary difference in final planet numbers at  $10^7$  years between  $R_{30}$  and  $R_{100}$  is almost entirely due to the higher rate of collision with the central star in  $R_{30}$ .

In Figure 2 the eccentricity versus semi-major axis is plotted for all objects at several timeslices for the  $R_{100}$  run to illustrate the orbital evolution of the population. In the first  $\sim 10^6$  years a significant number of objects are scattered onto high eccentricity and large semi-major axis orbits. The great majority ( $> 99.2\%$ ) of objects that reach eccentricities  $e > 0.9$  become unbound ( $e > 1$ ) due to scattering close to periastron.

In Figure 3 we plot the cumulative number of planets beyond a given apparent separation. In both  $R_{30}$  and  $R_{100}$  runs, some outward diffusion of the planet population is clearly seen by comparison to the initial distribution. Cumulative distributions after  $10^6$  and  $10^7$  years are shown, and only modest evolution is seen at these late times. In both runs, there is some reduction in the fraction of objects between a few AU and  $\sim 100$  AU, from  $10^6$  to  $10^7$  years.

For comparison with the putative planet detection of LJvK08, we find that the population of

planets with 330 AU apparent separation or greater in the  $R_{100}$  run is  $0.9(\pm 0.6)\%$  with a variation of only  $\sim 0.2\%$  between  $10^6$  and  $10^7$  years. In the  $R_{30}$  run, the corresponding numbers are  $0.6(\pm 0.3)\%$  at  $10^6$  years and  $0.2(\pm 0.2)\%$  at  $10^7$  years. We note that these results are broadly consistent with Veras, Crepp, & Ford (2008) who find that  $\sim 0.5\%$  of dynamically evolved (scattered) systems at late times ( $> 10^7$  years) could still harbor a long-term stable planet with  $e > 0.8$  and  $a > 1000$  AU.

For a minimum apparent separation of 100 AU, at  $10^6$  years, these fractions increase to  $7.1(\pm 2.5)\%$  in the  $R_{100}$  runs and  $2.3(\pm 1.0)\%$  in the  $R_{30}$  runs. Later, at  $10^7$  years, there is little evolution in the  $R_{100}$  results, but a drop to  $1.4(\pm 0.6)\%$  in the  $R_{30}$  results.

Although these numbers are not suitable for a direct comparison to current imaging survey constraints, we nonetheless note that the constraint of Nielsen et al. (2008) that less than 20% of systems should harbor  $> 4M_J$  planets between 20 and 100 AU is broadly consistent with the results of our simulations. The  $R_{30}$  runs indicate that less than  $\sim 16\%$  of planets of all masses would be expected at larger than 20 AU apparent separations (at  $10^7$  years). The corresponding  $R_{100}$  result is less than  $\sim 30\%$ .

The results shown in Figure 3 do not discriminate between planets of different masses as a function of projected separation. This is a particularly important issue for direct imaging surveys, with yields depending on a combination of ages, masses and projected separations. We believe that a larger number of statistical realizations than performed here is needed to address this point reliably and postpone a more detailed investigation to future work.

#### 4. Discussion

Dynamical relaxation of young planetary systems can produce a population of long period planets within  $10^6 - 10^7$  years of planet formation.

The results presented here are subject to a number of limitations. Although the outcome of dynamical relaxation of active systems in terms of eccentricities is not strongly dependent on the initial conditions set during Stage 1 planet formation (Juric & Tremaine 2008), the precise relationship between other population characteristics at  $\sim 10^7$  years in Stage 2 and initial parameters needs further exploration. For example, the differences between our  $R_{30}$  and  $R_{100}$  runs indicate that information on semi-major axis distributions is indeed retained in the population of objects at later times. The population of long period planets could therefore potentially provide important constraints on the outcome of Stage 1 planet formation.

Furthermore, to make meaningful comparisons with observational surveys, one must allow for at least two biases: 1) Not all stars surveyed will necessarily form a population of giant planets during Stage 1. 2) Not all systems with giant planets will be dynamically active at the start of Stage 2. For instance, Juric & Tremaine (2008) estimate on the basis of the observed distribution of exoplanet eccentricities that perhaps 75% of currently known planetary systems have been dynami-

cally active. Less dynamically active systems, which were not directly addressed here, may provide better records of the planet formation outcome but at the expense of a smaller range of projected separations (with respect to the dynamically relaxed apparent separations shown in Fig. 3).

The detailed strategy of an imaging survey is also important for making meaningful comparisons with theoretical expectations. If the planet formation phase (Stage 1) lasts between  $10^6$  and  $10^7$  years, the timescale for disk dispersal/evaporation (e.g., Hollenbach, Yorke, & Johnstone 2000), then a “blind” survey of young stars - where the target objects span a wide range of ages up to a few  $10^7$  years - may not be well suited to probe the earliest Stage 2 phase. Indeed, the fast (Stage 2) relaxation phase (Figure 1), relative to a longer duration Stage 1 gaseous phase, suggests that it may be statistically difficult to identify the systematically larger number of planets expected in younger, dynamically-active proto-planetary systems. On the other hand, Thommes et al. (2008a) present evolutionary scenarios based on mean-motion resonance locking and remnant planetesimal disk evolution in which the transition from Stage 1 to the Stage 2 relaxation occur much more gradually. Finding a larger number of planets in younger systems would provide strong observational evidence in support of the dynamical relaxation scenario.

We conclude that the detection of massive planets at apparent separations of a few 100 AU need not be a challenge to the core accretion model of planet formation if dynamical relaxation occurs through extensive planet-planet scattering. Furthermore, the number of very long period planets resulting from scattering during the first few Myrs following disk dispersal may be consistent with current upper limits, and claimed detections, from all existing planet imaging campaigns.

These are encouraging but very preliminary results. They suggest that a more systematic exploration of dynamical relaxation outcomes for long-period planets, as a function of initial conditions and system age, could provide a valuable additional means to interpret the existing and future yields of direct imaging surveys. Furthermore, since microlensing surveys probe the same projected planetary separations, but typically at much later system ages, they provide very useful complimentary information on the late stages of the dynamical relaxation process. Together such data would allow consistency checks to be performed on the systematic trends expected between early and late stages of orbital evolution in this promising model.

The referee is thanked for comments that helped improve the paper. CS acknowledges the support of Columbia University’s Initiatives in Science and Engineering, and NASA Astrobiology: Exobiology grant # NNG05GO79G.

## REFERENCES

- Adams, F. C., & Laughlin, G. 2003, *Icarus*, 163, 290  
Adams, F. C., & Laughlin, G. 2006, *ApJ*, 649, 992

- Beuzit, J.-L., Mouillet, D., Oppenheimer, B. R. & Monnier, J. D. 2007, *Protostars and Planets V*, B. Reipurth, D. Jewitt, and K. Keil (eds.), University of Arizona Press, Tucson, 951 pp., 2007., p.717-732
- Biller, B. A., et al. 2007, *ApJS*, 173, 143
- Boss, A. P. 1997, *Science*, 276, 1836
- Chambers, J. E. 1999, *MNRAS*, 304, 793
- Chatterjee, S., Ford, E. B., Matsumura, S., & Rasio, F. A. 2008, *Astrophysical Journal*, 686, 580
- Debes, J. H., & Sigurdsson, S. 2006, *A&A*, 451, 351
- Dong, S. et al. 2008, *ApJ* submitted, arXiv:0804.1354
- Ford, E. B. & Rasio, F. A. 2008, *ApJ* 686, 621
- Gaudi, B. S. 2008, in "Extreme Solar Systems," ASP Conference Series, ed. Debra Fischer, Fred Rasio, Steve Thorsett and Alex Wolszczan, p. 479, arXiv:0711.1614
- Henon, M., & Petit, J.-M. 1986, *Celestial Mechanics*, 38, 67
- Higuchi, A., Kokubo, E., Kinoshita, H., & Mukai, T. 2007, *AJ*, 134, 1693
- Hollenbach, D. J., Yorke, H. W., & Johnstone, D. 2000, *Protostars and Planets IV*, 401
- Ida, S., & Lin, D. N. C. 2004, *ApJ*, 604, 388
- Juric, M., & Tremaine, S. 2008, *ApJ*, 686, 603
- Kalas, P., et al. 2008, *Science*, 322, 1345
- Kasper, M., Apai, D., Janson, M., & Brandner, W. 2007, *A&A*, 472, 321
- Lafrenière, D., Jayawardhana, R., & van Kerkwijk, M. H. 2008, *ArXiv e-prints*, 809, arXiv:0809.1424
- Lissauer, J. J. 1993, *ARA&A*, 31, 129
- Marois, C., et al. 2008, *Science*, 322, 1348
- Masciadri, E., Mundt, R., Henning, T., Alvarez, C., & Barrado y Navascués, D. 2005, *ApJ*, 625, 1004
- Matsumura, S., Takeda, G. & Rasio, F. 2008, *ApJL* in press, arXiv:0808.3724
- Matzner, C. D. & Levin, Y. 2005, *ApJ*, 628, 817
- Mohanty, S., Jayawardhana, R., Huélamo, N., & Mamajek, E. 2007, *ApJ*, 657, 1064

- Nielsen, E. L., Close, L. M., Biller, B. A., Masciadri, E., & Lenzen, R. 2008, *ApJ*, 674, 466
- Neuhäuser, R., Guenther, E. W., Wuchterl, G., Mugrauer, M., Bedalov, A., & Hauschildt, P. H. 2005, *A&A*, 435, L13
- Oppenheimer, B. R. et al. 2008, *ApJ*, 679, 1574
- Papaloizou, J. C. B., & Terquem, C. 2001, *MNRAS*, 325, 221
- Papaloizou, J. C. B., & Terquem, C. 2006, *Rep. Prog. Phys.*, 69, 119
- Rafikov, R. R. 2005, *ApJL*, 621, L69
- Raymond, S. N., Barnes, R., Armitage, P. J., & Gorelick, N. 2008, *ArXiv e-prints*, 809, arXiv:0809.3449
- Ribas, I. & Miralda-Escude, J. 2007, *A&A*, 464, 779
- Thommes, E.W., Bryden, G., Wu, Y. & Rasio, F. A. 2008a, *ApJ*, 675, 1538
- Thommes, E.W., Matsumura, S. & Rasio, F. A. 2008b, *Science*, 321, 814
- Udry, S., & Santos, N. C. 2007, *ARA&A*, 45, 397
- Veras, D., & Armitage, P. J. 2004, *MNRAS*, 347, 613
- Veras, D., Crepp, J. R., & Ford, E. B. 2008, *AAS/Division of Dynamical Astronomy Meeting*, 39, #06.03

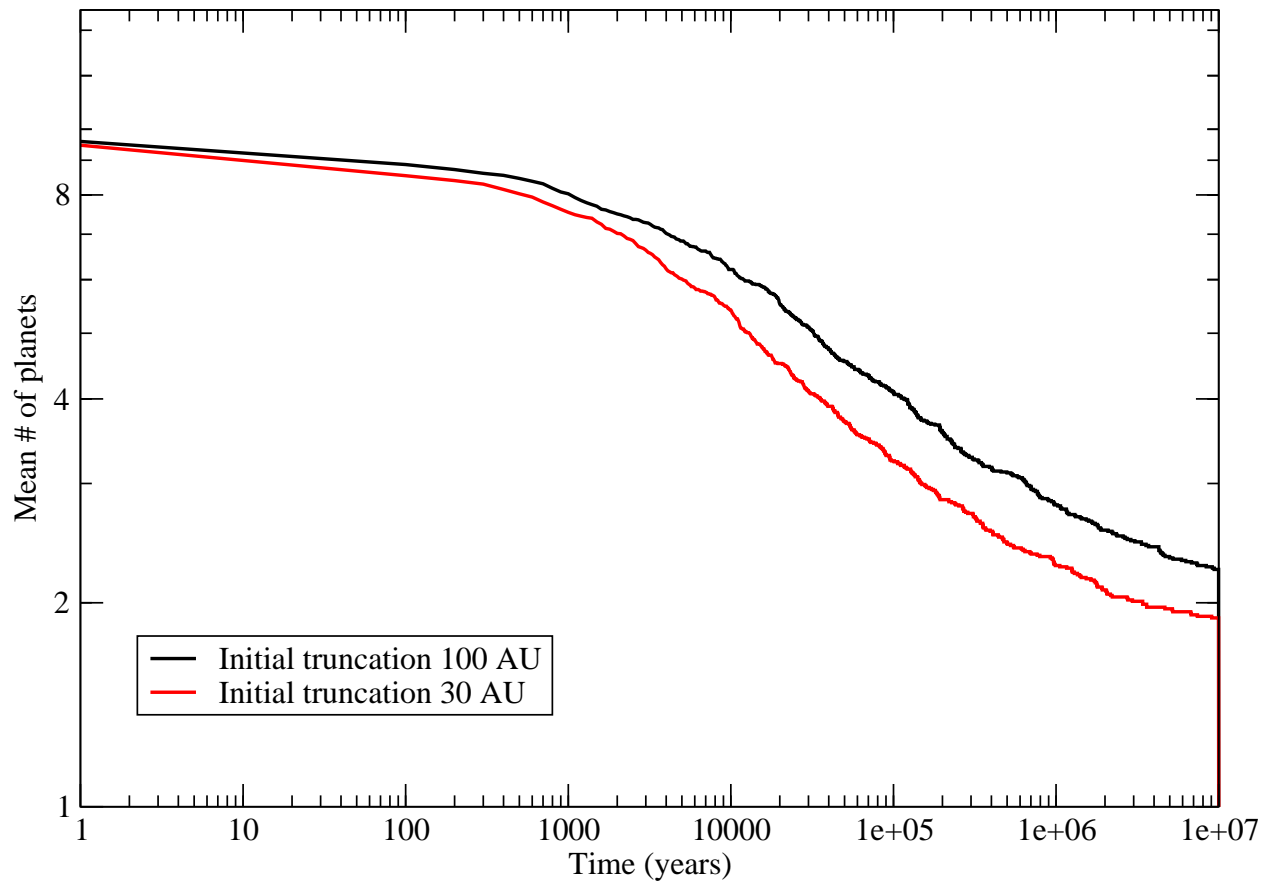


Fig. 1.— The mean number of remaining planets per system is plotted as a function of time for runs  $R_{30}$  and  $R_{100}$ . Most collisions (planet-planet and planet-star) and ejections occur within the first  $10^5 - 10^6$  simulated years.

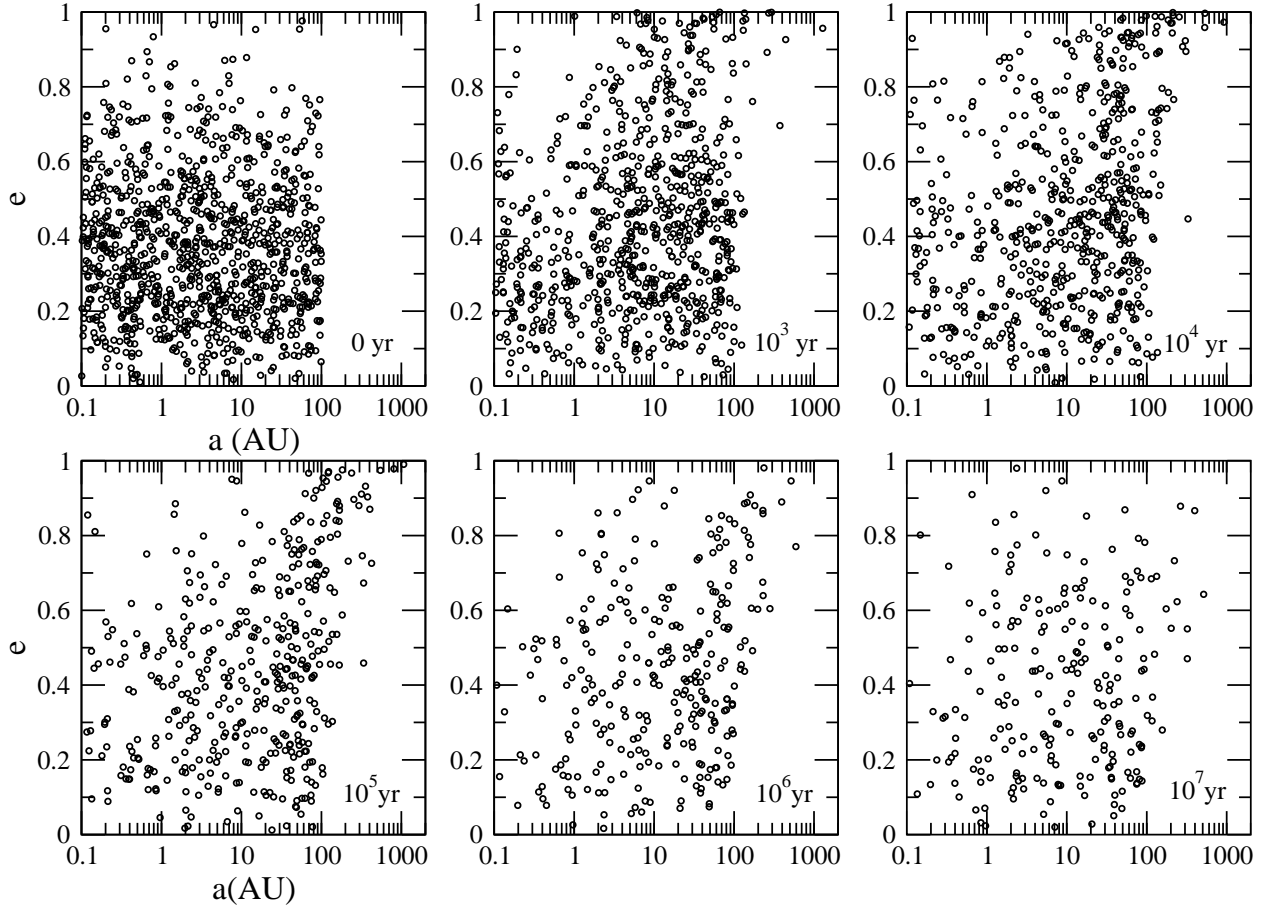


Fig. 2.— The orbital eccentricities and semi-major axes of objects plotted at a number of times for the  $R_{100}$  run. Starting at the upper left and moving right, plots show the distribution at 0,  $10^3$ , and  $10^4$  years. Lower panels, left to right, are for  $10^5$ ,  $10^6$  and  $10^7$  years. Of the highest eccentricity objects ( $e > 0.9$ ) at any given time, less than  $\sim 0.8\%$  remain on bound orbits by  $10^7$  years.

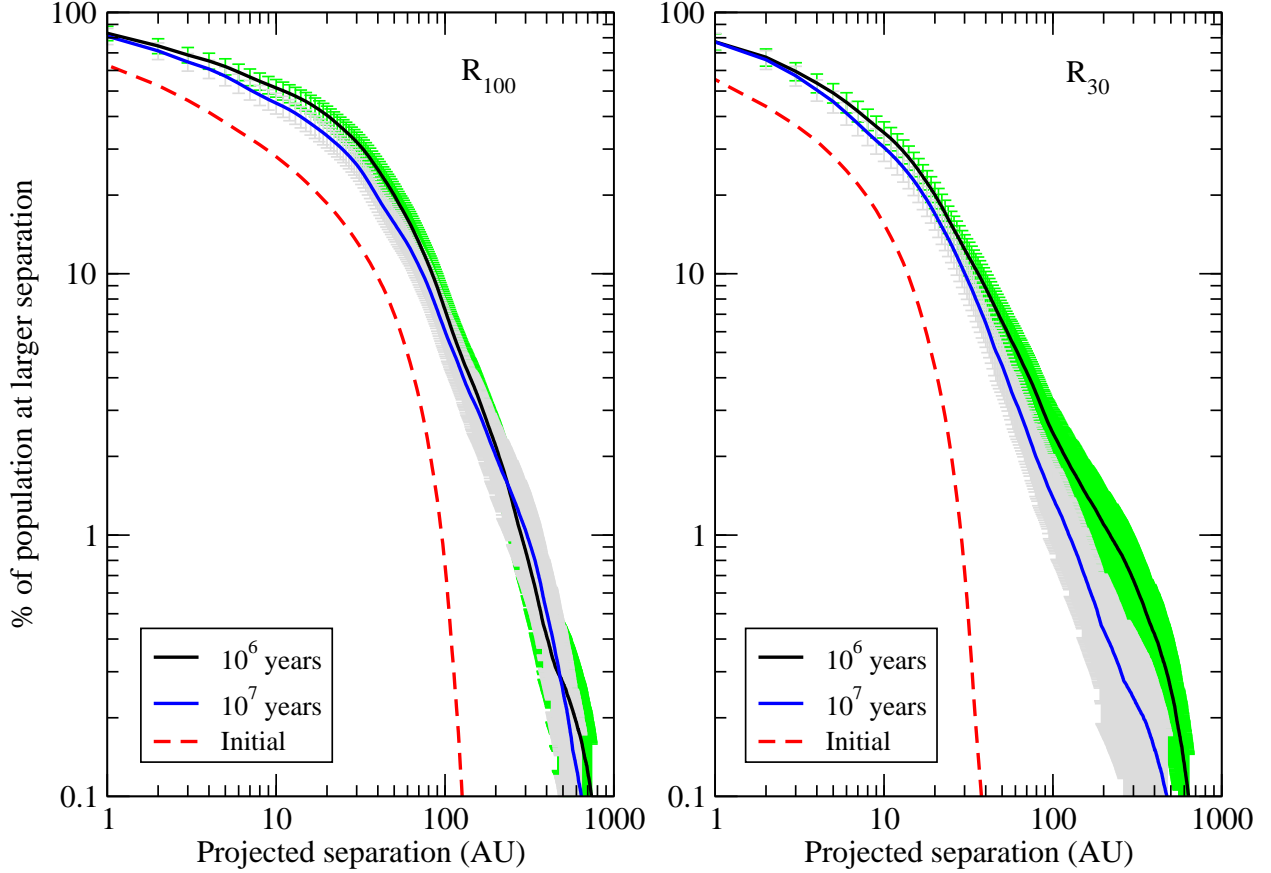


Fig. 3.— The percentage of the remaining planet population with apparent separation greater than a given value is shown for the two models explored. *Left panel:*  $R_{100}$  ensemble results. Black curve and green error bars correspond to the population after  $10^6$  years, blue curve and grey error bars correspond to the population after  $10^7$  years. Errors are computed from the Poisson uncertainty in the underlying number of planets used to seed the Monte Carlo projected separation distributions. The red dashed curve shows the initial conditions. *Right panel:*  $R_{30}$  ensemble results. In both panels, the consequences of an outward diffusion of planets from their initial distribution are clearly seen. Planets in the tail of the projected separation distribution typically have eccentricities  $e \gtrsim 0.4$  (see Figure 2).