

ON RIGHT-ANGLED ARTIN GROUPS WITHOUT SURFACE SUBGROUPS

SANG-HYUN KIM

ABSTRACT. We study the class \mathcal{N} of graphs, the right-angled Artin groups defined on which do not contain surface subgroups. We prove that a presumably smaller class \mathcal{N}' is closed under amalgamating along complete subgraphs, and also under adding bisimplicial edges. It follows that chordal graphs and chordal bipartite graphs belong to \mathcal{N}' .

1. INTRODUCTION

In this paper, a *graph* will mean a finite graph without loops or multi-edges. For a graph Γ , let $V(\Gamma)$ and $E(\Gamma)$ denote the vertex set and the edge set of Γ , respectively. The *right-angled Artin group with the underlying graph* Γ is the group presentation

$$A(\Gamma) = \langle V(\Gamma) \mid [u, v] = 1 \text{ for } \{u, v\} \in E(\Gamma) \rangle.$$

Also known as *graph groups* or *partially commutative groups*, right-angled Artin groups possess various group theoretic properties. One of the most fundamental results is that, two right-angled Artin groups are isomorphic if and only if their underlying graphs are isomorphic [20, 10]. Right-angled Artin groups are linear [19, 18, 7], biorderable [12, 6], and acting on finite-dimensional CAT(0) cube complexes freely and cocompactly [3, 23, 25]. Any subgroup of a right-angled Artin group surjects onto \mathbb{Z} [17].

Certain group theoretic properties of $A(\Gamma)$ can be detected by graph theoretic properties of Γ . The *complement graph* of a graph Γ is the graph $\bar{\Gamma}$, defined by $V(\bar{\Gamma}) = V(\Gamma)$ and $E(\bar{\Gamma}) = \{\{u, v\} \mid \{u, v\} \notin E(\Gamma)\}$. For a subset S of $V(\Gamma)$, the *induced subgraph* Γ_S of Γ on S is the maximal subgraph of Γ with the vertex set S . We also write $\Gamma_S \leq \Gamma$. Note that $V(\Gamma_S) = S$ and $E(\Gamma_S) = \{\{u, v\} \mid u, v \in S \text{ and } \{u, v\} \in E(\Gamma)\}$. If Λ is another graph, an *induced* Λ in Γ is an induced subgraph of Γ , which is isomorphic to Λ . An elementary fact is, if Γ contains an induced Λ , then $A(\Lambda)$ embeds into $A(\Gamma)$. A *complete graph* K_n is a graph with n vertices such that every pair of distinct vertices are joined by an edge. For convention, $K_0 = \emptyset$ is considered also as a complete graph. C_n and P_n denote the cycle and the path with n vertices, respectively. In particular, P_n is obtained by removing an edge in C_n . C_3 is also called a *triangle*. A graph is *chordal* if the

Date: October 28, 2018.

2000 Mathematics Subject Classification. Primary 20F36, 20F65; Secondary 05C25.

Key words and phrases. right-angled Artin group, graph group, surface group, label-reading map.

graph does not contain any induced cycle of length at least 4. Graph theoretic characterizations of Γ determine several group theoretic properties of $A(\Gamma)$:

- $A(\Gamma)$ is coherent (i.e. every finitely generated subgroup is finitely presented), if and only if Γ is *chordal* [9], if and only if $A(\Gamma)$ has a free commutator subgroup [27].
- $A(\Gamma)$ is subgroup separable (i.e. every finitely generated subgroup is closed in the profinite topology), if and only if Γ does not contain an induced C_4 or an induced P_4 [24], which happens exactly when every subgroup of $A(\Gamma)$ is also a right-angled Artin group [11].
- $A(\Gamma)$ is virtually a 3-manifold group, if and only if each connected component of Γ is a tree or a triangle [9, 15].

In this paper, a *surface* will mean a compact, oriented 2-manifold. A *closed* (compact, respectively) *hyperbolic surface group* will mean the fundamental group of a closed (compact, respectively) hyperbolic surface. Finding sufficient and necessary conditions for a given group to contain a closed hyperbolic surface group is an important question motivated by 3-manifold theory. In this article, we consider this question in the case of right-angled Artin groups. Namely, we investigate

$$\mathcal{N} = \{\Gamma \mid A(\Gamma) \text{ does not contain a closed hyperbolic surface group}\}.$$

$A(\Gamma)$ is known to contain a closed hyperbolic surface group if Γ has an induced C_n ($n \geq 5$) [27] or an induced \overline{C}_n ($n \geq 5$) [22] (proved by the author). That is, C_n and \overline{C}_n are not in \mathcal{N} for $n \geq 5$. The classification of the graphs in \mathcal{N} with at most 8 vertices is given in [5]. A *complete graph amalgamation* of two graphs is the union of the two graphs such that their intersection is complete; in particular, those two graphs will be induced subgraphs of the union. A key stumbling block for the (graph theoretic) characterization of \mathcal{N} is the following conjecture.

Conjecture 1.1. *\mathcal{N} is closed under complete graph amalgamation.*

For a graph Γ , a cube complex X_Γ is inductively defined as follows.

- $X_\Gamma^{(0)}$ is a single vertex.
- Suppose $X_\Gamma^{(k-1)}$ is constructed, so that each complete subgraph of Γ with i vertices ($i < k$) corresponds to an i -torus. Let K be a complete subgraph of Γ with k vertices. Glue a unit k -cube to $X_\Gamma^{(k-1)}$ so that distinct pairs of parallel faces are glued to distinct $(k-1)$ -tori corresponding to the complete subgraphs of K with $k-1$ vertices.

X_Γ , called the *Salveti complex* of $A(\Gamma)$, is a locally CAT(0) cube complex, on which $A(\Gamma)$ acts freely and cocompactly. In particular, X_Γ is a $K(A(\Gamma), 1)$ -space [4].

Suppose $\Gamma = \Gamma_1 \cup \Gamma_2$, such that $K = \Gamma_1 \cap \Gamma_2$ is complete and $\Gamma \notin \mathcal{N}$. One can find a closed hyperbolic surface S , and a π_1 -injective map $f: S \rightarrow X_\Gamma$. Since $A(\Gamma)$ is the amalgamated free product of $A(\Gamma_1)$ and $A(\Gamma_2)$ along a free abelian subgroup $A(K)$, a transversality argument shows that there exists a compact hyperbolic surface $S_1 \subseteq S$ and a π_1 -injective map $g: S_1 \rightarrow X_{\Gamma_1}$ such that $g(\partial S_1) \subseteq X_K$, for $i = 1$ or 2 . Hence in order to approach Conjecture 1.1, it is natural to consider a *relative embedding* of a compact hyperbolic surface group into $A(\Gamma)$, as follows.

Definition 1.2. Let Γ be a graph and S be a compact hyperbolic surface. An embedding $\phi: \pi_1(S) \rightarrow A(\Gamma)$ is called a *relative embedding* if $\phi = f_*$ for some π_1 -injective map $f: S \rightarrow X_\Gamma$ satisfying the following:

for each boundary component $\partial_i S$ of S , there exists a complete subgraph $K \leq \Gamma$ such that $f(\partial_i S) \subseteq X_K$.

Define \mathcal{N}' to be the class of graphs Γ such that $A(\Gamma)$ does not allow a relative embedding of a compact hyperbolic surface group. It is vacuously true that $\mathcal{N}' \subseteq \mathcal{N}$. Also, the paragraph preceding Definition 1.2 has proved the following.

Lemma 1.3. *If $\Gamma \notin \mathcal{N}$ and Γ is a complete graph amalgamation of Γ_1 and Γ_2 , then $\Gamma_i \notin \mathcal{N}'$ for $i = 1$ or 2 . \square*

For a compact surface S and a set V , a *V-dissection on S* is a pair (\mathcal{H}, λ) such that \mathcal{H} is a set of transversely oriented simple closed curves and properly embedded arcs on S , and $\lambda: \mathcal{H} \rightarrow V$ [6]. For each $\gamma \in \mathcal{H}$, $\lambda(\gamma)$ is called the *label* of γ . Note that our definition allows curves or arcs of the same label to intersect, while the definition in [6] does not. Let Γ be a graph and (\mathcal{H}, λ) be a $V(\Gamma)$ -dissection. Suppose that for any α and β in \mathcal{H} , $\alpha \cap \beta \neq \emptyset$ only if $\lambda(\alpha)$ and $\lambda(\beta)$ are equal or adjacent in Γ . Then (\mathcal{H}, λ) determines a map $\phi: \pi_1(S) \rightarrow A(\Gamma)$. ϕ maps the equivalence class of a based, oriented loop $\alpha \subseteq S$ onto the word in $A(\Gamma)$, obtained by reading off the labels of the curves and the arcs in \mathcal{H} that α intersects, and recording the order and the transverse orientations of the intersections. That is, when α crosses $\gamma \in \mathcal{H}$, one records $\lambda(\gamma)$ or $\lambda(\gamma)^{-1}$, according to whether the orientation of α matches the transverse orientation of γ . This map $\phi: \pi_1(S) \rightarrow A(\Gamma)$ is called the *label-reading map with respect to* (or, *induced by*) (\mathcal{H}, λ) , and (\mathcal{H}, λ) is called a *label-reading pair with the underlying graph Γ* . In [6], it is shown that any map $\pi_1(S) \rightarrow A(\Gamma)$ can be realized as a label-reading map. By studying this label-reading pair, we will prove that a relative embedding of a compact hyperbolic surface group into $A(\Gamma)$ can be promoted to an embedding of a closed hyperbolic surface group into $A(\Gamma^*)$, for some graph Γ^* which is strictly larger than Γ (Lemma 3.10). This plays a crucial role in the proof of the following theorem.

Theorem 3.12. *\mathcal{N}' is closed under complete graph amalgamation.*

$K_n \in \mathcal{N}'$, since $A(K_n) \cong \mathbb{Z}^n$ does not contain any non-abelian free group. A classical result of Dirac shows that any chordal graph can be constructed by taking complete graph amalgamations successively, starting from complete graphs [8, 14]. So, we have:

Corollary 3.13. *All chordal graphs are in \mathcal{N}' .*

Given a label-reading pair (\mathcal{H}, λ) inducing $\phi: \pi_1(S) \rightarrow A(\Gamma)$, we will define the *complexity* of (\mathcal{H}, λ) . A label-reading pair (\mathcal{H}, λ) is called *normalized* if the complexity of (\mathcal{H}, λ) is minimal in the lexicographical ordering, among all the label-reading pairs inducing the same map up to conjugation in $A(\Gamma)$. Certain properties of a label-reading map can be more easily detected by looking at this normalized label-reading pairs. An edge $\{a, b\}$ of a graph Γ is called *bisimplicial* if

any vertex adjacent to a is either equal or adjacent to any vertex that is adjacent to b [13]. For $e \in E(\Gamma)$, \dot{e} denote the interior of e .

Theorem 5.1. *Let e be a bisimplicial edge of Γ . If $\Gamma \setminus \dot{e} \in \mathcal{N}'$, then $\Gamma \in \mathcal{N}'$.*

A *chordal bipartite* graph is a graph that does not contain a triangle or an induced cycle of length at least 5. By definition, a chordal bipartite graph is not necessarily chordal. Any chordal bipartite graph can be obtained by successively attaching bisimplicial edges, starting from a discrete graph [13]. Using this, we prove:

Corollary 5.2. *All chordal bipartite graphs are in \mathcal{N}' .*

In particular, if Γ is chordal or chordal bipartite, then $A(\Gamma)$ does not contain a closed hyperbolic surface group. This first appeared in [21] and also follows from [5].

We will also prove that \mathcal{N}' is closed under a certain graph operation, called *co-contraction* [22]. Using this, a lower bound for \mathcal{N}' will be given. We will provide new examples of right-angled Artin groups that contain closed hyperbolic surface groups, by using co-contraction and results in [5]. Lastly, we will describe an equivalent formulation of Conjecture 1.1. A vertex of a graph Γ is called *simplicial*, if the link of the vertex induces a complete subgraph of Γ .

Proposition 6.4. *The following are equivalent.*

- (i) \mathcal{N} is closed under complete graph amalgamation.
- (ii) For any graph Γ , if the graph obtained by removing a simplicial vertex from Γ is in \mathcal{N} , then Γ is also in \mathcal{N} .
- (iii) $\mathcal{N}' = \mathcal{N}$

Note. All the results in this article, except for Example 6.3, originally appeared in the Ph.D. thesis of the author [21]. After submission of his thesis, the author came to know that Crisp, Sageev and Sapir proved similar results to Corollary 3.13 and Theorem 5.1, where \mathcal{N}' is replaced by the presumably larger class \mathcal{N} [5, Proposition 3.2 and Lemma 6.3]. A special case of Lemma 3.10 can also be deduced from [5, Theorem 4.2]. That is the case when there exists a fixed complete subgraph $K \leq \Gamma$ and a relative embedding $\phi : \pi_1(S) \rightarrow A(\Gamma)$ for some compact hyperbolic surface S , such that the image of each peripheral element of $\pi_1(S)$ is conjugate into $A(K)$. Their work is independent from the author, and the arguments are completely different.

Acknowledgement. I would like to thank my Ph.D. thesis advisor, Professor Andrew Casson for sharing his deep insights and valuable advice that guided me through this work. I am also grateful to Professor Alan Reid for many helpful comments on earlier versions of this article. Lastly, I am thankful for exceptionally kind and detailed feedback from an anonymous referee, particularly for hinting Remark 3.11.

2. LABEL-READING MAPS

In this section, we review basic properties of label-reading maps from surface groups into right-angled Artin groups. We owe most of the definitions and the results in this section to [6].

Recall our convention that we only consider oriented surfaces. Let S be a compact surface, with an arbitrarily chosen base in its interior. From the orientation of S , the boundary components of S inherit canonical orientations, so that $\sum[\partial_i S] = 0$ in $H_1(S)$. We will often abbreviate a closed curve and a properly embedded arc on S as a *curve* and an *arc*, respectively. We assume that a curve or an arc is given with an orientation, which is arbitrarily chosen unless specified. Suppose Γ is a graph. In $A(\Gamma)$, a *letter* means $v^{\pm 1}$ for some $v \in V(\Gamma)$, and a *word* means a sequence of letters. A word represents an element in $A(\Gamma)$. A *label-reading pair on S with the underlying graph Γ* is a pair (\mathcal{H}, λ) such that \mathcal{H} is a set of simple closed curves and properly embedded arcs on S , and $\lambda: \mathcal{H} \rightarrow V(\Gamma)$, called the *labeling*, satisfies that $\alpha \cap \beta \neq \emptyset$ only if $[\lambda(\alpha), \lambda(\beta)] = 1$ in $A(\Gamma)$. Here, curves and arcs in \mathcal{H} with the same label are allowed to intersect. This difference from [6] leaves most of the results and the arguments in [6] still valid. We simply call (\mathcal{H}, λ) as a *label-reading pair* if its underlying graph is obvious from the context. For $a \in V(\Gamma)$, an *a-curve* and an *a-arc* in \mathcal{H} will mean a curve and an arc, respectively, labeled by a . For each based loop γ transversely intersecting \mathcal{H} , one follows γ starting from the base point; whenever γ intersects $\alpha \in \mathcal{H}$, one records $\lambda(\alpha)$ or $\lambda(\alpha)^{-1}$, according to whether the orientation of γ coincides with the transverse orientation of α or not. The word w_γ thus obtained is called the *label-reading* of γ with respect to (\mathcal{H}, λ) . Note that the label-reading w_γ can also be defined if γ is an oriented arc, instead of an oriented curve. The map $\phi: \pi_1(S) \rightarrow A(\Gamma)$, defined by $\phi([\gamma]) = w_\gamma$, is called *the label-reading map* with respect to (\mathcal{H}, λ) .

Conversely, suppose $\phi: \pi_1(S) \rightarrow A(\Gamma)$ is an arbitrary map. Write

$$\pi_1(S) = \langle x_1, x_2, \dots, x_g, y_1, y_2, \dots, y_g, d_1, d_2, \dots, d_m \mid \prod_{i=1}^g [x_i, y_i] \prod_{i=1}^m d_i \rangle.$$

Here d_1, d_2, \dots, d_m correspond to the boundary components $\partial_1 S, \partial_2 S, \dots, \partial_m S$ of S . Draw a *dual van Kampen diagram* Δ for the following word in $A(\Gamma)$ [26, 22]:

$$w = \prod_{i=1}^g [\phi(x_i), \phi(y_i)] \prod_{i=1}^m \phi(d_i).$$

Recall, this means Δ is a disk along with a set of transversely oriented, properly embedded arcs labeled by $V(\Gamma)$, such that the label-reading of $\partial\Delta$ with respect to these arcs is w (Figure 1 (a)). $\partial\Delta$ is subdivided into segments, so that the label-reading of each segment is a letter in $V(\Gamma)^{\pm 1}$. Glue the boundary of Δ by identifying $\phi(x_i)$ with $\phi(x_i)^{-1}$, and also $\phi(y_i)$ with $\phi(y_i)^{-1}$, as in Figure 1 (b). Then one obtains S back, with a set \mathcal{H} of transversely oriented curves and arcs on S and a labeling map $\lambda: \mathcal{H} \rightarrow V(\Gamma)$. It follows that (\mathcal{H}, λ) is a label-reading pair, and ϕ is the label-reading map with respect to (\mathcal{H}, λ) up to conjugation in $A(\Gamma)$. Moreover, if ϕ is a relative embedding, then for each i there exists a complete subgraph $K \leq \Gamma$ such that $\phi(d_i) = w_i'^{-1} w_i w_i'$ for some $w_i \in A(K)$ and $w_i' \in A(\Gamma)$. In this case, (\mathcal{H}, λ) can be chosen so that any arc in \mathcal{H} intersecting with a boundary component $\partial_i S$ is labeled by a letter in $V(K)$. This is achieved by gluing the words w_i' and $w_i'^{-1}$ in our construction. We summarize this as follows.

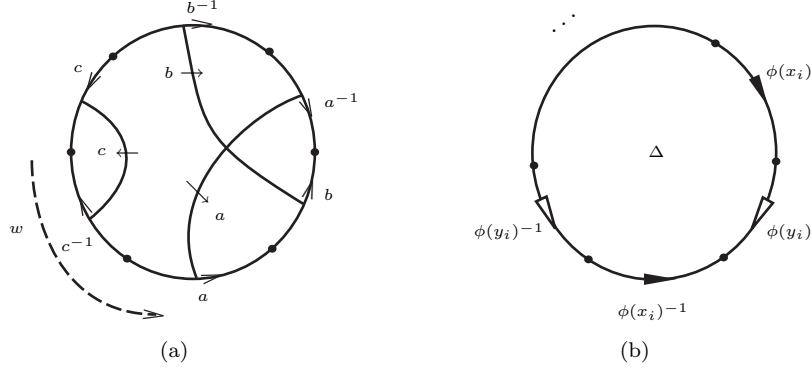


FIGURE 1. (a) A dual van Kampen diagram Δ for the word $w = c^{-1}aba^{-1}b^{-1}c$ in the right-angled Artin group $\langle a, b, c \mid [a, b] = 1 \rangle$. (b) Identifying intervals on $\partial\Delta$.

Proposition 2.1 ([6, 21]). *Let S be a compact surface and Γ be a graph. Suppose $\phi: \pi_1(S) \rightarrow A(\Gamma)$ is a map.*

- (1) *ϕ is a label-reading map with respect to some label-reading pair (\mathcal{H}, λ) with the underlying graph Γ .*
- (2) *If ϕ is a relative embedding, then one can find (\mathcal{H}, λ) in (1), satisfying the following: for each boundary component $\partial_i S$, there exists a complete subgraph $K \leq \Gamma$ such that any arc in \mathcal{H} intersecting with $\partial_i S$ is labeled by a vertex in $V(K)$.*

From now on, whenever we are given with a relative embedding $\phi: \pi_1(S) \rightarrow A(\Gamma)$ with respect to a label-reading pair (\mathcal{H}, λ) , we will implicitly assume that (\mathcal{H}, λ) satisfies the property described in Proposition 2.1 (2).

Notation 2.2. Let S be a compact surface.

- (1) If α and β are closed curves, $\alpha \sim \beta$ means α and β are freely homotopic.
- (2) If α and β are properly embedded arcs, $\alpha \sim \beta$ means α and β are homotopic, by a homotopy leaving the endpoints of α and β on the boundary of S (but not requiring the endpoints to be fixed).
- (3) Let $A \subseteq S$. We write $\alpha \rightsquigarrow A$ and say α is *homotopic into* A , if $\alpha \sim \beta$ for some $\beta \subseteq A$. In particular, if $A = \partial S$, we say that α is homotopic into the boundary of S .
- (4) $i(\alpha, \beta) = \min\{\alpha' \cap \beta' \mid \alpha \sim \alpha' \text{ and } \beta \sim \beta'\}$.

We say two maps $\phi, \psi: \pi_1(S) \rightarrow A(\Gamma)$ are *equivalent* if $\phi = i \circ \psi$ for some inner-automorphism $i: A(\Gamma) \rightarrow A(\Gamma)$. Note that for a fixed label-reading pair, a base change does not alter the equivalence class of the corresponding label-reading map $\pi_1(S) \rightarrow A(\Gamma)$. We also say two label-reading pairs are *equivalent* if they induce equivalent label-reading maps. There are certain simplifications on (\mathcal{H}, λ) that do not change the equivalence class (see [6] for details and proofs).

Lemma 2.3 ([6]). *Let (\mathcal{H}, λ) and (\mathcal{H}', λ') be label-reading pairs on S with the underlying graph Γ . The label-reading maps induced by (\mathcal{H}, λ) and (\mathcal{H}', λ') are equivalent, if any of the following is satisfied.*

- (1) \mathcal{H}' is obtained by removing null-homotopic curves in \mathcal{H} .
- (2) \mathcal{H}' is obtained by removing $\alpha \in \mathcal{H}$, for some $\alpha \rightsquigarrow \partial S$.
- (3) Suppose $\alpha, \beta \in \mathcal{H}$ intersect at p and have the same label a . Alter α and β on a neighborhood D of p ; we can get α' and β' which are labeled by a and do not intersect in D . Transverse orientations of α' and β' are determined by those of α and β . (\mathcal{H}', λ') is the label-reading pair thus obtained (Figure 2 (a)).
- (4) Suppose $\alpha, \beta \in \mathcal{H}$ bound a bigon. Alter α and β on a neighborhood of the bigon; we can get α' and β' which do not intersect in that neighborhood. The labels of α' and β' are equal to those of α and β , respectively. (\mathcal{H}', λ') is the label-reading pair thus obtained (Figure 2 (b)). \square

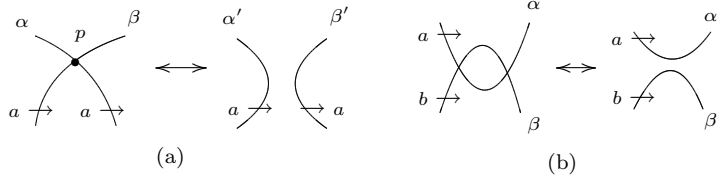


FIGURE 2. Homotopies that do not change the equivalence class of a label-reading pair. Note that (b) is allowed only when $a = \lambda(\alpha)$ and $b = \lambda(\beta)$ are equal or adjacent in Γ .

Remark 2.4. Let (\mathcal{H}, λ) be a label-reading pair on a compact surface S , inducing a label-reading map $\phi: \pi_1(S) \rightarrow A(\Gamma)$.

- (1) By Lemma 2.3, we will always assume that curves and arcs in \mathcal{H} are neither null-homotopic nor homotopic into the boundary. Moreover, curves and arcs in \mathcal{H} will be assumed to be minimally intersecting [2]. Curves and arcs of the same label are assumed to be disjoint, unless stated otherwise.
- (2) Let γ be a curve or an arc on S , such that the endpoints (meaning the base point if γ is a loop) are not on \mathcal{H} . If γ is not transverse to \mathcal{H} , we set $w_\gamma = w_{\gamma'}$ for some $\gamma' \sim \gamma$ such that γ' has the same endpoints as γ , and γ' is transverse to \mathcal{H} . This definition of $w_\gamma \in A(\Gamma)$ does not depend on the choice of γ' .

3. \mathcal{N}' IS CLOSED UNDER COMPLETE GRAPH AMALGAMATION

Recall that \mathcal{N}' denotes the class of graphs, the right-angled Artin groups on which do not allow relative embeddings of compact hyperbolic surface groups (Definition 1.2). Let Γ be a graph and S be a compact hyperbolic surface. Recall that $x \in \pi_1(S)$ is called *peripheral* if $x = [\alpha]$ for some α homotopic into ∂S . We note that an embedding $\phi: \pi_1(S) \rightarrow A(\Gamma)$ is a relative embedding if, for

each peripheral $x \in \pi_1(\Gamma)$, there exists a complete subgraph $K \leq \Gamma$ such that $\phi(x)$ is conjugate into $A(K)$. In this section, we examine basic combinatorial properties of \mathcal{N}' , and prove that \mathcal{N}' is closed under complete graph amalgamation. Roughly speaking, a key idea for the proof is that commutativity is scarce in surface groups. The following is immediate from the fact that any 2-generator subgroup of a compact hyperbolic surface group is free.

Lemma 3.1. *Let S be a compact hyperbolic surface, and x and y be commuting elements of $\pi_1(S)$. Then there exists $c \in \pi_1(S)$ such that $x, y \in \langle c \rangle$. If x and y are further assumed to be represented by essential simple closed curves, then either $x = y$ or $x = y^{-1}$. \square*

Let Γ_1 and Γ_2 be graphs. The disjoint union of Γ_1 and Γ_2 is denoted by $\Gamma_1 \sqcup \Gamma_2$. We define $\text{JOIN}(\Gamma_1, \Gamma_2)$ to be the graph obtained by taking the disjoint union of Γ_1 and Γ_2 and adding the edges in $\{\{v_1, v_2\} \mid v_1 \in V(\Gamma_1), v_2 \in V(\Gamma_2)\}$. This means,

$$\text{JOIN}(\Gamma_1, \Gamma_2) = \overline{\overline{\Gamma_1} \sqcup \overline{\Gamma_2}}.$$

Proposition 3.2. *If $\Gamma_1, \Gamma_2 \in \mathcal{N}'$, then $\text{JOIN}(\Gamma_1, \Gamma_2) \in \mathcal{N}'$.*

Proof. Suppose $\Gamma = \text{JOIN}(\Gamma_1, \Gamma_2) \notin \mathcal{N}'$. One can find a relative embedding $\phi: \pi_1(S) \rightarrow A(\Gamma) \cong A(\Gamma_1) \times A(\Gamma_2)$ for some hyperbolic surface S . Let (\mathcal{H}, λ) be a label-reading pair inducing ϕ , and $p_i: A(\Gamma) \rightarrow A(\Gamma_i)$ be the projection map.

We claim that $p_1 \circ \phi$ or $p_2 \circ \phi$ is injective. Suppose not, and choose $1 \neq a_1 \in \ker(p_1 \circ \phi)$ and $1 \neq a_2 \in \ker(p_2 \circ \phi)$. Write $\phi(a_1) = (1, b_2)$ and $\phi(a_2) = (b_1, 1)$ for some non-trivial $b_i \in A(\Gamma_i)$, $i = 1, 2$. $\phi[a_1, a_2] = [\phi(a_1), \phi(a_2)] = [(1, b_2), (b_1, 1)] = 1$. Since S is hyperbolic and ϕ is an embedding, $a_1, a_2 \in \langle c \rangle$ for some $c \in \pi_1(S)$ (Lemma 3.1). Hence $\langle \phi(a_1), \phi(a_2) \rangle \subseteq \langle \phi(c) \rangle \cong \mathbb{Z}$, which contradicts to $\mathbb{Z} \times \mathbb{Z} \cong \langle (1, b_2), (b_1, 1) \rangle = \langle \phi(a_1), \phi(a_2) \rangle$.

Without loss of generality, we may assume that $p_1 \circ \phi$ is injective. The label-reading map $\pi_1(S) \rightarrow A(\Gamma_1)$ obtained by removing curves and arcs in \mathcal{H} labeled by $V(\Gamma_2)$ is injective. So $\Gamma_1 \notin \mathcal{N}'$. \square

Since $K_1 \in \mathcal{N}'$, it follows from Proposition 3.2 that $K_n \in \mathcal{N}'$ for any n . This can also be seen by noting that $A(K_n) \cong \mathbb{Z}^n$ does not contain a closed hyperbolic surface group or a non-abelian free group.

For the rest of this section, we will prove that \mathcal{N}' is closed under complete graph amalgamation. For a graph Γ , the set of all vertices adjacent to $a \in V(\Gamma)$ will be denoted by $\text{LINK}(a)$.

Definition 3.3 ([14]). A vertex a of a graph Γ is called *simplicial* if $\text{LINK}(a)$ induces a complete subgraph of Γ .

A set of pairwise non-adjacent vertices in a graph is said to be *independent*.

Lemma 3.4. *Let Γ and Γ' be graphs such that Γ' is obtained by removing a set of independent simplicial vertices in Γ . If $\Gamma' \in \mathcal{N}'$, then $\Gamma \in \mathcal{N}'$.*

Proof. Let Γ' be the induced subgraph of Γ on $V(\Gamma) \setminus \{a_1, \dots, a_r\}$, where a_1, \dots, a_r are independent simplicial vertices of Γ . Suppose $\Gamma \notin \mathcal{N}'$.

First, consider the case when $r = 1$. Let $a = a_1$. One can find a compact hyperbolic surface S and a relative embedding $\phi: \pi_1(S) \rightarrow A(\Gamma)$ induced by a label-reading pair (\mathcal{H}, λ) . Put $\mathcal{H}_a = \lambda^{-1}(a)$.

Case 1. \mathcal{H}_a consists of simple closed curves only.

Choose a connected component S' of $S \setminus (\cup \mathcal{H}_a)$, so that S' is hyperbolic. The curves and arcs in the set $(\cup \mathcal{H}) \cap S'$ naturally inherit transverse orientations and labels from those of (\mathcal{H}, λ) , and so determine a label-reading pair (\mathcal{H}', λ') inducing $\phi': \pi_1(S') \rightarrow A(\Gamma')$. ϕ' is injective, since ϕ' is a restriction of ϕ up to equivalence.

A simple closed curve in \mathcal{H}_a intersects with a curve in \mathcal{H} labeled by a vertex in $\text{LINK}(a)$. Each boundary component $\partial_i S'$ of S' either is a boundary component of S , or comes from a curve in \mathcal{H}_a . In the latter case, any curve in \mathcal{H}' intersecting with $\partial_i S'$ must be labeled by a vertex in $\text{LINK}(a)$. Since $\text{LINK}(a)$ induces a complete graph in Γ' , ϕ' is a relative embedding. This implies $\Gamma' \notin \mathcal{N}'$.

Case 2. \mathcal{H}_a contains a properly embedded arc α .

Suppose α joins the boundary components $\partial_1 S$ and $\partial_2 S$. Here, α is an essential arc, but it is possible that $\partial_1 S = \partial_2 S$. Since ϕ is a relative embedding, any curve or arc in \mathcal{H} intersecting with $\partial_1 S$ or $\partial_2 S$ is labeled by a vertex in $\text{LINK}(a) \cup \{a\}$. From the definition of a label-reading pair, the label-reading of α is in $\langle \text{LINK}(a) \rangle$. Choose $\delta_1 \sim \partial_1 S$ and $\delta_2 \sim \partial_2 S$, such that δ_1 and δ_2 have the same basepoint, and transversely intersect \mathcal{H} . Moreover, we assume that δ_1 and δ_2 are sufficiently close to $\partial_1 S$ and $\alpha \cdot \partial_2 S \cdot \alpha^{-1}$ respectively, so that w_{δ_1} and w_{δ_2} are in $\langle \text{LINK}(a) \cup \{a\} \rangle$ (Figure 3). Since a is simplicial, $\langle \text{LINK}(a) \cup \{a\} \rangle$ is free abelian, and $\phi([\delta_1], [\delta_2]) = [w_{\delta_1}, w_{\delta_2}] = 1$. The injectivity of ϕ implies $[[\delta_1], [\delta_2]] = 1$, which is impossible unless $\delta_1 \sim \delta_2^{\pm 1}$ and S is an annulus (Lemma 3.1).

In the case when $r > 1$, note that a_r is a simplicial vertex of the induced subgraph on $V(\Gamma) \setminus \{a_1, a_2, \dots, a_{r-1}\}$. An inductive argument shows that $\Gamma' \notin \mathcal{N}'$. \square

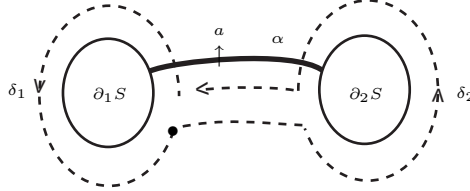


FIGURE 3. Proof of Lemma 3.4

Using the next two lemmas, we will prove a general fact (Lemma 3.7) on the fundamental group of a hyperbolic surface with boundary. For a set X , the *period* of a finite sequence $f: \{1, 2, \dots, M\} \rightarrow X$ is the *smallest* positive number p such that $f(i) = f(i + p)$ whenever i and $i + p$ are in $\{1, 2, \dots, M\}$. The following combinatorial lemma asserts that if two finite sequences coincide at consecutive terms the number of which is larger than the sum of the periods, then one sequence is a translation of the other.

Lemma 3.5. *Let X be a set, and $M_1, M_2 > 0$. For $i = 1, 2$, let $A_i = \{1, 2, \dots, M_i\}$, and $f_i : A_i \rightarrow X$ be a finite sequence with the period p_i . Suppose there exist integers u and v such that for each $i = v + 1, v + 2, \dots, v + p_1 + p_2$, we have $i \in A_1$, $u + i \in A_2$ and $f_1(i) = f_2(u + i)$. Then $p_1 = p_2$, and $f_1(i) = f_2(u + i)$ whenever $i \in A_1$, $u + i \in A_2$.*

Proof. We may assume $p_1 \leq p_2$. Suppose $i, i + p_1 \in A_2$. There exists some q such that $u + v + 1 \leq i + p_2q \leq u + v + p_2$. Then $f_2(i + p_1) = f_2(i + p_1 + p_2q) = f_1(i + p_1 + p_2q - u) = f_1(i + p_2q - u) = f_2(i + p_2q) = f_2(i)$. Note that we used the conditions that $v + 1 + p_1 \leq i + p_1 + p_2q - u \leq v + p_1 + p_2$ and $v + 1 \leq i + p_2q - u \leq v + p_2$. This shows that p_1 is also the period of f_2 , and so, $p_1 = p_2$. Now suppose $i \in A_1$ and $u + i \in A_2$. For some q' , $v + 1 \leq i + p_2q' \leq v + p_2$. Hence, $f_1(i) = f_1(i + p_2q') = f_2(u + i + p_2q') = f_2(u + i)$. \square

Recall that two elements in a free group are said to be *independent* if they do not have non-trivial conjugate powers. In the following lemma, the special case when $u_1 = u_2 = \dots = u_m$ is first proved in [1]. This case was further generalized to any word-hyperbolic group in [16]. The following proof uses a similar idea to [16].

Lemma 3.6. *Let F be a free group. Suppose $u_1, \dots, u_m \in F \setminus \{1\}$, satisfying that any pair u_i and u_j are either equal or independent. Set $u_0 = u_m$. Choose $b_1, \dots, b_m \in F$ such that $u_{i-1} = u_i$ only if $[b_i, u_i] \neq 1$. Then there exists $N > 0$ such that for any $|n_1|, \dots, |n_m| > N$, $b_1 u_1^{n_1} b_2 u_2^{n_2} \cdots b_m u_m^{n_m}$ is non-trivial in F .*

Proof. We may assume that each u_i is cyclically reduced and not a proper power. For $g \in F$, $|g|$ denotes the word-length of g . Let N be a sufficiently large integer which will be determined later in the proof, and $|n_1|, \dots, |n_m| > N$. Suppose $w = b_1 u_1^{n_1} b_2 u_2^{n_2} \cdots b_m u_m^{n_m}$ is trivial in F . Consider a dual van Kampen diagram Δ of w , which is a disk along with disjoint properly embedded arcs. The boundary $\partial\Delta$ is divided into segments, each of which intersects with only one properly embedded arc. For each i , the interval $u_i^{n_i}$ on $\partial\Delta$ intersects with $|n_i||u_i|$ arcs. Since u_i is cyclically reduced, no arc intersects $u_i^{n_i}$ twice. Hence there exists j such that there are at least

$$M = \frac{1}{n} (|n_i||u_i| - \sum_k |b_k|)$$

arcs joining $u_i^{n_i}$ and $u_j^{n_j}$. If two arcs α and β join $u_i^{n_i}$ and $u_j^{n_j}$, then so does any arc between α and β . This means $u_i^{n_i}$ and $u_j^{-n_j}$ have a common subword of length at least M . The word $u_i^{n_i}$ is a finite sequence of the period $|u_i|$. Since $|u_i| \neq 0$, one can choose a sufficiently large N such that $M > \sum_k |u_k|$. Lemma 3.5 implies that u_i is a cyclic conjugation of $u_j^{\pm 1}$. By the independence of u_i and u_j , $u_i = u_j$. Note that such j exists for any i . So, if one chooses such a pair (i, j) which is innermost, then $j = i + 1$ or $j = i - 1$. Assume $j = i - 1$. In Δ , some arcs join an interval of the form u_i^k in $u_i^{n_i}$ to an interval in $u_{i-1}^{n_{i-1}}$. By cutting Δ along these arcs, one obtains another dual van Kampen diagram for some word of the form $u_{i-1}^p b_i u_i^q = u_i^p b_i u_i^q$. Here, u_{i-1}^p and u_i^q are subwords of $u_{i-1}^{n_{i-1}}$ and $u_i^{n_i}$, respectively. We have $u_i^p b_i u_i^q = 1$, which is a contradiction to $[b_i, u_i] \neq 1$. \square

For a compact surface S , $D(S)$ denotes the double of S along ∂S . The following lemma is well-known when the surface S has only one boundary component [28, 1].

Lemma 3.7. *Let S be a surface with the boundary components $\partial_1 S, \dots, \partial_m S$. $q : D(S) \rightarrow S$ denotes the natural quotient map. Let $T_i : D(S) \rightarrow D(S)$ be the Dehn twist along $\partial_i S \subseteq D(S)$. Then for any $x \in \pi_1(D(S))$ there exists $N > 0$ such that whenever $|n_1|, \dots, |n_m| > N$, $(q \circ T_1^{n_1} \circ \dots \circ T_m^{n_m})_*(x) \neq \{1\}$.*

Proof. Put $\pi_1(S) = \langle x_1, x_2, \dots, x_g, y_1, y_2, \dots, y_g, d_1, d_2, \dots, d_m \mid \prod [x_i, y_i] \prod d_i = 1 \rangle$, where d_i is represented by a loop freely homotopic to $\partial_i S$. Let $h : S' \rightarrow S$ be a homeomorphism, such that $D(S) = S \cup S'$ glued along $\partial_i S = \partial_i S'$ for each i . Let v be the base point of S , and v' be its image in S' . One can find arcs $\delta_1, \delta_2, \dots, \delta_m$ joining v to v' in $D(S)$ such that (Figure 4),

- (i) δ_i and $\partial_j S$ intersect if and only if $i = j$,
- (ii) $[q \circ T_1^{n_1} \circ \dots \circ T_m^{n_m}(\delta_i)] = [q \circ T_i^{n_i}(\delta_i)] = d_i^{n_i}$.

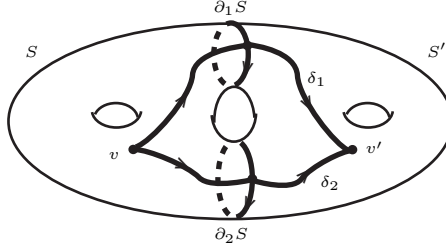


FIGURE 4. The double of a surface.

Choose any $x \in \pi_1(D(S))$. For some $l \geq 0$ and $1 \leq i_1, i_2, \dots, i_{2l} \leq m$, x can be represented as a concatenation of arcs : $x = \beta_1 \cdot \delta_{i_1} \cdot \beta_2 \cdot \delta_{i_2}^{-1} \cdot \dots \cdot \beta_{2l} \cdot \delta_{i_{2l}}^{-1}$. Here, $\beta_1, \beta_3, \beta_5, \dots$ are loops in S based at v , and $\beta_2, \beta_4, \beta_6, \dots$ are loops in S' based at v' . By choosing the minimal l , one may assume that if $i_{k-1} = i_k$ then β_k is not homotopic into $\partial_{i_k} S = \partial_{i_k} S'$. One can write

$$(q \circ T_1^{n_1} \circ \dots \circ T_m^{n_m})_*(x) = [\beta_1] d_{i_1}^{n_{i_1}} [h(\beta_2)] d_{i_2}^{-n_{i_2}} \dots [h(\beta_{2l})] d_{i_{2l}}^{-n_{i_{2l}}}.$$

By applying Lemma 3.6 to the free group $\pi_1(S)$, one sees that $(q \circ T_1^{n_1} \circ \dots \circ T_m^{n_m})_*(x) \neq 1$ for sufficiently large n_i . \square

From now on, we denote the set of *maximal* complete subgraphs of Γ by $\mathcal{K}(\Gamma)$. We define a graph operation, called *simplicial extension*.

Definition 3.8. Let Γ be a graph. Define the *simplicial extension* of Γ , denoted by Γ^* , to be the graph having the following vertex and edge sets.

- (i) $V(\Gamma^*) = V(\Gamma) \sqcup \{v_{K,u} \mid K \in \mathcal{K}(\Gamma), u \in V(K)\}$
- (ii) $E(\Gamma^*) = E(\Gamma) \sqcup \{\{v_{K,u}, u'\} \mid K \in \mathcal{K}(\Gamma), u, u' \in V(K)\}$

Γ^* is obtained from Γ by adding a simplicial vertex (denoted by $v_{K,u}$) for each pair of a maximal complete subgraph K and a vertex u of K ; see Figure 5. We first make a graph theoretical observation regarding simplicial extensions.

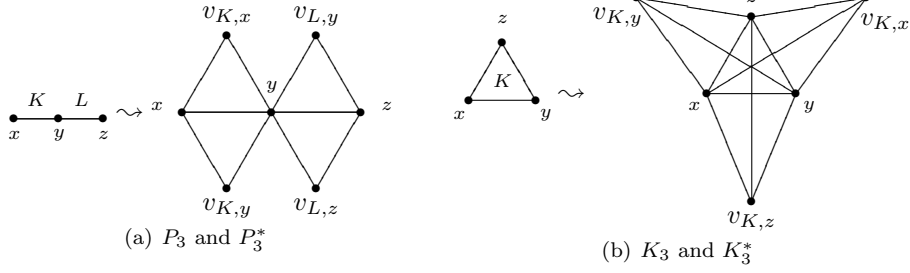


FIGURE 5. Examples of simplicial extensions.

Lemma 3.9 (decomposing Γ^*). *Suppose Γ is a complete graph amalgamation of Γ_1 and Γ_2 . Then Γ^* is a complete graph amalgamation of Γ_1^* and Γ_2^* such that for each i ,*

- (i) $\Gamma_i \leq \Gamma_i' \leq \Gamma_i^*$,
- (ii) $V(\Gamma_i') \setminus V(\Gamma_i)$ is a set of independent simplicial vertices of Γ_i' .

Proof. Let $K = \Gamma_1 \cap \Gamma_2$. We may assume that $K \neq \emptyset$. Note that $\mathcal{K}(\Gamma_1) \cap \mathcal{K}(\Gamma_2) \subseteq \{K\}$ and $\mathcal{K}(\Gamma) \subseteq \mathcal{K}(\Gamma_1) \cup \mathcal{K}(\Gamma_2) \subseteq \mathcal{K}(\Gamma) \cup \{K\}$

Case 1. $K \in \mathcal{K}(\Gamma_1) \cup \mathcal{K}(\Gamma_2)$.

We may assume $K \in \mathcal{K}(\Gamma_1)$. Then, K is maximal in Γ_2 if and only if K is maximal in Γ . Combining this with $\mathcal{K}(\Gamma_2) \subseteq \mathcal{K}(\Gamma_1) \cup \mathcal{K}(\Gamma_2) \subseteq \mathcal{K}(\Gamma) \cup \{K\}$, one has $\mathcal{K}(\Gamma_2) \subseteq \mathcal{K}(\Gamma)$. Define Γ_1' to be the graph obtained from Γ_1^* by removing the simplicial vertices $\{v_{K,u} \mid u \in V(K)\}$. Put $\Gamma_2' = \Gamma_2^*$. $\Gamma_1' \cap \Gamma_2' = \Gamma_1 \cap \Gamma_2 = K$. Moreover, $V(\Gamma^*) \subseteq V(\Gamma_1' \cup \Gamma_2') \cup \{v_{K,u} \mid u \in V(K)\}$. Since $\mathcal{K}(\Gamma_1) \setminus \{K\} \subseteq \mathcal{K}(\Gamma)$ and $\mathcal{K}(\Gamma_2) \subseteq \mathcal{K}(\Gamma)$, $\Gamma_1' \cup \Gamma_2' \subseteq \Gamma^*$. If $K \notin \mathcal{K}(\Gamma)$, then $v_{K,u} \notin V(\Gamma^*)$ for each $u \in V(K)$, and so, $V(\Gamma^*) \subseteq V(\Gamma_1' \cup \Gamma_2')$. If $K \in \mathcal{K}(\Gamma)$, then $K \in \mathcal{K}(\Gamma_2)$ and $v_{K,u} \in V(\Gamma_2')$ for each $u \in V(K)$; this implies $V(\Gamma^*) \subseteq V(\Gamma_1' \cup \Gamma_2') \cup \{v_{K,u} \mid u \in V(K)\} = V(\Gamma_1' \cup \Gamma_2')$. It follows that $\Gamma^* = \Gamma_1' \cup \Gamma_2'$.

Case 2. $K \notin \mathcal{K}(\Gamma_1) \cup \mathcal{K}(\Gamma_2)$

In this case, $\mathcal{K}(\Gamma) = \mathcal{K}(\Gamma_1) \sqcup \mathcal{K}(\Gamma_2)$. Hence, $\Gamma^* = \Gamma_1^* \cup \Gamma_2^*$ and $\Gamma_1^* \cap \Gamma_2^* = \Gamma_1 \cap \Gamma_2 = K$. Set $\Gamma_1' = \Gamma_1^*$ and $\Gamma_2' = \Gamma_2^*$. \square

Lemma 3.10 is a key step for the proof of Theorem 3.12. The lemma states that a relative embedding of a compact hyperbolic surface group into $A(\Gamma)$ can be “promoted” to an embedding of a closed hyperbolic surface group into $A(\Gamma^*)$.

Lemma 3.10. *Let Γ be a graph. Then $\Gamma \in \mathcal{N}'$ if and only if $\Gamma^* \in \mathcal{N}$.*

Proof. (\Rightarrow) Suppose $\Gamma \in \mathcal{N}'$. Γ is obtained from Γ^* by removing a set of independent simplicial vertices. By Lemma 3.4, $\Gamma^* \in \mathcal{N}' \subseteq \mathcal{N}$.

(\Leftarrow) Suppose $\Gamma \notin \mathcal{N}'$. Fix a compact hyperbolic surface S and a relative embedding $\phi : \pi_1(S) \rightarrow A(\Gamma)$, which is a label-reading map with respect to (\mathcal{H}, λ) . Denote the boundary components of S by $\partial_1 S, \partial_2 S, \dots, \partial_m S$. Recall ∂S is oriented so that $\sum [\partial_i S] = 0$ in $H_1(S)$. Since ϕ is a relative embedding, we may assume that for each boundary component $\partial_i S$ of S , there exists a complete subgraph K

of Γ such that the curves and the arcs in \mathcal{H} intersecting with $\partial_i S$ are labeled by $V(K)$.

Let S' be a surface homeomorphic to S by a homeomorphism $g : S \rightarrow S'$. Put $\partial_i S' = g(\partial_i S)$. We consider $D(S)$ as the union of S, S' and the annuli A_1, A_2, \dots, A_m . Here, A_i is parametrized by $f_i : [-1, 1] \times S^1 \rightarrow A_i$, such that $f_i(-1 \times S^1)$ and $f_i(1 \times S^1)$ are glued to $\partial_i S$ and $\partial_i S'$, respectively. We will define a label-reading pair (\mathcal{H}', λ') on $D(S)$, which restricts to (\mathcal{H}, λ) on S . To do this, we will write $\mathcal{H}' = \mathcal{H}'_1 \cup \mathcal{H}'_2 \cup \mathcal{H}'_3$ as follows.

\mathcal{H}'_1 will be the collection of the simple closed curves γ and $g(\gamma)$, for all simple closed curves $\gamma \in \mathcal{H}$. Here, we let γ and $g(\gamma)$ in \mathcal{H}'_1 inherit the label and the transverse orientation of $\gamma \in \mathcal{H}$.

To define \mathcal{H}'_2 , let $\gamma \in \mathcal{H}$ be a properly embedded arc, joining $\partial_i S$ and $\partial_j S$. Let $f_i(-1 \times p_i)$ and $f_j(-1 \times p_j)$ be the intersection of γ with $\partial_i S$ and $\partial_j S$, respectively. There exists a simple closed curve $\tilde{\gamma}$ on $D(S)$ obtained by taking a concatenation of $\gamma, f_j([-1, 1] \times p_j), g(\gamma^{-1})$ and $f_i([-1, 1] \times p_i)$. Again, we let $\tilde{\gamma}$ inherit the label and the transverse orientation of γ , and define \mathcal{H}'_2 to be the union of all such simple closed curves $\tilde{\gamma}$ on $D(S)$, where the union is taken over all properly embedded arcs $\gamma \in \mathcal{H}$.

Now we define \mathcal{H}'_3 as follows. Consider any boundary component $\partial_i S$, and let $\beta_1, \beta_2, \dots, \beta_s \subseteq S$ be the properly embedded arcs in \mathcal{H} intersecting with $\partial_i S$. There exists a (possibly non-unique) maximal complete subgraph $K \leq \Gamma$ such that $\lambda(\beta_j) \in V(K)$ for all j . We choose disjoint essential simple closed curves $\alpha_1, \dots, \alpha_s$ in the interior of A_i , and let $\lambda'(\alpha_j) = v_{K, \lambda(\beta_j)} \in V(\Gamma^*)$, for each j . Moreover, we let the transverse orientation of α_j be from $f_i(-1 \times S^1)$ to $f_i(1 \times S^1)$, if the transverse orientation of β_j coincides with the orientation of $\partial_i S$, and be the opposite otherwise (Figure 6 (a)). Let \mathcal{H}'_3 be the union of all such α_j 's, where the union is taken over all the boundary components $\partial_1 S, \dots, \partial_m S$. In this way, we have defined a set of transversely oriented curves and arcs $\mathcal{H}' = \mathcal{H}'_1 \cup \mathcal{H}'_2 \cup \mathcal{H}'_3$ and a labeling $\lambda' : \mathcal{H}' \rightarrow V(\Gamma^*)$.

Let $\phi' : \pi_1(D(S)) \rightarrow A(\Gamma^*)$ be the label-reading map with respect to (\mathcal{H}', λ') . Fix any $n > 0$. Define $p_n : A(\Gamma^*) \rightarrow A(\Gamma)$ by $p_n(a) = a$ for $a \in V(\Gamma)$, and $p_n(v_{K,u}) = u^n$ for $K \in \mathcal{K}(\Gamma)$ and $u \in V(K)$. Let T_i be the Dehn Twist of $D(S)$ along $\partial_i S$, and $T = T_1 \circ T_2 \circ \dots \circ T_m$.

Claim. *The following diagram commutes up to equivalence.*

$$\begin{array}{ccc} \pi_1(D(S)) & \xrightarrow{\phi'} & A(\Gamma^*) \\ \downarrow (q \circ T^n)_* & & \downarrow p_n \\ \pi_1(S) & \xrightarrow{\phi} & A(\Gamma) \end{array}$$

Note that $\phi \circ q_*$ is the label-reading map with respect to the pair $(\mathcal{H}'_1 \cup \mathcal{H}'_2, \lambda')$. Similarly, $\phi \circ (q \circ T^n)_*$ is the label-reading map with respect to the pair consisting of the set $T^{-n}(\mathcal{H}'_1 \cup \mathcal{H}'_2)$, and the labeling map $\lambda' \circ T^n$.

Let $\alpha \in \mathcal{H}'_3$ be any simple closed curve inside an annulus, say A_i . Write $\lambda'(\alpha) = v_{K,u}$ for some $K \in \mathcal{K}(\Gamma)$ and $u \in V(K)$. Consider n copies of disjoint essential simple closed curves $\tilde{\alpha}_1, \tilde{\alpha}_2, \dots, \tilde{\alpha}_n \subseteq A_i$, with the same transverse orientation as

α . Label $\tilde{\alpha}_1, \tilde{\alpha}_2, \dots, \tilde{\alpha}_n$ by u . Define \mathcal{C}_n to be the union of all such $\tilde{\alpha}_j$'s, where the union is taken over all the simple closed curves $\alpha \in \mathcal{H}'_3$. Then $\mathcal{H}'_1 \cup \mathcal{H}'_2 \cup \mathcal{C}_n$ with the transverse orientations and the labeling defined so far determines a label-reading map $\psi : \pi_1(D(S)) \rightarrow A(\Gamma)$. Note that two curves or arcs of the same label are not necessarily disjoint in this label-reading pair (Figure 6 (b)). From the construction, $\psi = p_n \circ \phi'$.

From Lemma 2.3 (3), one immediately sees that ψ is equivalent to the label-reading map with respect to $(T^{-n}(\mathcal{H}'_1 \cup \mathcal{H}'_2), \lambda' \circ T^n)$ (Figure 6 (c)). Therefore, $p_n \circ \phi'(x)$ is equivalent to $\phi \circ (q \circ T^n)_*(x)$. The claim is proved.

Now suppose x is a non-trivial element in $\pi_1(D(S))$. By Lemma 3.7, there exists $n \geq 0$ such that $(q \circ T^n)_*(x) = (q \circ T_1^n \circ T_2^n \circ \dots \circ T_m^n)_*(x) \neq 1$. The injectivity of ϕ and the commutativity of the diagram above imply that $\phi'(x)$ is non-trivial. Hence, ϕ' is injective, and so, $\Gamma^* \notin \mathcal{N}$. \square

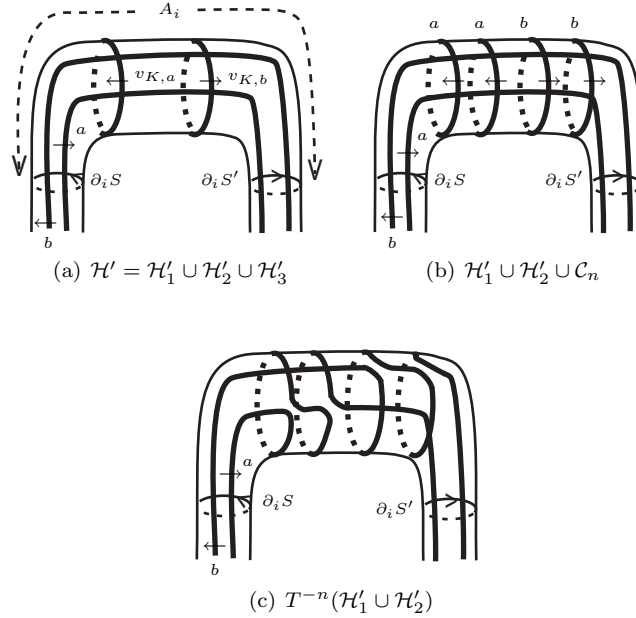


FIGURE 6. Defining a label-reading pair (\mathcal{H}', λ') on $D(S)$. (b) and (c) show equivalent label-reading pairs.

Remark 3.11. Lemma 3.7 is interesting in its own right, and naturally used to prove Lemma 3.10. One can also see that ϕ' is injective in the above proof by a method from [5], rather than resorting to Lemma 3.7, as is briefly discussed below. The labels of the curves inside two different annuli A_i and A_j are either simplicial vertices joined to the same maximal complete subgraph of Γ , or disjoint and independent. Now suppose $\phi'_*[\alpha] = 1$, for some $[\alpha] \in \pi_1(D(S)) \setminus \{1\}$. By the solution to the word problem for right-angled Artin groups, α has an essential

subarc β (in S or S') satisfying the following: β intersects boundary components $\partial_i S$ and $\partial_j S$, such that the curves inside A_i and A_j are labeled by simplicial vertices joined to the same maximal complete subgraph K of Γ and the label-reading by (\mathcal{H}, λ) of β is in $A(K)$ (note that $i = j$ may occur). This implies that any arc intersecting with $\partial_i S$ or $\partial_j S$ is labeled by a vertex of K . Orient β from $\partial_i S$ to $\partial_j S$. Then the label-reading by (\mathcal{H}, λ) of $\beta \cdot \partial_j S \cdot \beta^{-1}$ and $\partial_i S$ are both in $A(K)$, and so, commute. This will contradict to the injectivity of ϕ .

Theorem 3.12. \mathcal{N}' is closed under complete graph amalgamation.

Proof. Let Γ, Γ_1 and Γ_2 be graphs, such that Γ is a complete graph amalgamation of Γ_1 and Γ_2 . We will show that $\Gamma \in \mathcal{N}'$ if and only if $\Gamma_1, \Gamma_2 \in \mathcal{N}'$.

(\Rightarrow) Obvious, since $\Gamma_i \leq \Gamma$.

(\Leftarrow) Assume $\Gamma \notin \mathcal{N}'$. By Lemma 3.10, $\Gamma^* \notin \mathcal{N}$. Γ^* is a complete graph amalgamation of induced subgraphs $\Gamma'_1 \geq \Gamma_1$ and $\Gamma'_2 \geq \Gamma_2$, as in Lemma 3.9. By Lemma 1.3, we may assume $\Gamma'_1 \notin \mathcal{N}'$. Since Γ'_1 can be obtained by adding independent simplicial vertices to Γ_1 , Lemma 3.4 implies $\Gamma_1 \notin \mathcal{N}'$. \square

Corollary 3.13. Any chordal graph is in \mathcal{N}' .

Proof. Note that each complete graph is in \mathcal{N}' , since free abelian groups do not contain closed hyperbolic surface group or non-abelian free groups. For each chordal graph Γ , either Γ is complete or Γ can be written as a complete graph amalgamation $\Gamma = \Gamma_1 \cup \Gamma_2$ of proper induced subgraphs Γ_1 and Γ_2 [8]. By Theorem 3.12, an inductive argument shows that Γ is in \mathcal{N}' . \square

In particular, $A(\Gamma)$ does not contain a closed hyperbolic surface group if Γ is chordal. The condition that the underlying graph Γ is chordal is equivalent to two important group theoretic properties on $A(\Gamma)$. Namely, Γ is chordal, if and only if $A(\Gamma)$ is coherent [9], if and only if $A(\Gamma)$ has a free commutator subgroup [27].

4. NORMALIZED LABEL-READING PAIRS

In this section, we let Γ be a graph and S be a compact surface. For a given label-reading pair on S with the underlying graph Γ , we will consider a simplification (called, *normalization*) of the label-reading pair, without changing the equivalence class of the induced label-reading map (Definition 4.2). Lemma 4.3 and 4.7 will be crucially used in Section 5.

Definition 4.1 (regular label-reading pair). A label-reading pair (\mathcal{H}, λ) on S with the underlying graph Γ is called *regular*, if the following are satisfied.

- (i) The induced label-reading map $\phi : \pi_1(S) \rightarrow A(\Gamma)$ is injective.
- (ii) The curves and the arcs in \mathcal{H} are neither null-homotopic nor homotopic into the boundary.
- (iii) Any curves and arcs in \mathcal{H} are minimally intersecting. This means that for any $\alpha \neq \beta$ in \mathcal{H} , $|\alpha \cap \beta| = i(\alpha, \beta)$.
- (iv) Two curves or arcs of the same label do not intersect.
- (v) For each boundary component $\partial_i S$, there exists a complete subgraph $K \leq \Gamma$ such that any arc α intersecting with $\partial_i S$ satisfies $\lambda(\alpha) \in V(K)$.

From Proposition 2.1 and 2.3, any relative embedding $\phi : \pi_1(S) \rightarrow A(\Gamma)$ is induced by a regular label-reading pair (\mathcal{H}, λ) , possibly after a conjugation in $A(\Gamma)$. This is the first step to simplify a given label-reading pair.

Definition 4.2 (normalized label-reading pair). (1) Let (\mathcal{H}, λ) be a regular label-reading pair on a hyperbolic surface S , and \mathcal{B} be the set of properly embedded arcs in \mathcal{H} . Define the *complexity of \mathcal{H}* to be the 4-tuple of the nonnegative integers

$$c(\mathcal{H}, \lambda) = \left(|(\cup \mathcal{B}) \cap \partial S|, \sum_{a \in V(\Gamma)} |\lambda^{-1}(a) / \sim|, \sum_{a \in V(\Gamma)} |\lambda^{-1}(a) \cap \mathcal{B} / \sim|, \sum_{\substack{\alpha, \beta \in \mathcal{H} \\ \alpha \neq \beta}} |\alpha \cap \beta| \right)$$

where \sim denotes the homotopy equivalence relation on \mathcal{H} , also and on \mathcal{B} . We denote the lexicographical ordering of the complexities by \preceq .

- (2) A regular label-reading pair (\mathcal{H}, λ) is *normalized* if for any other regular label-reading pair (\mathcal{H}', λ') which is equivalent to (\mathcal{H}, λ) , $c(\mathcal{H}, \lambda) \preceq c(\mathcal{H}', \lambda')$.

In the above definition, $|(\cup \mathcal{B}) \cap \partial S|$ denotes the number of intersection points between ∂S and the arcs in \mathcal{B} . This means, $|(\cup \mathcal{B}) \cap \partial S| = |(\cup \mathcal{H}) \cap \partial S|$ is the number of the endpoints of arcs in \mathcal{B} . It is obvious that any regular label-reading pair is equivalent to a normalized one. We start with a simple observation on normalized label-reading pairs.

Lemma 4.3 (Normalization I). *Let (\mathcal{H}, λ) be a normalized label-reading pair on a compact hyperbolic surface S with the underlying graph Γ . \mathcal{B} denotes the set of properly embedded arcs in \mathcal{H} . If $\alpha, \beta \in \mathcal{B}$ have the same label and intersect with the same boundary component $\partial_i S$, then the transverse orientation of α and that of β induce the same orientation on $\partial_i S$ at their intersections with $\partial_i S$. In particular, each properly embedded arc in \mathcal{H} intersects with two distinct boundary components of S .*

Proof. Let $a = \lambda(\alpha) = \lambda(\beta)$. Suppose the transverse orientations of α and β do not induce the same orientation on $\partial_i S$ at their intersection points $\{P_\alpha, P_\beta\}$. By choosing a nearest one among such pairs of intersection points on $\partial_i S$, we may assume a component of $\partial_i S \setminus \{P_\alpha, P_\beta\}$ does not intersect with any a -arc (Figure 7 (a)). By Lemma 2.3, one can reduce $|(\cup \mathcal{B}) \cap \partial S|$ by 2 without changing the equivalence class of (\mathcal{H}, λ) , if one replaces α and β by another curve or arc α' as in Figure 7 (b). Note that this new label-reading pair can be further simplified to become regular, again by Lemma 2.3. \square

Remark 4.4. During the proof of Lemma 4.3, one might have increased the number of homotopy classes of simple closed curves in $\lambda^{-1}(a)$, when α and β are replaced by α' . But the proof is still valid, since we are considering the lexicographical ordering of the complexity.

To state properties of normalized label-reading pairs, it will be convenient to define certain terms regarding a set of disjoint properly embedded arcs on S , as follows. Let I denote the unit interval $[0, 1]$.

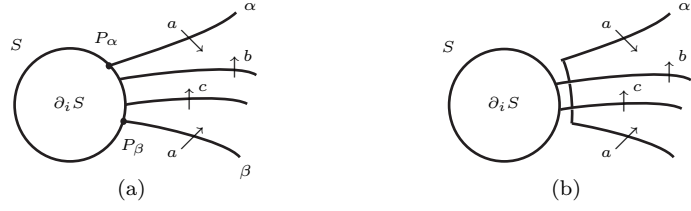


FIGURE 7. Reducing complexity. In (a), the labels b and c are adjacent to a in Γ by the regularity of (\mathcal{H}, λ) . Hence in (b), the intersections of α' with b - and c -arcs are allowed to occur. Consequently, α and β can be replaced by α' without changing the equivalence class of the label-reading pair.

Definition 4.5 (Strips and Channels). Let \mathcal{A} be a set of disjoint properly embedded arcs on a compact surface S .

- (1) We choose an embedding $\eta_\alpha : I \times [-1, 1] \rightarrow S$ for each arc $\alpha \in \mathcal{A}$, such that the following conditions hold.
 - (i) $\eta_\alpha(I \times s)$ is a properly embedded arc for each $s \in [-1, 1]$.
 - (ii) $\alpha \subseteq \eta_\alpha(I \times (-1, 1))$
 - (iii) If $\alpha \sim \alpha' \in \mathcal{A}$, then $\eta_\alpha = \eta_{\alpha'}$.
 - (iv) If $\alpha \not\sim \alpha' \in \mathcal{A}$, then the image of η_α and that of $\eta_{\alpha'}$ are disjoint.
We call $\{\eta_\alpha \mid \alpha \in \mathcal{A}\}$ as a *set of strips* for \mathcal{A} . For convenience, the image of η_α is also denoted by η_α , when there is no danger of confusion.
- (2) A *channel* is a connected component of $(\cup_{\alpha \in \mathcal{A}} \eta_\alpha) \cup \partial S$. For $\alpha \in \mathcal{A}$, we denote the unique channel containing α by $\text{ch}(\alpha)$. An *induced simple closed curve* of α is a boundary component $\hat{\alpha}$ of the closure of $S \setminus \text{ch}(\alpha)$ such that $\hat{\alpha} \cap \eta_\alpha \neq \emptyset$ and $\hat{\alpha} \not\subseteq \partial S$. Note that there exist at most two induced simple closed curves of α for each $\alpha \in \mathcal{A}$.
- (3) An arc $\alpha \in \mathcal{A}$ is *one-sided with respect to \mathcal{A}* , if $\eta_\alpha(I \times \{-1\})$ and $\eta_\alpha(I \times \{1\})$ are contained in the same induced simple closed curve (see Figure 8).

Remark 4.6. Let \mathcal{A} be a set of disjoint properly embedded arcs on a compact surface S , and $\alpha \in \mathcal{A}$.

- (1) Any induced simple closed curve $\hat{\alpha}$ can be written as a concatenation of paths

$$\hat{\alpha} = \alpha'_1 \cdot \delta_1 \cdot \alpha'_2 \cdot \delta_2 \cdot \alpha'_3 \cdots \alpha'_r$$

such that

- (i) $\alpha'_1 \sim \alpha$,
- (ii) $\alpha'_i \sim \alpha_i$ for some $\alpha_i \in \mathcal{A}$, and α'_i is an interval on the boundary of the strip of α_i ,
- (iii) δ_i is an interval on a boundary component of S that intersects with α'_i and α'_{i+1} .

In particular, an induced simple closed curve consists of subarcs which lie on ∂S and the boundaries of strips. Moreover, if α is not one-sided, then

- the transverse orientation of α uniquely determines a transverse orientation of $\hat{\alpha}$ that respects the homotopy $\alpha'_1 \sim \alpha$.
- (2) For a sufficiently small closed regular neighborhood N of $\text{ch}(\alpha)$, there exist disjoint annuli A_1, A_2, \dots, A_r in the closure of $S \setminus \text{ch}(\alpha)$, such that $N = \text{ch}(\alpha) \cup A_1 \cup A_2 \cup \dots \cup A_r$. The intersection of each A_i with $\text{ch}(\alpha)$ is an induced simple closed curve, and conversely, any induced simple closed curve intersecting with $\text{ch}(\alpha)$ is a boundary component of some A_i .
- (3) Let (\mathcal{H}, λ) be a label-reading pair on S with the underlying graph Γ . Consider any arc $\alpha \in \mathcal{H}$, and let $a = \lambda(\alpha)$. Denote the set of a -arcs by \mathcal{A}_a . We may assume that the arcs in \mathcal{A}_a are disjoint (Lemma 2.3 (3)). Then the *strip*, the *channel*, and the *induced simple closed curves* of α are defined to be those of α with respect to the set \mathcal{A}_a . Furthermore, α is said to be *one-sided* if it is one-sided with respect to \mathcal{A}_a .

Lemma 4.7 (Normalization II). *Let (\mathcal{H}, λ) be a normalized label-reading pair on a compact hyperbolic surface S with the underlying graph Γ . Then each arc α in \mathcal{H} is one-sided (see Remark 4.6 (3)).*

Proof. Let $a = \lambda(\alpha)$. For abbreviation, we simply let \mathcal{A} denote the set of a -arcs. Suppose there exists an arc $\alpha \in \mathcal{A}$, which is not one-sided in \mathcal{A} . Let $\hat{\alpha}$ be one of the two induced simple closed curves of α with respect to \mathcal{A} . Write $\hat{\alpha} = \alpha'_1 \cdot \delta_1 \cdot \alpha'_2 \cdot \delta_2 \cdots \alpha'_r \cdot \delta_r$, where $\delta_i \subseteq \partial S$, and α'_i is a properly embedded arc homotopic to an a -arc $\alpha_i \in \mathcal{A}$, as in Remark 4.6 (1). Here, $\alpha'_1 \sim \alpha$. The transverse orientation of $\hat{\alpha}$ is given by that of α .

First, consider the case when no other curve in \mathcal{A} is homotopic to α . Choose an embedding $g : S^1 \times I \rightarrow S \setminus \text{ch}(\alpha)$ such that $g(S^1 \times \{0\}) = \hat{\alpha}$, as in Remark 4.6 (2).

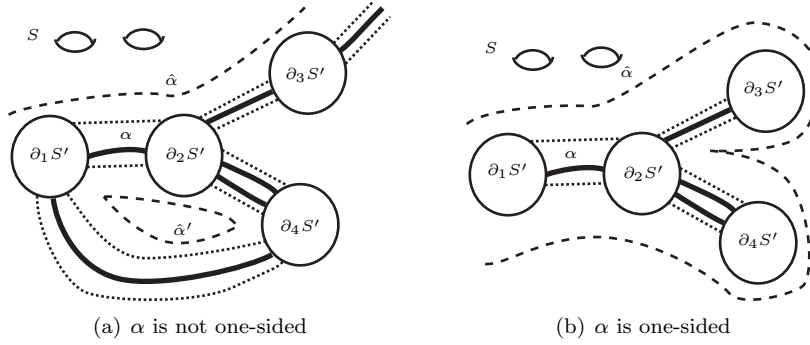


FIGURE 8. Strips and channels of a set \mathcal{A} of disjoint properly embedded arcs. Curves in \mathcal{A} are drawn bold. The dotted arcs bound strips, along with some intervals on ∂S . $\hat{\alpha}$ and $\hat{\alpha}'$ are induced simple closed curves. They do intersect ∂S and the boundaries of strips, but for convenience of drawing, the figures show curves parallel to $\hat{\alpha}$ and $\hat{\alpha}'$, in the interior of the surface. In (a), $\hat{\alpha}$ and $\hat{\alpha}'$ are distinct induced simple closed curves of $\alpha \in \mathcal{A}$. In (b), $\hat{\alpha}$ is the unique induced simple closed curve of α .

Put $\beta = g(S^1 \times \{\frac{1}{2}\})$ and $\gamma = g(S^1 \times \{1\})$. One may assume γ is sufficiently close to $\hat{\alpha}$, so that if any $\gamma' \in \mathcal{H}$ intersects with γ , then γ' also intersects with $\hat{\alpha}$. Let γ have the transverse orientation which the homotopy $\gamma \sim \hat{\alpha}$ respects, and give β the opposite orientation (Figure 9 (a)). Label β and γ by a and add them to \mathcal{H} , resulting in a new label-reading pair $(\mathcal{H}_1, \lambda_1)$. Note that $(\mathcal{H}_1, \lambda_1)$ is equivalent to (\mathcal{H}, λ) , since the homotopic curves β and γ have the same label and the opposite transverse orientations.

Note that the transverse orientations of $\alpha_2, \alpha_3, \alpha_4, \alpha_5, \dots$ are completely determined by that of α , according to Lemma 4.3. Obtain another label-reading pair $(\mathcal{H}_2, \lambda_2)$ from $(\mathcal{H}_1, \lambda_1)$ by removing $\beta, \alpha, \alpha_3, \alpha_5, \dots$ and adding a -arcs homotopic to $\alpha_2, \alpha_4, \dots$. Here, newly added arcs will have the transverse orientations respecting the homotopies to $\alpha_2, \alpha_4, \dots$, as in Figure 9 (c). One sees that $(\mathcal{H}_2, \lambda_2)$ is equivalent to $(\mathcal{H}_1, \lambda_1)$ by successive applications of Lemma 2.3 (3). Figure 9 (b) illustrates an intermediate step between $(\mathcal{H}_1, \lambda_1)$ and $(\mathcal{H}_2, \lambda_2)$.

Since α is not one-sided, $\alpha_i \not\sim \alpha$ for each $i > 1$. We have assumed that α is the only arc in its homotopy class, contained in \mathcal{A} . Hence, $(\mathcal{H}_2, \lambda_2)$ does not contain any a -arc homotopic to α . This means, \mathcal{H}_2 has a strictly smaller number of homotopy classes of properly embedded arcs, than \mathcal{H} does. \mathcal{H}_2 has the same number of, or one more, homotopy classes of simple closed curves than \mathcal{H} does, according to whether there exists any a -curve homotopic to γ in \mathcal{H} or not. This implies, $|\lambda_2^{-1}(a)/\sim| \leq |\lambda^{-1}(a)/\sim|$. Moreover, $|\mathcal{H} \cap \partial S| = |\mathcal{H}_2 \cap \partial S|$. Hence, $c(\mathcal{H}_2, \lambda_2) < c(\mathcal{H}, \lambda)$. This is a contradiction to the minimality of $c(\mathcal{H}, \lambda)$.

In the case when there exist $l > 1$ properly embedded arcs in \mathcal{H} homotopic to α , fix a small annulus $A \subseteq \overline{S} \setminus \text{ch}(\alpha)$, of which $\hat{\alpha}$ is a boundary component. Consider a set of disjoint, transversely oriented simple closed curves $\beta_1, \beta_2, \dots, \beta_l, \gamma_1, \gamma_2, \dots, \gamma_l$ contained in A with this order. Here, we let $\beta_1, \beta_2, \dots, \beta_l$ have the opposite transverse orientations to that of $\hat{\alpha}$, and $\gamma_1, \gamma_2, \dots, \gamma_l$ have the transverse orientations coinciding with that of $\hat{\alpha}$. By letting $\mathcal{H}_1 = \mathcal{H} \cup \{\beta_1, \beta_2, \dots, \beta_l, \gamma_1, \gamma_2, \dots, \gamma_l\}$, the same argument implies that $c(\mathcal{H}, \lambda)$ is not minimal. \square

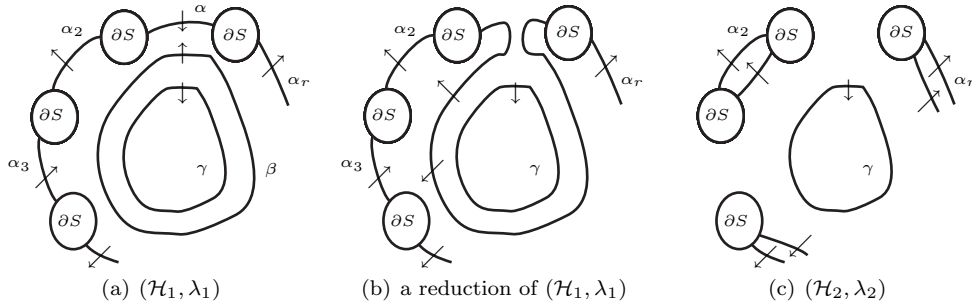


FIGURE 9. Proof of Lemma 4.7. All the curves and arcs drawn here are labeled by a .

Now we state a lemma regarding a set of disjoint properly embedded arcs on a compact surface, such that each arc is one-sided. In view of Lemma 4.7, this result

will be applied to the study of normalized label-reading pairs in the next section. Note, the conclusion of Lemma 4.8 is not true without the hypothesis that each arc is one-sided.

Lemma 4.8. *Let \mathcal{A} be a set of disjoint properly embedded arcs on a surface S , such that each arc in \mathcal{A} is one-sided. Denote the union of the boundary components of S intersecting with arcs in \mathcal{A} by ∂^*S . Fix $\alpha \in \mathcal{A}$, and let $\hat{\alpha}$ be the unique induced simple closed curve of α . For a sufficiently small closed regular neighborhood N of $\text{ch}(\alpha)$, the following hold.*

- (1) N has a unique boundary component, say $\hat{\alpha}'$, that is not a boundary component of S . $\hat{\alpha}'$ separates S , and $\hat{\alpha}' \sim \hat{\alpha}$.
- (2) A properly embedded arc or a closed curve, not intersecting with $(\cup \mathcal{A}) \cup \partial^*S$, can be homotoped into $S \setminus N$.
- (3) If we further assume that $\hat{\alpha}$ is null-homotopic, then $\partial^*S = \partial S$ and any essential closed curve on S intersects with $\cup \mathcal{A}$.

Proof. (1) We use the notations in Definition 4.5. We will say that a boundary component of S or a strip of \mathcal{A} is *good* if it intersects with $\hat{\alpha}$ (Remark 4.6 (1)).

Claim 1. *If a strip is good, then so is any boundary component of S intersecting with that strip.*

If a strip $\eta_\beta : I \times [-1, 1] \rightarrow S$ is good for some $\beta \in \mathcal{A}$, then $\eta_\beta(I \times -1)$ or $\eta_\beta(I \times 1)$ is contained in $\hat{\alpha}$. Since β is one-sided, $\eta_\beta(I \times \{-1, 1\}) \subseteq \hat{\alpha}$. In particular, $\eta_\beta(\{0, 1\} \times \{-1, 1\}) \subseteq \hat{\alpha}$. Hence the boundary components of S that intersect with the good strip η_β intersects with $\hat{\alpha}$.

Now we denote the boundary components of S by $\partial_1 S, \partial_2 S, \dots, \partial_m S$.

Claim 2. *If $\partial_i S$ is good, then so is any strip intersecting with $\partial_i S$.*

Suppose $\partial_i S$ is good. $\hat{\alpha} \cap \partial_i S$ is a union of intervals on $\partial_i S$, and the endpoints of any of those intervals are contained in good strips. Assume $\partial_i S$ also intersects with a strip that is not good. On $\partial_i S$, one can choose a *nearest* pair of a good strip η_{β_1} and a strip η_{β_2} that is not good, for some $\beta_1, \beta_2 \in \mathcal{A}$. This implies, there exists a closed interval u on $\partial_i S$ such that u intersects with η_{β_1} and η_{β_2} , but not with any other strips. Since η_{β_1} is good, the unique induced simple closed curve of β_1 is $\hat{\alpha}$, and so, $u \subseteq \hat{\alpha}$. Since u intersects with the induced simple closed curve of β_2 , we have a contradiction to the assumption that η_{β_2} is not good.

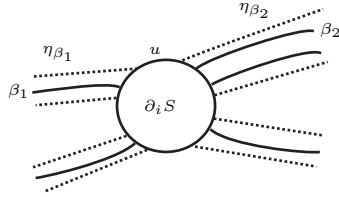


FIGURE 10. Proof of Claim2 in Lemma 4.8.

By Claim 1 and 2, if $\partial_i S$ and $\partial_j S$ are connected by an arc in \mathcal{A} , and $\partial_i S$ is good, then so is $\partial_j S$. Since $\text{ch}(\alpha)$ is connected, it follows that a boundary component of S or a strip is good if and only if it is contained in $\text{ch}(\alpha)$.

Now choose any component κ of $\partial N \setminus \partial S$. There exists $\beta \in \mathcal{A}$, such that κ and the induced simple closed curve $\hat{\beta}$ of β bound an annulus contained in the closure of $N \setminus \text{ch}(\alpha)$, and $\hat{\beta} \subseteq \text{ch}(\alpha)$ (Remark 4.6 (2)). The strip η_β of β intersects with $\hat{\beta}$. Since $\hat{\beta} \subseteq \text{ch}(\alpha)$, $\eta_\beta \cap \text{ch}(\alpha) \neq \emptyset$. This implies that $\eta_\beta \subseteq \text{ch}(\alpha)$, and so, η_β is good; that is, η_β intersects also with $\hat{\alpha}$. Since β is assumed to be one-sided, $\hat{\beta} = \hat{\alpha}$. Hence κ is the unique boundary component of N that bounds an annulus with $\hat{\alpha}$. This proves that ∂N contains only one component that is not in ∂S .

Note that N is a proper subsurface of S such that the frontier, namely κ , is connected. Hence κ separates S .

(2) Suppose γ is a curve on S , not intersecting with $(\cup \mathcal{A}) \cup \partial^* S$. Let \mathcal{A}_0 be a minimal set of arcs in \mathcal{A} satisfying the following:

for each $\beta \in \mathcal{A}$, there uniquely exists $\beta_0 \in \mathcal{A}_0$ such that $\beta \sim \beta_0$.

Case 1. γ is a closed curve.

We have

$$\gamma \subseteq S \setminus (\cup \mathcal{A}) \subseteq S \setminus (\cup \mathcal{A}_0) \sim S \setminus (\cup_{\beta \in \mathcal{A}} \eta_\beta) \subseteq \overline{S \setminus \text{ch}(\alpha)} \sim \overline{S \setminus N}.$$

The first homotopy is obtained by enlarging each arc in \mathcal{A}_0 to a strip, and the second one is a deformation retract of the annuli discussed in Remark 4.6 (2) onto circles. Clearly, $\overline{S \setminus N}$ can be homotoped into $S \setminus N$.

Case 2. γ is a properly embedded arc.

The argument for this case is almost the same as Case 1. One has only to show that there exists a homotopy that sends γ into $S \setminus N$, leaving the endpoints on ∂S . For this, we choose N as a sufficiently small regular neighborhood of $\text{ch}(\alpha)$ such that $\partial \gamma \cap N = \emptyset$. This is possible since γ does not intersect $\partial^* S$. Then we have only to note that the homotopies in the proof of Case 1 do not move $\partial \gamma$.

(3) Suppose $\hat{\alpha} \sim 0$. From (1), there exists $\kappa \sim \hat{\alpha}$ such that $\partial N \subseteq \{\kappa\} \cup \partial^* S$. Since κ separates, one can write $S = N \cup S'$ such that $N \cap S' = \kappa$. N contains at least one boundary component of S , namely any of the boundary components that α intersects. Hence, N is not a disk. Now for κ to be null-homotopic, S' must be a disk and $\partial S \subseteq \partial N$. So $\partial N = \{\kappa\} \cup \partial S$, and $\partial^* S = \partial S$.

Let γ be any closed curve, not intersecting with any arc in \mathcal{A} . By (2), γ is homotopic into $S \setminus N$, which is the interior of S' . This implies that γ is null-homotopic. \square

5. ADDING BISIMPLICIAL EDGES

An edge $\{a, b\}$ is *bisimplicial* if any vertex in $\text{LINK}(a)$ is either equal or adjacent to any vertex in $\text{LINK}(b)$. For an edge e of a graph, \mathring{e} denotes the interior of e . In this section, we prove the following theorem.

Theorem 5.1. *Let e be a bisimplicial edge of a graph Γ . If $\Gamma \setminus \mathring{e} \in \mathcal{N}'$, then $\Gamma \in \mathcal{N}'$.*

Proof. Write $e = \{a, b\}$, and let $\Gamma' = \Gamma \setminus \mathring{e}$. Assume that $\Gamma \notin \mathcal{N}'$. One can find a compact hyperbolic surface S , and a relative embedding $\phi : \pi_1(S) \rightarrow A(\Gamma)$ with respect to a normalized label-reading pair (\mathcal{H}, λ) .

First, consider the case when $\lambda(\mathcal{H}) \subseteq \text{LINK}(a) \cup \{a\}$. $\Gamma_{\text{LINK}(a) \cup \{a\}} \notin \mathcal{N}'$, since the image of ϕ is in $A(\Gamma_{\text{LINK}(a) \cup \{a\}})$. $\Gamma_{\text{LINK}(a) \cup \{a\}}$ is the join of the single vertex a and $\Gamma_{\text{LINK}(a)}$. Since a single vertex is in \mathcal{N}' , Proposition 3.2 implies that $\Gamma_{\text{LINK}(a)} \notin \mathcal{N}'$. Note that $\Gamma_{\text{LINK}(a)} \leq \Gamma_{V(\Gamma) \setminus \{a\}} \leq \Gamma'$. Hence, Γ' is not in \mathcal{N}' , which contradicts to the assumption. The case when $\lambda(\mathcal{H}) \subseteq \text{LINK}(b) \cup \{b\}$ is similar.

Now assume $\lambda(\mathcal{H}) \not\subseteq \text{LINK}(a) \cup \{a\}$ and $\lambda(\mathcal{H}) \not\subseteq \text{LINK}(b) \cup \{b\}$. We denote the boundary components of S by $\partial_1 S, \partial_2 S, \dots, \partial_m S$. For a based curve or an arc γ on S , we let w_γ denote the label-reading of γ with respect to the label-reading pair (\mathcal{H}, λ) as in Section 2.

Claim 1. *Suppose α and β are essential simple closed curves on S such that $\alpha \cap \beta \neq \emptyset$, $w_\alpha \in \langle \text{LINK}(a) \rangle$ and $w_\beta \in \langle \text{LINK}(b) \rangle$. Then $\alpha \sim \beta^{\pm 1}$.*

We may choose the base point of $\pi_1(S)$ in $\alpha \cap \beta$. $\phi([\alpha], [\beta]) = [w_\alpha, w_\beta] = 1$, since any vertex in $\text{LINK}(a)$ is equal or adjacent to any vertex in $\text{LINK}(b)$. By Lemma 3.1, $\alpha \sim \beta^{\pm 1}$. Here, we have assumed that α and β are transverse to \mathcal{H} . If not, one may consider $\alpha' \sim \alpha$ and $\beta' \sim \beta$ such that α' and β' are sufficiently close to α and β respectively, and transversely intersecting \mathcal{H} . The claim is proved.

For $v \in V(\Gamma)$, recall that simple closed curves and properly embedded arcs in \mathcal{H} labeled by v , are called v -curves and v -arcs, respectively. \mathcal{C}_v and \mathcal{A}_v will denote the set of v -curves and the set of v -arcs, respectively. Let $\partial^v S$ denote the union of the boundary components of S that intersect with v -arcs.

Claim 2. $(\cup \mathcal{C}_a) \cap (\cup \mathcal{C}_b) = \emptyset$.

Suppose α and β intersect at a point p , for some $\alpha \in \mathcal{C}_a$ and $\beta \in \mathcal{C}_b$. One can find simple closed curves $\alpha_1 \sim \alpha$ and $\beta_1 \sim \beta$, intersecting at a point p' near p , such that α_1 and β_1 are transverse to \mathcal{H} . By requiring that α_1 is sufficiently close to α , we may assume that the label-reading of α_1 with the base point p' , is same as the label-reading of α with a suitable choice of the base point. If $\gamma \in \mathcal{H}$ intersects with α , then $\lambda(\gamma) \in \text{LINK}(a)$, by the definition of a label-reading pair. Hence, $w_{\alpha_1} \in \langle \text{LINK}(a) \rangle$. Similarly, $w_{\beta_1} \in \langle \text{LINK}(b) \rangle$. By Claim 1, $\alpha \sim \alpha_1 \sim \beta_1^{\pm 1} \sim \beta^{\pm 1}$, which contradicts to the assumption that curves and arcs in \mathcal{H} are minimally intersecting (Remark 2.4 (1)).

Claim 3. *If $\alpha \in \mathcal{A}_a$ and $\beta \in \mathcal{A}_b$, then $\alpha \not\sim \beta$.*

Suppose an a -arc α and a b -arc β are homotopic. They join the same pair of boundary components, say $\partial_1 S$ and $\partial_2 S$. $\alpha \sim \beta$ implies that if $\gamma \in \mathcal{H}$ intersects with α , then γ also intersects with β , and so, $\lambda(\gamma) \in \text{LINK}(a) \cap \text{LINK}(b)$. It follows that $w_\alpha \in \langle \text{LINK}(a) \cap \text{LINK}(b) \rangle$. Note that $w_{\partial_1 S}$ and $w_{\partial_2 S}$ are in $\langle a, b, \text{LINK}(a) \cap \text{LINK}(b) \rangle$. As in the proof of Lemma 3.4, consider $\delta_1 \sim \partial_1 S$ and $\delta_2 \sim \partial_2 S$ with the same base point such that δ_1 and δ_2 transversely intersect \mathcal{H} (Figure 3). We may assume δ_1 and δ_2 are sufficiently close to $\partial_1 S$ and $\alpha \cdot \partial_2 S \cdot \alpha^{-1}$ respectively, so that w_{δ_1} and w_{δ_2} are in $\langle a, b, \text{LINK}(a) \cap \text{LINK}(b) \rangle$. Hence, $\phi([\delta_1], [\delta_2]) = [w_{\delta_1}, w_{\delta_2}] = 1$, since $\{a, b\} \cup (\text{LINK}(a) \cap \text{LINK}(b))$ induces a complete subgraph in Γ . This leads to a contradiction again, since $\partial_1 S \neq \partial_2 S$ (Lemma 4.3) implies that $[\delta_1, \delta_2] \neq 1$ (Lemma 3.1).

Claim 4. *If a b -arc β joins two components in $\partial^a S$, then β intersects some $\gamma \in \mathcal{H}$ that is not labeled by a vertex in $\text{LINK}(a) \cup \{a\}$.*

As in the proof of Claim 3, choose β_1 sufficiently close to β such that $\beta_1 \sim \beta$, $w_{\beta_1} = w_\beta \in \langle \text{LINK}(b) \rangle$, and β_1 transversely intersects \mathcal{H} . Assume that whenever $\gamma \in \mathcal{H}$ and $\beta_1 \cap \gamma \neq \emptyset$, $\lambda(\gamma) \in \text{LINK}(a) \cup \{a\}$. This implies $w_{\beta_1} \in \langle (\text{LINK}(a) \cup \{a\}) \cap \text{LINK}(b) \rangle = \langle a, \text{LINK}(a) \cap \text{LINK}(b) \rangle$. Let $\partial_1 S$ and $\partial_2 S$ be the boundary components joined by β . $\partial_i S \subseteq \partial^a S \cap \partial^b S$ for $i = 1, 2$, by the assumption of the claim. This means $w_{\partial_1 S}, w_{\partial_2 S} \in \langle a, b, \text{LINK}(a) \cap \text{LINK}(b) \rangle$. As in the proof of Claim 3, $[[\partial_1 S], [\beta_1 \cdot \partial_2 S \cdot \beta_1^{-1}]] = 1$, which is a contradiction. So, there exists $\gamma \in \mathcal{H}$ such that $\beta_1 \cap \gamma \neq \emptyset$ (hence, $\beta \cap \gamma \neq \emptyset$) and $\lambda(\gamma) \notin \text{LINK}(a) \cup \{a\}$.

Now, we recall the notations and the terms from Definition 4.5 and Remark 4.6. For each $\alpha \in \mathcal{A}_a$, $\text{ch}(\alpha)$ denotes the channel of α with respect to the set \mathcal{A}_a and $N(\text{ch}(\alpha))$ denotes a sufficiently small closed regular neighborhood of $\text{ch}(\alpha)$ satisfying the conclusion of Lemma 4.8. This implies that $\hat{\alpha}$ is homotopic to the unique component of $\partial N(\text{ch}(\alpha)) \setminus \partial S$ (Lemma 4.8 (1)).

Claim 5. *Let α be an a -arc, and $\hat{\alpha}$ be the unique induced simple closed curve of α with respect to \mathcal{A}_a . Then $w_{\hat{\alpha}} \in \langle \text{LINK}(a) \rangle$.*

From Remark 4.6 that $\hat{\alpha}$ can be written as

$$\hat{\alpha} = \alpha'_1 \cdot \delta_1 \cdot \alpha'_2 \cdot \delta_2 \cdots \alpha'_r$$

where for each i , α'_i is homotopic to an a -arc α_i , and δ_i is an interval on a boundary component of S which is intersecting with the a -arcs α_i and α_{i+1} . Moreover, $\hat{\alpha}$ does not intersect with any a -curves or a -arcs. It follows that $w_{\hat{\alpha}} \in \langle \text{LINK}(a) \rangle$.

Claim 6. *The induced simple closed curve of an a - or b -arc is essential.*

Suppose the induced simple closed curve $\hat{\alpha}$ of an a -arc α is null-homotopic. By Lemma 4.8 (3), $\partial^a S = \partial S$, and any simple closed curve in \mathcal{H} is labeled by a vertex in $\text{LINK}(a)$. This implies that the label of any curve or arc in \mathcal{H} is either a or adjacent to a . Hence, $\lambda(\mathcal{H}) \in \text{LINK}(a) \cup \{a\}$, which was excluded. The case for the induced simple closed curve of a b -arc is similar, by symmetry.

Claim 7. $(\cup \mathcal{A}_a) \cap (\cup \mathcal{C}_b) = \emptyset$, and $(\cup \mathcal{A}_b) \cap (\cup \mathcal{C}_a) = \emptyset$.

Suppose $\alpha \in \mathcal{A}_a$ and $\beta \in \mathcal{C}_b$ intersect at p . Let $\hat{\alpha}$ be the induced simple closed curve of α . $\hat{\alpha}'$ denotes the unique boundary component of $N(\text{ch}(\alpha))$ that is not in ∂S (Lemma 4.8 (1)). $\hat{\alpha}' \sim \hat{\alpha}$, and $\hat{\alpha}' \not\sim 0$ by Claim 6. By Claim 5, $w_{\hat{\alpha}'} \in \langle \text{LINK}(a) \rangle$. Since $\alpha \cap \beta \neq \emptyset$, $\hat{\alpha}' \cap \beta \neq \emptyset$. Moreover, $w_\beta \in \langle \text{LINK}(b) \rangle$. By Claim 1, $\hat{\alpha}' \sim \beta^{\pm 1}$, and so, $i(\alpha, \beta) = i(\alpha, \hat{\alpha}') = 0$. This contradicts to the assumption that α and β are minimally intersecting. $(\cup \mathcal{A}_b) \cap (\cup \mathcal{C}_a) = \emptyset$ follows from the symmetry.

Claim 8. *Let $\alpha \in \mathcal{A}_a$ and $\beta \in \mathcal{A}_b$. Denote the induced simple closed curves of α and β by $\hat{\alpha}$ and $\hat{\beta}$, respectively. Suppose either*

- (i) α and β intersect, or
- (ii) $\hat{\alpha}$ and $\hat{\beta}$ intersect, and there exists a boundary component which intersects with both α and β .

Then $\hat{\alpha} \sim \hat{\beta}^{\pm 1}$, and $N(\text{ch}(\alpha)) \cap \partial S = N(\text{ch}(\beta)) \cap \partial S$. Moreover, there exists a homotopy from $N(\text{ch}(\alpha))$ onto $N(\text{ch}(\beta))$ fixing $N(\text{ch}(\alpha)) \cap \partial S = N(\text{ch}(\beta)) \cap \partial S$.

As in Claim 7, let $\hat{\alpha}'$ and $\hat{\beta}'$ be the boundary components of $N(\text{ch}(\alpha))$ and $N(\text{ch}(\beta))$, that are not boundary components of S , respectively. Assuming (i) or (ii), two essential curves $\hat{\alpha}'$ and $\hat{\beta}'$ intersect. Here, we have also assumed that $\hat{\alpha}'$ and $\hat{\beta}'$ are sufficiently close to $\hat{\alpha}$ and $\hat{\beta}$. By Claim 5, $w_{\hat{\alpha}'} \in \langle \text{LINK}(a) \rangle$ and $w_{\hat{\beta}'} \in \langle \text{LINK}(b) \rangle$. From Claim 1, it follows that $\hat{\alpha}' \sim \hat{\beta}'^{\pm 1}$. By Lemma 4.8 (1), both $\hat{\alpha}'$ and $\hat{\beta}'$ are separating simple closed curves on S . So either $N(\text{ch}(\alpha)) \sim N(\text{ch}(\beta))$ or $N(\text{ch}(\alpha)) \sim S \setminus \overline{N(\text{ch}(\beta))}$. Suppose $N(\text{ch}(\alpha)) \sim S \setminus \overline{N(\text{ch}(\beta))}$. Then any boundary component of S contained in $N(\text{ch}(\alpha))$ will not be contained in $N(\text{ch}(\beta))$. So no boundary component of S can intersect both α and β . Since $\alpha \subseteq N(\text{ch}(\alpha))$, α is homotopic into $S \setminus N(\text{ch}(\beta))$, and so, $i(\alpha, \beta) = 0$. So neither (i) nor (ii) of the given conditions holds. Hence $N(\text{ch}(\alpha)) \sim N(\text{ch}(\beta))$, and the rest of the claim follows immediately.

Claim 9. *Let α be an a -arc. Suppose a b -arc β joins two boundary components of S that are contained in $N(\text{ch}(\alpha))$. Let $\hat{\alpha}$ and $\hat{\beta}$ denote the induced simple closed curves of α and β , respectively. Then $\hat{\alpha} \cap \hat{\beta} = \emptyset$.*

Suppose β joins $\partial_1 S$ and $\partial_2 S$, and $\partial_1 S \cup \partial_2 S \subseteq N(\text{ch}(\alpha))$. Assume that $\hat{\alpha} \cap \hat{\beta} \neq \emptyset$. For $i = 1$ or 2 , $\partial_i S \subseteq N(\text{ch}(\alpha))$ and so, $\partial_i S$ intersects with some a -arc. By Claim 4, there exists $\gamma \in \mathcal{H}$ such that $\beta \cap \gamma \neq \emptyset$ and $\lambda(\gamma) \notin \text{LINK}(a) \cup \{a\}$. This implies that γ can not intersect any a -curve or a -arc, and $\gamma \cap \partial^a S = \emptyset$. In particular, $\gamma \cap (\cup \mathcal{A}_a) = \emptyset$. By Lemma 4.8 (2), $\gamma \rightsquigarrow S \setminus N(\text{ch}(\alpha))$ (Notation 2.2). By choosing a suitable arc in $\text{ch}(\alpha)$, we may assume that α intersects with either $\partial_1 S$ or $\partial_2 S$. From Claim 8 (with condition (ii)), $\gamma \rightsquigarrow S \setminus N(\text{ch}(\beta))$. So $i(\beta, \gamma) = 0$, which is a contradiction.

Claim 10. $(\cup \mathcal{A}_a) \cap (\cup \mathcal{A}_b) = \emptyset$.

Suppose $\alpha \in \mathcal{A}_a$ and $\beta \in \mathcal{A}_b$ intersect. By Claim 8 (with condition (i)), $\hat{\alpha} \sim \hat{\beta}^{\pm 1}$ and $N(\text{ch}(\alpha)) \sim N(\text{ch}(\beta))$. This implies that $N(\text{ch}(\alpha)) \cap \partial S = N(\text{ch}(\beta)) \cap \partial S$, and so, $\beta \subseteq N(\text{ch}(\beta))$ joins two boundary components contained in $N(\text{ch}(\alpha))$. By Claim 9, $\hat{\alpha} \cap \hat{\beta} = \emptyset$, which contradicts to the assumption that $\alpha \cap \beta \neq \emptyset$.

Claim 11. $\partial^a S \cap \partial^b S = \emptyset$.

Suppose $\partial_i S$ intersects with an a -arc α and a b -arc β . By considering a nearest pair of such arcs on $\partial_i S$, we may assume that the induced simple closed curves $\hat{\alpha}$ and $\hat{\beta}$ of α and β intersect (Figure 11). By Claim 8 again, $N(\text{ch}(\alpha)) = N(\text{ch}(\beta))$, and hence as in the proof of Claim 10, β joins two boundary components of $N(\text{ch}(\alpha))$. By Claim 9, $\hat{\alpha}$ and $\hat{\beta}$ are disjoint, which is a contradiction. This proves Claim 11.

Recall $\Gamma' = \Gamma \setminus \dot{e}$. By Claim 2, 7 and 10, α and β are disjoint for any $\alpha \in \lambda^{-1}(a)$ and $\beta \in \lambda^{-1}(b)$. Hence, (\mathcal{H}, λ) can be considered as a label-reading pair with the underlying graph Γ' , inducing $\phi' : \pi_1(S) \rightarrow A(\Gamma')$. Injectivity of ϕ' can be seen from the following commutative diagram. Here, $A(\Gamma') \rightarrow A(\Gamma)$ is the natural

quotient map, obtained by adding the relator $[a, b] = 1$.

$$\begin{array}{ccc} & & A(\Gamma') \\ & \nearrow \phi' & \downarrow [a, b] \mapsto 1 \\ \pi_1(S) & \xrightarrow{\phi} & A(\Gamma) \end{array}$$

By Claim 11, no boundary components of S intersect with an a -arc and a b -arc at the same time. So the labels of the arcs intersecting with a fixed boundary component $\partial_i S$ are pairwise adjacent not only in Γ , but also in Γ' . Hence ϕ' is a relative embedding, and $\Gamma' \notin \mathcal{N}'$. \square

Recall that a graph Γ is *chordal bipartite* if Γ does not contain a triangle or an induced cycle of length at least 5.

Corollary 5.2. *Chordal bipartite graphs are in \mathcal{N}' .*

Proof. By applying Theorem 3.12 to $K_0 (= \emptyset)$ amalgamation, one sees that \mathcal{N}' is closed under disjoint union. In particular, discrete graphs are in \mathcal{N}' . Golumbic and Goss proved that by removing bisimplicial edges from a chordal bipartite graph successively, one obtains a discrete graph [13]. By Theorem 5.1, it follows that any chordal bipartite graph is in \mathcal{N}' . \square

6. \mathcal{N} AND \mathcal{N}'

We have shown several properties of the graph class \mathcal{N}' , which is a subclass of \mathcal{N} . In this section, we give a lower bound for \mathcal{N}' to illustrate that \mathcal{N}' already contains a large number of graphs. Also, we prove that two specific graphs are not in \mathcal{N} (hence not in \mathcal{N}'), providing new examples not covered by the results that we have discussed so far. Finally, we show equivalent formulations of Conjecture 1.1.

Let Γ be a graph. Suppose B is a subset of $V(\Gamma)$ such that the complement graph of the induced subgraph Γ_B is connected. Recall from [22] that the *co-contraction* $\overline{\text{CO}}(\Gamma, B)$ of Γ relative to B is defined as

$$\overline{\text{CO}}(\Gamma, B) = \overline{\overline{\Gamma} / \overline{\Gamma_B}},$$

where $\overline{\Gamma} / \overline{\Gamma_B}$ denote the graph obtained from $\overline{\Gamma}$ by topologically contracting each edge in $\overline{\Gamma_B}$ onto a vertex and removing loops or multi-edges thus obtained, successively. In [22], it is shown that $A(\overline{\text{CO}}(\Gamma, B))$ embeds into $A(\Gamma)$. Using this, we first prove that \mathcal{N}' is closed under co-contraction.

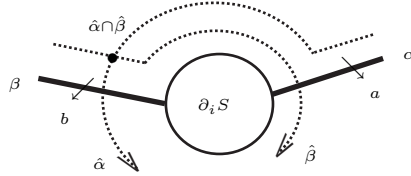


FIGURE 11. Proof of Claim 11 in Theorem 5.1.

Proposition 6.1. *Let Γ be a graph that co-contracts onto Γ' . If $\Gamma \in \mathcal{N}'$, then $\Gamma' \in \mathcal{N}'$.*

Proof. Assume $\Gamma' \notin \mathcal{N}'$. One can find a compact hyperbolic surface S and a relative embedding $\phi : \pi_1(S) \rightarrow A(\Gamma')$ induced by a normalized label-reading pair (\mathcal{H}', λ') . Let $\partial_1 S, \dots, \partial_m S$ be the boundary components of S . Using induction, we have only to consider the case when $\bar{\Gamma}'$ is obtained from $\bar{\Gamma}$ by contracting an edge $\{a, b\} \in E(\bar{\Gamma})$ onto a vertex $v \in V(\bar{\Gamma}')$. From [22], the map $A(\Gamma') \rightarrow A(\Gamma)$ sending v to $b^{-1}ab$, while sending the other vertices onto themselves, is an embedding. From the definition of a co-contraction, $\text{LINK}(v) = \text{LINK}(a) \cap \text{LINK}(b)$. If $\lambda'^{-1}(v) = \emptyset$, then $\phi : \pi_1(S) \rightarrow A(\Gamma' \setminus \{v\}) = A(\Gamma \setminus \{a, b\}) \leq A(\Gamma)$, and hence $\Gamma \notin \mathcal{N}'$. Now assume $\lambda'^{-1}(v) \neq \emptyset$ and choose any $\alpha \in \lambda'^{-1}(v)$. First, consider the case when α is an arc. Suppose α intersects with $\partial_i S$. By the definition of a relative embedding, any arc intersecting with $\partial_i S$ is labeled by a vertex in $\{v\} \cup \text{LINK}(v) = \{v\} \cup (\text{LINK}(a) \cap \text{LINK}(b))$. Consider the strip $\eta_\alpha : I \times [-1, 1] \rightarrow S$ containing α . We replace α in \mathcal{H}' by three homotopic arcs $\alpha_1 = \eta_\alpha(I \times -1)$, $\alpha_2 = \eta_\alpha(I \times 0)$ and $\alpha_3 = \eta_\alpha(I \times 1)$ such that the following hold (Figure 12 (a)).

- (i) α_1 and α_3 are labeled by b .
- (ii) α_2 is labeled by a .
- (iii) α_2 and α_3 have the transverse orientations induced by the homotopies $\alpha_2 \sim \alpha$ and $\alpha_3 \sim \alpha$, while α_1 has the opposite orientations.

Apply this process for each v -arc, and also similarly for each v -curve. This results in a new label-reading pair, denoted by (\mathcal{H}, λ) , with the underlying graph Γ . The induced label-reading map $\psi : \pi_1(S) \rightarrow A(\Gamma)$ is the composition of embeddings $\pi_1(S) \hookrightarrow A(\Gamma') \hookrightarrow A(\Gamma)$.

In (\mathcal{H}, λ) , suppose $\partial_i S$ intersects with a b -arc, for some i . Any arcs intersecting with $\partial_i S$ are labeled by either a , b or vertices in $\text{LINK}(a) \cap \text{LINK}(b)$. One can pair b -arcs intersecting with $\partial_i S$, such that for each pair $\{\beta_1, \beta_2\}$:

- (i) the transverse orientations of β_1 and β_2 are opposite to each other,
- (ii) one of the intervals on $\partial_i S \setminus (\beta_1 \cup \beta_2)$ intersects only with the arcs labeled by $\text{LINK}(a) \cap \text{LINK}(b)$.

Then one can remove intersections between $\partial_i S$ and b -arcs, without altering the equivalence class of (\mathcal{H}, λ) as is illustrated in Figure 12 (b). By applying this process to any $\partial_i S$ intersecting with a b -arc, we obtain another label-reading pair $(\mathcal{H}_1, \lambda_1)$ such that the labels of the arcs intersecting with each boundary component induce a complete subgraph of Γ . Hence, ψ is a relative embedding, and $\Gamma \notin \mathcal{N}'$. \square

Define \mathcal{F} to be the smallest family of graphs satisfying the following conditions.

- (i) $K_n \in \mathcal{F}$.
- (ii) $\Gamma_1, \Gamma_2 \in \mathcal{F}$, then $\text{JOIN}(\Gamma_1, \Gamma_2) \in \mathcal{F}$.
- (iii) If $\Gamma_1, \Gamma_2 \in \mathcal{F}$, and Γ is a complete graph amalgamation of Γ_1 and Γ_2 , then $\Gamma \in \mathcal{F}$.
- (iv) Suppose e is a bisimplicial edge of a graph Γ . If $\Gamma \setminus \dot{e} \in \mathcal{F}$, then $\Gamma \in \mathcal{F}$.
- (v) Let $\Gamma \in \mathcal{F}$ and $B \subseteq V(\Gamma)$ such that $\bar{\Gamma}_B$ is connected. Then $\text{CO}(\Gamma, B) \in \mathcal{F}$.

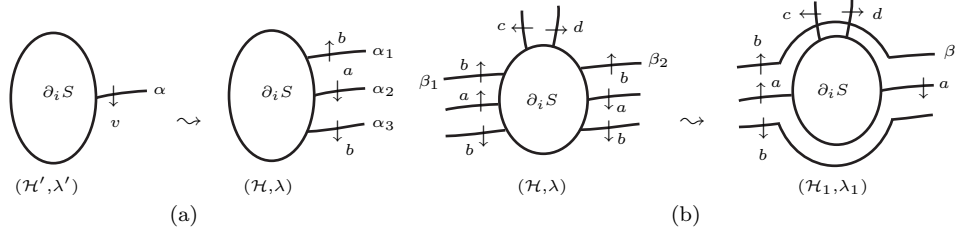


FIGURE 12. Proof of Proposition 6.1. In (b), c and d belong to $\text{LINK}(a) \cap \text{LINK}(b)$ in $A(\Gamma)$. Hence, c - and d -arcs are allowed to intersect with the b -curve or b -arc β in $(\mathcal{H}_1, \lambda_1)$.

By the Dirac's result in [8] which was used in the proof of Corollary 3.13, (i) and (iii) imply that chordal graphs are in \mathcal{F} . The result of Golumbic and Goss [13] quoted in the proof of Corollary 5.2, along with (iv), implies that any chordal bipartite graphs are in \mathcal{F} .

Corollary 6.2. \mathcal{N}' contains \mathcal{F} .

Proof. Proposition 3.2, Proposition 6.1, Theorem 3.12 and Theorem 5.1 imply that \mathcal{N}' is closed under taking a join, taking a co-contraction, amalgamating along a complete subgraph and adding a bisimplicial edge, respectively. Since \mathcal{F} is the smallest of such a graph class, $\mathcal{F} \subseteq \mathcal{N}'$. \square

So, \mathcal{F} provides a lower bound for \mathcal{N}' . As Corollary 6.2 summarizes techniques introduced in this paper, it seems likely that determining whether $\mathcal{F} = \mathcal{N}'$ will require new insights.

Crisp, Sageev and Sapir proposed several *reduction moves* on underlying graphs of label-reading maps, which they successfully used to classify all the graphs in \mathcal{N} with at most 8 vertices [5]. More precisely, they described eight *forbidden graphs*, and proved that a graph with at most 8 vertices is in \mathcal{N} if and only if the graph does not contain any forbidden graph as an induced subgraph. Their beautiful arguments, especially of finding candidates for kernel elements of label-reading maps, also excluded many graphs with 9 or more vertices from \mathcal{N} . However, the question of classifying all the graphs on which right-angled Artin groups contain closed hyperbolic surface groups currently seems wide-open. Here, we provide two new examples of graphs that are not in \mathcal{N} .

Example 6.3. Crisp, Sageev and Sapir proved that the right-angled Artin group on the graph $P_1(8)$ contains a closed hyperbolic surface group [5]. The complement graph of $P_1(8)$ is drawn in Figure 13 (a). Now consider the graphs Γ_1 and Γ_2 , whose complements are drawn in Figure 13 (b) and (c), respectively. If we topologically contract the edge $\{a, b\}$ in the complement of Γ_1 , and remove multi-edges thus obtained, then we have the complement graph of $P_1(8)$. This means Γ_1 co-contracts onto $P_1(8)$, and hence, we have an embedding $A(P_1(8)) \hookrightarrow A(\Gamma_1)$ [22]. Similarly, $\bar{\Gamma}_2$ contracts onto $\bar{\Gamma}_1$ by contracting the edge $\{c, d\}$ onto a , and so, $A(\Gamma_1)$ embeds into $A(\Gamma_2)$. This implies that $A(\Gamma_1)$ and $A(\Gamma_2)$ contain closed hyperbolic

surface groups, since so does $A(P_1(8))$. One can easily check that Γ_1 and Γ_2 do not contain any *forbidden subgraphs* considered in [5]. This gives new examples of graphs not in \mathcal{N} , hence not in \mathcal{N}' .

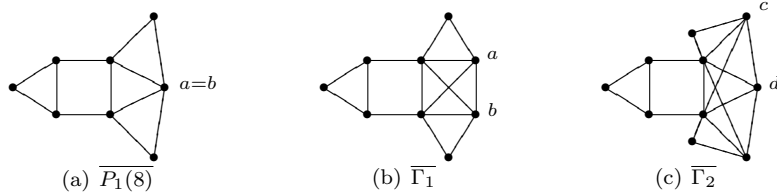


FIGURE 13. The complement graphs of $P_1(8)$, Γ_1 and Γ_2 .

One of the key obstructions for the question of classifying graphs in \mathcal{N} is Conjecture 1.1. Note that \mathcal{N} is closed under disjoint union and amalgamating along a vertex [21, 5]. We conclude this article by listing equivalent formulations to Conjecture 1.1.

Proposition 6.4. *The following are equivalent.*

- (i) \mathcal{N} is closed under complete graph amalgamation.
- (ii) If Γ' is obtained from Γ by removing a simplicial vertex, and $\Gamma' \in \mathcal{N}$, then $\Gamma \in \mathcal{N}$.
- (iii) $\mathcal{N}' = \mathcal{N}$.

Proof. (i) \Rightarrow (ii) is Obvious, since adding a simplicial vertex to Γ' is same as amalgamating Γ' with a complete graph K_n along K_{n-1} for some n .

For (ii) \Rightarrow (iii), first note that $\mathcal{N}' \subseteq \mathcal{N}$ by definition. To prove $\mathcal{N} \subseteq \mathcal{N}'$, suppose $\Gamma \notin \mathcal{N}'$. There exists a relative embedding $\phi : \pi_1(S) \rightarrow A(\Gamma)$, for some compact hyperbolic surface S . By Lemma 3.10, $A(\Gamma^*)$ contains a closed hyperbolic surface group. Note that Γ^* is obtained from Γ by adding independent simplicial vertices to Γ . Assuming (ii), $\Gamma \notin \mathcal{N}$.

(iii) \Rightarrow (i) is an immediate from Theorem 3.12. \square

REFERENCES

- [1] G. Baumslag. On generalized free products. *Math. Zeitschrift*, 78:423–438, 1962.
- [2] A. Casson and S. Bleiler. *Automorphisms of surfaces after Nielsen and Thurston*, volume 9 of *London Mathematical Society Student Texts*. Cambridge University Press, Cambridge, 1988.
- [3] R. Charney and M. Davis. Finite $K(\pi, 1)$ s for Artin groups. In F. Quinn, editor, *Prospects in topology*, *Ann. of Math. Stud.*, volume 138, pages 110–124, Princeton, NJ, 1995. Princeton Univ. Press.
- [4] Ruth Charney. An introduction to right-angled Artin groups. *Geom. Dedicata*, 125:141–158, 2007.
- [5] J. Crisp, M. Sageev, and M. Sapir. Surface subgroups of right-angled Artin groups. *Internat. J. Algebra Comput.*, 18(3):441–491, 2008.
- [6] J. Crisp and B. Wiest. Embeddings of graph braid and surface groups in right-angled Artin groups and braid groups. *Algebr. Geom. Topol.*, 4:439–472, 2004.

- [7] M. W. Davis and T. Januszkiewicz. Right-angled Artin groups are commensurable with right-angled Coxeter groups. *J. Pure Appl. Algebra*, 153:229–235, 2000.
- [8] G. A. Dirac. On rigid circuit graphs. *Abh. Math. Sem. Univ. Hamburg*, 25:71–76, 1961.
- [9] C. Droms. Graph groups, coherence, and three-manifolds. *J. Algebra*, 106(2):484–189, 1987.
- [10] C. Droms. Isomorphisms of graph groups. *Proc. Amer. Math. Soc.*, 100(3):407–408, 1987.
- [11] C. Droms. Subgroups of graph groups. *J. Algebra*, 110(2):519–522, 1987.
- [12] G. Duchamp and J.-Y. Thibon. Simple orderings for free partially commutative groups. *Internat. J. Algebra Comput.*, 2(3):351–355, 1992.
- [13] M. Golumbic and C. F. Goss. Perfect elimination and chordal bipartite graphs. *J. Graph Theory*, 2(2):155–163, 1978.
- [14] M. C. Golumbic. *Algorithmic graph theory and perfect graphs*. Number 57 in Annals of Discrete Mathematics. Elsevier Science B.V., Amsterdam, second edition, 2004.
- [15] C. McA. Gordon. Artin groups, 3-manifolds and coherence. *Bol. Soc. Mat. Mexicana (3)*, 10(Special Issue):193–198, 2004.
- [16] D. Groves and H. Wilton. Conjugacy classes of solutions to equations and inequations over hyperbolic groups. Preprint, arXiv:0710.1892v1.
- [17] J. Howie. On locally indicable groups. *Math. Z.*, 180(4):445–461, 1982.
- [18] T. Hsu and D. T. Wise. On linear and residual properties of graph products. *Michigan Math. J.*, 46(2):251–259, 1999.
- [19] S. Humphries. On representations of Artin groups and the Tits conjecture. *J. Algebra*, 169(3):847–862, 1994.
- [20] K. Kim, L. Makar-Limanov, J. Neggers, and F. Roush. Graph algebras. *J. Algebra*, 64(1):46–51, 1980.
- [21] S. Kim. *Hyperbolic Surface Subgroups of Right-Angled Artin Groups and Graph Products of Groups*. PhD thesis, Yale University, 2007.
- [22] S. Kim. Co-contractions of graphs and right-angled Artin groups. *Algebr. Geom. Topol.*, 8:849–868, 2008.
- [23] J. Meier and L. Van Wyk. The Bieri-Neumann-Strebel invariants for graph groups. *Proc. London Math. Soc. (3)*, 71(2):263–280, 1995.
- [24] V. Metaftsis and E. Raptis. On the profinite topology of right-angled Artin groups. *J. Algebra*, 320(3):1174–1181, 2008.
- [25] G. A. Niblo and L. D. Reeves. The geometry of cube complexes and the complexity of their fundamental groups. *Topology*, 37(3):621–633, 1998.
- [26] A. Yu. Olshanskii. Diagrams of homomorphisms of surface groups. *Sibirsk. Mat. Zh.*, (30) 6:150–171, 1989.
- [27] H. Servatius, C. Droms, and B. Servatius. Surface subgroups of graph group. *Proc. Amer. Math. Soc.*, 106(3):573–578, 1989.
- [28] Henry Wilton. Solutions to Bestvina & Feighn’s exercises on limit groups. To appear in *Geometry and Cohomology in Group Theory* (Durham, 2003). Available at arXiv:math/0604137v1.

DEPARTMENT OF MATHEMATICS, THE UNIVERSITY OF TEXAS AT AUSTIN, AUSTIN, TX 78712-0257, USA

E-mail address: shkim@math.utexas.edu