

Stationary transport in mesoscopic hybrid structures with contacts to superconducting and normal wires. A Green's function approach for multiterminal setups.

Liliana Arrachea

*Departamento de Física, Facultad de Ciencias Exactas y Naturales,
Universidad de Buenos Aires, Pabellón I, Ciudad Universitaria, 1428 Buenos Aires, Argentina.
Departamento de Física de la Materia Condensada and BIFI,
Universidad de Zaragoza, Pedro Cerbuna 12, 50009 Zaragoza, Spain.*

We generalize the representation of the real time Green's functions introduced by Langreth and Nordlander [Phys. Rev. B **43** 2541 (1991)] and Meir and Wingreen [Phys. Rev. Lett. **68** 2512 (1992)] in stationary quantum transport in order to study problems with hybrid structures containing normal (N) and superconducting (S) pieces. We illustrate the treatment in a S-N junction under a stationary bias and investigate in detail the behavior of the equilibrium currents in a normal ring threaded by a magnetic flux with attached superconducting wires at equilibrium. We analyze the flux sensitivity of the Andreev states and we show that their response is equivalent to the one corresponding to the Cooper pairs with momentum $q = 0$ in an isolated superconducting ring.

PACS numbers: 72.10.Bg, 74.45.+c, 73.23.Ra

I. INTRODUCTION.

The superconductivity and its implications is among the most interesting phenomena in the realm of condensed matter physics. While the microscopic mechanism leading to the pairing instability in the high- T_c materials remains not yet fully understood, the general framework provided by the BCS theory¹ consistently accounts for superconductivity in normal metals. Remarkably, this seems to be even true in the context of low dimensional systems of mesoscopic scale.^{2,3}

BCS theory provided the basis of the seminal paper by Blonder, Tinkham and Klapwijk (BTK)⁴. In that work, the stationary transport properties of a superconductor-normal metal (S-N) junction and the subtle mechanism of the Andreev reflection leading to the effective Cooper pair tunneling through the junction was first analyzed. A similar description was followed in the study of S-N-S structures,^{5,6,7,8,9} and later formulated in terms of multi-channel scattering matrix theory in Ref 10. BCS theory has been also the basis for the study of stationary transport in unbiased S-N-S junctions due to the Josephson effect^{1,11,12,13,14} as well as the AC Josephson effect under bias^{1,14,15,16,17}.

The non-equilibrium Green's function formalism¹⁸ is a powerful technique to study quantum transport in coherent regimes. In the context of microscopic models for mesoscopic structures it was first introduced by Caroli *et al.*¹⁹ and later elaborated by other authors.^{20,21,22,23,24,25} That approach was also represented in the Nambu formalism to treat S-N and S-N-S junctions.^{11,15,16,17} The formal equivalence between non-equilibrium Green's function and the scattering matrix formalism to the quantum transport has been analyzed for the case of normal systems without many-body interactions under stationary²⁰ and time-periodic driving.²⁵

The representation of the non-equilibrium Green's

functions introduced by Langreth and Nordlander²¹ is particularly useful to derive compact equations for the currents along the different pieces of a mesoscopic structure.^{23,24} In the present work, we employ that representation in the case of hybrid multiterminal structures containing superconducting elements that are modeled by BCS Hamiltonians.

Instead of working in Nambu's space, we derive a coupled set of Dyson's equations for the normal $\hat{G}_\sigma^{R,<}(\omega)$ and Gorkov's $\hat{F}_\sigma^{R,<}(\omega)$ retarded (R) and lesser ($<$) Green's functions. As in Refs.^{22,23,24}, we "integrate-out" the degrees of freedom of the external wires (reservoirs) and, by introducing auxiliary hole propagators $\hat{g}^{R,<}(\omega)$, we reduce the problem to solving the Dyson's equation for the usual normal Green's function with an effective self-energy. As in Refs.^{22,23,24}, the latter describes the scattering events due to the escape to the leads, but in the present case, it contains a component related to the multiscattering processes involved in the Andreev reflection. The final expressions for the currents have a compact structure that formally resemble those of Ref. 23 for normal systems.

Sections II and III are devoted to explain the theoretical treatment. We derive expressions for the currents and we show that the transmission function of a biased system contains a normal plus an Andreev contribution. In Section IV we illustrate the approach in the simple well known case of a two terminal setup with a linear system in contact to one normal and one superconducting wires under bias and we show its equivalence with BTK description. In Section V we employ the formalism to the study of the behavior of the equilibrium currents of a normal metallic ring threaded by a static magnetic field with several attached normal and/or superconducting wires. We address several interesting physical questions like the minimal conditions for the development of Andreev states within the superconducting gap, the flux

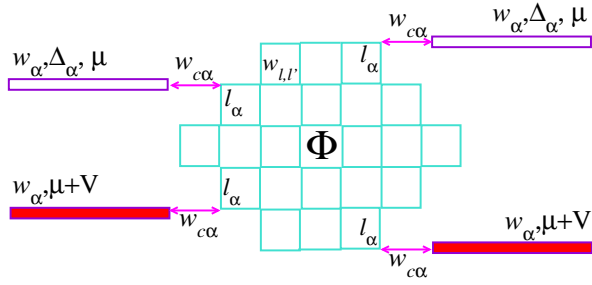


FIG. 1: (Color online) Sketch of the setup. The central grid represents the central finite system. The area enclosed by this system is threaded by a static magnetic flux Φ . The N- and S wires are, respectively, indicated with open and filled lines. The arrows represent the contacts between the different systems. In each case, the parameters of the ensuing Hamiltonians are indicated.

sensitivity of these states and the possibility of anomalous flux quantization induced as a consequence of the proximity effect. Section VI is devoted to summary and discussion. Some technical details are presented in the appendices.

II. THEORETICAL TREATMENT.

A. Model

We introduce microscopic models for the different pieces of the setup, which consists in a finite normal system of non-interacting electrons in contact to M infinite superconducting (S) or normal (N) metallic wires (see Fig. 1). The full system is described by the following Hamiltonian:

$$H = H_{cen} + \sum_{\alpha=1}^M (H_{\alpha} + H_{c\alpha}), \quad (1)$$

where H_{α} denote the Hamiltonians of the wires, while $H_{c\alpha}$ the corresponding contacts establishing the connections between these systems and the central one. Although long-range superconducting order does not take place in strictly one-dimension (1D), for simplicity, we consider 1D tight-binding BCS Hamiltonians with local s-wave pairing for the wires. This is a rather standard assumption (see Refs. 4,5,6,7,8,11,13,15,16,17) and the general treatment can be easily extended to multichannel wires and more general symmetries of the superconducting gap. Concretely:

$$H_{\alpha} = -w_{\alpha} \sum_{j_{\alpha}=1, \sigma}^{L_{\alpha}} (c_{j_{\alpha}, \sigma}^{\dagger} c_{j_{\alpha}+1, \sigma} + H.c.) - \mu_{\alpha} \sum_{j_{\alpha}=1, \sigma}^{L_{\alpha}} c_{j_{\alpha}, \sigma}^{\dagger} c_{j_{\alpha}, \sigma} + \sum_{j_{\alpha}=1}^{N_{\alpha}} (\Delta_{\alpha} c_{j_{\alpha}, \uparrow}^{\dagger} c_{j_{\alpha}, \downarrow}^{\dagger} + H.c.), \quad (2)$$

with $\sigma = \uparrow, \downarrow$, and being $\Delta_{\alpha} = 0$ for the N-wires. The size of the wires approaches the thermodynamic limit ($L_{\alpha} \rightarrow \infty$), i.e., the wires act as macroscopic reservoirs, with well defined chemical potential and temperature. We model the central system by a tight-binding Hamiltonian in a finite lattice of L sites with nearest-neighbor hopping. We consider the possibility of a static magnetic flux Φ threading this system, which introduces a dependence on Φ in the hopping matrix elements:

$$H_{cen} = - \sum_{\langle ll' \rangle, \sigma} [w_{l, l'}(\Phi) c_{l, \sigma}^{\dagger} c_{l', \sigma} + H.c.] + \sum_{l=1, \sigma}^L \varepsilon_l^0 c_{l, \sigma}^{\dagger} c_{l, \sigma}, \quad (3)$$

where $\langle ll' \rangle$ denotes nearest-neighbor sites. The Hamiltonians for the contacts read:

$$H_{c\alpha} = -w_{c\alpha} \sum_{\sigma} (c_{j_{c\alpha}, \sigma}^{\dagger} c_{l_{c\alpha}, \sigma} + H.c.), \quad (4)$$

which describe hopping processes between the sites $j_{c\alpha}$ of the wires and the sites $l_{c\alpha}$ of the central system at which the wires are attached.

B. Currents.

The electronic current, in units of e/\hbar , flowing through a given bond $\langle l, l' \rangle$ of the central system is:

$$J_{l, l'} = -2 \sum_{\sigma} \int_{-\infty}^{\infty} \frac{d\omega}{2\pi} \text{Re}[w_{l, l'}(\Phi) G_{l, l', \sigma}^{<}(\omega)], \quad (5)$$

while the current flowing through a given contact is

$$J_{\alpha} = -2 \sum_{\sigma} \int_{-\infty}^{\infty} \frac{d\omega}{2\pi} \text{Re}[w_{c\alpha} G_{j_{c\alpha}, l_{c\alpha}, \sigma}^{<}(\omega)], \quad (6)$$

being

$$G_{l, l', \sigma}^{<}(t, t') = i \langle c_{l, \sigma}^{\dagger}(t) c_{l', \sigma}(t') \rangle, \quad (7)$$

and $G_{l, l', \sigma}^{<}(\omega)$ the corresponding Fourier transform in $t - t'$.

C. Evaluation of the Green's functions.

In previous literature, the evaluation of the Green's functions for hybrid structures described in terms of tight-binding and BCS Hamiltonians has been carried out in the framework of the Nambu formalism^{11,15,16,17}. We briefly present below an alternative and equivalent representation, which will allow us to analyze from a different perspective the physical processes involved in the phenomena of Andreev reflection and the development of Andreev states within the superconducting gap.

We define retarded normal and Gor'kov Green's functions:

$$\begin{aligned} G_{j,j',\sigma}^R(t,t') &= -i\Theta(t-t')\langle\{c_{j,\sigma}(t), c_{j',\sigma}^\dagger(t')\}\rangle, \\ F_{j,j',\sigma}^R(t,t') &= -i\Theta(t-t')\langle\{c_{j,\sigma}^\dagger(t), c_{j',\bar{\sigma}}^\dagger(t')\}\rangle, \end{aligned}$$

where $\{\cdot, \cdot\}$ denotes the anticommutator of the corresponding operators and $\bar{\uparrow} = \downarrow, \bar{\downarrow} = \uparrow$.

It can be verified that the equations of motion for these functions are coupled and read:

$$\begin{aligned} \omega G_{j,j',\sigma}^R(\omega) - \sum_{j''} \varepsilon_{j,j''} G_{j'',j',\sigma}^R(\omega) - \Delta_j F_{j,j',\sigma}^R(\omega) &= \delta_{j,j'} \\ \omega F_{j,j',\sigma}^R(\omega) + \sum_{j''} \varepsilon_{j,j''} F_{j'',j',\sigma}^R(\omega) - \Delta_j^* G_{j,j',\sigma}^R(\omega) &= 0. \end{aligned}$$

The spacial indexes extend over the coordinates of the whole system. For coordinates on the wires $\varepsilon_{j,j'} = \sum_{\alpha} \delta_{j,j_{\alpha}} (\delta_{j,j'} \mu_{\alpha} - \delta_{j\pm 1,j'} w_{\alpha})$, $\Delta_j = \sum_{\alpha} \Delta_{\alpha} \delta_{j,j_{\alpha}}$. For coordinates on the central system: $\varepsilon_{j,j'} = -\sum_{\langle l,l'\rangle} \delta_{j,l} \delta_{j',l'} w_{l,l'}(\Phi)$, for $\langle l,l'\rangle$, being nearest neighbors within the L -site lattice, $\varepsilon_{j,j'} = \sum_{l=1}^L \varepsilon^0 \delta_{l,j} \delta_{l,j'}$ and $\Delta_j = 0$. For coordinates on the contacts: $\varepsilon_{j,j'} = -w_{c\alpha} (\delta_{j,l_{c\alpha}} \delta_{j',j_{c\alpha}} + \delta_{j,j_{c\alpha}} \delta_{j',l_{c\alpha}})$ and $\Delta_l = 0$.

As usual, it is convenient to eliminate the degrees of freedom of the wires. Such a procedure defines self-energies for the Green's functions with coordinates belonging to what we have defined as the central system.^{23,24} We summarize it in Appendix A for the present problem. The result is that the retarded Green's functions with coordinates on the central system can be expressed as elements of $L \times L$ matrices and the ensuing Dyson's equations read:

$$\begin{aligned} [\hat{g}^R(\omega)]^{-1} \hat{G}_{\sigma}^R(\omega) + \hat{\Sigma}^{gf,R}(\omega) \hat{F}_{\sigma}^R(\omega) &= \hat{1}, \\ [\hat{g}^R(\omega)]^{-1} \hat{F}_{\sigma}^R(\omega) + \hat{\Sigma}^{fg,R}(\omega) \hat{G}_{\sigma}^R(\omega) &= \hat{0}, \end{aligned} \quad (8)$$

where $\Sigma_{l,l'}^{\nu\nu',R}(\omega) = \delta_{l,l'} \sum_{\alpha} \delta_{l,l_{c\alpha}} \Sigma_{\alpha}^{\nu\nu',R}(\omega)$, with $\nu, \nu' = g, f$. The explicit evaluation of these functions is summarized in Appendix B. There we have introduced the retarded Green's functions $\hat{g}^R(\omega)$ and $\hat{g}^R(\omega)$, whose corresponding inverses are:

$$\begin{aligned} [\hat{g}^R(\omega)]^{-1} &= \omega \hat{1} - \hat{\varepsilon}(\Phi) - \hat{\Sigma}^{gg,R}(\omega), \\ [\hat{g}^R(\omega)]^{-1} &= \omega \hat{1} + \hat{\varepsilon}(-\Phi) - \hat{\Sigma}^{ff,R}(\omega), \end{aligned} \quad (9)$$

where $\hat{\varepsilon}(\Phi)$ contains the matrix elements of the Hamiltonian H_{cen} . In the case that all the wires are normal ($\Delta_{\alpha} = 0, \forall \alpha$), the function $\hat{g}^R(\omega)$ is the exact retarded normal Green's function of the coupled central system, while $\Sigma^{ff,R}(\omega) = -[\Sigma^{gg,R}(-\omega)]^*$, thus $\hat{g}^R(\omega) = [\hat{g}^R(-\omega)]^*$, which indicates that $\hat{g}^R(\omega)$ is a propagator related to the dynamics of the holes.

The second equation (8) can be casted:

$$\hat{F}_{\sigma}^R(\omega) = -\hat{g}^R(\omega) \hat{\Sigma}^{fg,R}(\omega) \hat{G}_{\sigma}^R(\omega). \quad (10)$$

Substituting (10) in the first equation (8) the formal solution for the normal Green's is obtained:

$$[\hat{G}_{\sigma}^R(\omega)]^{-1} = \omega \hat{1} - \hat{\varepsilon} - \hat{\Sigma}_{eff}^R(\omega), \quad (11)$$

where we have defined an *effective normal self-energy*:

$$\hat{\Sigma}_{eff}^R(\omega) = \hat{\Sigma}^{gg,R}(\omega) + \hat{\Sigma}^{gf,R}(\omega) \hat{g}^R(\omega) \hat{\Sigma}^{fg,R}(\omega). \quad (12)$$

The lesser counterpart of (11) is, thus, written as:

$$\hat{G}_{\sigma}^<(\omega) = \hat{G}_{\sigma}^R(\omega) \hat{\Sigma}_{eff}^<(\omega) \hat{G}_{\sigma}^A(\omega), \quad (13)$$

being the advanced Green's function $\hat{G}_{\sigma}^A(\omega) = [\hat{G}_{\sigma}^R(\omega)]^{\dagger}$. Using Langreth rules²¹: $(BC)^< = B^R C^< + B^< C^A$ in the definition of (12), it can be shown that

$$\begin{aligned} \hat{\Sigma}_{eff}^<(\omega) &= \hat{\Sigma}^{gg,<}(\omega) + \\ &\hat{\Sigma}^{gf,<}(\omega) \hat{g}^A(\omega) \hat{\Sigma}^{fg,A}(\omega) + \hat{\Sigma}^{gf,R}(\omega) \\ &\times [\hat{g}^<(\omega) \hat{\Sigma}^{fg,A}(\omega) + \hat{g}^R(\omega) \hat{\Sigma}^{fg,<}(\omega)]. \end{aligned} \quad (14)$$

Using the lesser counterpart of (9):

$$\hat{g}^<(\omega) = \hat{g}^R(\omega) \hat{\Sigma}^{ff,<}(\omega) \hat{g}^A(\omega), \quad (15)$$

the lesser effective self-energy $\hat{\Sigma}_{eff}^<(\omega)$ can be fully expressed in terms of the bare ones, $\Sigma_{\alpha}^{\nu\nu',<}(\omega) = i f_{\alpha}(\omega) \hat{\Gamma}_{\alpha}^{\nu,\nu'}(\omega)$, with $\nu, \nu' = g, f$, which depend on the temperature T_{α} of the reservoirs through the Fermi function $f_{\alpha}(\omega)$:

$$\begin{aligned} \Sigma_{eff,\alpha,\beta}^<(\omega) &= \delta_{\alpha,\beta} \Sigma_{\alpha}^{gg,<}(\omega) + \\ &\Lambda_{\alpha,\beta}^R(\omega) \Sigma_{\beta}^{fg,<}(\omega) + \Sigma_{\alpha}^{gf,<}(\omega) \Lambda_{\alpha,\beta}^A(\omega) \\ &+ \sum_{\alpha'} \Lambda_{\alpha,\alpha'}^R(\omega) \Sigma_{\alpha'}^{ff,<}(\omega) \Lambda_{\alpha',\beta}^A(\omega), \end{aligned} \quad (16)$$

with $\Lambda_{\alpha,\beta}^R(\omega) = \Sigma_{\alpha}^{gf,R}(\omega) \hat{g}_{l_{c\alpha},l_{c\beta}}^R(\omega)$ and $\Lambda_{\beta,\alpha}^A(\omega) = [\Lambda_{\alpha,\beta}^R(\omega)]^*$. Alternatively, the above expressions can be also directly obtained after some algebra from the lesser counterpart of (8), as indicated in Appendix C.

At equilibrium, it is satisfied:

$$\Sigma_{eff,\alpha,\beta}^< = i f(\omega) \Gamma_{eff,\alpha,\beta}(\omega), \quad (17)$$

being

$$\begin{aligned} \Gamma_{eff,\alpha,\beta}(\omega) &= i [\Sigma_{eff,\alpha,\beta}^R(\omega) - \Sigma_{eff,\alpha,\beta}^A(\omega)] = \\ &\delta_{\alpha,\beta} \Gamma_{\alpha}^{gg}(\omega) + \Lambda_{\alpha,\beta}^R(\omega) \Gamma_{\beta}^{fg}(\omega) + \\ &\Gamma_{\alpha}^{gf}(\omega) \Lambda_{\alpha,\beta}^A(\omega) + \\ &\sum_{\alpha'=1}^M \Lambda_{\alpha,\alpha'}^R(\omega) \Gamma_{\alpha'}^{ff}(\omega) \Lambda_{\alpha',\beta}^A(\omega), \end{aligned} \quad (18)$$

which implies:

$$G_{l,l',\sigma}^<(\omega) = f(\omega) [G_{l,l',\sigma}^A(\omega) - G_{l,l',\sigma}^R(\omega)]. \quad (19)$$

Before closing this section, let us emphasize the formal equivalence between Eqs. (11) and (13) and the representation of Ref. 21,23,24. In the present case, the effective self-energies (12) and (16), however, have a more complicated structure when the leads are superconducting. In particular, they contain the normal terms $\hat{\Sigma}^{gg,R,<}(\omega)$ that represent the normal “escape to the leads” of single electrons, as well as terms involving *multiple scattering processes*, mediated by the hole propagators $\hat{g}^{R,<}(\omega)$. The latter act not only locally, but also extend along the different positions of the sample that are in contact to superconducting wires.

III. STATIONARY CURRENTS AND TRANSMISSION FUNCTIONS.

Being able to evaluate the lesser Green’s functions, we are now in the position to evaluate the currents (5) and (6). We recall that a biased setup with several superconducting wires defines, in general, a time-dependent problem.^{15,26} In this work we are interested in the stationary transport. Thus, in what follows we shall derive expressions for the currents in two situations: (i) A biased setup with a voltage difference between the S- and the N- wires, being all the S wires at the same chemical potential. In this case, currents flow through the contacts as well as along the central system. (ii) The second situation corresponds to all the wires at the same chemical potential, in which case, there are no currents flowing through the contacts and there exists only the possibility of equilibrium currents along the central structure when it is threaded by a finite magnetic flux. We present below general exact expressions for the currents and we shall address separately the two different cases in the next two sections.

Using Dyson’s equation for the lesser Green’s function, the expressions (5) and (6) cast:

$$J_{l,l'} = -2 \sum_{\sigma,\alpha,\beta=1}^M \int_{-\infty}^{+\infty} \frac{d\omega}{2\pi} \text{Re}[w_{l',l}(\Phi) \times G_{l,l_{c\alpha},\sigma}^R(\omega) \Sigma_{eff,\alpha\beta}^<(\omega) G_{l_{c\beta},l',\sigma}^A(\omega)], \quad (20)$$

for the current along a given bond $\langle l, l' \rangle$ and

$$J_{\alpha} = -2 \sum_{\sigma,\alpha=1}^M \int_{-\infty}^{+\infty} \frac{d\omega}{2\pi} \text{Re}[\Sigma_{eff,\alpha\beta}^<(\omega) G_{l_{c\beta},l_{c\alpha},\sigma}^A(\omega) + \Sigma_{eff,\alpha\beta}^R(\omega) G_{l_{c\beta},l_{c\alpha},\sigma}^<(\omega)], \quad (21)$$

for the current along the contact to the wire α . Details for the derivation of the latter equation from (6) follow the same lines as in Refs. 23,24 (see e.g. Eq. (5) of Ref. 23), using the normal Green’s functions (11) and (13).

A. Equilibrium currents.

When the central system is attached to wires at the same chemical potential μ , there is no charge flow through the contacts to the reservoirs. Nevertheless, if the central system is threaded by a finite magnetic flux, equilibrium currents can flow within this system. For a given bond $\langle l, l' \rangle$, the equilibrium current reads:

$$\begin{aligned} J_{l,l'}^{eq} &= \int_{-\infty}^{+\infty} \frac{d\omega}{2\pi} f(\omega) T_{l,l'}^{eq}(\omega), \\ T_{l,l'}^{eq}(\omega) &= -2\text{Re}\{w_{l',l}(\Phi)[G_{l,l',\sigma}^A(\omega) - G_{l,l',\sigma}^R(\omega)]\} \\ &= 2\text{Im}\left[\sum_{\sigma,\alpha,\beta=1}^M \Gamma_{eff,\alpha\beta}(\omega) w_{l',l}(\Phi) \right. \\ &\quad \left. \times G_{l,l_{c\alpha},\sigma}^R(\omega) G_{l_{c\beta},l',\sigma}^A(\omega)\right], \end{aligned} \quad (22)$$

where we have used the equilibrium identities (17) and (19), while $\Gamma_{eff,\alpha\beta}(\omega)$ is defined in Eq. (18). For $\Phi = 0$, the result $T_{l,l'}^{eq}(\omega)|_{\Phi=0} = 0$ is obtained by noticing that the function within [...] of the above expression is just the real function $-2\text{Im}[w_{l',l}(0)G_{l,l'}^R(\omega)|_{\Phi=0}]$.

B. Non-equilibrium currents.

We consider M_S S-wires at $\mu_{\alpha} \equiv \mu$ and $M_N = M - M_S$ N-wires with a voltage difference V with respect to the superconducting ones. Following Ref. 15 we take $\mu_{\alpha} \equiv \mu$ in the Hamiltonians H_{α} for the N-wires and enclose the bias V in the corresponding Fermi functions. We also consider that all the wires are at the same temperature. Therefore, for the N-wires: $\Sigma_{\alpha}^{gg,<}(\omega) = if(\omega - V)\Gamma_{\alpha}(\omega)$ and $\Sigma_{\alpha}^{ff,<}(\omega) = if(\omega + V)\Gamma_{\alpha}(\omega)$, where $\Gamma_{\alpha}(\omega) \equiv \Gamma_{\alpha}^{gg}(\omega)|_{\Delta_{\alpha}=0}$, while for the superconducting ones: $\Sigma_{\alpha}^{\nu\nu',<}(\omega) = if(\omega)\Gamma_{\alpha}^{\nu\nu'}(\omega)$, with $\nu, \nu' = g, f$. In order to derive the expressions for the currents it is useful to express the effective lesser self-energy as follows:

$$\begin{aligned} \Sigma_{eff,\alpha,\beta}^<(\omega) &= if(\omega)\Gamma_{eff,\alpha,\beta}(\omega) + \\ & i[f(\omega - V) - f(\omega)]\delta_{\alpha,\beta} \sum_{\alpha' \in N} \delta_{\alpha,\alpha'} \Gamma_{\alpha'}^{gg}(\omega) + \\ & i[f(\omega + V) - f(\omega)] \sum_{\alpha' \in N} \Lambda_{\alpha,\alpha'}^R \Gamma_{\alpha'}^{ff}(\omega) \Lambda_{\alpha',\beta}^A, \end{aligned} \quad (23)$$

where $\Gamma_{eff,\alpha,\beta}(\omega)$ has been defined in Eq. (18).

The final expression for the non-equilibrium current along a given bond of nearest neighbors $\langle l, l' \rangle$ is:

$$J_{l,l'} = \int_{-\infty}^{+\infty} \frac{d\omega}{2\pi} [f(\omega - V) - f(\omega)] T(\omega). \quad (24)$$

In the case that, in addition to the bias V , the central system is threaded by a magnetic flux, we should add to the previous expression the equilibrium contribution $J_{l,l'}^{eq}$ defined in the previous subsection. $J_{l,l'}^{eq}$ is due to the

internal currents of the single-electron orbits of the finite system that are twisted by the static flux. Instead, the origin of the non-equilibrium contribution is a net particle flow between reservoirs through the central structure. For this reason, the non-equilibrium component depends only on the spectral properties within the energy window $[\mu, \mu + V]$, while the equilibrium one formally depends on the spectral weight of all the quantum states below μ .

The transmission function contains two contributions:

$$T_{l,l'}(\omega) = T_{l,l'}^n(\omega) - T_{l,l'}^a(-\omega). \quad (25)$$

The first one is the normal transmission function:

$$T_{l,l'}^n(\omega) = 2 \sum_{\sigma, \alpha \in \mathcal{N}=1}^{M_N} \Gamma_{\alpha}^{gg}(\omega) \times \text{Im}[w_{l',l}(\Phi) G_{l_{c\alpha},\sigma}^R(\omega) G_{l_{c\alpha},l',\sigma}^A(\omega)], \quad (26)$$

and the second one is the Andreev transmission function,

$$T_{l,l'}^a(\omega) = -2 \sum_{\sigma, \alpha \in \mathcal{N}=1}^{M_N} \Gamma_{\alpha}^{ff}(\omega) \times \text{Im}[w_{l',l}(\Phi) \bar{\Lambda}_{l,\alpha,\sigma}^R(\omega) \bar{\Lambda}_{\alpha,l',\sigma}^A(\omega)], \quad (27)$$

where the $\alpha \in \mathcal{N}$ denotes summation over the normal wires, while $\bar{\Lambda}_{l,\alpha,\sigma}^R(\omega) = \sum_{\beta} G_{l_{c\beta},\sigma}^R \Lambda_{\beta,\alpha}^R(\omega)$ and $\bar{\Lambda}_{\alpha,l',\sigma}^A(\omega) = [\bar{\Lambda}_{l',\alpha}^R(\omega)]^*$. While the normal transmission function depends on the rate at which electrons can be emitted at the normal reservoirs $\Gamma_{\alpha}^{gg}(\omega)$, the Andreev transmission function depends on the rate of emission of holes (we recall that $\Gamma_{\alpha}^{ff}(\omega) = \Gamma_{\alpha}^{gg}(-\omega)$). The Andreev component depends on the multiple scattering propagators $\bar{\Lambda}_{l,\alpha,\sigma}^R(\omega)$. Instead, the normal component depends on the usual ones $G_{l_{c\alpha},\sigma}^R(\omega)$. For a vanishing superconducting gap, $T_{l,l'}^a(\omega) = 0$, and only the normal component survives.

Analogously, the currents through the contacts can be written as:

$$J_{\alpha} = \int_{-\infty}^{+\infty} \frac{d\omega}{2\pi} [f(\omega - V) - f(\omega)] T_{\alpha}(\omega), \quad (28)$$

with the transmission function also containing two components:

$$T_{\alpha}(\omega) = T_{\alpha}^n(\omega) - T_{\alpha}^a(-\omega). \quad (29)$$

The normal transmission function reads:

$$T_{\alpha}^n(\omega) = 2 \sum_{\sigma, \beta=1}^M \{ \delta_{\alpha,\beta} \Gamma_{\alpha}^{gg}(\omega) \text{Im}[G_{l_{c\alpha}l_{c\alpha},\sigma}^A(\omega)] + \sum_{\alpha' \in \mathcal{N}=1}^{M_N} \Gamma_{\alpha'}^{gg}(\omega) \text{Im}[\Sigma_{\alpha\beta}^R(\omega) \times G_{l_{c\beta}l_{c\alpha'},\sigma}^R(\omega) G_{l_{c\alpha'},l_{c\alpha},\sigma}^A(\omega)] \}, \quad (30)$$

while the Andreev transmission function is:

$$T_{\alpha}^a(\omega) = -2 \sum_{\sigma, \beta=1}^M \sum_{\alpha' \in \mathcal{N}=1}^{M_N} \Gamma_{\alpha'}^{ff}(\omega) \times \text{Im}[\Lambda_{\alpha,\alpha',\sigma}^R(\omega) \Lambda_{\alpha',\beta,\sigma}^A(\omega) G_{l_{c\beta}l_{c\alpha},\sigma}^A(\omega) + \Sigma_{eff,\alpha\beta}^R(\omega) \bar{\Lambda}_{l_{c\beta},\alpha',\sigma}^R(\omega) \bar{\Lambda}_{\alpha',l_{c\alpha},\sigma}^A(\omega)]. \quad (31)$$

IV. A LINEAR BIASED SETUP WITH A SINGLE SUPERCONDUCTING WIRE AND A SINGLE NORMAL WIRE.

In this section, we shall explicitly write down the previous expressions for the case of a setup with two wires: one superconducting and the other one normal, which we denote, respectively, $\alpha = N$ and $\alpha = S$. This will allow us to show that we are able to recover BTK's description⁴ for the transmission functions of a simple tunneling junction.

In this case: $\Sigma_{eff,\alpha\beta}^R(\omega) = \delta_{\alpha,\beta} [\delta_{\alpha,N} \Sigma_N^{gg,R}(\omega) + \delta_{\alpha,S} \Sigma_S^{gf,R}(\omega) \bar{g}_{l_S,l_S}^R(\omega) \Sigma_S^{fg,R}(\omega)]$. The total transmission function evaluated at the contact with the N -wire is $T_N(\omega) = T_N^n(\omega) - T_N^a(-\omega)$. The normal component is given by Eq. (30), which in this simple case reduces to:

$$T_N^n(\omega) = \sum_{\sigma} \Gamma_N^{gg}(\omega) |G_{l_N,l_S,\sigma}^R(\omega)|^2 \Gamma_{eff,S}^{gg}(\omega). \quad (32)$$

Notice that we recover the well known structure for the normal transmission function in terms of Green's functions originally pointed out by Fisher and Lee²⁰. In the present case, the function $\Gamma_{eff,S}^{gg}(\omega) = \Gamma_S^{gg}(\omega) - 2\text{Im}[\Sigma_S^{gf,R}(\omega) \bar{g}_{l_S,l_S}^R(\omega) \Sigma_S^{fg,R}(\omega)]$ contains the usual term $\Gamma_S^{gg}(\omega)$, which depends on the normal density of states of the superconducting lead, as well as a multiple-scattering term that depends on the hole propagator $\bar{g}_{l_S,l_S}^R(\omega)$ and the anomalous self-energy of the wire $\Sigma_S^{gf,R}(\omega)$. The Andreev transmission function reads:

$$T_N^a(\omega) = - \sum_{\sigma} \Gamma_N^{ff}(\omega) |\bar{\Lambda}_{N,N,\sigma}^R(\omega)|^2 \Gamma_N^{gg}(\omega), \quad (33)$$

which actually has the formal structure of a reflection process represented in terms of Green's functions. Furthermore, it depends on the emission rate for holes in the normal wire $\Gamma_N^{ff}(\omega) = \Gamma_N^{gg}(-\omega)$ and it contains a multiple scattering kernel:

$$\begin{aligned} \bar{\Lambda}_{N,N,\sigma}^R(\omega) &= G_{l_N,l_S,\sigma}^R(\omega) \Lambda_{S,N}^R(\omega), \\ \Lambda_{S,N}^R(\omega) &= \Sigma_S^{gf,R}(\omega) \bar{g}_{l_S,l_N}^R(\omega). \end{aligned} \quad (34)$$

After some algebra, it can be verified that: $T_N^a(\omega) = -T_S^a(\omega) \equiv T^a(\omega)$ and $T_N^n(\omega) = -T_S^n(\omega) = T^n(\omega)$, in consistency with the continuity of the current.

In order to benchmark the above representation, we present results for the central system being a linear one-dimensional junction with a barrier of height E_0 as in

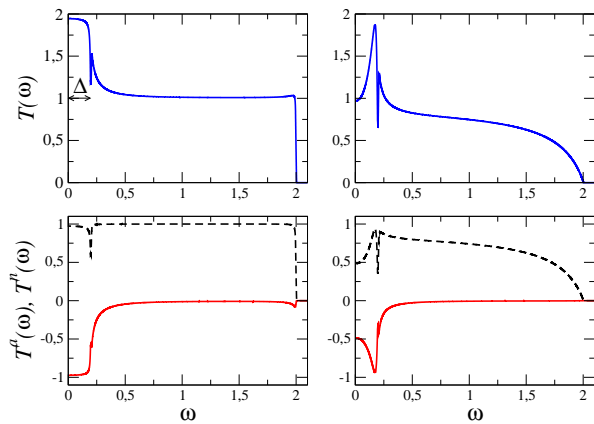


FIG. 2: (Color online) Benchmark against BTK theory. Transmission functions $T^n(\omega)$ (dashed black lines) and $T^s(\omega)$ (red solid lines) in the lower panels and the total transmission $T(\omega) = T^n(\omega) - T^s(\omega)$ in the upper panels for a junction described by the Hamiltonian (35). Left and right panels correspond to $E_0 = 0, 1$, respectively. Other parameters are $w_N = w_S = w = 1$, $\mu = 0$ and $\Delta_S = 0.2$.

BTK's paper⁴ (see also Ref. 8):

$$H_{cen} = -w \sum_{l=-1}^0 \sum_{\sigma} [c_{l,\sigma}^{\dagger} c_{l+1,\sigma} + H.c.] + \sum_{l=-1}^1 \varepsilon_l^0 n_l, \quad (35)$$

with $n_l = \sum_{\sigma} c_{l,\sigma}^{\dagger} c_{l,\sigma}$ and $\varepsilon_l^0 = -\mu + \delta_{l,0} E_0$. For such a system, it is easy to verify that the expressions for the transmission functions corresponding to a given bond $(l, l+1)$ are:

$$T_{l,l+1}^n(\omega) = 2w \sum_{\sigma} \text{Im}[G_{l,l_N,\sigma}^R(\omega) G_{l_N,l+1,\sigma}^A(\omega)] \Gamma_N^{gg}(\omega),$$

$$T_{l,l+1}^s(\omega) = -2w \sum_{\sigma} \text{Im}[G_{l,l_S,\sigma}^R(\omega) G_{l_S,l+1,\sigma}^A(\omega)] \times |\Lambda_{S,N,\sigma}(\omega)|^2 \Gamma_N^{ff}(\omega). \quad (36)$$

It can be proved that this functions also satisfy $T_{l,l+1}^n(\omega) = T^n(\omega)$ and $T_{l,l+1}^s(\omega) = T^s(\omega)$, in agreement with the conservation of the current.

Numerical results for the functions $T^n(\omega)$ and $T^s(\omega)$ are shown in the lower panels of Fig. 2. The corresponding total transmission $T(\omega)$ is also shown in the upper panels for $E_0 = 0$ and $E_0 = 1$. The picture presented in BTK's paper⁴ is identified through $T^n(\omega) \rightarrow 1 - B(E)$ and $T^s(\omega) \rightarrow -A(E)$, with $A(E), B(E)$ defined in Ref. 4. The lower panels of Fig. 2 should be compared with Fig.5 of Ref. 4. It is worth noticing, in particular, the fact that $T^s(\omega)$ is sizable within the gap, while in the absence of a barrier ($E_0 = 0$), $T^s(\omega) \rightarrow -1$. Thus $T(\omega) \sim 2$ for $|\omega| \leq \Delta$, (see upper panels of Fig. 2 and compare with Fig.7 of Ref.4).

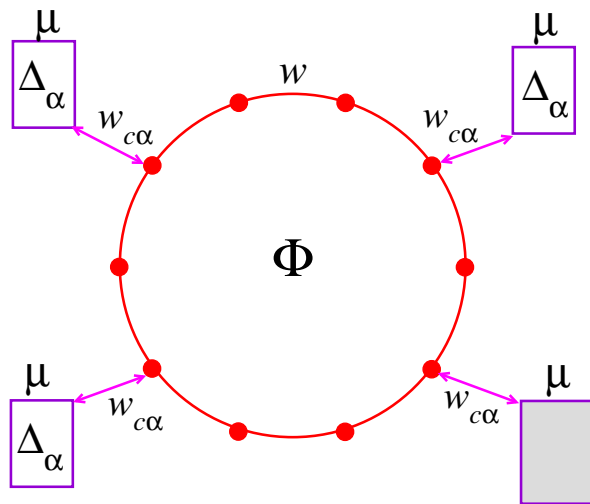


FIG. 3: (Color online) Sketch of the setup. The central system is a ring threaded by a magnetic flux in contact to superconducting and normal reservoirs at the same chemical potential μ . The only non-vanishing current is the equilibrium current along the circumference of the ring.

V. FLUX SENSITIVITY OF THE EQUILIBRIUM CURRENTS IN A RING.

We now turn to the setup without bias voltage ($V = 0$). We consider the simple case sketched in Fig. 3, where the central system corresponds to a one-dimensional ring threaded by a magnetic flux Φ , i.e. $H_{cen} \equiv H_{ring}$, being:

$$H_{ring} = -w \sum_{l=1,\sigma}^L (e^{-i\Phi/L} c_{l,\sigma}^{\dagger} c_{l+1,\sigma} + H.c.) + \sum_{l=1,\sigma}^L \varepsilon_l^0 c_{l,\sigma}^{\dagger} c_{l,\sigma}, \quad (37)$$

where Φ is expressed in units of $2\pi\Phi_0$, being $\Phi_0 = e/h$ the elementary quantum. We take the lattice constant $a = 1$ and we impose the periodic boundary condition $L + 1 \equiv 1$.

An isolated normal ring under a magnetic flux, supports a persistent current with a periodicity equal to Φ_0 , as a consequence of the sensitivity of its energy levels with the threading flux. When normal metallic wires are attached to the ring, inelastic scattering effects are introduced which decrease the magnitude of this equilibrium current. However, its qualitative behavior, in particular, the periodicity with the flux is expected to be the same as in the case of the isolated ring, provided that the inelastic scattering length ξ_{in} introduced by the coupling to the external wires satisfies $\xi_{in} > La$. For $\xi_{in} < La$, this current is, instead, expected to vanish. This is because, for a short enough ring such that $\xi_{in} > La$, the effect of the coupling to the wires is essentially the introduction of a finite lifetime in the energy levels, without affecting their flux sensitivity.

In the case of an isolated superconducting ring with s-wave pairing, Byers and Yang²⁸ have shown that the periodicity of the flux-induced persistent currents is $\Phi_0/2$. This is again a consequence of the sensitivity of the energy levels, this time combined with the fact that the structure of the wave function corresponds to an ensemble of Cooper pairs, instead of one of single electrons. Hybrid isolated S-N piecewise rings have been also studied and the conclusion is that the periodicity of the persistent currents experiences a crossover between $\Phi_0/2$ and Φ_0 , as the length of the superconducting piece becomes shorter than the superconducting coherence length ξ_c ^{5,6}.

On the other hand, a conductor between two superconductors forming a S-N-S structure is known to support Andreev states within the superconducting gap. In particular, such states are expected to develop for a ring with attached superconducting wires and it is interesting to study the flux sensitivity of these states, which should define the behavior of the equilibrium currents. It is also interesting to investigate which is the minimum number of S-wires needed to develop Andreev states. Furthermore, recent studies suggest that the vortex excitations of a superconducting state can exist within a normal conductor sandwiched between two superconductors²⁹ due to the proximity effect. It is, therefore interesting to investigate whether it is possible that proximity effect induces also a flux periodicity of $\Phi_0/2$ in a normal ring due to the attachment to S-wires.

In order to address these issues we analyze the behavior of the function $T^{eq}(\omega)$. Because of the continuity of the charge, this function is independent of the bond $l, l+1$ along the ring chosen for the evaluation of Eq. (22). Thus, the latter expression can also be written as follows:

$$T^{eq}(\omega) = -\frac{2w}{L} \sum_{l=1}^L \sum_{\sigma, \alpha, \beta} \text{Re}\{e^{-i\Phi/L} \times [G_{l, l+1, \sigma}^R(\omega) - [G_{l+1, l, \sigma}^R(\omega)]^*]\}. \quad (38)$$

In what follows, we analyze different configurations of wires.

A. Each site of the ring in contact with a wire.

Let us first consider the simple case of a ring in contact to wires in a configuration that does not break the periodic translational invariance along the circumference of the ring. Such a configuration corresponds to L identical wires (N or S), each one in contact to a single site of the ring. The retarded Green's function can be easily evaluated in this case. The result is:

$$G_{l, l', \sigma}^R(\omega) = \frac{1}{L} \sum_{m=0}^{L-1} e^{ik_m(l-l')} G_{m, \sigma}^R(\omega),$$

$$G_{m, \sigma}^R(\omega) = \frac{1}{\omega - \varepsilon_m(\Phi) - \Sigma_m^{eff, R}(\omega)} \quad (39)$$

with $k_m = -\pi + 2m\pi/L$, $m = 0, \dots, L-1$, and $\varepsilon_m(\Phi) = -2w \cos(k_m + \Phi/L)$, where, for simplicity, we have taken $\mu = 0$. The effective self-energy is:

$$\Sigma_m^{eff, R}(\omega) = \Sigma^{gg, R}(\omega) - \Sigma^{gf, R}(\omega) \bar{g}_m^R(\omega) \Sigma^{fg, R}(\omega), \quad (40)$$

where the second term vanishes for N-wires. The hole propagator of this term is:

$$\bar{g}_m^R(\omega) = \frac{1}{\omega + \varepsilon_m(-\Phi) - \Sigma^{ff, R}(\omega)}. \quad (41)$$

Transforming the right hand side of (38) to the reciprocal space, it reduces to:

$$T^{eq}(\omega) = \frac{2}{L} \sum_{m=0}^{L-1} v_m(\Phi) \{-2\text{Im}[G_m^R(\omega)]\}, \quad (42)$$

with $v_m(\Phi) = 2w \sin(k_m - \Phi/L) = \partial\varepsilon_m(\Phi)/\partial k_m$ being the velocity corresponding to the m -th energy level.

In the limit where the coupling to the wires vanishes, the above expression reduces to the transmission function of an isolated ring:

$$T^{eq}(\omega) \xrightarrow{w\alpha \rightarrow 0} \frac{4\pi}{L} \sum_{m=0}^{L-1} v_m(\Phi) \delta(\omega - \varepsilon_m(\Phi)). \quad (43)$$

For N-wires or for S-wires and energies such that $|\omega| > \Delta$, a similar expression is obtained:

$$T^{eq}(\omega) = \frac{4\Theta(|\omega| - \Delta)}{L} \sum_{m=0}^{L-1} \frac{v_m(\Phi) \text{Im}[\Sigma_m^{eff, R}(\omega)]}{|\omega - \varepsilon_m(\Phi) - \Sigma_m^{eff, R}(\omega)|^2}, \quad (44)$$

where the Θ -function applies only for the case of a S-wire. The above expression corresponds to a sequence of Lorentzian functions centered at energies $\sim \varepsilon_m(\Phi) + \text{Re}[\Sigma_m^{eff, R}(\varepsilon_m(\Phi))]$ with width $\sim \text{Im}[\Sigma_m^{eff, R}(\varepsilon_m(\Phi))]$. The latter parameter defines the lifetime of the levels of the ring due to the coupling to the reservoirs.

The periodicity of these currents as functions of the flux is Φ_0 , which corresponds to a shift $\Phi/L = 2\pi/L$, that is equivalent to a relabeling of the reciprocal points k_m . For S-wires and $|\omega| < \Delta$, the functions $\Gamma^{\nu, \nu'}(\omega) = 0$, thus $\text{Im}[\Sigma_m^{eff, R}(\omega)] = 0$, and the only spectral contribution to $T^{eq}(\omega)$ is due to the eventual development of Andreev states. The energies of these states is determined from the poles of the function $G_{m, \sigma}^R(\omega)$, which implies finding the roots of the function:

$$\lambda(\omega) = \omega - \varepsilon_m(\Phi) - \text{Re}[\Sigma^{gg, R}(\omega)] - \text{Re}[\Sigma^{gf, R}(\omega) \Sigma^{fg, R}(\omega) \text{Re}[\bar{g}_m^R(\omega)]], \quad (45)$$

where

$$\bar{g}_m^R(\omega) = \Theta(\Delta - |\omega|) \frac{1}{\omega + \bar{\varepsilon}_m(\Phi) + i\eta}, \quad (46)$$

with $\bar{\varepsilon}_m(\Phi) \sim \varepsilon_m(\Phi) + \text{Re}[\Sigma^{gg}(\varepsilon_m(\Phi))]$.

Approximating $\text{Re}[\Sigma^{\nu,\nu'}(\omega)] \sim \text{Re}[\Sigma^{\nu,\nu'}(\varepsilon_{\pm m}(\Phi))]$, the solution casts the following roots:

$$E_m^\pm(\Phi) \sim e_m^-(\Phi) \pm \sqrt{[e_m^+(\Phi)]^2 + \text{Re}[\Sigma^{gf}(\varepsilon_m(\Phi))\Sigma^{fg}(\varepsilon_m(\Phi))]}, \quad (47)$$

with

$$e_m^\pm(\Phi) = \frac{\bar{\varepsilon}_m(\Phi) \pm \bar{\varepsilon}_{-m}(\Phi)}{2} \quad (48)$$

while the corresponding quasiparticle weights are:

$$Z_m^\pm = \frac{-\pi}{|\partial\lambda(\omega)/\partial\omega|_{E_m^\pm}} \sim \frac{-\pi}{2|E_m^\pm|}. \quad (49)$$

Replacing in (42), the final result for the transmission function within the superconducting gap is:

$$T^{eq}(\omega) = \frac{2\pi\Theta(\Delta - |\omega|)}{L} \sum_{s=\pm, m=0}^{L-1} \frac{v_m(\Phi)}{|E_m^\pm(\Phi)|} \delta(\omega - E_m^s(\Phi)). \quad (50)$$

For $|\omega| < \Delta$:

$$\begin{aligned} \text{Re}[\Sigma^{gg}(\omega)] &= \omega\gamma(\omega), \\ \text{Re}[\Sigma^{gf}(\omega)] &= \Delta\gamma(\omega), \end{aligned} \quad (51)$$

being

$$\gamma(\omega) = \frac{|w_c|^2}{2w_\alpha^2} \left[1 - \sqrt{1 + \frac{4w_\alpha^2}{\Delta^2 - \omega^2}} \right]. \quad (52)$$

Therefore:

$$E_m^\pm(\Phi) \sim \beta[\varepsilon_m(\Phi) - \varepsilon_{-m}(\Phi)] \pm \sqrt{\beta^2[\varepsilon_m(\Phi) + \varepsilon_{-m}(\Phi)]^2 + \gamma^2\Delta^2}, \quad (53)$$

being $\beta = (1 + \gamma(\varepsilon_m(\Phi)))/2$, and $\gamma \sim \gamma(\varepsilon_m(\Phi))$.

Remarkably, the expression (50) with the energy given by (53) coincides with the expression for the persistent currents of an isolated 1D BCS tight-binding ring with hopping $2\beta w$, gap $2\gamma\Delta$ and pairs with total momentum $q = 0$ (see Ref. 30). In other words, the flux sensitivity of the Andreev states in our problem is exactly the same as that observed in an isolated BCS 1D ring with pairs of momentum $q = 0$. The fact that only pairs with momentum $q = 0$ contribute implies that the periodicity of these currents is just the normal periodicity of a flux quantum Φ_0 . These currents do not show the $\Phi_0/2$ periodicity, typical of a true superconducting ring, since the origin of that behavior is a change in $2\pi/L$ of the total momentum q of the Cooper pairs. The renormalization factor β for the hopping parameter within the ring, which determines the velocity v_m and, thus, the amplitude of the currents, depends on the superconducting coherence length of the wires, $\xi_c \sim \Delta/2w$, as well as on the tunneling ratio through the contacts, controlled by the parameter w_c . Its magnitude is large for energies close to the edge of the gap $|\varepsilon_m(\phi)| \sim \Delta$.

B. A single S-wire attached to the ring.

Let us now consider a single superconducting wire attached to the ring.

As before, we must consider separately the contribution from states with energies within and away from the superconducting gap. To analyze the spectrum for energies $|\omega| > \Delta$, it is convenient to write the retarded Green's function as follows:

$$G_{l,l_{c\alpha},\sigma}^R(\omega) = \frac{g_{l,l_{c\alpha}}^0(\omega)}{1 - \Sigma_{eff,\alpha}^R(\omega)g_{l_{c\alpha},l_{c\alpha}}^0(\omega)}, \quad (54)$$

being

$$\begin{aligned} g_{l,l'}^0(\omega) &= \frac{1}{L} \sum_{m=0}^{L-1} e^{-ik_m(l-l')} g_{k_m}^0(\omega), \\ g_{k_m}^0(\omega) &= \frac{1}{\omega - \varepsilon_m(\Phi) + i\eta}, \end{aligned} \quad (55)$$

and $\Sigma_{eff,\alpha}^R(\omega) = \Sigma_\alpha^{gg}(\omega) + \Sigma_\alpha^{gf}(\omega)\bar{g}_{l_{c\alpha},l_{c\alpha}}^0(\omega)\Sigma_\alpha^{fg}(\omega)$, with:

$$\begin{aligned} \bar{g}_{l,l'}^0(\omega) &= \frac{1}{L} \sum_{m=0}^{L-1} e^{-ik_m(l-l')} \bar{g}_{k_m}^0(\omega), \\ \bar{g}_{k_m}^0(\omega) &= \frac{1}{\omega + \varepsilon_m(-\Phi) + i\eta}. \end{aligned} \quad (56)$$

Substituting in (38), the transmission function reads:

$$T^{eq}(\omega) = \frac{2\Theta(|\omega| - \Delta)}{L} \sum_{m=0}^{L-1} v_m(\Phi) A_m(\omega), \quad (57)$$

being

$$A_m(\omega) = \frac{\Gamma_{eff,\alpha,\alpha}(\omega)|g_{k_m}^0(\omega)|^2}{|1 - \Sigma_{eff,\alpha}^R(\omega)g_{l_{c\alpha},l_{c\alpha}}^R(\omega)|^2}, \quad (58)$$

which results in a Lorentzian-type profile as in the case of Eq. (44).

As in the case considered in the previous subsection, for $|\omega| < \Delta$, $\text{Im}[\Sigma_{\alpha}^{\nu\nu',R}(\omega)] = 0$, and Andreev states can develop within the gap. In order to determine the energies of these levels, it is convenient to consider the retarded Green's functions $g_{l,l'}^R(\omega)$ and $\bar{g}_{l,l'}^R(\omega)$, defined in Eqs. (9), which in the present case are the solutions of the following Dyson's equations:

$$\begin{aligned} g_{l,l'}^R(\omega) &= g_{l,l'}^0(\omega) + g_{l,l_{c\alpha}}^R(\omega)\Sigma_\alpha^{gg,R}(\omega)g_{l_{c\alpha},l'}^0(\omega), \\ \bar{g}_{l,l'}^R(\omega) &= \bar{g}_{l,l'}^0(\omega) + \bar{g}_{l,l_{c\alpha}}^R(\omega)\Sigma_\alpha^{ff,R}(\omega)\bar{g}_{l_{c\alpha},l'}^0(\omega). \end{aligned} \quad (59)$$

Within the gap, these functions have, respectively, quasiparticle and quasihole states, behaving as follows:

$$\begin{aligned} g_{l,l'}^R(\omega) &\sim \frac{\Theta(|\omega| - \Delta)}{L} \sum_{m=0}^{L-1} \frac{e^{-ik_m(l-l')} Z_n}{\omega - \tilde{\varepsilon}_m(\Phi) + i\eta}, \\ \bar{g}_{l,l'}^R(\omega) &\sim \frac{\Theta(|\omega| - \Delta)}{L} \sum_{m=0}^{L-1} \frac{e^{-ik_m(l-l')} Z_{-n}}{\omega + \tilde{\varepsilon}_{-m}(\Phi) + i\eta}, \end{aligned} \quad (60)$$

being $\tilde{\varepsilon}_m(\Phi) \sim \varepsilon_m(\Phi) + C \text{Re}[\Sigma_\alpha^{gg}(\varepsilon_m(\Phi))]/L$, where $C = 2$ for $\Phi = K\pi$ with K integer while $C = 1$ otherwise, and $Z_m = -\pi\{1 - C \partial \text{Re}[\Sigma_\alpha^{gg,R}(\omega)]/\partial \omega|_{\tilde{\varepsilon}_m(\Phi)}/L\}^{-1}$. In what follows, we shall approximate $Z_m \sim -\pi$, which becomes exact in the limit $L \rightarrow \infty$.

The full retarded Green's function is, in turn, determined from:

$$G_{l,l',\sigma}^R(\omega) = g_{l,l'}^R(\omega) + G_{l,l_{c\alpha},\sigma}^R(\omega) \Sigma_\alpha^{gf,R}(\omega) \times \bar{g}_{l_{c\alpha},l_{c\alpha}}^R(\omega) \Sigma_\alpha^{fg,R}(\omega) g_{l_{c\alpha},l'}^R(\omega). \quad (61)$$

As in the previous section, the ensuing solution has a quasiparticle BCS-like structure:

$$G_{l,l'}^R(\omega) \sim \frac{\Theta(|\omega| - \Delta)}{L} \sum_{s=\pm, m=0}^{L-1} \frac{e^{-ik_m(l-l')} Z_m^s}{\omega - E_m^s(\Phi) + i\eta} \quad (62)$$

with $E_m^\pm(\Phi)$ given in (53), with $\gamma \propto 1/L$ and Z_m^\pm given in Eq. (49).

Therefore, for a single superconducting wire connected to a large enough ring, Andreev levels tend to coincide with free particle and hole energies: $\varepsilon_m(\Phi)$ and $-\varepsilon_{-m}(\Phi)$, respectively, provided that $|\varepsilon_m(\Phi)| < \Delta$, $|\varepsilon_{-m}(\Phi)| < \Delta$. The corresponding transmission function is formally given by Eq. (50).

In conclusion, a single superconducting wire attached to the ring generates the same qualitative behavior as L superconducting wires attached in a translational symmetrical way, but the effect is $\mathcal{O}(1/L)$ and tends to be negligible as $L \rightarrow \infty$.

VI. SUMMARY AND CONCLUSIONS.

We have presented a representation of Keldysh Green's functions for stationary transport problems in systems with superconducting and normal components. As most of the relevant observables, like the currents, depend on normal propagators, we have worked with Dyson's equations in order to eliminate the anomalous ones. This procedure has been carried out by defining auxiliary hole propagators and effective self-energies that contain multiscattering terms. In the resulting representation, the Green's functions exhibit the same structure as in normal systems. This allows for the derivation of simple and compact expressions for the currents and the transmission functions, that are similar to the ones presented in Refs. 23,24 for normal systems.

We have presented general expressions for the currents in stationary conditions, distinguishing two situations: biased systems where transport is induced by a voltage difference and equilibrium currents induced by a static magnetic flux. In the case of biased systems, we have defined normal and Andreev transmission functions and we have compared them with results obtained in the framework of previous formalisms, in particular, the one presented by Blonder, Tinkham and Klapwijk.

We have, finally focused in the study of the behavior of the equilibrium currents in a tight-binding normal ring with attached superconducting wires. These currents result as superpositions of the currents of all the states of the ring with energies $\varepsilon_m(\Phi)$ below the chemical potential of the wires, in which electrons circulate with velocities $v_m = \partial \varepsilon_m(\Phi)/\partial k_m$.

Our main conclusions on the qualitative behavior of these currents are the following: (i) The states with energies lying away from the energy window defined by the superconducting gap present an identical qualitative behavior as those of rings attached to N wires. In particular, they have a periodicity of Φ_0 as functions of the external flux. The spectral profile related to these currents is a collection of Lorentzian functions which implies a decrease in the amplitude of the current due to inelastic scattering effects via the escape to the leads.

(ii) The states with energies within the superconducting gap of the wires, behave as isolated in the sense that the spectral weight related to them consists in a collection of delta functions, indicating the lack of inelastic scattering effects. The positions of the energy levels is, however, affected by the proximity effect and they are organized in a structure that replicates the quasiparticle spectrum of a BCS tight-binding superconducting ring with Cooper pairs of momentum $q = 0$. The effective BCS tight-binding parameters are the hopping, which is the bare hopping of the ring renormalized by a factor β and a gap, which is the gap of the superconducting wires renormalized by a factor γ . The renormalizing factors depend on the superconducting coherence length of the wires and the degree of coupling between the wires and the ring. The latter effect is controlled by the strength of the coupling between these systems as well as on the number of attached wires. For a single attached wire, it is $\mathcal{O}(1/L)$ and, thus, not significant for large enough rings.

(iii) Although the proximity effect induces Andreev levels that replicate the structure of quasiparticle states of a superconducting ring within the energy window defined by the superconducting gap of the wires, these states correspond only to the subspace with winding number $q = 0$. Since the periodicity in $\Phi_0/2$ of the persistent currents in superconducting rings is explained by a shift in the winding number q commensurate with the reciprocal lattice of the ring,^{28,30} the restriction of the subspace with $q = 0$ does not allow for such a mechanism. The consequence of this rigidity is that Andreev states have the same periodicity Φ_0 as the states of the normal ring. Let us, however, mention that the rigidity of the winding number could be due to the rigid BCS mean field approximation considered to model the external wires. There exists the possibility that a more flexible model allowing for spacial fluctuations of the parameter Δ within a region of the external wires that is close to the contacts could also permit fluctuations in the winding number q of the induced Andreev states within the ring. A possibility to explore this mechanism is by recourse to

a self-consistent approximation similar to that of Refs. 11 and 12.

VII. ACKNOWLEDGEMENTS.

The author thanks A. Aligia, M. Büttiker, H. Bouchiat and G. Lozano for useful comments and references. Support from CONICET and UBACYT Argentina, and from the ‘‘RyC’’ program from MCEyC of Spain is acknowledged.

APPENDIX A: ELIMINATING THE DEGREES OF FREEDOM OF THE RESERVOIRS.

We summarize the procedure introduced in Ref. 22, 23,24 to eliminate the degrees of freedom of the external wires in the Dyson’s equation for the central system.

It is convenient to change the basis in H_α as follows:

$$c_{j\alpha,\sigma} = \sqrt{\frac{2}{N_\alpha + 1}} \sum_{n=0}^{N_\alpha} \sin(k_{n,\alpha} j_\alpha) c_{k_{n,\alpha}\sigma}, \quad (\text{A1})$$

with $k_{n,\alpha} = n\pi/(N_\alpha + 1)$, $n = 0, \dots, N_\alpha$, which leads to:

$$H_\alpha = \sum_{n=0}^{N_\alpha} \sum_{\sigma} [\varepsilon_{k_{n,\alpha}} c_{k_{n,\alpha}\sigma}^\dagger c_{k_{n,\alpha}\sigma} + \sum_{n=0}^{N_\alpha} \Delta_\alpha c_{k_{n,\alpha}\uparrow}^\dagger c_{k_{n,\alpha}\downarrow}^\dagger + H.c], \quad (\text{A2})$$

being $\varepsilon_{k_{n,\alpha}} = -2w_\alpha \cos k_{n,\alpha} - \mu_\alpha$, and

$$H_{c,\alpha} = \sum_{n=0}^{N_\alpha} \sum_{\sigma} w_{\alpha,k} (c_{k_{n,\alpha}\sigma}^\dagger c_{l_{c\alpha}\sigma} + H.c), \quad (\text{A3})$$

being $w_{\alpha,k} = -\sqrt{\frac{2}{N_\alpha + 1}} \sin k_{n,\alpha} w_{c\alpha}$.

Let us focus in the Dyson’s equation with coordinates $l_{c\alpha}, l'$, belonging to the central system:

$$\begin{aligned} & \omega G_{l_{c\alpha}, l', \sigma}^R(\omega) - \sum_n w_{\alpha,k} G_{k_{n,\alpha}, l', \sigma}^R(\omega) \\ & - \sum_{l''} \varepsilon_{l_{c\alpha}, l''} G_{l'', l', \sigma}^R(\omega) = \delta_{l_{c\alpha}, l'}, \\ & \omega F_{l_{c\alpha}, l', \sigma}^R(\omega) + \sum_n w_{\alpha,k} F_{k_{n,\alpha}, l', \sigma}^R(\omega) \\ & + \sum_{l''} \varepsilon_{l_{c\alpha}, l''} F_{l'', l', \sigma}^R(\omega) = 0, \end{aligned} \quad (\text{A4})$$

where l'' runs over all the spacial indexes of the central system while $k_{n,\alpha}$ labels degrees of freedom of the reservoir represented by H_α . The Green’s functions with mixed coordinates $k_{n,\alpha}, l'$, in turn, satisfies the following

equation:

$$\begin{aligned} & \omega G_{k_{n,\alpha}, l', \sigma}^R(\omega) - \varepsilon_{k_{n,\alpha}} G_{k_{n,\alpha}, l', \sigma}^R(\omega) \\ & - w_{\alpha,k} G_{l_{c\alpha}, l', \sigma}^R(\omega) - \Delta_\alpha F_{k_{n,\alpha}, l', \sigma}^R(\omega) = 0, \\ & \omega F_{k_{n,\alpha}, l', \sigma}^R(\omega) + \varepsilon_{k_{n,\alpha}} F_{k_{n,\alpha}, l', \sigma}^R(\omega) \\ & + w_{\alpha,k} F_{l_{c\alpha}, l', \sigma}^R(\omega) - \Delta_\alpha^* G_{k_{n,\alpha}, l', \sigma}^R(\omega) = 0. \end{aligned} \quad (\text{A5})$$

After some algebra, the above equations can be casted as follows:

$$F_{k_{n,\alpha}, l', \sigma}^R(\omega) = \bar{g}_{k_{n,\alpha}}^{R,0}(\omega) [\Delta_\alpha^* G_{k_{n,\alpha}, l', \sigma}^R(\omega) - w_{\alpha,k} F_{l_{c\alpha}, l', \sigma}^R(\omega)], \quad (\text{A6})$$

$$G_{k_{n,\alpha}, l', \sigma}^R(\omega) = w_{\alpha,k} [G_{k_{n,\alpha}}^{R,0}(\omega) G_{l_{c\alpha}, l', \sigma}^R(\omega) + F_{k_{n,\alpha}}^{R,0}(\omega) F_{l_{c\alpha}, l', \sigma}^R(\omega)], \quad (\text{A7})$$

with:

$$\begin{aligned} \bar{g}_{k_{n,\alpha}}^{R,0}(\omega) &= \frac{1}{\omega + \varepsilon_{k_{n,\alpha}} + i\eta}, \\ G_{k_{n,\alpha}}^{R,0}(\omega) &= \frac{(\omega + \varepsilon_{k_{n,\alpha}})}{(\omega + i\eta)^2 - E^2(\varepsilon_{k_{n,\alpha}})}, \\ F_{k_{n,\alpha}}^{R,0}(\omega) &= \frac{\Delta_\alpha}{(\omega + i\eta)^2 - E^2(\varepsilon_{k_{n,\alpha}})}, \end{aligned} \quad (\text{A8})$$

with $\eta = 0^+$ and $E^2(\varepsilon_{k_{n,\alpha}}) = \varepsilon_{k_{n,\alpha}}^2 + \Delta_\alpha^2$.

Substituting (A6) into (A4), the latter equations can be expressed in the following way:

$$\begin{aligned} & [\omega - \Sigma_\alpha^{gg,R}(\omega)] G_{l_{c\alpha}, l', \sigma}^R(\omega) + \Sigma_\alpha^{gf,R}(\omega) F_{l_{c\alpha}, l', \sigma}^R(\omega) \\ & - \sum_{l''} \varepsilon_{l_{c\alpha}, l''} G_{l'', l', \sigma}^R(\omega) = \delta_{l_{c\alpha}, l'}, \\ & [\omega - \Sigma_\alpha^{ff,R}(\omega)] F_{l_{c\alpha}, l', \sigma}^R(\omega) + \Sigma_\alpha^{fg,R}(\omega) G_{l_{c\alpha}, l', \sigma}^R(\omega) \\ & + \sum_{l''} \varepsilon_{l_{c\alpha}, l''} F_{l'', l', \sigma}^R(\omega) = 0. \end{aligned} \quad (\text{A9})$$

Notice that all the spacial indexes of the above equations run over coordinates of the central system, while the indexes corresponding to the reservoirs have been eliminated by defining the ‘self-energies’:

$$\Sigma_\alpha^{\nu\nu',R}(\omega) = \sum_n |w_{\alpha,k}|^2 \frac{\lambda^{\nu,\nu'}(\omega, \varepsilon_{k_{n,\alpha}})}{\omega^2 - E(\varepsilon_{k_{n,\alpha}})^2}, \quad (\text{A10})$$

being $\lambda^{\nu,\nu'}(\omega, \varepsilon_{k_{n,\alpha}}) = \delta_{\nu,\nu'}(\omega \pm \varepsilon_{k_{n,\alpha}})$ for $\nu = g, f$, respectively and $\lambda^{g,f}(\omega, \varepsilon_{k_{n,\alpha}}) = [\lambda^{f,g}(\omega, \varepsilon_{k_{n,\alpha}})]^* = \Delta_\alpha$.

These steps can be repeated with each contact, which allows for the one by one elimination of the degrees of freedom of all the wires. The limit to the size of the wires going to infinite is summarized in Appendix B.

APPENDIX B: RETARDED SELF-ENERGIES ASSOCIATED A 1D S-WIRE.

We now evaluate the spectral functions $\Gamma_\alpha^{\nu,\nu'}(\omega) = -2\text{Im}[\Sigma_\alpha^{\nu\nu',R}(\omega)]$ corresponding to the self-energies defined in the previous appendix in the thermodynamic

limit, $N_\alpha \rightarrow \infty$. This corresponds to replacing $\sum_n \rightarrow (N_\alpha/\pi) \int_0^\pi dk$ in the expressions (A10):

$$\begin{aligned} \Gamma_\alpha^{\nu\nu'}(\omega) &= \frac{|w_{c\alpha}|^2}{2w_\alpha^2} \int_{-2w_\alpha-\mu}^{2w_\alpha-\mu} du \lambda^{\nu,\nu'}(\omega, u) \\ &\times \frac{\sqrt{(2w_\alpha)^2 - (u + \mu)^2}}{E(u)} \\ &\times \{\delta(\omega - E(u)) - \delta(\omega + E(u))\}. \end{aligned} \quad (\text{B1})$$

The final result is:

$$\begin{aligned} \Gamma_\alpha^{gg}(\omega) &= \Gamma_\alpha^{ff}(-\omega) = \text{sg}(\omega) \frac{|w_{c,\alpha}|^2}{2w_\alpha^2} \frac{1}{r(\omega)} \\ &\times \{[\omega + r(\omega)]s^+(\omega) + [\omega - r(\omega)]s^-(\omega)\} \\ \Gamma_\alpha^{gf}(\omega) &= [\Gamma_\alpha^{fg}(\omega)]^* = \text{sg}(\omega) \frac{|w_{c,\alpha}|^2}{2w_\alpha^2} \frac{\Delta_\alpha}{r(\omega)} \\ &\times [s^+(\omega) + s^-(\omega)], \end{aligned} \quad (\text{B2})$$

with $r(\omega) = \Theta(|\omega| - |\Delta_\alpha|) \sqrt{\omega^2 - \Delta_\alpha^2}$ and $s^\pm(\omega) = \Theta(|2w_\alpha| - |r(\omega) \pm \mu|) \sqrt{4w_\alpha^2 - (r(\omega) \pm \mu)^2}$. It can be verified that, for $\mu = 0$, $\Gamma_\alpha^{gg}(\omega)$ reduces to the Im of the diagonal component of the self-energy defined by an infi-

nite tight-binding wire with local pairing reported in Ref. 13.

The final expressions for the retarded self-energies in the thermodynamic limit can be obtained by recourse to the Kramers-Kronig relation:

$$\Sigma^{\nu\nu',R}(\omega) = \int_{-\infty}^{+\infty} \frac{d\omega'}{2\pi} \frac{\Gamma^{\nu,\nu'}(\omega')}{\omega - \omega' + i\eta} \quad (\text{B3})$$

APPENDIX C: DYSON'S EQUATION FOR $\hat{G}_\sigma^<$ AND $\hat{F}_\sigma^<$.

The lesser counterpart of (8) is:

$$\begin{aligned} &[\hat{1}\omega - \hat{\Sigma}^{gg,R}(\omega) - \hat{\varepsilon}]\hat{G}_\sigma^<(\omega) + \hat{\Sigma}^{gf,R}(\omega)\hat{F}_\sigma^<(\omega) \\ &= \hat{\Sigma}^{gg,<}(\omega)\hat{G}_\sigma^A(\omega) - \hat{\Sigma}^{gf,<}(\omega)\hat{F}_\sigma^A(\omega), \\ &[\hat{1}\omega - \hat{\Sigma}^{ff,R}(\omega) + \hat{\varepsilon}]\hat{F}_\sigma^<(\omega) + \hat{\Sigma}^{fg,R}(\omega)\hat{G}_\sigma^<(\omega) \\ &= \hat{\Sigma}^{ff,<}(\omega)\hat{F}_\sigma^A(\omega) - \hat{\Sigma}^{fg,<}(\omega)\hat{G}_\sigma^A(\omega). \end{aligned} \quad (\text{C1})$$

-
- ¹ J. R. Schrieffer, *Theory of Superconductivity*, W. A. Benjamin, NY, (1964).
² K. Yu. Artyunov, D. S. Golubev, and A. D. Zaikin, *Phys. Rep.* **62**, (2008).
³ N. van der Post, E.T. Peters, I.K. Yanson and J.M. van Ruitenbeek, *Phys.Rev. Lett.* **73**, 2611 (1994); E. Scheer, W. Belzig, Y. Naveh, D. Esteve, and C. Urbina, *Phys. Rev. Lett.* **86**, 284 (2001).
⁴ G. E. Blonder, M. Tinkham, and T. M. Klapwijk, *Phys. Rev. B* **25**, 4515 (1982).
⁵ M. Büttiker and T. M. Klapwijk, *Phys. Rev. B* **33**, 5114 (1986).
⁶ J. Cayssol, T. Kontos and G. Montambaux, *Phys. Rev. B* **67**, 184508 (2003).
⁷ T. Gramspacher and M. Büttiker, *Phys. Rev. B* **61**, 8125 (2000).
⁸ I. Affleck, J.-S. Caux, and A. M. Zagoskin, *Phys. Rev. B* **62**, 1433 (2000).
⁹ C. W. J. Beenaker and H. van Houten, *Phys. Rev. Lett.* **66**, 3056 (1991).
¹⁰ C. W. Beenaker, *Phys. Rev. B* **46**, 12841 (1992).
¹¹ A. Martín-Rodero; F. J. García-Vidal and A. Levy Yeyati, *Phys. Rev. Lett.* **72**, 554 (1994).
¹² J. Ferrer and F. Sols, *Phys. Rev. B* **49**, 15913 (1994).
¹³ E. Vecino, A. Martín-Rodero and A. Levy Yeyati, *Phys. Rev. B* **64**, 184502 (2001).
¹⁴ G. Mahan, "Many particle Physics", Plenum, NY (1999).
¹⁵ J. C. Cuevas; A. Martín-Rodero; A. Levy Yeyati, *Phys. Rev. B*, **72**, 7366 (1996).
¹⁶ Z. Y. Zeng; B. Li and F. Claro, *Phys. Rev. B*, **68**, 115319 (2003).
¹⁷ R. Melin and D. Feinberg, *Phys. Rev. B* **70**, 174509 (2004).
¹⁸ L.P. Kadanoff and G. Baym, "Quantum Statistical Mechanics" (Benjamin, New York, 1962) ; L.V. Keldysh, *Zh. Eksp. Teor. Fiz.* **47**, 1515 (1964); *Sov. Phys. JETP* **20**, 1018 (1965); J. Schwinger, *J. Math. Phys.* **2**, 407 (1961); P.C. Martin and J. Schwinger, *Phys. Rev.* **115**, 1342 (1959); J. Rammer and H. Smith, *Rev. Mod. Phys.* **58**, 323 (1986).
¹⁹ C. Caroli, R. Combescot, P. Nozieres, and D. Saint-James, *J. Phys. C* **4**, 916 (1971); and, 2598 (1971).
²⁰ D. S. Fisher and P. A. Lee, *Phys. Rev. B* **23**, 6851 (1981).
²¹ D.C. Langreth and P. Nordlander, *Phys. Rev. B* **43**, 2541 (1991).
²² H.M. Pastawski, *Phys. Rev. B* **46**, 4053 (1992).
²³ Y. Meir and N.S. Wingreen, *Phys. Rev. Lett.* **68**, 2512 (1992).
²⁴ N.S. Wingreen, A.P. Jauho, and Y. Meir, *Phys. Rev. B* **48**, 8487 (1993) ; Antti-Pekka Jauho, Ned S. Wingreen, and Yigal Meir, *Phys. Rev. B* **50**, 5528 (1994).
²⁵ L. Arrachea, *Phys. Rev. B* **72**, 125349 (2005); L. Arrachea and M. Moskalets, *Phys. Rev. B* **74**, 245322 (2006).
²⁶ D. Rogovin and D. J. Scalapino, *Ann. Phys.* **86**, 1 (1974).
²⁷ Y. Aharanov and D. Bohm, *Phys. Rev.* **115**, 485 (1959).
²⁸ N. Byers and C. N. Yang, *Phys. Rev. Lett.* **7**, 46 (1961).
²⁹ J. C. Cuevas and F. S. Bergeret, *Phys. Rev. Lett.* **99**, 217002 (2007).
³⁰ F. Loder, A. P. Kampf, T. Kopp, J. Mannhart, C. W. Schneider, and Y. S. Barash, *cond-mat/0709.4111*.