

# Sums of exponential functions and their new fundamental properties

Shestopaloff, Yuri K.

## Abstract

This paper discovers and proves the fundamental properties of sums of exponential function in the form of a Theorem that is stated as follows: “A sum of exponential functions can have a maximum of two points of abscissa intersection, two extremums and two inflection points. Each subsequent derivative of this sum can be equal to zero no more than two times”. The paper also introduces some new mathematical concepts. We developed them in order to prove the Theorem, however, these concepts have more general meaning.

Given the fact that many natural phenomena are described adequately by exponential functions and their sums, this knowledge can provide many insights into the nature of studied phenomena and processes. It allows predicting the behavior of such processes more rigorously and deterministically. For example, Corollary 1 of the Theorem, which is called “One-time oscillation property”, is stated as follows: “Natural exponential phenomena created by the confluence of many exponential factors, which is the case with many natural phenomena and processes, have a “one-time oscillation (fluctuation)” property. Such phenomena can undergo a “set back” only once, after which they will continue to move in the previous direction.” Another example, which is the Corollary 6 and that is called as “Two intersections of exponential curves”, says that “Two curves defined by the sums of exponential functions can intersect a maximum of two times”. Corollary 8 solves the centuries old enigma how many solutions the IRR equation can have. (This equation is a foundation for a large part of the modern financial mathematics dealing with lending instruments and investments). The Corollary says the following: “In general, the IRR equation can have a maximum of three solutions”.

In other work, the author applied the discovered theorem to a sum of exponential electrical signals. He showed that the resulting electrical signal can only have one oscillation, regardless of how many electrical exponential signals have been added, and provided some experimental confirmation for this one-time oscillation property.

In a broad-spectrum, the Theorem and its eight Corollaries and one Conjecture represent very useful quantitative and qualitative instruments for the discovery and understanding of different aspects of Nature, and can be applied in different areas of science and technology.

## Table of Contents

1. Exponential functions in nature phenomena.....	4
1.1. Logarithmic functions and growth and destruction processes.....	4
2. Properties of exponential functions and introduction of auxiliary concepts.....	5
2.1. Overview of the research.....	5
2.2. The theorem and its corollaries.....	7
2.3. Pair functions and synchronization concept.....	9
2.4. Lemma 1. Properties of pair functions.....	10
2.4.1. Uniqueness of characteristic points.....	11
2.4.2. The order of characteristic points.....	12
2.4.3. Properties of an HPF.....	12
2.4.4. Properties of an LPF.....	13
2.5. Lemma 2. Synchronization of pair functions.....	14
2.5.1. Synchronizing HPFs.....	14
2.5.2. Synchronizing LPFs.....	16
2.5.3. Synchronizing pair functions at an extremum point.....	17
2.5.4. Synchronization at an inflection point and other characteristic points.....	18
2.5.5. Corollary 1 of Lemma 2.....	18
2.5.6. Corollary 2 of Lemma 2.....	18
2.5.7. Corollary 3 of Lemma 2.....	19
2.5.8. A numerical example for Lemma 2 and its Corollaries.....	20
2.5.9. An example of a practical computation of the adjusted coefficients.....	22
2.6. Lemma 3. The sum of an HPF and pi-functions.....	23
2.6.1. Corollary 1 of Lemma 3. (Monotonic increase of the total function to the left of an HPF's maximum).....	26
2.6.2. Corollary 2 of Lemma 3.....	27
2.7. Lemma 4. Adding strong pi-functions to a sum of synchronized HPFs.....	27
2.7.1. Corollary 1 of Lemma 4.....	33
2.7.2. Corollary 2 of Lemma 4.....	33
2.8. Lemma 5. Adding weak positive functions to an LPF.....	34
2.8.1. Corollary 1 of Lemma 5.....	35
2.8.2. Corollary 2 of Lemma 5.....	35
2.9. Lemma 6. Equivalency of the sums of exponential functions and their derivatives.....	36
3. The theorem.....	38
3.1. A proof of the theorem.....	38
3.2. Changes in the function's and its derivatives' form with the addition of more pi-functions.....	49
3.3. Considering the sum of exponential functions in a general form.....	51
3.4. Proof of corollaries.....	52
3.4.1. Corollary 1. (One-time oscillation property).....	52
3.4.2. Corollary 2. (Confluence of dialectical opposites).....	53
3.4.3. Corollary 3. (Three solutions property).....	53
3.4.4. Corollary 4. (Shift invariance of the properties of sums of exponential functions).....	54
3.4.5. Corollary 5. (Two solutions property).....	54
3.4.6. Corollary 6. (Two intersections of two exponential curves).....	54
3.4.7. Corollary 7. (Properties of exponential series).....	55
3.4.8. Corollary 8. (The number of solutions of the IRR equation).....	55
3.4.9. Series Conjecture.....	59

4. Conclusion .....	60
Acknowledgements .....	60
References .....	61

## 1. Exponential functions in nature phenomena

Many natural phenomena are adequately described by quantitative models based on exponential functions and their sums. The number  $e$  and the natural logarithm are two indissolubly connected entities which represent one of the fundamental mechanisms that govern the evolvement of Nature's phenomena. Examples of such quantitative models are numerous and diverse, and can be found in many disciplines. In physics, the basic examples include electrical and transitional processes, electrodynamics phenomena, atmospheric pressure's dependence on altitude, absorption processes, etc. In psychology and biology the sensitivity of different organs to irritation is described by exponential laws, for instance, the eye's sensitivity to light. Statistics, probability theory, economics, social sciences and many other areas of science and technology use these functions as a main component of adequate quantitative models. Some other examples can be found in [1-9].

Book [1], in its first chapter, presents more detailed considerations with regard to relationships between mathematical abstractions and natural phenomena, while the rest of the book considers the Theorem we present in this paper. In particular, in the first chapter [1] considers number  $e$ , natural logarithm, and inverse proportional function  $1/x$  as fundamental mathematical abstractions associated with natural phenomena. It considers also exponential transitional electrical processes within the context of their relationship with mathematical models and fundamental laws governing the Nature evolvement. This book analyzes also Fermat's Last Theorem and its relationship with the physical world. (Fermat's Last Theorem considers a special case of sum of integer-valued exponential functions, while the topic of this paper is the properties of sums of arbitrary number of exponential functions with real values.)

### 1.1. Logarithmic functions and growth and destruction processes

A logarithmic function is the mathematical inverse of the exponential function. If we write the exponential function as  $x = Ct^y$ , then  $y = \frac{1}{\ln(tC)} \ln x$  for  $x > 0$ . Graphically, the logarithmic function can be obtained from the exponential function through a clockwise rotation by  $\pi/2$ . The sum of logarithmic functions  $y(x) = \sum_j C_j \log_{a_j} x$  can be transformed into one logarithmic function with an arbitrary base, say to a natural logarithm. To see this, note that

$$y(x) = \sum_j C_j \log_{a_j} x = \sum_j \frac{C_j}{\ln a_j} \ln x = \ln x \sum_j \frac{C_j}{\ln a_j} = C_0 \ln x$$

where  $C_0 = \sum_j \frac{C_j}{\ln a_j}$  is a constant.

This property of sums of logarithmic functions can also be viewed as an inherent property of exponential functions, when we consider their projections to the ordinate axis.

Logarithmic function in general is embedded into Nature as a mechanism that governs gradual development, growth processes, and growth phenomena in general. Exponential functions are most often related to transitional and destructive processes, which in many instances are self-feeding. Logarithmic and exponential phenomena are closely related to each other. In fact, they are tied together in Nature inseparably. Any growth is followed by eventual destruction or transformation through some transitional phases. The fact that the sum of logarithmic functions is

also a logarithmic function is an expression of the universal nature of the growth phenomenon. This phenomenon exists on the boundary defined via the sum of harmonic series, or via the natural logarithm in a continuous case. So, in normal situation, regardless of how many factors that contribute to growth participate in the process, they are all in perfect accordance with each other. This is because they are embedded into the same universal growth mechanism, which can also be considered as a placeholder for all growth factors. It leads to *monotonic* changes. Logarithmic monotonic changes are the only way for growth related processes to preserve their stability. Otherwise, the growth process transforms into transitional or destructive processes.

An example can be the explosion of a super nova. Here, the synthesis of iron reverses the direction of thermonuclear reactions, beginning to absorb the energy from the surrounding environment, therefore initiating a destructive process. Constructive societal changes within the same qualitative phase are not exception from this rule, and the above considerations are entirely applicable to them. In general, the introduction of counteractive destructive processes (which are mostly exponential processes) is much more effective comparing to constructive factors (which are based mostly on logarithmic processes). This is why destroying a constructive process can be done with much less efforts than supporting the construction process. In fact, it is so much easier operation that often even unintentional actions or relatively insignificant factors lead to destructive outcomes for the whole entity.

The essence of growth is accumulation and adaptation. These processes are governed by a universal growth mechanism, which guarantees monotonicity of change. Otherwise, the whole system will not stay internally balanced through all its growth phases, nor will it be able to keep a balance with the surrounding environment. This consideration is applicable to some particular, concrete growth processes, such as those that govern the growth of cells or organisms. However, we would like to emphasize that this consideration is also applicable on a larger scale. For instance, empires which expand to the point of not having enough resources to sustain the expansion must deal with inevitable internal and external changes.

## 2. Properties of exponential functions and introduction of auxiliary concepts

### 2.1. Overview of the research

One of the consequences of our Theorem is as follows. Let us compose an equation from the sum of exponential functions with some real bases  $a_j$  and real coefficients  $C_j$ ,  $j = 0, \dots, N$ . The power  $x$  is also a real number. Then we can write the equation as follows.

$$\sum_{j=0}^{j=N} C_j a_j^x = 0 \tag{1}$$

Despite its simple form, this equation is not easy prey. We mentioned already that it was once considered by Fermat in its almost trivial form, formulated as Fermat's Last Theorem, and troubled mathematicians for more than three centuries. Fermat's Last Theorem states that the particular form of (1) when the powers, the values  $x$ ,  $C_j$  and  $a_j$  are integers, and  $C_0 = 1$ ;  $C_1 = 1$ ;  $C_2 = -1$ , has solutions only for  $x = 1$  and  $x = 2$ . Of course, we solve a different problem in this paper. We analyze the case of real values and we do not impose limits on the number of exponential functions and value of their coefficients. In mentioning Fermat, we wanted to note that dealing with exponential functions is a serious business, as the history of Fermat's Last Theorem shows.

One of the consequences of the general proposition, which we refer to in this paper as the Theorem, states that equation (1) can have a maximum of two solutions, when  $x$  is a real number.

In its turn, (1) is a particular case of the following more general equation.

$$\sum_{j=0}^{j=N} C_j a_j^x = R \quad (2)$$

where  $R$  is a real number.

Equation (2) can have from zero to three solutions. This behavior is explained by the property of a sum of exponential functions, which is that it can have a maximum of two extremums only, regardless of the number of summands. Let us consider the sum of exponential functions

$$S(x) = \sum_{j=0}^{j=N} C_j a_j^x \quad (3)$$

A graph of some particular function  $S(x)$  with two extremums is presented in Fig. 1. The function  $S(x)$  in Fig. 1 monotonically approaches the abscissa when  $x \rightarrow \infty$ . The graph illustrates why equation (1) can have only one, or two, or no solutions. This is because the abscissa can intersect the graph of this function only twice, or touch it at one point, or not intersect the graph at all.

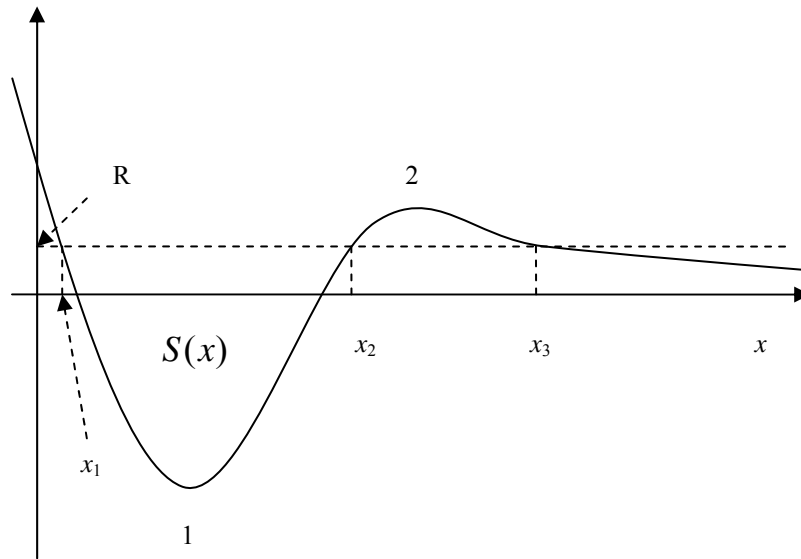


Fig. 1. An example graph of a sum of exponential functions with two extremums. The dashed line explains why equation (2) has three solutions.

Nature's phenomena are entities influenced by multiple factors. The factors can depend on each other. The development of these phenomena is often defined by factors whose actions are described by exponential functions. The proposition asserts that in this case, the phenomena can have only one oscillation in their overall movement regardless of the number of influencing factors. In the example graph in Fig. 1, the oscillation means that the tide of events is turning back because of a counteraction (point 1 in Fig. 1), and then the original forces overtake the resistance again (at

point 2), thus resolving the collusive and cooperative efforts of many factors. The whole system then smoothly and monotonically returns to equilibrium, dominated by one factor (not the one dominant at the beginning), as the forces of other factors decay. The tide of events ebbs. Note that the factor that strengthens its dominance after point 2 and that is not the dominant factor at the beginning, was acting at start in the same direction as the dominant factor. This is a very recognizable phenomenon when the originally unnoticeable factor grows steadily and then all of a sudden becomes prevailing. Both humankind history and Nature phenomena provide abundant examples of such behavior. It is interesting to note that this behavior is also consistent with the dialectic laws, thus mathematically confirming their validity, but we will not elaborate on the last topic here.

Obviously, different scenarios, including exponential growth, are also feasible. However, in all of these scenarios only one oscillation is possible. The other scenario of a general type is when the direction of events simply reverses.

Some factors can be enforced in the process. This is why the “one oscillation” or “reversal” nature of many phenomena can be masked. However, this is how natural phenomena evolve when initiated by a combination of factors. In the case when the factors are not introduced simultaneously, the “one-time oscillation” property is still preserved. Of course, the mechanism we described does not provide a complete description of the evolvement of natural processes, a complex phenomenon which include many other mechanisms, all working together. We consider one of them. However, it is a fundamental mechanism widely presented in Nature.

This paper first considers mathematical aspects of sums of exponential functions. More general considerations of a philosophical nature with regard to a physical content of the Theorem can be found in [9]. We introduce the appropriate Lemmas and the main Theorem along with its Corollaries. As we mentioned already, the author considered application of this Theorem to electrical signals. In fact, the Theorem describes very general mechanisms embedded into Nature which govern its evolvement. In particular, these mechanisms are important factors in the evolution, adaptation and selection processes.

## **2.2. The theorem and its corollaries**

### *Theorem*

A sum of exponential functions can have a maximum of two points at which it intersects the abscissa, two extremums and two inflection points. Each subsequent derivative of this sum can be equal to zero no more than two times.

### *Corollary 1. (One-time oscillation property)*

Natural exponential phenomena created by the confluence of many exponential factors, which is the case with many natural phenomena and processes, have a “one-time oscillation (fluctuation)” property. Such phenomena can undergo a “set back” only once, after which they will continue to move in the previous direction.

### *Corollary 2. (Confluence of dialectical opposites)*

Exponential dialectical opposites produce only one oscillation, after which one side overtakes and the second continues to coexist in an ebbing state.

### *Corollary 3. (“Three solutions” property)*

Suppose we have a sum of exponential functions  $\sum_{j=0}^N C_j t_j^x$ , where  $C_j, t_j$  are constants, and the real number  $x$  is a variable. Then the equation  $\sum_{j=0}^N C_j t_j^x = A$ , where  $A$  is a constant, can have from zero to three solutions.

*Corollary 4. (Invariance of properties of sums of exponential functions to a shift)*

A sum of exponential functions  $\sum_{j=0}^N C_j t_j^{x-a_j}$ , where  $a_j$  is a constant, has all the properties of the sum of “non-shifted” exponential functions  $\sum_{j=0}^N C_j t_j^x$ .

*Corollary 5. (“Two solutions” property)*

The equation  $\sum_{j=0}^N C_j t_j^x = 0$  can have zero, one or two solutions.

*Corollary 6. (Two intersections of exponential curves)*

Two curves defined by the sums of exponential functions can intersect a maximum of two times.

*Corollary 7. (Series properties)*

Consider the series  $S_k = \sum_{j=0}^{j=N} C_j T_j^k$ , where  $C_j$  and  $T_j$  are constants,  $k = 0, 1, 2, \dots, \infty$ , and  $0 < T_N < T_{N-1} < \dots < T_1 < T_0 < 1, C_0 > 0$ . This series can change its algebraic sign a maximum of two times. It can have maximum of two extrema. It monotonically converges to zero after the second extremum, which is always a maximum.

*Corollary 8. The number of solutions of IRR equation.*

In general, the IRR equation can have a maximum of three solutions.

*Series Conjecture*

Consider the series  $S_k = \sum_{j=0}^{j=N} C_j T_j^k$ , where  $C_j$  and  $T_j$  are constants,  $k = 1, 2, \dots, \infty$ , and  $0 < T_N < T_{N-1} < \dots < T_1 < T_0 < 1, C_0 > 0$ . This series can change its algebraic sign (from minus to plus) at most once. It can have no more than one maximum, and it monotonically converges to zero after the maximum.



### 2.3. Pair functions and synchronization concept

We introduce some new concepts and methods in this paper to prove the Theorem. One of them is the concept of a “pair function”. A pair function is composed of two exponential functions as follows.

$$P_{in}(k) = C_{pi}T_{pi}^k - C_{mn}T_{mn}^k \quad (4)$$

Here, the coefficients  $C$  and the bases  $T$  are positive,  $k$  is a real number, and  $T_{pi} < 1$ ,  $T_{mn} < 1$ . The function  $C_{pi}T_{pi}^k$  is called a positive exponential function (pi-function). The other function  $C_{mn}T_{mn}^k$  is called a negative exponential function, or mi-function. Indexes “ $p$ ” and “ $m$ ” denote the pi- and mi-prefixes accordingly. The algebraic sign is assigned to these functions explicitly, and so the coefficients  $C_{pi}$  and  $C_{mn}$  are *always* positive. The properties of a pair function are defined by the relationship between the bases. If  $T_{pi} > T_{mn}$ , then this is a *high* pair function (HPF). If  $T_{pi} < T_{mn}$ , then this is a *low* pair function (LPF). A pi- or mi-function with the larger base among a collection of functions is called a *strong* function. Vice versa, the function with the smallest base is called a *weak* function. This distinction comes from the fact that the function with a greater base supersedes other functions with smaller bases when  $k \rightarrow \infty$ .

The properties of these functions (HPF and LPF) mirror each other relative to the abscissa. LPF has one minimum, and an HPF has one maximum. Both intersect the abscissa once, and both have one inflection point. An HPF is always positive to the right of abscissa intersection point, LPF is always negative to the right of the same point. Their characteristic points are always located in the following order from left to right: abscissa intersection, extremum, and inflection point. An HPF is always concave to the left of its inflection point and convex to the right. An LPF is always convex to the left of its inflection point and concave to the right. Both functions approach zero when  $k \rightarrow \infty$ . These, and other properties of pair functions are proved in Lemma 1.

In the following analysis we implicitly assume that the functions’ bases are always less than one, unless we explicitly specify otherwise, which will be the case for some scenarios in Lemmas 3 and 4, when we add pi-functions with bases that are greater than one.

The next concept is synchronization. The first type of synchronization means that pair functions of one type can be synchronized at the same characteristic point. The appropriate method for doing this has been developed. For instance, we can synchronize HPFs at the same abscissa intersection point. The result of this operation will be a set of synchronized pair functions and a set of residual pi- or mi-functions, whose properties can be controlled by the choice of point of synchronization. Lemma 2 provides more details with regard to the concept of pair functions synchronization.

We also introduce a second type of synchronization of pair functions, which does not produce residual exponential functions due to a more elaborate redistribution of separate pi- or mi-functions between one or many pair functions. This second type of synchronization will be introduced in Lemma 3 and Lemma 4. These two different synchronization concepts are crucial for this paper and we encourage the reader to understand them thoroughly. There are a few other concepts and methods we will introduce in due course.

Fig. 2 presents the graphs of high pair functions created from the following sample data set:  $C = \{10.0, -6.0, -4.0, -3.0\}$ ,  $T = \{0.9, 0.8, 0.6, 0.5\}$ . One pi-function, ( $C = 10.0$ ,  $T = 0.9$ ), split into three pi-functions and combined with three mi-functions to create the pair functions.

### *The axial symmetry of high and low pair functions*

The high and low pair functions mirror one another relative to the abscissa. So, whatever we prove for high pair functions is applicable to low pair functions, if we mirror the discovered properties relative to the abscissa. We will consider this “mirror” property in more detail in a due course.

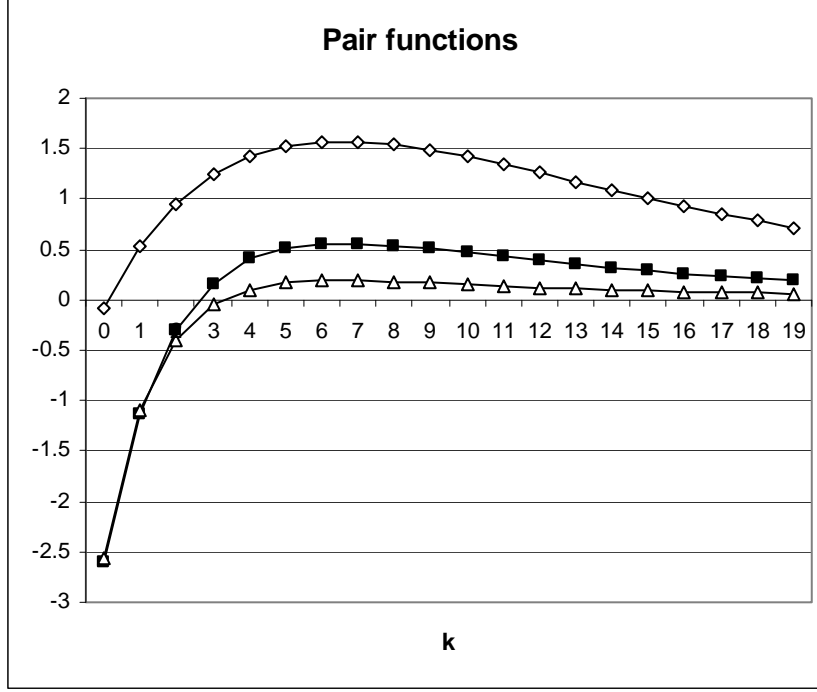


Fig. 2. Example of high pair functions.

### **2.4. Lemma 1. Properties of pair functions**

#### *Lemma 1*

Pair function always has one point of abscissa intersection, one extremum (a maximum for an HPF and a minimum for an LPF), and one inflection point. These characteristic points are always located in the order we introduced them, from left to right. An HPF is a monotonically increasing function to the left of its maximum, and a monotonically decreasing function to the right of its maximum. It is concave to the left of the inflection point and convex to the right of it. An LPF mirrors these properties of HPF, that is it monotonically decreases to the left of its minimum and monotonically increases to the right of it. An LPF is a convex function to the left of its inflection point and concave to the right of it.

An HPF is a positive function to the right of the abscissa intersection point, while an LPF is a negative function. Both functions asymptotically approach the abscissa as  $k \rightarrow \infty$ , an HPF from above the abscissa, and an LPF from below. An HPF goes to minus infinity as  $k \rightarrow -\infty$ , while an LPF goes to infinity.

All subsequent derivatives of pair functions also have one point at which they are equal to zero.

#### *Proof*

### 2.4.1. Uniqueness of characteristic points

This property follows from the uniqueness of solutions of the appropriate equations, when the pair function and its first and second derivatives are equal to zero. For instance, abscissa intersection point for the pair function  $P(k) = C_p T_p^k - C_m T_m^k$  can be found as follows.

$$C_p T_p^k - C_m T_m^k = 0 \quad (1)$$

The solution of (1) with regard to  $k$  is as follows.

$$k^{(0)} = \frac{\ln\left(\frac{C_m}{C_p}\right)}{\ln\left(\frac{T_p}{T_m}\right)} \quad (2)$$

(The upper index in  $k^{(0)}$  will denote the order of the derivative. Zero corresponds to the original function.) Solution (2) is unique, and it always exists given the values of input parameters, which means that the abscissa intersection point always exists.

The extremum point is found by equating to zero the first derivative of a pair function. The first derivative is as follows

$$P^{(1)}(k) = C_p T_p^k \ln T_p - C_m T_m^k \ln T_m \quad (3)$$

The solution of equation  $P^{(1)}(k) = 0$  is this.

$$k^{(1)} = \frac{\ln\left(\frac{C_{mn} \ln T_{mn}}{C_{pi} \ln T_{pi}}\right)}{\ln\left(\frac{T_{pi}}{T_{mn}}\right)} \quad (4)$$

This solution is unique and always exists, because the bases and coefficients  $C$  are positive, and both logarithms in the numerator's argument are negative. So, the pair function always has one extremum.

The inflection point can be found by equating the second derivative to zero. It is defined as follows.

$$P^{(2)}(k) = C_p T_p^k \ln^2 T_p - C_m T_m^k \ln^2 T_m \quad (5)$$

The solution of equation  $P^{(2)}(k) = 0$  is as follows.

$$k^{(2)} = \frac{\ln\left(\frac{C_{mn} \ln^2 T_{mn}}{C_{pi} \ln^2 T_{pi}}\right)}{\ln\left(\frac{T_{pi}}{T_{mn}}\right)} \quad (6)$$

This solution is unique and it always exists. So, the pair function always has one inflection point.

#### 2.4.2. The order of characteristic points

We will prove that the order of characteristic points from left to right is as follows: the point of abscissa intersection, extremum, and inflection point, that is

$$k^{(0)} < k^{(1)} < k^{(2)} \quad (5)$$

Substituting values of  $k^{(0)}$  and  $k^{(1)}$  from (2) and (4) into the first inequality in (5), we obtain after performing some transformation

$$k^{(1)} = \frac{\ln\left(\frac{C_m \ln T_m}{C_p \ln T_p}\right)}{\ln\left(\frac{T_p}{T_m}\right)} = \frac{\ln\left(\frac{C_m}{C_p}\right)}{\ln\left(\frac{T_p}{T_m}\right)} + \frac{\ln\left(\frac{\ln T_m}{\ln T_p}\right)}{\ln\left(\frac{T_p}{T_m}\right)} > \frac{\ln\left(\frac{C_m}{C_p}\right)}{\ln\left(\frac{T_p}{T_m}\right)} = k^{(0)} \quad (6)$$

$$\text{because } \frac{\ln\left(\frac{\ln T_m}{\ln T_p}\right)}{\ln\left(\frac{T_p}{T_m}\right)} > 0 \text{ for all values } T_m \text{ and } T_p \text{ within their domain } (0, 1).$$

Similarly, we can prove that  $k^{(1)} < k^{(2)}$  by substituting their values from (4) and (6) into (5).

$$k^{(2)} = \frac{\ln\left(\frac{C_m \ln^2 T_m}{C_p \ln^2 T_p}\right)}{\ln\left(\frac{T_p}{T_m}\right)} = \frac{\ln\left(\frac{C_m}{C_p}\right)}{\ln\left(\frac{T_p}{T_m}\right)} + \frac{2 \ln\left(\frac{\ln T_m}{\ln T_p}\right)}{\ln\left(\frac{T_p}{T_m}\right)} > \frac{\ln\left(\frac{C_m}{C_p}\right)}{\ln\left(\frac{T_p}{T_m}\right)} + \frac{\ln\left(\frac{\ln T_m}{\ln T_p}\right)}{\ln\left(\frac{T_p}{T_m}\right)} = k^{(1)} \quad (7)$$

Thus, we proved (5).

#### 2.4.3. Properties of an HPF

Let us find the interval where the HPF  $P(k) > 0$ . Solving this inequality, we obtain

$$k > \frac{\ln\left(\frac{C_m}{C_p}\right)}{\ln\left(\frac{T_p}{T_m}\right)} = k^{(0)} \quad (8)$$

Here, we take into account that for an HPF  $T_p > T_m$ , which makes  $\ln\left(\frac{T_p}{T_m}\right)$  positive. For all  $k < k^{(0)}$  HPF is negative.

Similarly, the first derivative  $P^{(1)}(k) > 0$  for  $k < k^{(1)}$ , and  $P^{(1)}(k) < 0$  for  $k > k^{(1)}$ . An HPF monotonically increases to the left of its extremum, and monotonically decreases to the right of its extremum. So, the extremum of an HPF is maximum. This maximum is positive, because it is located to the right of the abscissa intersection point, as we proved previously.

The inflection point  $k^{(2)}$  divides the domain of an HPF into parts where HPF is concave ( $k < k^{(2)}$ ), and convex ( $k > k^{(2)}$ ). This follows from the solution of inequality  $P^{(2)}(k) > 0$ .

When  $k \rightarrow \infty$ , an HPF asymptotically approaches the abscissa, that is  $P(k) \rightarrow 0$ . Strong pi-function  $C_p T_p^k$  dominates the weak mi-function  $C_m T_m^k$ , so we have

$$\lim_{k \rightarrow \infty} \frac{C_m T_m^k}{C_p T_p^k} = \frac{C_m}{C_p} \lim_{k \rightarrow \infty} \left(\frac{T_m}{T_p}\right)^k = 0 \quad (9)$$

When  $k \rightarrow -\infty$ , the weak mi-function  $C_m T_m^k$  dominates the strong pi-function  $C_p T_p^k$ , so in this case

$$\lim_{k \rightarrow -\infty} \frac{C_p T_p^k}{C_m T_m^k} = \frac{C_p}{C_m} \lim_{k \rightarrow -\infty} \left(\frac{T_p}{T_m}\right)^k = 0 \quad (10)$$

This behavior is typical of a pair function in general. The strong function dominates when  $k \rightarrow \infty$ , and the weak function dominates when  $k \rightarrow -\infty$ .

#### 2.4.4. Properties of an LPF

The properties of an LPF are symmetrical to the properties of an HPF with regard to the abscissa. The proofs demonstrating the LPF's properties are similar to the ones we did for an HPF. We will list the differences in properties only.

- LPF is negative to the right of its abscissa intersection point.
- Its extremum is a minimum.
- It monotonically decreases to the left of minimum, and monotonically increases to the right.
- LPF is convex to the left of its inflection point and concave to the right.
- LPF's minimum is negative.

This completes the proof of Lemma.

## 2.5. Lemma 2. Synchronization of pair functions

### Lemma 2

The set of pair functions can be synchronized in such a way that the pair functions in the set coincide at the same characteristic point, such as a point of abscissa intersection, extremum, or inflection point. It can be done by changing the coefficient of only one part of each pair functions, that is the coefficient of the pi-function or mi-function, so that the whole transformation creates a new set of synchronized pair functions and a set of residual functions. The sum of synchronized functions has the features of functions that compose the set (that is, either HPFs or LPFs). It also has one point of abscissa intersection, one extremum, and one inflection point. If this is a sum of HPFs, then it is concave to the left of the inflection point and convex to the right, and vice versa if it is a sum of LPFs.

### Proof

#### 2.5.1. Synchronizing HPFs.

Let us consider the case of synchronization at an abscissa intersection point. We have a set of HPFs

$$P_{in}(k) = C_{pi}T_{pi}^k - C_{mn}T_{mn}^k$$

where  $i = 0, 1, \dots, N; n = 0, 1, \dots, N$ . The condition that the set is composed of HPFs implies that  $T_{pi} > T_{mn}$ . We assume that the desired common point is the abscissa intersection point  $k^0$ . Each PF originally intersects abscissa at point  $k_{in}^0$ , which can be found by equating the pair function to zero and solving the equation with regard to  $k_{in}^0$  as follows. (The same procedure has been done in Lemma 1.)

$$k_{in}^0 = \frac{\ln\left(\frac{C_{mn}}{C_{pi}}\right)}{\ln\left(\frac{T_{pi}}{T_{mn}}\right)} \quad (1)$$

Formula (1) is true for all possible parameters. We can force each pair function to intersect the abscissa at the same point by adjusting the value of  $C_{pi}$ . Such new values of the appropriate positive coefficients  $C'_{pi}$  can be found by equating a pair function to zero and solving the equation. The result is as follows.

$$C'_{pi} = \frac{C_{mn}}{\left(\frac{T_{pi}}{T_{mn}}\right)^{k^0}} \quad (2)$$

The original relation between the coefficients is similar.

$$C_{pi} = \frac{C_{mn}}{\left(\frac{T_{pi}}{T_{mn}}\right)^{k_{in}^0}} \quad (3)$$

Comparing (2) and (3), we can see that if  $k_{in}^0 > k^0$ , then  $C_{pi} < C'_{pi}$ . If  $k_{in}^0 < k^0$ , then  $C_{pi} > C'_{pi}$  because  $T_{pi} > T_{mn}$  (this follows from the definition of an HPF). Suppose we have a sum of HPFs we want to represent as the sum of HPFs synchronized at an abscissa intersection point, and some residual functions. Then, in the first case, when  $k_{in}^0 > k^0$ , we have to add the mi-function  $(C'_{pi} - C_{pi})T_{pi}^k$  in order to preserve the original sum of functions. The original HPF  $P_{in}(k) = C_{pi}T_{pi}^k - C_{mn}T_{mn}^k$  will be represented in the sum as follows.

$$P_{in}(k) = C_{pi}T_{pi}^k - C_{mn}T_{mn}^k = (C'_{pi}T_{pi}^k - C_{mn}T_{mn}^k) - (C'_{pi} - C_{pi})T_{pi}^k \quad (4)$$

In the second scenario, when  $k_{in}^0 < k^0$ , we have  $C'_{pi} < C_{pi}$ , and the residual is a pi-function  $(C_{pi} - C'_{pi})T_{pi}^k$ . The original HPF should then be rewritten as follows.

$$P_{in}(k) = C_{pi}T_{pi}^k - C_{mn}T_{mn}^k = (C'_{pi}T_{pi}^k - C_{mn}T_{mn}^k) + (C_{pi} - C'_{pi})T_{pi}^k \quad (5)$$

So, if the point of synchronization is to the *right* of the original abscissa intersection point, then the residual is a pi-function with the base  $T_{pi}$ . If the synchronization point is to the left of the original abscissa intersection point, then the residual is a mi-function with the same base. If we want to synchronize the set of HPFs in such a way that the residuals will be pi-functions only, we have to use the point of synchronization which is equal to or greater than the maximum value  $k_{in}^0$  among all HPFs that compose the set.

We can also synchronize HPFs based on the decomposition of coefficients for mi-functions. In this case, (2) and (3) are rewritten as follows.

$$C'_{mn} = C_{pi} \left(\frac{T_{pi}}{T_{mn}}\right)^{k^0} \quad (6)$$

The original value is

$$C_{mn} = C_{pi} \left(\frac{T_{pi}}{T_{mn}}\right)^{k_{in}^0} \quad (7)$$

Comparing (6) and (7), we can see that if  $k_{in}^0 > k^0$ , then  $C'_{mn} < C_{mn}$ . In this case, the residual is the mi-function  $(C_{mn} - C'_{mn})T_{mn}^k$ . If  $k_{in}^0 < k^0$ , then  $C'_{mn} > C_{mn}$ . In this second case, we have to add the pi-function  $(C'_{mn} - C_{mn})T_{mn}^k$  to preserve the original HPF.

$$P_{in}(k) = C_{pi}T_{pi}^k - C_{mn}T_{mn}^k = (C_{pi}T_{pi}^k - C'_{mn}T_{mn}^k) + (C'_{mn} - C_{mn})T_{mn}^k \quad (8)$$

So, if we want all residual functions to be mi-functions, we have to synchronize the HPFs at the point  $k^0$  which is equal to or less than the smallest value of  $k_{in}^0$  in the whole set of HPFs.

### 2.5.2. Synchronizing LPFs

The synchronization of a set of LPFs is very similar to what we did above for HPFs. So, we quickly repeat the derivation of formulas in order to emphasize the differences. In fact, given the symmetry of an HPF and an LPF with regard to the abscissa, and the relation between the bases, which is  $T_{pi} < T_{mn}$ , we can formulate the results without derivation. For instance, if we want the residuals to be mi-functions, then the synchronization point has to be the largest value of  $k_{in}^0$  for the functions in our set, or greater. However, for the clarity we will do the derivation from scratch. Using the definition of a pair function we can find the value of the adjusted coefficient

$$C'_{mn} = C_{pi} \left( \frac{T_{pi}}{T_{mn}} \right)^{k^0} \quad (9)$$

The original coefficient is as follows.

$$C_{mn} = C_{pi} \left( \frac{T_{pi}}{T_{mn}} \right)^{k_{in}^0} \quad (10)$$

In this case, if  $k_{in}^0 > k^0$ , then  $C'_{mn} > C_{mn}$ , because of the condition  $T_{pi} < T_{mn}$  in the definition of an LPF. The original function is then represented as the sum of an LPF and a pi-function that compensates for the increase of the of mi-function coefficient.

$$P_{in}(k) = C_{pi}T_{pi}^k - C_{mn}T_{mn}^k = (C_{pi}T_{pi}^k - C'_{mn}T_{mn}^k) + (C'_{mn} - C_{mn})T_{mn}^k \quad (11)$$

In the reverse scenario, when  $k_{in}^0 < k^0$ , we get residual mi-functions, so that the original function is the sum of an LPF and a mi-function.

$$P_{in}(k) = C_{pi}T_{pi}^k - C_{mn}T_{mn}^k = (C_{pi}T_{pi}^k - C'_{mn}T_{mn}^k) - (C_{mn} - C'_{mn})T_{mn}^k \quad (12)$$

This result confirms the previously made observation that if we want the residuals to be mi-functions, then the synchronization point has to be *the largest* value among all of  $k_{in}^0$ , or greater. If



we want the residuals to be pi-functions, then we need to pick a synchronization point that is smaller or equal to all  $k_{in}^0$ .

### 2.5.3. Synchronizing pair functions at an extremum point

At the extremum point, the first derivative of a pair function (PF) is equal to zero. Using (1), we find the first derivative as follows

$$P_{in}^{(1)}(k) = F_{pi} T_{pi}^k \ln T_{pi} - F_{mn} T_{mn}^k \ln T_{mn} \quad (13)$$

where the coefficients  $F$  replace the coefficients  $C$  in (1).

The point of extremum is obtained by equating (13) to zero and solving this equation. The solution is as follows.

$$k_{in}^{(1)} = \frac{\ln\left(\frac{F_{mn} \ln T_{mn}}{F_{pi} \ln T_{pi}}\right)}{\ln\left(\frac{T_{pi}}{T_{mn}}\right)} \quad (14)$$

On the other hand, if we do the substitutions

$$\begin{aligned} C_{pi} &= F_{pi} \ln T_{pi} \\ C_{mn} &= F_{mn} \ln T_{mn} \end{aligned} \quad (15)$$

then (13) can be represented exactly in the same way as the pair function we considered previously, that is

$$P_{in}(k) = C_{pi} T_{pi}^k - C_{mn} T_{mn}^k \quad (16)$$

Thus, all of the results we obtained for synchronization at an abscissa intersection point are valid for the synchronization at an extremum point, an inflection point, and any other characteristic points, which can be defined for derivatives of higher order. We can see from (16) that the problem of synchronization of pair functions at an extremum has been reduced to the problem of synchronizing the function (16) at an abscissa intersection point, which is a problem we already solved for the function itself. So, we have to repeat the same steps, beginning from (1), in order to synchronize both HPFs and LPFs at their extremum. The only difference is that the point of abscissa intersection is defined by (14), and substitution (15) links the new coefficients  $C$  to the original coefficients  $F$ . Otherwise, all previous results are applicable to this synchronization scenario.

### *A note about the role of exponential functions in the evolvement of Nature*

The relation (16) reveals the well known fundamental property of exponential functions - that their derivatives of any order are the same exponential functions, but with different coefficients.

In the case when the base is the number  $e$ , the derivative of any order is the exponential function. Number  $e$  represents the finest balance at which Nature can exist, allowing for harmonic inherent coexistence of the synthesis and the destruction processes, thus providing the same starting point for both types of processes. The inherent and innermost interrelation of these processes lies at the foundation of the evolution mechanism in general, both for progressive and regressive changes. Exponential functions (and their dialectical partner, logarithmic functions) represent the way Nature follows its evolution and development processes in the world we know.

#### 2.5.4. Synchronization at an inflection point and other characteristic points

Similarly, synchronization at an inflection point can be considered as synchronization at the point of abscissa intersection of the second derivative. The second derivative of PF is

$$P_{in}^{(2)}(k) = F_{pi} T_{pi}^k \ln^2 T_{pi} - F_{mn} T_{mn}^k \ln^2 T_{mn} \quad (17)$$

Equating (17) to zero and solving the equation, we can find the inflection point as follows.

$$k_{in}^{(2)} = \frac{\ln\left(\frac{F_{mn} \ln^2 T_{mn}}{F_{pi} \ln^2 T_{pi}}\right)}{\ln\left(\frac{T_{pi}}{T_{mn}}\right)} \quad (18)$$

Substitutions

$$\begin{aligned} C_{pi} &= F_{pi} \ln^2 T_{pi} \\ C_{mn} &= F_{mn} \ln^2 T_{mn} \end{aligned} \quad (19)$$

transform the original formula (17) into the form of (16). This completes the proof of the Lemma.

#### 2.5.5. Corollary 1 of Lemma 2

A pair function always has one point of abscissa intersection, one extremum (maximum for an HPF and minimum for an LPF), and one inflection point.

*Proof*

The result follows from the solution's uniqueness of the appropriate equations for the pair function and its derivatives represented by equations (13), (17), and the fact that these solutions always exist.

#### 2.5.6. Corollary 2 of Lemma 2

Suppose we would like to sum up a set of HPFs. We can synchronize them at the point  $k^0 = \max\{k_{in}^0\}$ , or at a greater value of  $k^0$ . In this case, the residuals will be pi-functions. The sum of HPFs will be positive to the right of the abscissa intersection point and negative to the left of this

point, because this is the property of each HPF we add. Adding residual pi-functions does not change the situation, and the total sum of all original HPFs is also positive to the right of the point of intersection, that is

$$\sum_{n=0}^{n=M} [C_{pi} T_{pi}^k - C_{mn} T_{mn}^k] \geq 0 \text{ for all } k > k^0 \quad (20)$$

Similarly, if we sum up the set of LPFs, then the point  $k^0$ , such that this sum is negative for all of  $k > k^0$ , always exists.

### 2.5.7. Corollary 3 of Lemma 2.

A pair function always has the following characteristic points located from left to right in the following order: an abscissa intersection point, an extremum, and an inflection point, followed sequentially by the characteristic points of derivatives of higher order. Here, the characteristic point of the derivative of a higher order means the point at which this derivative becomes zero.

*Proof*

Let us consider these characteristic points. Corollary 1 says that PFs have one point of each type, and that these characteristic points always exist. We proved in Lemma 1 that the following relationship always holds:

$$k_{in}^0 < k_{in}^{(1)} < k_{in}^{(2)} \quad (21)$$

That is, the abscissa intersection point is the leftmost point among all characteristic points, followed by the point of extremum and the inflection point.

First, we find will the characteristic point for a derivative of  $j$ -th order, which is  $P^{(j)}(k) = C_p T_p^k \ln^j T_p - C_m T_m^k \ln^j T_m$ . Equating it to zero and solving the equation, we will find the characteristic point as follows.

$$k_0^{(j)} = \frac{\ln\left(\frac{C_m \ln^j T_m}{C_p \ln^j T_p}\right)}{\ln\left(\frac{T_p}{T_m}\right)} \quad (22)$$

Let us consider the characteristic points for two successive derivatives of  $j$ -th and  $(j+1)$ -th orders. We can write the following inequality.

$$k_0^{(j+1)} = \frac{\ln\left(\frac{C_m \ln^{j+1} T_m}{C_p \ln^{j+1} T_p}\right)}{\ln\left(\frac{T_p}{T_m}\right)} = \frac{\ln\left(\frac{C_{mn}}{C_{pi}}\right)}{\ln\left(\frac{T_{pi}}{T_{mn}}\right)} + \frac{j \ln\left(\frac{\ln T_{mn}}{\ln T_{pi}}\right)}{\ln\left(\frac{T_{pi}}{T_{mn}}\right)} + \frac{\ln\left(\frac{\ln T_{mn}}{\ln T_{pi}}\right)}{\ln\left(\frac{T_{pi}}{T_{mn}}\right)} > \frac{\ln\left(\frac{C_{mn}}{C_{pi}}\right)}{\ln\left(\frac{T_{pi}}{T_{mn}}\right)} + \frac{j \ln\left(\frac{\ln T_{mn}}{\ln T_{pi}}\right)}{\ln\left(\frac{T_{pi}}{T_{mn}}\right)} = k_0^{(j)} \quad (23)$$

because  $\frac{\ln\left(\frac{\ln T_m}{\ln T_p}\right)}{\ln\left(\frac{T_p}{T_m}\right)} > 0$  for all values of  $T_m$  and  $T_p$  within  $(0, 1)$ .

It follows that,  $k_0^{(j+1)} > k_0^{(j)}$ , and so each successive characteristic point is located to the right of the previous characteristic point. This completes the proof of Corollary 3.

#### 2.5.8. A numerical example for Lemma 2 and its Corollaries

Fig. 1 illustrates Lemma 2 and Corollary 1 graphically. The following data have been used:  $C_j = \{8.0, -6.0, -4.0, -3.0\}$ ;  $T_j = \{0.9, 0.8, 0.6, 0.5\}$ . The original positive coefficient  $C_j = 8.0$ , and the set of coefficients  $C_{p0n}$ , picked in such a way that all pair functions intersect the abscissa at the same point, are shown in Table 1. We use  $k^0 = 5$  as the point of synchronization of the PFs.

Table 1. Parameter values for the pair functions.

Parameter / Pair Function No.	1	2	3
$C_{p0n}$	3.69231	2.46154	1.84615
$k_n^0$	4.12205	1.19741	0.825993
$C'_{p0n}$	3.32957	0.526749	0.158766

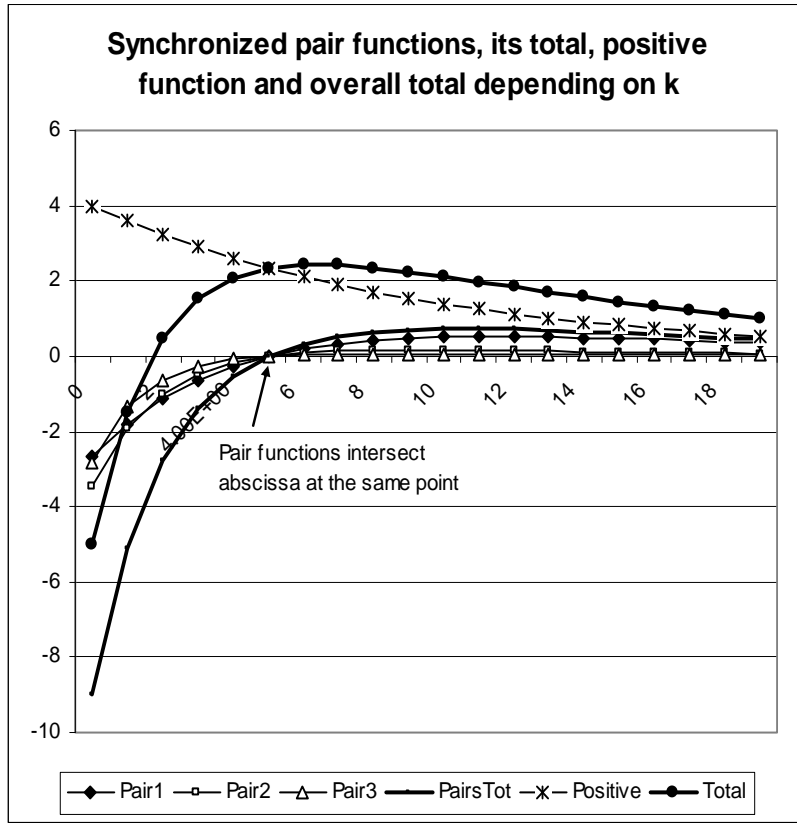


Fig. 1. Graphs of pair functions corresponding to values  $C_{m1}$ ,  $C_{m2}$ ,  $C_{m3}$ , synchronized at the point of abscissa intersection; a graph of the residual pi-function  $\bar{C}'_{p0}T_0^k$ , which is obtained after adjusting the coefficients of the mi-functions, and a graph of the total function.

Fig. 2 illustrates the sum of low pair functions and the total function, when positively defined functions are added to the sum of the low pair functions. The following data have been used to draw the graphs in Fig. 2.  $C_j = \{1.0, -3.0, -4.0, -3.0, 11.0\}$ ;  $T_j = \{0.9, 0.8, 0.6, 0.5, 0.01\}$ . The original set of positive coefficients  $C_{p0n}$ , and the set of the pair functions' coefficients adjusted so that the functions have the same abscissa intersection point, are shown in Table 2. Value  $k^0 = 20$ .

Table 2. Parameter values for the functions in Fig. 2.

Parameter			
$C_{p0n}$	0.3	0.4	0.3
$k_n^0$	19.5494	5.67887	3.91738
$C'_{p0n}$	0.284492	0.0012029	0.000023533

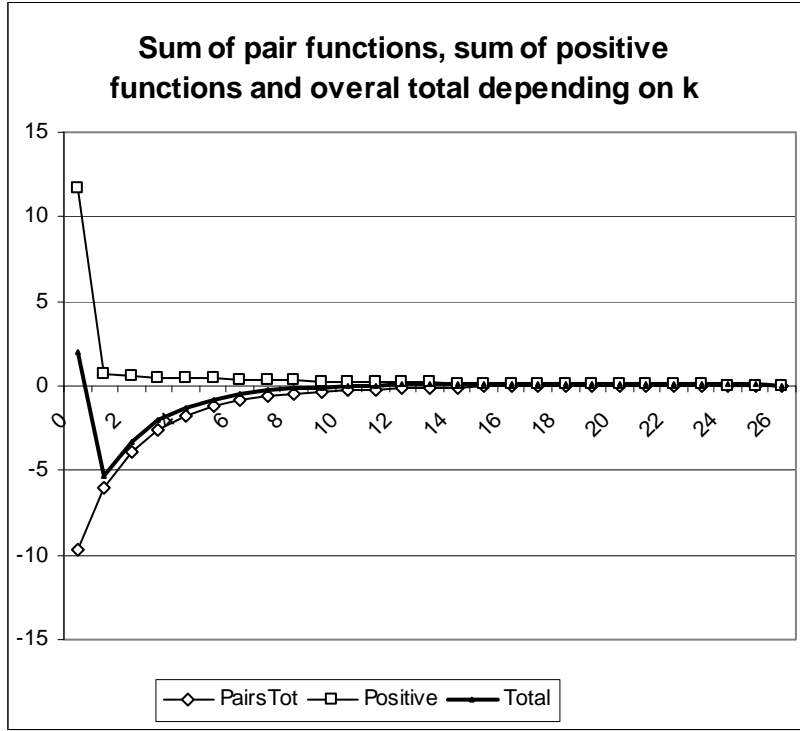


Fig. 2. A sum of pair functions, a sum of positively defined functions and the total function  $S(k)$ . This is an example of how the function  $S(k)$  can have a minimum and change its algebraic sign when  $k > 0$ .

#### 2.5.9. An example of a practical computation of the adjusted coefficients

There is one more practical consideration that is related to synchronization. Suppose we have an arbitrary set of positively and negatively defined exponential functions. It may happen that we have many negatively defined functions, say  $M$ , and only one positively defined function, such that  $T_{mM} < T_{m,M-1} < \dots < T_{m1} < T_{p0}$ . Our goal is to create  $M$  high pair functions from this set. This can be done in different ways. An example algorithm is as follows.

Suppose we want to define the pair functions starting below the abscissa at  $k = 0$ . Then the following inequality should be fulfilled for every coefficient  $C_{mn}$ .

$$C_{p0n} < C_{mn} \quad (1)$$

(Please recall that this coefficient is explicitly made negative by its algebraic sign, the actual value of  $C_{mn}$  is positive.) We can ensure that the inequality (1) hold true in different ways. For instance, the following approach guarantees its fulfillment.

$$C_{p0n} = \left( \min(C_{p0}, \sum_{n=0}^{n=M} C_{mn}) - d \right) \times \frac{C_{mn}}{\sum_{n=0}^{n=M} C_{mn}} \quad (2)$$

where  $0 < d < \min(C_{p0}, \sum_{n=0}^{n=M} C_{mn})$ .

The set of adjusted coefficients  $C'_{p0n}$ , computed on the second phase of the synchronization, will be positive (if we use the set of coefficients defined by (2)).

One can think of this operation as pulling down the pair function below the abscissa at the point  $k = 0$ , if it was not negative already. It also can be seen as a “weakening” of the positively defined function, with the result that the influence of the negatively defined part of the function grows. In its turn, this delays the “emergence” of the pair function above the abscissa, and consequently shifts its maximum to the right. Developing an intuition with regard to pair functions’ behavior is important for understanding the notion of pair functions, and especially their application to the discussed problem. The notion of pair functions is simple, but it requires understanding, because the power of pair functions is in their flexibility, and it is this flexibility which allows the creation of different combinations of pair functions. The approach based on pair functions has a wide area of application, and can be applied to other problems and other types of functions.

### 2.6. Lemma 3. The sum of an HPF and pi-functions

If the high pair function  $P_{p0m}(k) = C_{p0}T_{p0}^k - C_mT_m^k$  is added to a collection of positive exponential functions  $C_{pi}T_{pi}^k$ ,  $i = 1, 2, \dots, N$ , such that  $T_m < T_{pi} < 1$ , then the addition of the positive exponential functions creates the total function with the properties similar to the properties of an HPF function. This total function has one point of an abscissa intersection, one maximum, and one inflection point. It remains concave to the left of the inflection point and convex to the right of the inflection point, and converges to zero when  $k \rightarrow \infty$ .

#### *Proof of Lemma*

We will first find the inflection point of a high pair function. This is the point where the second derivative of the pair function is equal to zero. We can write this condition as follows.

$$C_{p0}T_{p0}^k \ln^2 T_{p0} - C_mT_m^k \ln^2 T_m = 0 \quad (1)$$

Solving this equation with respect to  $k$ , we obtain the value of the inflection point as follows.

$$k_{pm}^{(2)} = \frac{\ln\left(\frac{C_m \ln^2 T_m}{C_{p0} \ln^2 T_{p0}}\right)}{\ln\left(\frac{T_{p0}}{T_m}\right)} \quad (2)$$

Recall that the inflection point of the pair function always exists and it is unique (we proved this in Lemma 2).

We will present the negatively defined part of the pair function as follows

$$C_m T_m^k = \sum_{i=0}^{i=N} C_{mi} T_m^k \quad (3)$$

where  $C_m = \sum_{i=0}^{i=N} C_{mi}$ .

The values of  $C_{mi}$  are defined in such a way that all of the new  $(N + 1)$  high pair functions  $P_{pim}(k) = C_{pi} T_{pi}^k - C_{mi} T_m^k$ ,  $i = 0, 1, 2, \dots, N$ , which we create this way, have the same inflection point. We can find the values of  $C_{mi}$  using the following procedure. Let us consider functions

$$k_{pim}^{(2)}(C_{mi}) = \frac{\ln\left(\frac{C_{mi} \ln^2 T_m}{C_{pi} \ln^2 T_{pi}}\right)}{\ln\left(\frac{T_{pi}}{T_m}\right)} \quad (4)$$

These functions present the value of the inflection point for each new HPF as a function of the coefficient  $C_{mi}$ . The denominator in (4) is always positive because of the condition  $T_m < T_{pi}$ . Hence, (4) is a monotonically increasing function of  $C_{mi}$ . If this condition did not hold, we would have a set of increasing and decreasing functions, which makes convergence to a solution questionable.

Sample graphs of the functions in (4) are presented in Fig. 1 for the following values.  $C_{pi} = \{2.5, 1.2, 0.4, 0.35\}$ ,  $T_{pi} = \{0.9, 0.8, 0.6, 0.5\}$ ;  $C_m = 2.0$ ,  $T_m = 0.1$ ;

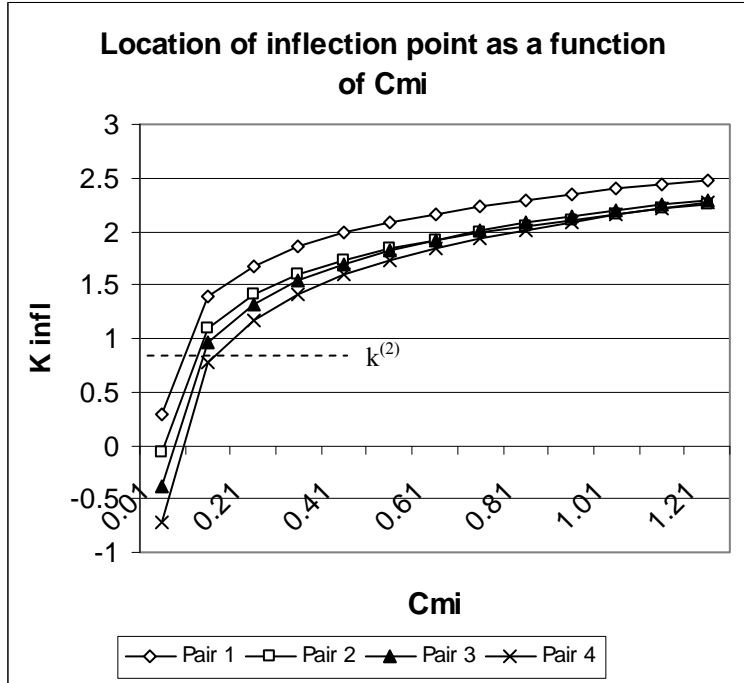


Fig. 1. Dependence of the inflection point's location on the value of  $C_{mi}$  for the different pair functions, we get by splitting  $C_m$ .



The set of values of  $C_{mi}$  is defined uniquely for a given value of  $k^{(2)}$ , as shown in Fig. 1. Each value of  $C_{mi}$  is found this way. We have to equate the second derivative of the pair function  $P_{pim}(k)$ , which is  $P_{pim}^{(2)}(k) = C_{pi} T_{pi}^k \ln^2 T_{pi} - C_{mi} T_m^k \ln^2 T_m$ , to zero, and then find the value of  $C_{mi}$  as follows.

$$C_{mi} = C_{pi} \left( \frac{T_{pi}}{T_m} \right)^{k^{(2)}} \frac{\ln^2 T_{pi}}{\ln^2 T_m} \quad (5)$$

Both functions (4) and (5) are monotonically increasing smooth functions (they are inverse functions relative to each other). The differentials of  $C_{mi}$  and  $k^{(2)}$  are proportional, that is

$$dC_{mi} = C_{pi} \left( \frac{T_{pi}}{T_m} \right)^{k^{(2)}} \frac{\ln^2 T_{pi}}{\ln^2 T_m} \ln \left( \frac{T_{pi}}{T_m} \right) dk^{(2)} \quad (6)$$

It means that if  $k_0^{(2)}$  is such that  $\sum_{i=0}^{i=N} C_{mi} = C_m$ , then  $\lim_{k^{(2)} \rightarrow 0^{(2)}} \sum_{i=0}^{i=N} C_{mi}(k^{(2)}) = C_m$  converges uniformly. This allows us to implement some standard iterative procedure to find the values of  $C_{mi}$  with any predefined accuracy. For instance, we can find an interval  $(k_{10}^{(2)}, k_{20}^{(2)})$  such that  $\sum_{i=0}^{i=N} C_{mi}(k_{10}^{(2)}) - C_m < 0$  and  $\sum_{i=0}^{i=N} C_{mi}(k_{20}^{(2)}) - C_m > 0$  (the second index “0” denotes the number of the iteration) by “trial and error”, using the consideration that a greater value of  $k$  corresponds to a greater value of  $\sum_{i=0}^{i=N} C_{mi}(k^{(2)})$ . In the next iteration, we will divide this interval into two equal intervals and choose the one, at which the boundary values  $\sum_{i=0}^{i=N} C_{mi}(k_{11}^{(2)}) - C_m$  and  $\sum_{i=0}^{i=N} C_{mi}(k_{21}^{(2)}) - C_m$  have different algebraic signs. We will repeat this procedure until at some  $j$ -th iteration the value  $\sum_{i=0}^{i=N} C_{mi}(k_{1j}^{(2)})$  (or  $\sum_{i=0}^{i=N} C_{mi}(k_{2j}^{(2)})$ ) is equal to  $C_m$  with a required accuracy, assuming at this point that  $k_0^{(2)} = k_{1j}^{(2)}$  (or  $k_0^{(2)} = k_{2j}^{(2)}$ ). Other iterative procedures can be used to solve for the  $C_{mi}$ .

It is important to understand the approach, or concept, of adding pi- or mi-functions in such a way that the newly created pair functions will have the same characteristic point (inflection point in the considered case), while creating *no residual functions*. This is a very important difference compared to Lemma 2, when we synchronized the pair functions and obtained residual pi- or mi-functions as a result of this synchronization operation. This new synchronization concept will be used in the following Lemmas, and in the Theorem itself, although sometimes in a more complicated way. However, the general concept, or idea, will remain the same.

The whole procedure is as follows. First, we solve the equation  $\sum_{i=0}^{i=N} C_{mi}(k_0^{(2)}) = C_m$  with respect to  $k_0^{(2)}$ . Then, knowing  $k_0^{(2)}$ , we can find the coefficients  $C_{mi}$ . The fact that the functions

$C_{mi}(k^{(2)})$  are monotonic guarantees the existence of the solution, its uniqueness and the uniform convergence of the iterative procedure to this solution. Any other appropriate numerical iterative method can be used to find this solution.

Thus, we created high pair functions that are synchronized at a single inflection point, from the original high pair function and the positive exponential functions, which are strong functions relative to the mi-function in the original HPF. The sum of these functions preserves the properties of a single high pair function because these functions have the same inflection point. The properties of the total function are as follows.

- it is also a concave function to the left of its inflection point, because every single pair function is a concave function in this domain;
- it has one maximum, being a sum of concave functions that have a maximum to the left of the inflection point;
- it is a convex function to the right of the inflection point, because all of the pair functions we added are convex to the right of the inflection point;
- it has a single inflection point, because each pair function has a single inflection point, and we synchronize the pair functions at a common inflection point.

#### 2.6.1. Corollary 1 of Lemma 3. (Monotonic increase of the total function to the left of an HPF's maximum)

If positive exponential functions  $C_{pi}T_{pi}^k$ ,  $i = 1, 2, \dots, I$ , such that  $T_m < T_{pi} < \infty$ ,  $T_{pi} \neq 1$ , are added to an HPF  $P_{p0m}(k) = C_{p0}T_{p0}^k - C_mT_m^k$ , then the addition of such positive exponential functions creates a total function which monotonically increases to the left of its maximum.

*Proof*

First, we consider the case when  $T_m < T_{pj} < 1$ . According to Lemma 3, the addition of such positive exponential functions  $C_{pj}T_{pj}^k$  creates a total function  $S(k)$ , which is concave to the left of its single inflection point. Here,  $j = 1, 2, \dots, J$  is a subset of the original set  $i = 1, 2, \dots, I$ ,  $J < I$ . Consequently, this function  $S(k)$  is concave to the left of its maximum, which is located to the left of the inflection point (Lemma 2). This means that the function  $S(k)$  is also a monotonically increasing function to the left of its maximum. Since the maximum of an HPF, according to Lemma 2, is always positive, and we add positive functions, then the maximum of the total function is also positive.

The second case is when  $1 < T_{pl} < \infty$  (here  $l = 1, 2, \dots, I - J$ ). The positive functions  $C_{pl}T_{pl}^k$  are monotonically increasing functions, because their bases are greater than one. Adding these functions to the function  $S(k)$  creates a total function that monotonically increases to the left of the maximum of the function  $S(k)$  (Lemma 3). This operation also shifts the maximum of the total function  $S(k) + \sum C_{pl}T_{pl}^k$  to the right (it is a simple consideration based on the values of the functions' first derivatives).

In fact, this function is concave to the left of the maximum of the total function, but we do not need to prove this for our purposes.

This completes the proof of this Corollary.

### 2.6.2. Corollary 2 of Lemma 3

Suppose we have a pair function  $F_{p0m}(k) = C_{p0}T_{p0}^k - C_mT_m^k$  such that  $T_m < 1$ ,  $T_{p0} > 1$ . We add to this function the positive exponential functions  $C_{pi}T_{pi}^k$ ,  $i = 1, 2, \dots, I$ , such that  $T_m < T_{pi}$  and  $T_m < T_{pi} < \infty$ ,  $T_{pi} \neq 1$ . Then the addition of such positive exponential functions creates a total function which monotonically increases to the left of maximum of the function  $F_{p0m}(k)$ .

*Proof*

Let us consider the situation when the set of pi-functions  $C_{pi}T_{pi}^k$  includes functions with bases less than one. Without loss of generality, we can assume that one of these function is  $C_{p1}T_{p1}^k$ . Then we can swap this function and the function  $C_{p0}T_{p0}^k$ , which is included in  $F_{p0m}(k)$ , so that we obtain a function  $F_{p1m}(k) = C_{p1}T_{p1}^k - C_mT_m^k$ , and the set  $C_{pi}T_{pi}^k$ ,  $i = 0, 2, \dots, I$  (note that we skip the index “1”). The function  $F_{p1m}(k)$  is a high pair function, because the bases of its composing functions are less than one. According to Corollary 1 of Lemma 3, the total function created from the sum of this pair function and the set  $C_{pi}T_{pi}^k$ ,  $i = 0, 2, \dots, I$ , monotonically increases to the left of the maximum of the high pair function.

The second scenario, when the set of pi-functions does not include a pi-function with a base of less than one, is trivial. In this case, we have a sum of functions that monotonically increase on the whole domain. The sum of such functions is also a monotonically increasing function. The monotonic behavior of the positive summand functions follows from the fact that the positive exponential functions have bases greater than one. A negative exponential function  $(-C_mT_m^k)$  also increases monotonically, because it has a base of less than one, and its first derivative is positive. That is,  $(-C_mT_m^k)^{(1)} = -C_mT_m^k \ln T_m > 0$ , because in this case  $\ln T_m < 0$ .

Thus, we proved the Corollary.

### 2.7. Lemma 4. Adding strong pi-functions to a sum of synchronized HPFs

Let the high pair functions  $P_{in}(k) = C_{pi}T_{pi}^k - C_{mi}T_{mi}^k$ ,  $i = 1, 2, \dots, N$ , be synchronized at some characteristic point, such as the point of the abscissa intersection, a maximum, or an inflection point, and then added. If we add to this sum the strong positive exponential functions  $C_{qj}T_{qj}^k$ ,  $j = 1, 2, \dots, Q$ ,  $T_{mi} < T_{qj} < 1$  (meaning “strong” with respect to the bases  $T_{mi}$ ), then the addition of these pi-functions does not create an additional extremum or an additional inflection point, and the total function preserves the properties of an HPF. It intersects the abscissa once, has one maximum and one inflection point. It is concave to the left of the inflection point and convex to the right of this inflection point.

*Proof*

We will first add one pi-function  $C_{q1}T_{q1}^k$ . Let us write it as follows.

$$C_{q1}T_{q1}^k = \sum_{i=1}^{i=N} C_{qli}T_{q1}^k \quad (1)$$

Then, we add to each pair function  $P_{in}(k)$  the appropriate function  $C_{qli}T_{q1}^k$ . According to Lemma 3, each such total function  $P_{in}(k) + C_{qli}T_{q1}^k$  will have the properties of an HPF, which means it has one maximum, one inflection point, it is concave to the left of this inflection point, and convex to the right of it. Now, we want to find the values of  $C_{qli}$  such that all functions  $P_{in}(k) + C_{qli}T_{q1}^k$  have the same characteristic point. Suppose this is an inflection point. Note that it will be a new inflection point that is different from the previous point of synchronization of HPFs. The new inflection point will be located to the left of the point where all HPFs have been originally. This follows from the fact that at the original inflection point the second derivative is greater than zero, because we have added a convex function  $C_{qli}T_{q1}^k$  that has a positive second derivative. The only way to reduce the second derivative of the total function to zero is to move it to the left. In this case, the HPF's second derivative will compensate the positive value of the second derivative of pi-function  $C_{qli}T_{q1}^k$ , since the HPF is concave to the left of its inflection point. It means that the second derivative of the total function can be equal to zero only to the left of the previous inflection point, that is the inflection point of the pair function.

So, we have to solve the equation

$$(P_{in}(k) + C_{qli}T_{q1}^k)^{(2)} = 0 \quad (2)$$

(The upper index denotes the second derivative.) Solution of (2) is as follows.

$$C_{qli}(k) = \frac{C_{mi}T_{mi}^k \ln^2 T_{mi} - C_{pi}T_{pi}^k \ln^2 T_{pi}}{T_{q1}^k \ln^2 T_{q1}} \quad (3)$$

A typical graph of this function for  $T_{mi} < T_{q1} < T_{pi}$  is shown in Fig. 1. This function does not have an extremum but it has an inflection point. It monotonically decreases on the whole domain of  $k$ . We are interested in the positive values of  $C_{qli}$  (this is one of the conditions required to prove uniqueness of the solution, otherwise we can have an infinite number of combinations of positive and negative values  $C_{qli}$ ), so our domain is to the left of point where this function intersects the abscissa. This point of intersection is the original common inflection point of the synchronized HPFs, according to (3). (If we assume  $C_{qli}(k) = 0$ , then the numerator in (3) has to be equal to zero, which is the condition that defines the inflection point of a given set of synchronized HPFs.) The properties of the function  $C_{qli}(k)$  can be studied analytically using the following representation.

$$C_{qli}(k) = \frac{C_{mi} \ln^2 T_{mi}}{\ln^2 T_{q1}} \left( \frac{T_{mi}}{T_{q1}} \right)^k - \frac{C_{pi} \ln^2 T_{pi}}{\ln^2 T_{q1}} \left( \frac{T_{pi}}{T_{q1}} \right)^k =$$

$$= a_p t_1^k - a_m t_2^k \quad (4)$$

where  $t_1 < 1$  and  $t_2 > 1$ .

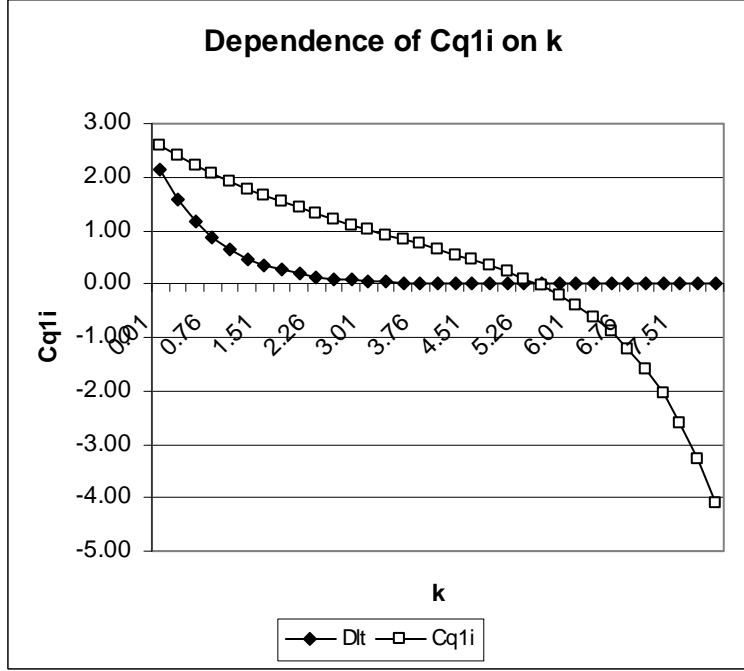


Fig. 1. Function  $C_{qli}$  for  $T_{mi} < T_{q1} < T_{pi}$ . The value of  $Dlt$  corresponds to a pair function presented with the opposite sign.

Function (4) cannot have an extremum because its first derivative is always negative. This fact confirms analytically that this is a monotonically decreasing function on its whole domain.

The monotonic decrease of functions  $C_{qli}(k)$  means that for a given value of  $k$ , all values of  $C_{qli}$  are uniquely defined. A positive increment  $dk$  causes a positive decrement of all values  $C_{qli}$ . It means that an iterative procedure exists that the sequence  $\sum_{i=0}^{i=N} C_{qli}(k_j^{(2)})$  converges uniformly to  $C_{q1}$ ,

that is  $\lim_{k_j^{(2)} \rightarrow k_0^{(2)}} \sum_{i=0}^{i=N} C_{qli}(k_j^{(2)}) = C_{q1}$ . The solution of this equation is unique because of the monotonic decrease of the functions  $C_{qli}$  and the uniform convergence. Thus, the common inflection point  $k_0^{(2)}$  is uniquely defined, and no other solutions are possible, because of the uniform convergence and the monotonic decrease of all functions  $(P_{in}(k) + C_{qli} T_{q1}^k)^{(2)}$ .

As we mentioned already, according to Lemma 3 each such function has only one inflection point. Our goal was to find such values of  $C_{qli}$  that the inflection points for all functions  $(P_{in}(k) + C_{qli} T_{q1}^k)^{(2)}$  coincide. The note above was made to answer the possible question: how do we

know that no other inflection points will appear as a result of adding the pi-function. We are just shifting the function, and all the conditions of Lemma 3 are preserved, which guarantees the uniqueness of the inflection point.

The total function is concave to the left of the inflection point and convex to the right of this point. It has one maximum to the left of the inflection point because it is a sum of concave functions in this domain. The function is convex to the right of the inflection point for all  $k > k_0^{(2)}$  for the same reasons.

We can use the iterative procedure introduced in Lemma 3 to find the values of  $k$  and the numerical values of  $C_{qli}$  with a predefined accuracy. First, we should find the interval  $(k_{10}^{(2)}, k_{20}^{(2)})$  such that  $\sum_{i=0}^{i=N} C_{qli}(k_{10}^{(2)}) - C_{q1} < 0$  and  $\sum_{i=0}^{i=N} C_{qli}(k_{20}^{(2)}) - C_{q1} > 0$  (the second index “0” denotes the number of the iteration) using the consideration that a greater value of  $k$  corresponds to a greater value of  $\sum_{i=0}^{i=N} C_{qli}(k^{(2)})$ . In the next iteration we will divide this interval into two equal intervals and choose the one at which the sums have different algebraic signs. We will repeat this procedure until at some  $j$ -th iteration the value of  $\sum_{i=0}^{i=N} C_{qli}(k_{1j}^{(2)})$  is equal to  $C_{q1}$  with the required accuracy.

We can use other iterative procedures as well. As in Lemma 3, we have to solve the following equation numerically to find the value of  $k_{q1}^{(2)}$ .

$$\sum_{i=0}^{i=N} C_{qli} = C_{q1} \quad (5)$$

where the values of  $C_{qli}(k)$  are defined by (3).

This equation has a unique solution  $k_{q1}^{(2)}$ , because we proved the existence of a unique solution using the monotonic decrease of the functions  $C_{qli}(k)$  in the domain of the solution, and the uniform convergence to this solution.

So, after adding the first pi-function, we have a total function with a single inflection point  $k_{q1}^{(2)}$ . At this inflection point, the second derivative of the sum of each pair function and the appropriate portion of the pi-function is equal to zero. That is

$$C_{pi} T_{pi}^{k_{q1}^{(2)}} \ln^2 T_{pi} - C_{mi} T_{mi}^{k_{q1}^{(2)}} \ln^2 T_{mi} + C_{qli} T_{q1}^{k_{q1}^{(2)}} \ln^2 T_{q1} = 0 \quad (6)$$

where  $C_{qli}$  are defined by (3) for  $k_{q1}^{(2)}$  found from (5).

The function itself is defined as follows.

$$S_{in1} = P_{in}(k) + C_{qli} T_{q1}^k = C_{pi} T_{pi}^k - C_{mi} T_{mi}^k + C_{qli} T_{q1}^k$$

The next step is to add the second pi-function  $C_{q2i}T_{q2i}^k$ . When we add some portion  $C_{q2i}T_{q2i}^k$  of this function to the previously defined function  $S_{in1}$ , this addition will result in a new inflection point for the function

$$S_{in2}(k) = C_{pi}T_{pi}^k - C_{mi}T_{mi}^k + C_{qli}T_{q1}^k + C_{q2i}T_{q2}^k \quad (7)$$

Here, index “2” in the notation  $S_{in2}$  denotes the addition of two pi-functions.

The new inflection point will be displaced to the left of the inflection point of the previous function  $S_{in1}$ . The reasons for this displacement have been described above, when we added the first positive function to the original pair function. The values of  $C_{q2i}$  should be such that the displacement of the inflection point is the same for all functions  $S_{in2}$ . The second derivatives of the functions  $S_{in2}(k)$  are equal to zero at this inflection point. Solving such an equation with respect to  $C_{q2i}$ , we obtain the following.

$$C_{q2i}(k) = \frac{C_{mi}T_{mi}^k \ln^2 T_{mi} - C_{pi}T_{pi}^k \ln^2 T_{pi} - C_{qli}T_{q1}^k \ln^2 T_{q1}}{T_{q2}^k \ln^2 T_{q2}} \quad (8)$$

We can transform (8) as follows to explicitly show that this is a sum of the following exponential functions.

$$C_{q2i}(k) = - \left[ \frac{C_{pi} \ln^2 T_{pi}}{\ln^2 T_{q2}} \left( \frac{T_{pi}}{T_{q2}} \right)^k - \frac{C_{mi} \ln^2 T_{mi}}{\ln^2 T_{q2}} \left( \frac{T_{mi}}{T_{q2}} \right)^k + \frac{C_{qli} \ln^2 T_{q1}}{\ln^2 T_{q2}} \left( \frac{T_{q1}}{T_{q2}} \right)^k \right] \quad (9)$$

Depending on the relative values of  $T_{pi}$ ,  $T_{mi}$ ,  $T_{q1}$  and  $T_{q2}$ , the bases of the functions in the square brackets can be less than or greater than one. However, all of these scenarios are covered by Corollaries 1 and 2 of Lemma 3 that describe the behavior of (9) to the left of the abscissa intersection point. These Corollaries state that the total function in the square brackets monotonically increases to the left of this point. Given the minus sign in front of the square brackets, it means that the function monotonically decreases to the left of the abscissa intersection point.

First we have to solve the following equation with respect to  $k_2^{(2)}$ , which is the common inflection point of all functions  $S_{in2}$ .

$$\sum_{i=1}^{i=l} C_{q2i}(k) = C_{q2} \quad (10)$$

Then, knowing  $k_2^{(2)}$ , we can find the values of  $C_{q2i}$  using (9).

Let us denote the inflection point of  $S_{in1}(k)$  as  $k_1^{(2)}$  (this is the previous function  $S_{in1}$ , which is the sum of the pair function and one pi-function). So, as we showed above, all functions  $C_{q2i}(k)$

are equal to zero at the point  $k_1^{(2)}$ , and they are monotonically decreasing functions to the left of this point. The monotonicity of the functions  $C_{q2i}(k)$  means that the solution of (10) exists and is unique, and that the appropriate iterative procedure uniformly converges to this solution. This is the same consideration as we used in Lemma 3 to prove the uniqueness of the solution and uniform convergence to it. We also used similar considerations above when we added the first pi-function to our pair function. So, we will not elaborate on this issue here.

Similarly, we can add the third, the fourth and so on pi-functions  $C_{q3}, C_{q4}, \dots, C_{qQi}$ . Let us write the formulas for finding the values of  $C_{qQi}$  in the case when we add  $Q$  positive functions  $C_{qn}T_{qn}^k$ . The formula is as follows.

$$C_{qQi}(k) = - \left[ \frac{C_{pi} \ln^2 T_{pi}}{\ln^2 T_{qQ}} \left( \frac{T_{pi}}{T_{qQ}} \right)^k - \frac{C_{mi} \ln^2 T_{mi}}{\ln^2 T_{qQ}} \left( \frac{T_{mi}}{T_{qQ}} \right)^k + \sum_{l=1}^{Q-1} \frac{C_{qli} \ln^2 T_{ql}}{\ln^2 T_{qQ}} \left( \frac{T_{ql}}{T_{qQ}} \right)^k \right] \quad (11)$$

Here, as before, we first have to find the appropriate value of  $k_Q^{(2)}$ , which corresponds to the common inflection point of all functions  $S_{inQ}$ . We can do this by solving the equation

$$\sum_{i=1}^{i=I} C_{qQi}(k) = C_{qQ} \quad (12)$$

Then, by substituting the value of  $k_Q^{(2)}$  into (11), we can find the values of  $C_{qQi}(k_Q^{(2)})$ .

According to Corollaries 1 and 2 of Lemma 3, the function in the brackets in (11) (which is the sum of the pair function  $\frac{C_{pi} \ln^2 T_{pi}}{\ln^2 T_{qQ}} \left( \frac{T_{pi}}{T_{qQ}} \right)^k - \frac{C_{mi} \ln^2 T_{mi}}{\ln^2 T_{qQ}} \left( \frac{T_{mi}}{T_{qQ}} \right)^k$  and  $(Q - 1)$  pi-functions) monotonically increases to the left of the abscissa intersection point. The minus sign in front of the square brackets transforms it into a monotonically decreasing function in this interval. All of the  $I$  functions in the square brackets intersect the abscissa at the same point  $k_{Q-1}^{(2)}$ , which corresponds to the inflection point of the functions  $C_{q,Q-1,i}(k)$ ,  $i = 1, \dots, I$ .

Similarly to equation (10), we need to prove that equation (12) has a unique solution, and that an iterative procedure uniformly converges to this solution. To do this, we just have to repeat the steps in the case of adding two positive functions. It then follows that the appropriate iterative procedure to solve (12) with regard to  $k$  uniformly converges to this unique solution, and that the set of coefficients  $C_{qQi}$  is uniquely defined. The final function  $S_{inQ}(k)$  is then defined as follows.

$$S_{inQ}(k) = C_{pi}T_{pi}^k - C_{mi}T_{mi}^k + \sum_{j=1}^Q C_{qji}T_{qj}^k \quad (13)$$

The proof for the cases when the characteristic point is an abscissa intersection point or an extremum is very similar. For instance, if we use an extremum as the point of synchronization, then in all previous formulas  $\ln^2 T$  should be replaced by  $\ln T$ . If we synchronize our functions at an



abscissa intersection point, then  $\ln T$  will be absent. In fact, this is when we encounter a fundamental property of exponential functions - that their derivatives have the same properties as the functions themselves, because the derivatives are also exponential functions with the same base, but different coefficients.

Thus, we proved the Lemma.

### 2.7.1. Corollary 1 of Lemma 4

Let us assume that the low pair functions  $P_{in}(k) = C_{pi}T_{pi}^k - C_{mi}T_{mi}^k$ ,  $i = 0, 1, 2, \dots, I$  are synchronized at a characteristic point such as an abscissa intersection, point of extremum, or an inflection point, or some other point, and added. If we add to this sum the strong negative exponential functions  $(-C_{qn}T_{qn}^k)$ ,  $n = 1, 2, \dots, Q$ , such that  $T_{pi} < T_{qn}$ , then the total function has all the properties of a low pair function.

*Proof*

This consequence follows from the fact that we can mirror the conditions of Lemma 4 with respect to the abscissa. The high pair functions are replaced by the low pair functions, and the positive functions are replaced by the negative functions. For instance, the final formula for the Q-th negative function, when we synchronize the pair functions at an inflection point, is as follows.

$$C_{qQi}(k) = \frac{C_{pi} \ln^2 T_{pi}}{\ln^2 T_{qQ}} \left( \frac{T_{pi}}{T_{qQ}} \right)^k - \frac{C_{mi} \ln^2 T_{mi}}{\ln^2 T_{qQ}} \left( \frac{T_{mi}}{T_{qQ}} \right)^k - \sum_{l=1}^{Q-1} \frac{C_{qli} \ln^2 T_{ql}}{\ln^2 T_{qQ}} \left( \frac{T_{ql}}{T_{qQ}} \right)^k \quad (13)$$

### 2.7.2. Corollary 2 of Lemma 4

Let us assume that the low pair functions  $P_{in}(k) = C_{pi}T_{pi}^k - C_{mi}T_{mi}^k$ ,  $i = 0, 1, 2, \dots, I$  are synchronized at the point of abscissa intersection and added. If we add to this sum the strong negative exponential functions  $(-C_{qn}T_{qn}^k)$ ,  $n = 1, 2, \dots, Q$  such that  $T_{pi} < T_{qn}$ , then the total function has all the properties of a low pair function, that is the total function has one abscissa intersection point, one minimum, and one inflection point; the function is convex to the left of the inflection point and concave to the right of this point.

*Proof*

This result follows from Corollary 1 of this Lemma, where the general characteristic point is replaced by the abscissa intersection point.

## 2.8. Lemma 5. Adding weak positive functions to an LPF

If we add the weak positive functions  $C_{pi}T_{pi}^k$  ( $i = 0, 1, \dots, N$ ) to a low pair function  $P_0(k) = C_{p0}T_{p0}^k - C_mT_m^k$ , such that  $T_{pi} < T_m$ , then the total function can be presented as a sum of low pair functions synchronized at a characteristic point.

*Proof of Lemma*

We can represent the total function as follows.

$$S(k) = \sum_{i=0}^{i=N} (C_{pi}T_{pi}^k - C_{mi}T_m^k) \quad (1)$$

where  $\sum_{i=0}^{i=N} C_{mi} = C_m$ .

The coefficients  $C_{mi}$  have to be chosen in such a way that all LPFs in (1) have the same characteristic point. Let it be the inflection point for certainty, but an abscissa intersection point or the minimum can be used as well. The proof is similar.

The condition  $T_{pi} < T_m$  guarantees that all functions we create are low pair functions, according to the definition of an LPF. The inflection point of each pair function can be found by equating its second derivative to zero and solving this equation with respect to  $k$ . The second derivative is equal to

$$S^{(2)}(k) = \sum_{i=0}^{i=N} (C_{pi}T_{pi}^k \ln^2 T_{pi} - C_{mi}T_m^k \ln^2 T_m) \quad (2)$$

Then, the inflection point is defined as follows for each LPF.

$$k_i^{(2)}(C_{mi}) = \frac{\ln\left(\frac{C_{mi} \ln^2 T_m}{C_{pi} \ln^2 T_{pi}}\right)}{\ln^2\left(\frac{T_{pi}}{T_m}\right)} \quad (3)$$

The values of  $C_{mi}$  can be found by equating each function from (2) to zero, and solving the equation with respect to  $C_{mi}$ .

$$C_{mi}(k^{(2)}) = C_{pi} \left(\frac{T_{pi}}{T_m}\right)^{k^{(2)}} \frac{\ln^2 T_{pi}}{\ln^2 T_m} \quad (4)$$

The graphs of these functions are similar to ones presented in Fig. 1 in Lemma 3. These are monotonically increasing functions. So, for a given value of  $k^{(2)}$ , a unique combination of the

values  $C_m^{(i)}$  exists such that  $\sum_{i=0}^{i=N} C_{mi} = C_m$ . For any sequence of values  $k_f$  that converge to  $k_0^{(2)}$ , which corresponds to a solution, the appropriate sequence of the values  $C_{mi}^{(f)}$  converges uniformly to  $C_m$ . We can write this as  $\lim_{k^{(2)} \rightarrow k_0^{(2)}} \sum_{i=0}^{i=N} C_{mi}(k^{(2)}) = C_m$ .

The value  $k_0^{(2)}$  itself can be found from the equation  $\sum_{i=0}^{i=N} C_{mi} = C_m$ , that is

$$\sum_{i=0}^N C_{pi} \left( \frac{T_{pi}}{T_m} \right)^{k_0^{(2)}} \frac{\ln^2 T_{pi}}{\ln^2 T_m} = C_m \quad (5)$$

As we discussed previously, this equation has a unique solution. Thus, we proved the Lemma.

### 2.8.1. Corollary 1 of Lemma 5

If we add to a low pair function  $P_0(k) = C_{p0}T_{p0}^k - C_mT_m^k$  the weak positive functions  $C_{pi}T_{pi}^k$  ( $i = 1, \dots, N$ ) such that  $T_{pi} < T_m$ , then the total function can be presented as a sum of the low pair functions synchronized at the abscissa intersection point.

*Proof*

Proof of this consequence is very similar to what we did in case of an inflection point. The formulas will be the same, just the square of the logarithmic function will be absent.

### 2.8.2. Corollary 2 of Lemma 5

If we add to a low pair function  $P_0(k) = C_{p0}T_{p0}^k - C_mT_m^k$  the positive functions  $C_{pi}T_{pi}^k$  ( $i = 1, \dots, N$ ) such that  $T_{pi} < T_m$ , then the total function can be represented as a sum of low pair functions synchronized at a minimum.

*Proof*

The proof of this consequence is very similar to what we did for the inflection point in the proof of the Lemma. We have to substitute the second derivative by the first derivative, that is

$$S^{(1)}(k) = \sum_{i=0}^{i=N} (C_{pi}T_{pi}^k \ln T_{pi} - C_{mi}T_m^k \ln T_m) \quad (6)$$

Accordingly

$$k_i^{(1)}(C_{mi}) = \frac{\ln\left(\frac{C_m^{(i)} \ln T_m}{C_{pi} \ln T_{pi}}\right)}{\ln\left(\frac{T_{pi}}{T_m}\right)} \quad (7)$$

This is a monotonically decreasing function, because  $T_{pi} < T_m$  and the logarithmic function in the denominator is negative. The values of  $C_{mi}$  can be found by equating the first derivative of each LPF from (6) to zero and solving the equation. The result is as follows.

$$C_{mi} = C_{pi} \left( \frac{T_{pi}}{T_m} \right)^{k_0^{(1)}} \frac{\ln T_{pi}}{\ln T_m} \quad (8)$$

The same considerations we used in the proof of Lemma to show existence of a unique solution of (8), and the uniform convergence to this unique solution, are entirely applicable in this case. The final equation used to find the value of  $k_0^{(1)}$  from (8) is as follows.

$$\sum_{i=0}^N C_{pi} \left( \frac{T_{pi}}{T_m} \right)^{k^{(2)}} \frac{\ln T_{pi}}{\ln T_m} = C_m \quad (9)$$

The existence of the solution and its uniqueness proves this consequence.

## 2.9. Lemma 6. Equivalency of the sums of exponential functions and their derivatives

### Lemma 6

Derivatives of the sums of exponential functions of any order have, in general, the same properties as the sums of the exponential functions themselves.

### Note

When we say “the same properties” we mean the same properties in general, not those of a sum of particular exponential functions. For instance, the general theorem states that sums of exponential functions intersect the abscissa no more than two times. However, in a particular case it can happen that the original sum does not intersect the abscissa, while its first derivative intersects abscissa at two points.

### Proof

Let us consider the first derivative of a pair function.

$$P(k) = C_p T_p^k - C_m T_m^k \quad (1)$$

The first derivative is equal to

$$P^{(1)}(k) = C_p T_p^k \ln T_p - C_m T_m^k \ln T_m \quad (2)$$

If we denote  $C_{p1} = C_p \ln T_p$  and  $C_{m1} = C_m \ln T_m$ , then (2) can be rewritten as follows.

$$P_1(k) = C_{p1} T_p^k - C_{m1} T_m^k \quad (3)$$

In fact, (3) represents just another pair function, with the same bases as the original pair function (1), but with different coefficients. In this particular case, the original pi-function and the mi-function swap their bases due to the logarithm being negative, but all the properties of a pair function remain in place. This transformation effectively converts the original HPF into an LPF. So, the first derivative of a pair function is also a pair function of the opposite type, if we consider an LPF and an HPF to be opposite types of pair functions.

Similarly, we can find the first derivative of the function (3), which is the second derivative of the original pair function (1). A double transformation of the function coefficients converts the second derivative of the function (1) into a pair function of the same type (an HPF or an LPF). It is evident that this way we can find the derivative of any order, and it will also be a pair function.

Applying the principle of mathematical induction, we can prove the validity of this statement for the derivative of any order. Let us assume that the proposition is true for the derivative of  $n$ -th order, that is

$$P^{(n)}(k) = C_{pn} T_p^k - C_{mn} T_m^k \quad (4)$$

Then

$$P^{(n+1)}(k) = C_{pn} T_p^k \ln T_p - C_{mn} T_m^k \ln T_m = C_{p,n+1} T_p^k - C_{m,n+1} T_m^k \quad (5)$$

where  $C_{p,n+1} = C_{pn} \ln T_p$  and  $C_{m,n+1} = C_{mn} \ln T_m$ . So, the proposition is valid for the  $(n + 1)$ -st derivative. This, according to the principle of mathematical induction, proves the proposition that the derivative of a pair function of any order is also a pair function.

A similar consideration is valid for the derivative of any order of a sum of exponential functions. It means that these derivatives are also sums of exponential functions. Let us consider the following sum of exponential functions.

$$S(x) = \sum_{j=0}^{j=N} C_j a_j^x \quad (6)$$

Then

$$S^{(1)}(x) = \sum_{j=0}^{j=N} C_j a_j^x \ln a_j = \sum_{j=0}^{j=N} C_{j1} a_j^x$$

where  $C_{j1} = C_j \ln a_j$ .

So, the first derivative is also a sum of exponential functions. Assuming that the proposition is true for the  $n$ -th derivative, and applying the principle of mathematical induction as we did for the pair function, we can prove that the proposition is valid for the derivative of any order. This completes the proof of the Lemma.

### 3. The theorem

#### 3.1. A proof of the theorem

##### *Theorem*

A sum of exponential functions can have a maximum of two points at which it intersects the abscissa, two extremums and two inflection points. Each subsequent derivative of this sum can be equal to zero no more than two times.

##### *Proof*

Suppose we have a sum of exponential functions  $Z(k) = \sum_{j=0}^N F_j t_j^k$ , where  $k$  is a real number. Let us consider the equation

$$\sum_{j=0}^N F_j t_j^k + A = 0$$

Here,  $A$  is a real-valued constant, and  $j$  is an integer-valued index. All other numbers are real-valued, with  $t_j > 0$ . We do not know the value of  $k$ .

We will perform the following transformation to normalize the values of  $\{t_j\}$ . First, we rearrange the terms of  $Z(k)$  in descending order of the bases  $\{t_j\}$ , so that  $t_0 > t_1 > t_2 > \dots > t_{N-1} > t_N$ , and the maximum value is  $t_0 = \max\{t_j\}$ . We assume that the value of  $F_0$  (this is the coefficient corresponding to the base of  $t_0$ ) is positive. If this is not so, then we can multiply both sides of the equation by  $(-1)$ , so that it is transformed into  $(-\sum_{j=0}^N C_j t_j^k - A = 0)$ , and replace all  $\{F_j\}$  by  $\{-F_j\}$ . This substitution does not affect generality nor does it change the equation's solutions. So, we can assume that  $F_0 > 0$ . We can then transform our equation as follows.

$$\sum_{j=0}^{j=N} F_j t_j^k = \sum_{j=0}^{j=N} (t_0 + \delta)^k \left[ F_j \left( \frac{t_j}{t_0 + \delta} \right)^k \right] = (t_0 + \delta)^k \sum_{j=0}^{j=N} F_j T_j^k \quad (1)$$

Here,  $\delta > 0$  is small compared to  $t_0$ ;  $T_j = \left( \frac{t_j}{t_0 + \delta} \right)$ . This way we make all of the bases  $T_j$  less than one. If  $t_0 < 1$ , then we do not need to do this transformation.

First, we will analyze the properties of the function  $S(x) = \sum_{j=0}^{j=N} F_j T_j^k$ . The properties of the function  $(t_0 + \delta)^k$  are known. We will combine both functions later to explore solutions of the original equation. The transformation we have done guarantees that the following relationship is true.

$$1 > T_0 > T_1 > T_2 > \dots > T_{N-1} > T_N > 0$$

Let us consider the following set of  $T_j$ 's that corresponds to the appropriate exponential functions.

$$\{T_{pi}, T_{mi}\} \quad (2)$$

Note that the term  $T_{p0}$  is first as the term with the greatest value. The set (2) is sorted in descending order from left to right. The index “ $p$ ” corresponds to the exponential functions  $F_j T_j^k$  with positive values of  $F_j$ , and the index “ $m$ ” corresponds to the exponential functions with negative values of  $F_j$ . As the reader should remember, we call these functions as positive and negative exponential functions, or pi-functions and mi-functions. The coefficients  $F$ , and the coefficients  $C$ , introduced later, are presented as their absolute values, while their algebraic signs are indicated explicitly as before, when we considered pair functions.

A function with a greater base is called a “strong” function with respect to other functions that have smaller bases. Accordingly, a function with a smaller base comparing to other functions is called a “weak” function. These terms reflect the fact that the “strong” function eventually dominates the sum of exponential functions when  $k \rightarrow \infty$ . When  $k \rightarrow -\infty$ , the reverse situation occurs. Namely, the weak function becomes dominant.

An example of a sorted set of base values is as follows.

$$\{T_{p0}, T_{p1}, T_{m0}, T_{m1}, T_{p2}, \dots, T_{mM}, T_{pq}, T_{p,q+1}, \dots, T_{pP}\} \quad (3)$$

First, we will create two sets of low pair functions (LPFs). We will explain the creation process using a particular set of the bases represented in (3). However, the process of creating the set is of a general nature. If the last terms in (3) correspond to mi-functions, then we do not create the first set of LPFs.

The first set is created from the functions that correspond to terms  $T_{mM}, T_{pq}, T_{p,q+1}, \dots, T_{pP}$ . Here, the term  $T_{mM}$  is associated with a strong function, which in this particular case is a mi-function. Let the first function of the set be  $P_{PM}(k) = F_{pP} T_{pP}^k - F_{mM} T_{mM}^k$ , which is by definition is an LPF because  $T_{mM} > T_{pP}$ . Now, we have to add the pi-functions corresponding to the terms  $T_{pq}, T_{p,q+1}, \dots, T_{p,P-1}$ . According to Corollary 1 of Lemma 5, the pair function  $P_{PM}(k)$  and these pi-

functions can be combined in such a way that they become a sum of LPFs synchronized at a point of abscissa intersection, without any residual functions. Suppose we have  $N=P - q+1$  such LPFs. Then the Set 1 can be represented as follows.

$$S1 = \sum_{i=1}^{i=N} P_{iM}(k) = \sum_{i=q}^{i=P} (F_{pi} T_{pi}^k - F_{mM}^{(i)} T_{mM}^k) \quad (4)$$

Here, we split the mi-function  $F_{mM} T_{mM}^k$  and couple it with the appropriate pi-functions with bases  $T_{pq}, T_{p,q+1}, \dots, T_{p,p-1}$ , in order to create LPFs synchronized at the same point. Let us denote the synchronization point of these LPFs as  $k_{s1}^{(0)}$  (this is the point where all functions intersect the abscissa).

The second set of LPFs is created from the functions that correspond to the terms  $T_{m0} T_{m1}, T_{p2}, \dots, T_{p,q-1}, T_{m,M-1}$ . Here, the number of pi-functions and mi-functions can be different, of course. For instance, if the number of pi-functions is less than the number of mi-functions, then some of the pi-functions have to be represented as the sum of two or more pi-functions with the same base, in order to match the number of mi-functions. For instance, we can represent one of the pair functions as  $F_{p2} T_{p2}^k = F_{p2}' T_{p2}^k + F_{p2}'' T_{p2}^k$ , where  $F_{p2} = F_{p2}' + F_{p2}''$ , and, accordingly, the following LPFs can be created:  $P_{20}(k) = F_{p2}' T_{p2}^k - F_{m0} T_{m0}^k$  and  $P_{21}(k) = F_{p2}'' T_{p2}^k - F_{m1} T_{m1}^k$ .

According to Lemma 2, all of these pair functions can be synchronized at a point where they intersect the abscissa, by adjusting the values of  $F_{mi}$ , where  $i = 0, 1, \dots, M-1$ . Note that it should be the point that corresponds to a maximum value among all intersection points for each included LPF, according to the aforementioned Lemma. Let us assume that this value is equal to  $k_{s2}^{(0)}$ .

We will assume that the number of LPFs in Set 2 is equal to the number of pi-functions or mi-functions, whichever is greater. In fact, it can be an even greater number, if we decide to create more pair functions for some reasons by splitting the single pi-functions or mi-functions into several functions. We will not discuss the reasons for doing so. The purpose of creating additional pair functions does not reduce the generality of the approach. Suppose that the number of LPFs in Set 2 is equal to  $M$ . Then Set 2 is defined as follows.

$$S2 = \sum_{l=0}^{l=M-1} (F_{p,l+2} T_{p,l+2}^k - \bar{F}_{ml} T_{ml}^k) \quad (5)$$

Now we have two sets of LPFs. The remaining terms in sequence (3), which are the pi- or mi-functions that are not included into our sets of LPFs, are as follows:  $T_{m0} T_{m1}, \dots, T_{m,M-1}$ . According to Lemma 2, their new coefficients satisfy the condition  $F_{m0}' \leq F_{m0}; F_{m1}' \leq F_{m1}; \dots; F_{m,M-1}' \leq F_{m,M-1}$ , where  $F'$  denotes the residual coefficients left after the subtraction of the adjusted value  $\bar{F}$  from the original values  $F$ , obtained after synchronization. That is  $F_{ml}' = F_{ml} - \bar{F}_{ml}$ . All of the values  $F'$  are positive, according to Lemma 2.

Both sets are synchronized at their largest points of abscissa intersection (meaning the value of the abscissa intersection points of each pair function included into set). That is, the Set 1 at the point  $k_{s1}^{(0)}$ , and the Set 2 at the point  $k_{s2}^{(0)}$ . We will change the coefficients of the LPFs in these sets in such a way that the LPFs from both sets will intersect the abscissa at the same point. If



$k_{s1}^{(0)} > k_{s2}^{(0)}$ , then we adjust coefficients of mi-functions in Set 2, in order to move the whole set to the right, so that the abscissa intersection point of Set 2 coincides with the abscissa intersection point of Set 1. If  $k_{s1}^{(0)} < k_{s2}^{(0)}$ , then we adjust the coefficients of mi-functions in Set 1 to move the abscissa intersection point to the right, that is to  $k_{s2}^{(0)}$ . We can do this according to Lemma 2. The result of these operations will be such that the sequence (3) will include the following terms:

$$T_{p0}, T_{p1}, T_{m0}T_{m1}, \dots, T_{mM} \quad (6)$$

(Here, the mi-function that corresponds to the base  $T_{mM}$  could appear if we move the Set 1 instead of the Set 2. So, let it be included into our considerations for generality.)

The terms in (6) correspond to the pi-functions  $T_{p0}, T_{p1}$ , and mi-functions  $T_{m0}T_{m1}, \dots, T_{mM}$ . The term  $T_{mM}$  can be absent if we synchronized the sets at  $k_{s1}^{(0)}$ , so that this term has been completely redistributed among the LPFs of Set 1. The coefficients of mi-functions, associated with the terms in sequence (6), have been changed during the adjustment process (either in Set 1 or in Set 2). Let us assume that the more general scenario of moving Set 2 has been required to make the functions from both sets to coincide at the point of abscissa intersection. Then, the new adjusted coefficients  $C$  will satisfy the following relationship:  $\bar{C}_{m0} \leq \bar{F}_{m0}; \bar{C}_{m1} \leq \bar{F}_{m1}; \dots; \bar{C}_{m,M-1} \leq \bar{F}_{m,M-1}$ , where  $\bar{C}$  denote the new coefficients after moving Set 2 of LPFs to the right. The pi-functions, which relate to  $T_{p0}, T_{p1}$ , have been left unchanged. So, the set of coefficients corresponding to the single pi- or mi-functions (which are still not included into the two sets of pair functions after this two-stage adjustment procedure) can be written as follows:

$$C_{p0}, C_{p1}, C_{m0}, C_{m1}, \dots, C_{mM}$$

where  $C = \bar{F} - \bar{C} + F'$ .

We assume that  $F_{p0} = C_{p0}, F_{p1} = C_{p1}$  (in order to use uniform notation). We do the same substitution for the functions from Set 1.

The next step is to add the mi-functions, which correspond to the bases  $T_{m0}T_{m1}, \dots, T_{mM}$ , to the combined and synchronized sum of all LPFs from both sets. According to Corollary 2 of Lemma 4, this addition does not change the features of the original function, so that the new function will look similar to an LPF. It will have one inflection point, will be convex to the left of the inflection point, concave to the right of this point, and intersect the abscissa once. The total function will be composed of functions that intersect the abscissa at the same point, and so the total function intersects the abscissa at the same point. Each summand function is defined as follows.

$$S_i(k) = C_{p,i+2}T_{p,i+2}^k - C_{mi}T_{mi}^k - \sum_{l=1}^Q C_{qli}T_{ql}^k \quad (7)$$

where  $Q$  is the number of mi-functions we have to add to the sum of the LPFs; according to the transformations above  $Q = M + 1$ , which is the number of the mi-functions to be added to the pair functions included in Set 1 and Set 2, and  $i = 0, 1, \dots, M + N$  is the total number of LPFs in both sets.

The reader has to know Lemma 4 thoroughly to understand this transition. In fact, (7) is the LPFs' version of equation (13) in Lemma 4, which has been derived for HPFs.

The total function is defined as follows.

$$S_{LM} = \sum_{i=0}^{i=N+M} S_i(k) \quad (8)$$

According to Lemma 4, all these functions intersect the abscissa at the same point according to Lemma 4, say  $k_0^{(0)}$ .

The next step is to add the pi-functions associated with the terms  $T_{p0}$  and  $T_{p1}$  to (8). These terms satisfy the condition  $T_{p0} > T_{p1}$ . We will add one function at a time, beginning with the one associated with the term  $T_{p1}$ , that is with the weaker function. However, this function is strong relative to all functions included in the total function  $S_{LM}$ . Adding the weak function first, so that the condition  $T_{p0} > T_{p1}$  is fulfilled, is important. Otherwise, we will get a function with a base of greater than one. It is not a serious obstacle, of course. Similarly to Corollary 1 of Lemma 3, we can use functions bases greater than one, but it is more convenient if the function's base is less than one.

We will split this pi-function between the functions  $S_i(k)$  defined by (7). We will choose the coefficients  $C_{pli}$  in such a way that each addition will shift the point of the abscissa intersection for each function  $S_i(k)$  by the same amount. In this case, we can guarantee that the total function will also intersect the abscissa at the same point. So, using (7), we can write the following formula for each composing function.

$$S_{Tli}(k) = S_i(k) + C_{pli} T_{p1}^k = C_{p,i+2} T_{p,i+2}^k - C_{mi} T_{mi}^k - \sum_{l=1}^Q C_{qli} T_{ql}^k + C_{pli} T_{p1}^k \quad (9)$$

where index “T” relates to the total function.

For known values of  $C_{pli}$ , the total function is defined in the following way.

$$S_{T1} = \sum_{i=0}^{i=N+M} S_{Tli}(k) \quad (10)$$

However, we have to find first the value of  $k_1^{(0)}$  that corresponds to a common point of abscissa intersection for the functions  $S_{Tli}(k)$ , and then find the values of  $C_{pli}$  using the value of  $k_1^{(0)}$ . Then, we can equate (9) to zero, and find the values of  $C_{pli}$  as follows.

$$C_{pli} = - \left[ C_{p,i+2} \left( \frac{T_{p,i+2}}{T_{p1}} \right)^k - C_{mi} \left( \frac{T_{mi}}{T_{p1}} \right)^k - \sum_{l=1}^Q C_{qli} \left( \frac{T_{ql}}{T_{p1}} \right)^k \right] \quad (11)$$

These values have to satisfy the condition

$$\sum_{i=0}^{i=N+M} C_{pli}(k_1^{(0)}) = C_{pl} \quad (12)$$

Using an iterative procedure similarly to the one described in Lemma 4, we can find the value of  $k_1^{(0)}$  from (12). Note that all exponential functions in (11) have a base of less than one because  $T_{pl}$  is a strong base relative to all other functions' bases in (11). The function in the square brackets is a sum of LPFs and mi-functions. According to Corollary 2 of Lemma 4, this is a function with an LPF-like form, that is it has one minimum, and one inflection point; it is a monotonically decreasing function to the left of its minimum, and a monotonically increasing function to the right of its minimum. This function is also convex to the left of the inflection point and concave to the right of it. The minus sign in front of the square brackets transforms it into a function with an HPF-like form. The graph of a function defined by (11) is shown in Fig. 1. Each of those functions intersects the abscissa at the same point  $k_0^{(0)}$  (this is how these functions were created in Lemma 4). Our goal is to find the value of  $C_{pli}$  for each function  $S_{Tli}(k)$ , such that (12) is fulfilled, and all functions  $S_{Tli}(k)$  intersect the abscissa at the same point.

However, unlike in the previous Lemmas which deal with incremental addition of pi- or mi-functions when the solution  $k_1^{(0)}$  is unique, we may now have two, or one, or no solutions for the same of value  $C_{pli}$ , as the graphs in Fig. 1 shows.

The values of  $C_{pli}$  can be found as follows. First, we have to solve the equation (12) in order to find the value of  $k_1^{(0)}$ . Then, knowing  $k_1^{(0)}$ , we find each  $C_{pli}$  using (11).

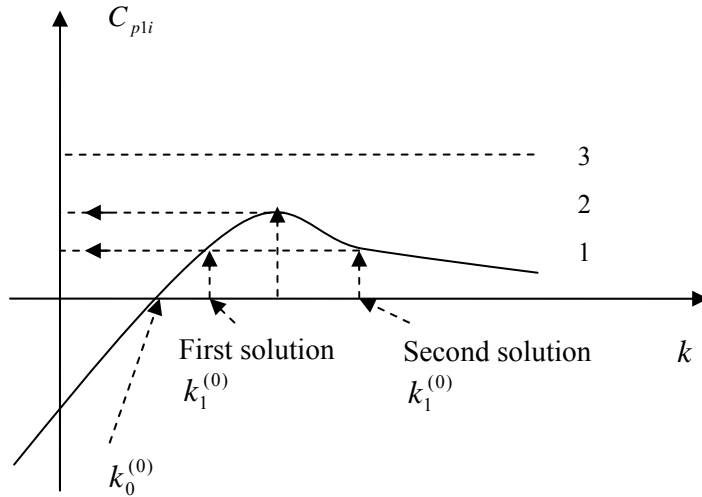


Fig. 1. Adding the pi-function and finding the values of  $C_{pli}$ . The numbers denote the scenarios with two, one and no solutions for equation (11), accordingly.

However, until now we provided a graphical illustration and considerations with regard to the possible multiplicity of solutions for one function  $S_{T_{li}}(k)$ , as presented in Fig. 1. In fact, we are solving equation (12) for the total function  $S_{T_1} = \sum_{i=0}^{i=N+M} S_{T_{li}}(k)$ , and the note above regarding the number of possible solutions is not directly applied to the function  $S_{T_1}(k)$ . So, we have to prove that the total function  $C_{p1}(k) = \sum_{i=0}^{i=N+M} C_{pli}(k)$  has the same number of solutions. In other words, that it has the same form as the graph in Fig. 1.

It turns out that this proposition is true, and that the total function has the same properties as each function  $C_{pli}(k)$ . This can be proved as follows. HPFs, defined by (11), can be synchronized at their maximum points by adjusting the values of  $C$  coefficients of pi-functions that compose the HPFs (Lemma 2). The remainders will be pi-functions with bases that are greater than the smallest base among all mi-functions included into HPFs (Lemma 2). According to Lemma 4, the addition of pi-functions to the sum of synchronized functions does not change the features of the resulting function. The features will be similar to ones of an HPF. So, our function  $C_{p1}(k)$  also has one maximum, one inflection point, it is concave to the left of the inflection point, and convex to the right of this point; it monotonically increases to the left of its maximum, and monotonically decreases to the right of its maximum. Thus, equation (12) can have two, or one, or no solutions, because all considerations with regard to a single function  $S_{T_{li}}(k)$  are applicable to the total function  $S_{T_1}(k)$ . So, the only thing to watch for when solving (12) with respect to  $k_1^{(0)}$ , is to choose the appropriate solution, which in our case is the one on the left (see Fig. 1). This solution corresponds to the same displacement along the abscissa for each function  $S_{T_{li}}(k)$ , from the point of abscissa intersection  $k_0^{(0)}$  of the functions  $S_i(k)$ . (These functions are defined by (7)). The solution can be found using an appropriate iterative procedure. Some controlling mechanism can be used to distinguish the solutions, such as checking the sign of the first derivative of the function  $S_{T_1}(k)$ , computed using (11) and (12). The first derivative is positive for the left solution and negative for the right solution.

In order to find the form of the function  $S_{T_{li}}(k)$ , we will also find how many extremums and inflection points this function has, beside the already known number of abscissa intersection points. This is much easier than it may sound at first. In fact, we have to repeat all steps beginning from equation (3) and until (12) for the first derivatives of the same functions presented in (3). For instance, Set 1 will be defined as follows.

$$S^{(1)}1 = \sum_{i=1}^{i=N} P_{iM}^{(1)}(k) = \sum_{i=q}^{i=P} (C_{pi} T_{pi}^k \ln T_{pi} - C_{mM} T_{mM}^k \ln T_{mM}) \quad (13)$$

If we denote  $C_{pi}^{(1)} = C_{pi} \ln T_{pi}$  and  $C_{mM}^{(1)} = C_{mM} \ln T_{mM}$ , then we can rewrite (13) as follows.

$$S^{(1)}1 = \sum_{i=1}^{i=N} P_{iM}^{(1)}(k) = \sum_{i=q}^{i=P} (C_{pi}^{(1)} T_{pi}^k - C_{mM}^{(1)} T_{mM}^k) \quad (14)$$

In fact, equation (14) for the first derivatives has the same form as equation (4) for the functions themselves. The same is true of all other functions used in (3) – (12). When we repeat these steps, the result will be the same, that is the first derivative of the function  $S_{Tli}(k)$  can be equal to zero no more than two times. So, we have exactly the same situation as with the function itself. (Exponents, Nature's functions, replicate themselves in their derivatives, so this result is due to this inherent property of these functions).

Similarly, the second derivative of the function  $S_{Tli}(k)$  can be equal to zero no more than two times. We can repeat the procedure further to discover that the third, fourth, etc. derivatives behave similarly.

Using the results obtained for the first and the second derivatives, as well as the function itself, we can depict the graph of the function  $S_{Tli}(k)$ . This graph is shown in Fig. 2. This is the only possible form of the function, given its properties such as asymptotic behavior (which is determined by its strongest and weakest summands), and the knowledge that the function intersects the abscissa a maximum of two times, and that it has at most two extremums and two points of inflection. This figure also presents an example of the three numbered scenarios we discussed for Fig. 1. So, we now know the form of the function  $S_{Tli}(k)$ . We will use it when we begin to add the second pi-function.

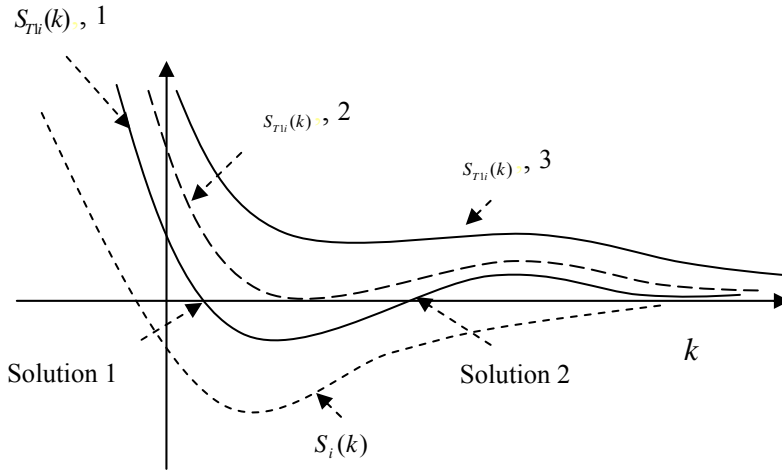


Fig. 2. Functions  $S_{Tli}(k)$  and the initial function  $S_i(k)$  with the possible solutions of equation (11). (Numbers denote the scenarios from Fig. 1.)

Armed with this knowledge, we can go back to Fig. 1 to discuss the reason for choosing the left solution. The functions  $C_{pli}$  are synchronized in such a way that they have a common point of abscissa intersection. So, these functions monotonically increase from the point  $k_0^{(0)}$ , when the total function is equal to zero (since all summand functions are equal to zero at this point), until they reach their maxima. The monotonic increase of the total function  $\sum_{i=0}^{i=N+M} C_{pli}(k)$  in this interval guarantees that the solution is unique if it exists, because in this case only one point  $k_1^{(0)}$  can exist at which (12) is valid. The solution on the right is located in the interval where the function

$\sum_{i=0}^{i=N+M} C_{pli}(k)$  monotonically decreases. There is also a unique solution of (12) in this interval. In this case, it seems that the set of values of  $C_{pli}$  will be different. However, we do not know this for sure. It is a separate issue, and we do not need to address it to prove our Theorem. Whenever  $C_{p1}$  is equal to the maximum value of the function  $\sum_{i=0}^{i=N+M} C_{pli}(k)$ , these two solutions coincide. This situation is illustrated in Fig. 2.

The next issue we have to comment on is the case when (12) does not have a solution. This means that the total function  $S_{T1}(k)$  is located above the abscissa and it does not have any points of abscissa intersection. Our theorem allows this, since it states that the *maximum* number of abscissa intersection points is two.

Let us analyze in detail the case when (12) has no solutions, using the graph in Fig. 2. The addition of a pi-function creates a total function  $S_{T1i}(k)$ , which is above the sum of functions  $S_i(k)$ . In the general case, the total function intersects the abscissa at two points (similarly to Scenario 1 in Fig. 2, with solutions 1 and 2). However, if the values of the pi-function are large enough, it could lift the function  $S_{T1i}(k)$  so much that it touches the abscissa at only one point (scenario 2). If the values of the pi-function are even greater, then the whole function  $S_{T1i}(k)$  will be located above the abscissa and, consequently, no solutions will exist, because the function will not intersect the abscissa.

The next step is to add the pi-function  $C_{p0}T_{p0}^k$ . However, when adding this second pi-function, we will face more challenges, because we will deal with a new function, composed of a sum of LPFs, a sum of mi-functions and one pi-function. We know that this function approaches zero when  $k \rightarrow \infty$  (because of the dominance of the strongest function  $C_{p0}T_{p0}^k$ ), and that this function goes to infinity when  $k \rightarrow -\infty$ , because of the dominance of the function  $C_{pP}T_{pP}^k$  (the weakest function).

The total function  $S_{T2i}(k)$  is as follows.

$$S_{T2i}(k) = C_{p,i+2}T_{p,i+2}^k - C_{mi}T_{mi}^k - \sum_{l=1}^Q C_{qli}T_{ql}^k + C_{p0i}T_{p0}^k + C_{p1i}T_{p1}^k \quad (15)$$

Solving (15) with respect to  $C_{p0}$ , we obtain the following equation, which is similar to (11).

$$C_{p0i} = - \left[ C_{p,i+2} \left( \frac{T_{p,i+2}}{T_{p0}} \right)^k - C_{mi} \left( \frac{T_{mi}}{T_{p0}} \right)^k - \sum_{l=1}^Q C_{qli} \left( \frac{T_{ql}}{T_{p0}} \right)^k + C_{p1i} \left( \frac{T_{p1}}{T_{p0}} \right)^k \right] \quad (16)$$

The function in the square brackets is analogous to the function  $S_{T1i}(k)$ , and has all the properties of this function, which we described earlier. Accordingly, similarly to (12), we will use the following equation to find the value of  $k_2^{(0)}$ .

$$\sum_{i=0}^{i=N+M} C_{p0i}(k_2^{(0)}) = C_{p0} \quad (17)$$

Then, knowing  $k_2^{(0)}$ , we can find the  $C_{p0i}$  using (16). The minus sign in front of the square brackets in (16) reflects the function  $S_{T1i}(k)$  relative to the abscissa, so that the resulting function  $C_{p0i}(k)$  looks like the ones shown in Fig. 3.

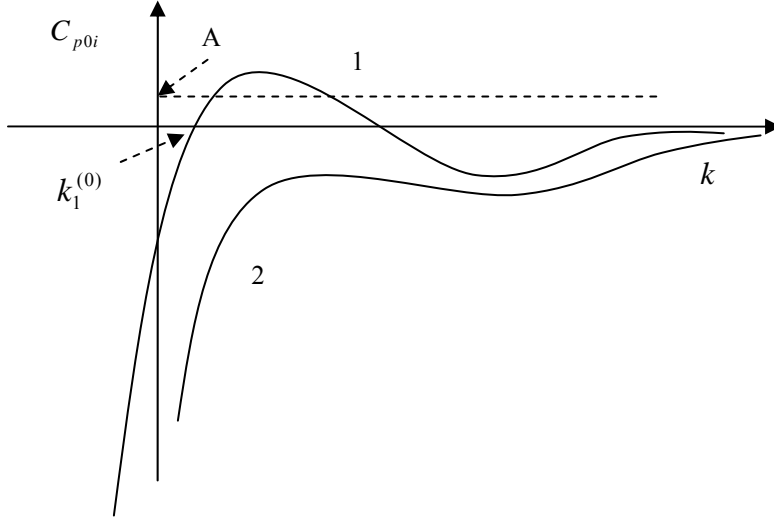


Fig. 3. Functions  $C_{p0i}(k)$  from (16). The point  $k_2^{(0)}$  (abscissa intersection) is the synchronization point of the functions  $C_{p0i}(k)$ .

In Fig. 3, Graph 1 illustrates the case when the function intersects the abscissa twice, which means that equation (17) has two solutions. Graph 2 shows the situation when (17) has no solutions because the whole curve is below the abscissa.

The next obstacle is to prove that the humps of the functions  $C_{p0i}(k)$  (located above the abscissa) will create a similar hump in the total function when they are added. The idea of the proof is to synchronize the functions  $C_{p0i}(k)$  at the point of their first extremum (which is always a maximum), instead of synchronizing them at the point of abscissa intersection, like we did before. According to Lemma 2, we can perform this synchronization. Starting from the beginning, the pair functions from both Set 1 and 2 now have to be synchronized at the rightmost minimum among the pair functions in the set. The synchronization of Set 1 will not produce any residual functions, while the synchronization of Set 2 will produce a set of residual mi-functions with the appropriate coefficients. Next, we should compare the synchronization points for both sets, and then synchronize them at the rightmost point. Thus, we will obtain a second set of residual mi-functions, and both sets will become synchronized at the same point. Then, we will add all of the mi-functions to the aforementioned sum of LPFs, following the procedure described in Lemma 4. As a result of this addition, we will get a total function with the properties of an LPF. We then have to repeat all

of the procedures in (9) – (17) to arrive at the curves shown in Fig. 4, which are similar to ones in Fig. 3. Note that working with extremums is analogous to working with abscissa intersection points, because the properties of exponential functions are similar to properties of their derivatives. So, the only difference in the procedure is that we synchronize the functions  $C_{p0i}(k)$  at their leftmost first extremum  $k_1^{(1)}$ , instead of the leftmost abscissa intersection point. The point of synchronization of the previous set of functions  $C_{pli}(k)$  is also the leftmost extremum.

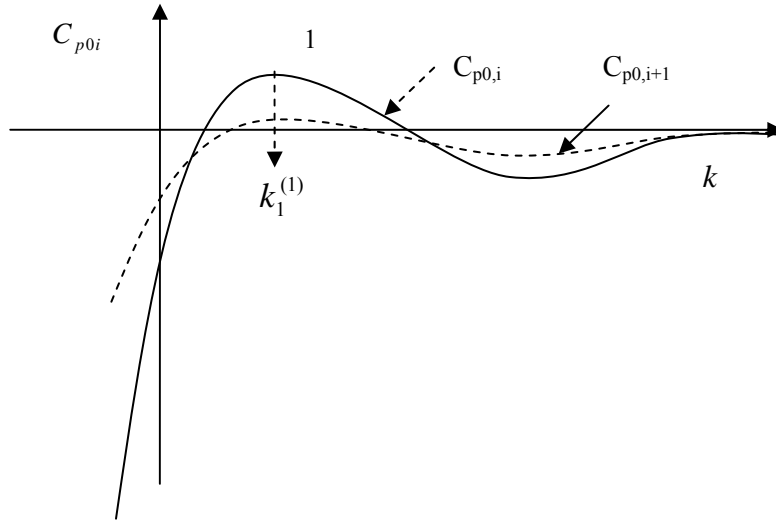


Fig. 4. Example of graphs of two functions  $C_{p0i}(k)$  synchronized at a point of the first leftmost extremum.

Thus, in the case of synchronization at an extremum, the sum of the humps above the abscissa of the functions  $C_{p0i}(k)$  will be also a hump, because it will have a maximum at the same point  $k_1^{(1)}$  as each composing function  $C_{p0i}(k)$  (the maximum is the same for all functions  $C_{p0i}(k)$ , since this is how we created these functions). It monotonically increases to the left of this maximum because all of the composing functions monotonically increase to the left of their maxima. The total function monotonically decreases to the right of this maximum because all composing functions monotonically decrease to the right of maxima, until the point of abscissa intersection (it decreases further as well, but we are only interested in the values above the abscissa). This follows from considering the algebraic sign of the first derivative of the total function using the sum of derivatives of the composing functions.

If we go back to Graph 1 in Fig. 3, we can also consider it to be the graph of the total function, at least above the abscissa. (In fact, this is true on the whole domain, but we are interested only in the function's portion above the abscissa.) So, because of the hump-like form of the total function  $\sum_{i=0}^{i=N+M} C_{p0i}(k)$ , equation (17) can only have two, or one, or no solutions. This is the same situation as when we added the first pi-function  $C_{pli}T_{pli}^k$ , although the form of the functions  $C_{p0i}(k)$  is more complicated in this case.



Exactly in the same way as we found the properties of the total function in case of addition of one pi-function, we will find the properties of function  $S_{T_2}(k) = \sum_{i=0}^{i=N+M} S_{T_{2i}}(k)$  using its derivatives. Following through the same process (13) – (17), we can see that the functions  $S_{T_{2i}}(k)$  have two extrema, two inflection points, asymptotically approach the abscissa (from above the abscissa) as  $k \rightarrow \infty$ , and go to infinity as  $k \rightarrow -\infty$ . These features mean that these functions have the form shown in Fig. 3. Here, we would like to direct the reader's attention to the fact that the derivatives of sums of exponential functions in general repeat the properties of the sums themselves. If we have had more pi-functions, we would continue the process of adding pi-functions following the same process (13) – (17). In this case, there will be no changes in the form of the functions, and each successive step will be the exact repetition of the previous, resulting in no changes in the form of the total function. All successive functions will have the form of the graphs shown in Fig. 3 by the solid lines. When we successively add  $W + 1$  strong pi-functions, the appropriate formulas are as follows.

$$S_{TWi}(k) = C_{p,i+W} T_{p,i+W}^k - C_{mi} T_{mi}^k - \sum_{l=1}^Q C_{qli} T_{ql}^k + \sum_{w=0}^W C_{p,W-w,i} T_{p,W-w}^k \quad (18)$$

$$C_{pWi} = - \left[ C_{p,i+W} \left( \frac{T_{p,i+W}}{T_{pW}} \right)^k - C_{mi} \left( \frac{T_{mi}}{T_{pW}} \right)^k - \sum_{l=1}^Q C_{qli} \left( \frac{T_{ql}}{T_{pW}} \right)^k + \sum_{w=0}^{W-1} C_{p,W-w,i} \left( \frac{T_{p,W-w}}{T_{pW}} \right)^k \right] \quad (19)$$

$$S_{TW}(k) = \sum_{i=0}^{i=N+M} S_{TWi}(k) \quad (20)$$

These formulas are the generalization of (13) – (17), which we previously derived when adding two pi-functions.

### 3.2. Changes in the function's and its derivatives' form with the addition of more pi-functions

We will go back to Fig. 2 to understand the changes in the number of possible solutions with the addition of more pi-functions, when the number of solutions could change from two to none. This will also be an additional confirmation of the validity of our results with regard to the form of the total function  $S_{TW}(k)$ . The idea behind this analysis is to see the simultaneous changes in the sum of exponential functions, the first derivative of the sum, and its second derivative. We will see how they change in sync with each other. The properties of these changes will confirm the discovered properties of sums of exponential functions.

We will use (18) as the basis for our study.

$$S_{TWi}(k) = C_{p,i+W} T_{p,i+W}^k - C_{mi} T_{mi}^k - \sum_{l=1}^Q C_{qli} T_{ql}^k + \sum_{w=0}^W C_{p,W-w,i} T_{p,W-w}^k \quad (21)$$

The first derivative of this function can be found as follows

$$S_{TWi}^{(1)}(k) = C_{p,i+W} T_{p,i+W}^k \ln T_{p,i+W} - C_{mi} T_{mi}^k \ln T_{mi} - \sum_{l=1}^Q C_{qli} T_{ql}^k \ln T_{ql} + \sum_{w=0}^W C_{p,W-w,i} T_{p,W-w}^k \ln T_{p,W-w} \quad (22)$$

The second derivative is

$$S_{TWi}^{(2)}(k) = C_{p,i+W} T_{p,i+W}^k \ln^2 T_{p,i+W} - C_{mi} T_{mi}^k \ln^2 T_{mi} - \sum_{l=1}^Q C_{qli} T_{ql}^k \ln^2 T_{ql} + \sum_{w=0}^W C_{p,W-w,i} T_{p,W-w}^k \ln^2 T_{p,W-w} \quad (23)$$

If we add more pi-functions, then only the last summand in (21) – (23) changes. However, the relative rate of change is different in all three scenarios. We will consider the case of adding one pi-function, for simplicity. In this case the function changes its relative value by

$$\frac{C_{p,W-w,i} T_{p,W-w}^k}{C_{p,i+W} T_{p,i+W}^k - C_{mi} T_{mi}^k - \sum_{l=1}^Q C_{qli} T_{ql}^k} = \delta^0 \quad (24)$$

The relative change of the first derivative is

$$\frac{C_{p,W-w,i} T_{p,W-w}^k \ln T_{p,W-w}}{C_{p,i+W} T_{p,i+W}^k \ln T_{p,i+W} - C_{mi} T_{mi}^k \ln T_{mi} - \sum_{l=1}^Q C_{qli} T_{ql}^k \ln T_{ql}} = \delta^{(1)} \quad (25)$$

Note that we added a strong pi-function, so that it has the largest value of the base. However, because the base is less than one, the logarithmic function is greater in absolute value for a smaller argument. It means that the numerator in (25) is multiplied by a smaller value than each of the summands in the denominator. The result is a smaller absolute value of the relative change  $\delta^{(1)}$  compared to  $\delta^0$ . Similarly, the relative change of the second derivative is smaller than the one of the first derivative. So, we have the relationship  $\delta^{(2)} < \delta^{(1)} < \delta^0$ . What does it mean in relation to the function's form? It means that when the *function* reaches some qualitative change of its properties, such as the change in the number of characteristic points, then its first and second *derivatives* should retain their properties. For instance, in Fig. 2 in scenario 2, when the function transforms its form in such a way that it does not intersect the abscissa anymore but only touches it at one point (the function is moved upward), the first and second derivatives should still intersect the abscissa two times, which means the presence of two extremums and two inflection points. This happens because the first and the second derivatives change at a slower relative rate, and the graph in Fig. 2 illustrates these considerations. The preservation of two extremums and two inflection points, while the function itself still touches the abscissa at one point, is the only way for the function to retain two extremums and two inflection points, required for the function's consistent behavior. The slower change of the first and the second derivatives, which define the function's properties, comply with this consideration.

There is a similar situation when the function is lifted so much that it loses its extrema. This happens when a maximum and a minimum amalgamate at one point. The graph that corresponds to the first derivative touches the abscissa at this point. The first derivative is equal to zero, but this is

not an extremum anymore. Rather, it is the first inflection point squeezed between the amalgamated minimum and maximum. At this moment, our function transforms into a monotonically decreasing function, and the graph of the first derivative touches the abscissa. The second derivative as a function of  $k$  continues to keep its properties. Its graph still intersects the abscissa at two points, which means that two inflection points are present.

However, with further addition of stronger pi-functions (or with the addition of one such function with a large base) the inflection points also amalgamate (the graph of the second derivative touches the abscissa, while the graph of the first derivative is already above the abscissa). Further addition of strong pi-function results in the disappearance of the inflection point. Our function becomes convex on the whole domain.

These considerations are mostly qualitative, of course. However, they confirm our results by the consistent behavior of the function and its derivatives, which follow from these considerations.

### 3.3. Considering the sum of exponential functions in a general form

We proved the Theorem for a particular case of the sum of exponential functions when the bases are less than one. We will now go back to equation (1) and consider the properties of the original equation, in order to remove this restriction. We will prove that the original function from (1), which is

$$S_t(k) = (t_0 + \delta)^k \sum_{j=0}^{j=N} F_j T_j^k = t^k S_T(k) \quad (26)$$

has the same properties as function  $S_T(k) = \sum_{j=0}^{j=N} F_j T_j^k$ . Here  $t = t_0 + \delta$ .

First we consider the abscissa intersection points. The function  $t^k$  is a monotonic function over all values of  $k$ . It does not intersect the abscissa. So, the total function  $S_t(k)$  is equal to zero only at the points where the function  $S_T(k)$  is equal to zero. We already know that the last function can intersect the abscissa two, or one, or zero times. Accordingly, the total function  $S_t(k)$  can intersect the abscissa a maximum of two times.

The properties of the first derivative can be found as follows.

$$\begin{aligned} S_t^{(1)}(k) &= (t^k S_T(k))^{(1)} = t^k \ln t \times S_T(k) + t^k S_T^{(1)}(k) = \\ &= t^k (\ln t \times S_T(k) + S_T^{(1)}(k)) \end{aligned} \quad (27)$$

Formula (27) is a product of the same monotonic function  $t^k$  and a sum of exponential functions with the bases of less than one (because the first derivative is the sum of exponential functions with the same bases but different coefficients, as we proved in Lemma 6). So, the function in brackets is equal to zero no more than two times, and so the total function is equal to zero no more than two times. This means that the first derivative can be equal to zero no more than two times or, in other words, can have a maximum of two extrema.

The second derivative can be found from (27). If we denote  $S_{T(1)}(k) = (\ln t \times S_T(k) + S_T^{(1)}(k))$ , then the second derivative can be written as follows.

$$S_t^{(2)}(k) = (t^k S_{T(1)}(k))^{(1)} = t^k \ln t \times S_{T(1)}(k) + t^k S_{T(1)}^{(1)}(k) = t^k (\ln t \times S_{T(1)}(k) + S_{T(1)}^{(1)}(k)) \quad (28)$$

In fact, we have an equation that is similar to (27). It is also the product of the monotonic function  $t^k$  that does not intersect the abscissa, and the sum of exponential functions with bases of less than one. This function (the one in brackets) can be equal to zero no more than two times, as we proved already, and so the total function, which is the second derivative in this case, can be equal to zero no more than two times.

So, the original function (1) has the same properties as the sum of exponential functions with bases of less than one. Namely, it can have a maximum of two abscissa intersection points, two extrema, and two inflection points. Its asymptotic behavior is defined by the weak function when  $k \rightarrow -\infty$ , and by the strong function when  $k \rightarrow \infty$ . All other higher-order derivatives can be equal to zero no more than two times. This can be proved by using mathematical induction. In summary, the discovered features unambiguously define the form and the properties of a sum of exponential functions. Thus, we have completed the proof of the Theorem.

### 3.4. Proof of corollaries

#### 3.4.1. Corollary 1. (One-time oscillation property)

Natural exponential phenomena created by the confluence of many exponential factors, which is the case with many natural phenomena and processes, have a “one-time oscillation (fluctuation)” property. Such phenomena can undergo a “set back” only once, after which they will continue to move in the previous direction.

#### *Proof*

The property of the sum of exponential functions to have a maximum of two extrema means that natural phenomena created by the exponential processes can undergo a “set back”, or retreat, only once, and then resume movement in the previous direction. It can be interpreted as if some action, or phenomenon, meets a stronger rebuff, or counteraction, and then retreats. However, it happens in such a way that this retrieval allows regrouping and acquisition of more resources, while weakening the counteraction in the counter-expansion. Then the original action, or phenomenon, can strike back, gain momentum and continue to move in its original direction. (The alternative to such a “one-time” oscillation is reversal. In this case, the sum of exponential functions has one extremum.)

We can often see such a “one-time” oscillation behavior in all natural phenomena, at all levels, including the phenomena associated with the humans. Political, sociological, economical phenomena are all of this nature in their core because of the incremental changes and their accumulation, adaptation into the tissue of the phenomena. Economical phenomena demonstrate such behavior more often than not. The financial markets bear a clear trace of such an interaction of different factors. Physics presents abundant illustrations of these interactive reciprocities, including the interactions involved in the transformations of forms of matter. Biological processes incorporate this property at all levels. For instance, the biological adaptation mechanisms are founded on this principle.

### 3.4.2. Corollary 2. (Confluence of dialectical opposites)

Exponential dialectical opposites can produce only one oscillation. After that one side overtakes and both opposites continue to coexist in an ebbing state, although one of the opposites dominates.

*Proof*

The proof follows directly from the Corollary 1, when we consider the decisive dialectic opposites that are always present in any phenomena, including natural exponential phenomena. There is some contradiction in the present dialectical terminology. In fact, the “opposites” can cooperate as much as counteract, this is the essence of their unity. The “opposites” are factors that are inherently and ultimately tied and bound together in the phenomenon. It would be better to call them “dialectical pairs” (recall the introduction of the “pair functions” in this paper).

Dialectics does not have much ground in modern science. It is true that much needs to be done to develop dialectics further, in particular the introduction of an adequate qualitative apparatus. However, even in its present state, dialectics can be used in all areas of life, especially in scientific disciplines. In fact, this is an invaluable instrument for all levels of knowledge acquisition and decision making. For instance, in its present state, dialectics could serve as the instrument and the criterion base for sciences which do not have adequate quantitative tools, such as the social or political sciences, history, biological anthropology, etc. Dialectics is the best possible foundation available today for the development of criteria in arts, literature, etc. Any profession, any crafts can be evaluated with a high degree of objectivity from a dialectical perspective. Dialectics also is an excellent forecasting instrument that allows the envisioning of future developments with a meaningful amount of certitude. At the same time, the situation is such that obtaining the knowledge of dialectics requires a certain level of intellectual culture and knowledge, which is not readily available.

### 3.4.3. Corollary 3. (Three solutions property)

Suppose we have a sum of exponential functions  $\sum_{j=0}^N C_j t_j^x$ , where  $C_j$ ,  $t_j$  are constants, and the real number  $x$  is a real-valued variable. Then the equation  $\sum_{j=0}^N C_j t_j^x = A$ , where  $A$  is a constant, can have from zero to three solutions.

*Proof*

The properties of the function  $S(x) = \sum_{j=0}^N C_j t_j^x$  that we discovered, namely a maximum of two extrema, allow  $S(x)$  to intersect the line  $y = A$  no more than three times. A particular case is shown in Fig. 3, when the bases of the exponential functions in the sum are less than one. Depending on the form of the function  $S(x)$  and the value of  $A$ , there can be no solutions, one solution (one intersection or one point of tangency), two solutions (one intersection and one point of tangency, or two intersections), and three solutions (three intersections).

#### 3.4.4. Corollary 4. (Shift invariance of the properties of sums of exponential functions)

A sum of exponential functions  $\sum_{j=0}^N C_j t_j^{x-a_j}$ , where  $a_j$  is a constant, has all the properties of a sum of “non-shifted” exponential functions  $\sum_{j=0}^N C_j t_j^x$ .

*Proof*

We can represent the sum of exponential functions  $\sum_{j=0}^N C_j t_j^{x-a_j}$  as follows.

$$\sum_{j=0}^N C_j t_j^{x-a_j} = \sum_{j=0}^N C_j t_j^{-a_j} t_j^x = \sum_{j=0}^N C'_j t_j^x \quad (29)$$

where  $C'_j = C_j t_j^{-a_j}$ .

So, we obtained a sum of exponential functions with the same bases, but with different coefficients. This proves the Corollary.

#### 3.4.5. Corollary 5. (Two solutions property)

The equation  $\sum_{j=0}^N C_j t_j^x = 0$  can have zero, one or two solutions.

*Proof*

This consequence follows from the property that a sum of exponential functions can intersect the abscissa a maximum of two times.

#### 3.4.6. Corollary 6. (Two intersections of two exponential curves)

Two curves defined by the sums of exponential functions can intersect a maximum of two times.

*Proof*

Let us consider two curves defined by the sums of exponential functions,  $S_1(x) = \sum_{j=0}^N C_j t_j^x$  and

$S_2(x) = \sum_{i=0}^I F_i t_i^x$ . The points of intersection are the solutions of the following equation.

$$\sum_{j=0}^N C_j t_j^x - \sum_{i=0}^I F_i t_i^x = 0 \quad (30)$$

This equation is considered in Corollary 5, where it is shown that it can have one, or two, or no solutions. This proves the Corollary.

#### 3.4.7. Corollary 7. (Properties of exponential series)

Consider the series  $S_k = \sum_{j=0}^{j=N} C_j T_j^k$ , where  $C_j$  and  $T_j$  are constants,  $k = 0, 1, 2, \dots, \infty$ , and  $0 < T_N < T_{N-1} < \dots < T_1 < T_0 < 1$ ,  $C_0 > 0$ . This series can change its algebraic sign a maximum of two times. It can have a maximum of two extrema. It monotonically converges to zero after the second extremum, which is always a maximum.

*Proof*

This property follows from the Theorem if we assume that  $k$  is integer-valued.

#### 3.4.8. Corollary 8. (The number of solutions of the IRR equation)

In general, the IRR equation can have a maximum of three solutions.

*Proof*

The IRR equation (this abbreviation means internal rate of return) is one of the main mathematical vehicles in the area of mathematical finance. In fact, this is a universal instrument that is widely employed throughout the whole area of financial mathematics, although sometimes implicitly. The IRR equation is used to compute an interest rate for mortgages and annuities. It is also one of the main instruments for calculating the rate of return in investment performance measurement. In fact, the IRR equation is the mathematical foundation of numerous financial instruments and different measures of rate of return on investment. Some specific problems related to the IRR equation are considered in [5-7], while extensive research in [8] comprehensively covers the numerous issues related to the IRR equation and its different applications to business.

One of the main characteristics of the IRR equation is the potential multiplicity of its solutions. This issue often raises questions with regard to the potential ambiguity of solutions produced by the IRR equation, despite it being widely used for centuries. Research has been undertaken to address the solutions' ambiguity, but without success. Using our Theorem and its Corollaries, we will show that the IRR equation can have a maximum of three solutions.

#### *IRR equation*

The IRR equation has different equivalent forms. All of them are derived from scratch in [8]. We will use the following form.

$$E = B(1 + R)^{T_0} + \sum_{j=1}^N C_j (1 + R)^{T_j} \quad (1)$$

Here,  $B$  is the beginning market value of the portfolio;  $E$  is the ending market value;  $C_j$  is a cash flow that can be positive (if it is added to the portfolio), or negative (if the cash has been withdrawn from the portfolio);  $T_j$  is the time period from the origination of the cash flow until the end of the investment period;  $T_0$  is the length of the overall period;  $j=1, \dots, N$ ;  $R$  is the rate of return we want to find. This is the rate of return that corresponds to one unit of time.

The ending market value cannot be negative. This restriction reflects the simple fact that an investor cannot lose more than he invested. This is also why we have that  $R \geq -1$ .

We can add the first term in (1) to the sum represented by the second term. Using the form (1) pays tribute to the industry's conventions, which traditionally distinguish the beginning market value and the cash flows. In fact, the beginning market value is also a cash flow, which occurs at the beginning of the investment period. Thus, for our purposes equation (1) can be rewritten as follows.

$$E(R) = \sum_{j=0}^N C_j (1 + R)^{T_j} \quad (2)$$

Generally speaking, equation (2) may have multiple solutions. Efforts have been made to find specific conditions when the solution is contained within a certain range, in order to avoid the presumed ambiguity.

One general approach to evaluate the maximum number of solutions of (2), when it takes the form of a polynomial equation, is to use Descartes Rule of Signs. It says that the number of positive roots of a polynomial equation, with the coefficients written in descending order of the powers, is equal to the number of consecutive sign changes of the polynomial coefficients, or less than this number by a multiple of 2. The number of negative roots is found in the same way by considering similar equation obtained from the original one by changing the sign of the variable (this procedure affects the odd powers only). However, a direct application of this rule, without taking into account the specifics of the IRR equation, says nothing about the actual number of solutions. It can suggest that there is a large maximum number of *possible* (but not actual) roots of the IRR equation, even for small portfolios with a mix of positive and negative cash flows. Another important consideration is that the IRR equation is rarely a polynomial equations. The powers in the IRR equation can be any real positive number. Some transformations can be done to convert the original non-polynomial IRR equation into a polynomial one, but this is not always possible.

Another instrument we can use is Sturm's Theorem, which allows us to find the number of solutions for a given interval of the independent variable, through a laborious procedure. The procedure first involves the division of the polynomial by its first derivative, and then performing the same process with the remainder. The drawbacks of the approach are the tedious analytical calculations needed for each particular scenario, the fact that this approach is valid only when IRR equation is polynomial, and the necessity of specifying an interval where the unknown root is located in such a way that the interval cannot contain other possible roots.

### *Transformation of the IRR Equation*



We will present the IRR equation using a Taylor series expansion. We will consider  $T_j$  to be the variable, and perform the Taylor series expansion at the point  $T_j = 0$ . We can write the following.

$$E(R) = \sum_{j=0}^N C_j \frac{\sum_{k=0}^{\infty} T_j^k \ln^k(1+R)}{k!} = \sum_{k=0}^{\infty} \frac{\ln^k(1+R)}{k!} \sum_{j=0}^N C_j T_j^k \quad (3)$$

The logarithmic function is a one to one function. So, (3) is an equivalent transformation for  $R \geq -1$ . Let us do the substitution  $x = \ln(1+R)$ ,  $x > 0$ . This substitution excludes the value  $R = -1$ , which we should analyze separately. Then (3) can be rewritten as follows.

$$E(R) = \sum_{k=0}^{\infty} x^k \sum_{j=0}^N \frac{C_j T_j^k}{k!} = \sum_{k=0}^{\infty} a_k x^k \quad (4)$$

where  $a_k = \sum_{j=0}^N \frac{C_j T_j^k}{k!}$ .

So, instead of the original equation (2), we can analyze the solutions of equation (4), which can be rewritten as follows.

$$\sum_{k=0}^{\infty} a_k x^k - E = 0 \quad (5)$$

Equations (4) and (5) converge to (2) as  $k \rightarrow \infty$ . We will do the analysis for a finite value of  $k$ . Then, using our note about the convergence, we will generalize the results that we will obtain to hold for any finite number  $k$ .

We can apply Descartes Rule of Signs starting from the highest exponent in (5). However, we will first consider the sequence  $a_k$  as it was introduced in (5), and then we will do the appropriate analysis. We want to know the number of times the coefficients change their algebraic sign. The results will be the same whether we go in descending or ascending order of the powers. The series of coefficients can be rewritten as follows.

$$\begin{aligned} a_0 &= \frac{C_0 + C_1 + \dots + C_N}{0!} \\ a_1 &= \frac{C_0 T_0 + C_1 T_1 + \dots + C_N T_N}{1!} \\ &\dots \dots \dots \\ a_k &= \frac{C_0 T_0^k + C_1 T_1^k + \dots + C_N T_N^k}{k!} \end{aligned} \quad (6)$$

The series  $a_k$  represent the sum of exponential functions  $C_j T_j^k$  divided by  $k!$ . However, for our purposes, we only need to know the algebraic sign of the series terms, so we can replace the series (6) with the series which only includes the sum of exponential functions, that is

$$\begin{aligned}
a'_0 &= C_0 + C_1 + \dots + C_N \\
a'_1 &= C_0 T_0 + C_1 T_1 + \dots + C_N T_N \\
&\dots\dots\dots \\
a'_k &= C_0 T_0^k + C_1 T_1^k + \dots + C_N T_N^k
\end{aligned} \tag{7}$$

We also have to take into account the change of the algebraic sign of the free term  $E$  in (5). According to the Theorem and Corollary 5, a sum of exponential functions can have a maximum of two extrema and, hence, intersect the abscissa a maximum of two times. It means that the sequence  $\{-E + a'_0, a'_k\}$ ,  $k = 1, 2, \dots, N$ , can change its algebraic sign a maximum of three times. In turn, this means that equation (5), and consequently the original IRR equation, in the forms (1) and (2), can have a maximum of three solutions for positive values of  $x$ , which, in our case, includes the whole domain of the rate of return  $R$ , except  $R = -1$ . Given the previously mentioned fact that all other forms of the IRR equation are equivalent to (1) and (2), it means that the IRR equation can in general have a maximum of three solutions. If some IRR equation happens to have three solutions, then the middle one is the solution which has a practical meaning in modern finance. Two others represent extreme scenarios, and correspond to either a very small, or a very large rate of return. In general, the IRR equation can only be solved numerically. So, this result allows us to pick the right solution by choosing an appropriate initial value for the iterative procedures which are used to compute the rate of return on the basis of the IRR equation.

This completes the proof of Corollary.

A numerical example of the IRR equation that has three solutions, and the appropriate function  $E(R)$  from (2), are presented in Fig. 1 below. The following parameters have been used.

$$C_j = \{1.0, -3.0, -4.0, -3.0, 11.0\}, T_j = \{0.9, 0.8, 0.6, 0.5, 0.001\}.$$

The first graph represents the  $E(R)$  function for small values of the rate of return, while the second graph represents the function on its whole domain. However, because of the large scale, the function's spike near  $R = -1$  is not visible on the second graph. The solutions are defined by the equation  $E_0 = E(R)$ , where  $E_0$  is the ending market value, which is always non-negative. Then, the horizontal line that corresponds to  $E_0$  can intersect the graph a maximum of three times.

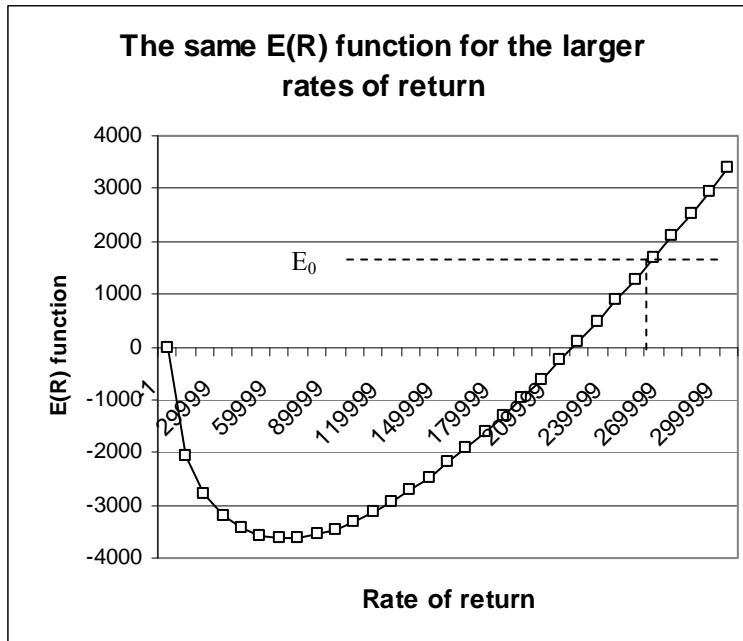
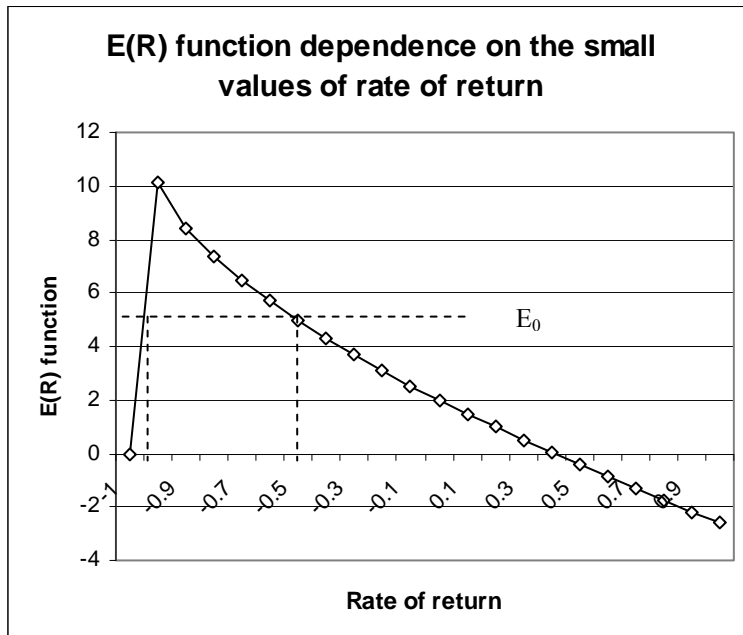


Fig. 1. Graphs of the function  $E(R)$  for small values of the rate of return (at the top), and for large values of the rate of return (below).

### 3.4.9. Series Conjecture

Consider the series  $S_k = \sum_{j=0}^{j=N} C_j T_j^k$ , where  $C_j$  and  $T_j$  are constants,  $k = 1, 2, \dots, \infty$ , and  $0 < T_N < T_{N-1} < \dots < T_1 < T_0 < 1$ ,  $C_0 > 0$ . This series can change its algebraic sign (from minus to plus) at most once. It can have no more than one maximum, and it uniformly converges to zero after the maximum.

*Note*

This is an interesting property that highlights the fact that exponential functions experience the most dramatic changes in their curvatures near one. For instance, if we go back to real values of  $k$ , it means that the weak positive functions are smoother after one, so that they cannot create an additional extremum (minimum). When this consideration is applied to natural exponential phenomena, it means that such an exponential factor (one of many) can have a substantial impact, such that the whole phenomenon changes its course only once, and this can happen only when  $k$  is close to one.

## 4. Conclusion

In this paper, we discovered and proved the fundamental properties of sums of exponential functions. Given the applicability of the exponential functions in practical and theoretical models, the knowledge of properties of their sums can provide many insights into the nature of studied phenomena and processes. It allows to predict the behavior of such processes more rigorously and deterministically.

In general, the Theorem and its Corollaries represent very useful quantitative and qualitative instruments for the discovery and understanding of different aspects of Nature, and can be applied in different areas of science and technology.

## Acknowledgements

Writing an acknowledgement is both an easy and a difficult task, because it requires the keeping of a delicate balance on the sharp edge of objectivity. During the whole project I had the unconditional support of my family – my wife and my sons. Many things were put aside, and many were not realized at all. Their share of time and resources went to this project. Some business opportunities have been successfully missed or intentionally ignored in their entirety, in favor of this creation. However, I feel no regret. This decision was a free choice.

The greatest thanks possible and the outmost gratitude I reserve for my son Alexander Shestopaloff. Alexander has closely participated in the project beginning from the second half, the most challenging one. Our frequent discussions, often lasting long after midnight, contributed a lot to the project. In fact, these discussions have been critically important for the project's progress and its completion. If not they, the story could be much shorter and lack any luster. There were so many times when the next concrete wall of problems has been destroyed by our joint efforts. It was Alexander's powerful grip that pulled the project over one mountain pass after another in the most critical situations.

When the first very rough draft of the paper has been written, Alexander went through the intricacies of the mathematical proof, reviewing and thoroughly examining all considerations and logic, clarifying and rearranging the content of the whole paper to make it readable and understandable to the outsider. He also did the editing of the whole paper, though I continued adding material and clarifications up to the last moment, and I am not sure that I got all of his changes right!

The next phase involves making the results known to specialists and other people who can benefit from this paper. We still do this dissemination work together, and I am not sure who is doing more, but this is not so important, because we work as a team, and everybody does the most they can in order to reach the goal. So, this is what this paper owns to Alexander, and I thankfully acknowledge this.

## References

1. Shestopaloff Yu. K. "Sums of Exponential Functions and their New Fundamental Properties, with Applications to Natural Phenomena", AKVY PRESS, 2008, 152 p.
2. Konyagin, S. V. Character sums with exponential functions and their applications. Cambridge University Press, 1999, 163 p.
3. Pal, Nabendu, Handbook of exponential and related distributions for engineers and scientists. Chapman & Hall/CRC, 2005, 339 p.
4. Ixaru, Liviu Gr. Exponential fitting. Kluwer Academic Publishers, 2004, 308 p.
5. Yor, Marc, Exponential functionals of Brownian motion and related processes. Springer, c2001. 203 p.
6. Chestopalov A., and Chestopalov K. "Consistent linking Concept for Fast Calculation of Rate of Return and Research of Investment Strategies," The Journal of Performance Measurement, Fall 2005, Vol. 10 No. 1, pp. 50-63.
7. Shestopaloff Yu., Shestopaloff A. "A hierarchy of methods for calculating rates of return", The Journal of Performance Measurement , 2007, Fall, Vol. 12, pp. 39-52.
8. Shestopaloff Yu. K. "The role of conceptual context in the problem of finding rate of return", The Journal of Performance Measurement , 2008, Winter, Vol. 13, pp. 37-50.
9. Shestopaloff Yu. K. "Science of inexact mathematics", AKVY PRESS, 2008, 557 p.