

FORWARD PHYSICS WITH RAPIDITY GAPS AT THE LHC

Michael Albrow¹, Albert De Roeck², Valery Khoze³, Jerry Lamsa^{4,5}, E. Norbeck⁶,
Y. Onel⁶, Risto Orava⁵, and M.G. Ryskin⁷

Sunday, November 09, 2008

¹Fermi National Accelerator Laboratory, Batavia, Ill. 60510, U.S.A.

²CERN, CH-1211 Geneva 23, Switzerland

³IPPP, Department of Physics, Durham University, Durham DH1 3LE, U.K.

⁴Iowa State University, Ames, Iowa, U.S.A.

⁵Department of Physics, University of Helsinki and Helsinki Institute of Physics, PL64, 00014 University of Helsinki, Finland

⁶University of Iowa, Des Moines, Iowa, U.S.A.

⁷Petersburg Nuclear Physics Institute, Gatchina, St.Petersburg, 188300, Russia

Abstract

A rapidity gap physics program with great potential can be realized at the LHC by adding a few simple forward shower counters (FSCs) along the beam line on both sides of the CMS detector. Measurement of single diffractive cross sections down to the lowest diffractive masses can be made with an efficient level-1 trigger. Exceptionally, the detectors also make feasible the study of Central Exclusive Diffraction, and in particular the interaction $g g \rightarrow g g$, in the colour-singlet channel, effectively becoming a "gluon-collider".

Introduction

The principal goal of the programme for forward physics at the LHC is the measurement of the main characteristics of diffractive processes. These quantities are very significant in their own right. In addition, they are valuable because of their intimate connection to the rapidity gap survival factor S^2 , which determines the rate of suppression of the central exclusive processes caused by the rescattering effects. Such processes have a number of unique advantages for studying QCD and new physics, and, in particular, for the detailed probing of the Higgs boson properties [1,2].

For predictions of soft diffractive processes at the LHC we need a reliable theoretical model. There has not been much improvement in the theoretical understanding of the high-energy behaviour of the strong interaction amplitude since the late sixties [3]. For instance, different asymptotics of such a fundamental quantity as the total pp interaction cross-section σ_T are not excluded. Thus, in the 'weak coupling' regime, $\sigma_T(s \rightarrow \infty) \rightarrow \text{constant}$, while in the 'strong coupling' regime $\sigma_T \sim (\ln s)^\epsilon$ with $0 < \epsilon < 2$. Note that for these two regimes very different behaviour of the cross section for diffractive dissociation is predicted. It is, therefore, very important to study different channels of diffractive dissociation at the LHC in order to make progress.

The experimental results available at present are fragmentary and do not cover the whole kinematic range. In order to further constrain the parameters of the model for soft diffraction it is crucial to make accurate measurements at the LHC energy of the single diffractive dissociation cross-section for low masses, $\sigma_{sd}(\text{low } M)$, and of central diffractive production, $d\sigma_{cd}/d\eta_1 d\eta_2$, where η_1 and η_2 define the rapidity range of the central system.

While the physics of diffraction dissociation at the LHC is very important, the existing CMS and ATLAS detectors are not well suited, as they lack the coverage necessary to measure forward rapidity gaps. In this paper, the concept of using forward shower counters to detect (and trigger on) rapidity gaps in diffractive events at the LHC is presented. The benefits of the FSC system for the study of single and central diffractive reactions are shown. Extensive simulations of various reactions have been performed to establish the efficiency of the FSC detector arrangement. The main application of these studies will be for low luminosity running without significant pile-up. This study parallels that of Ref. [4] and that presented in a proposal submitted to the CMS Collaboration [5].

Scintillation counters and gaseous electron multipliers (GEMs) would be added surrounding the beam pipes, with $60\text{m} < |z| < 85\text{m}$, and at further locations out to $\pm 140\text{m}$ on both sides of the LHC interaction point (IP5), see Fig.1. These would detect showers from very forward particles interacting in the beam pipe and surrounding material. These detectors can be used to make measurements of rapidity gaps in the absence of significant pile-up, i.e. multiple events produced in a given bunch crossing. Such detectors could be deployed and used in 2009. At the start of LHC running, the bunch intensity and focusing β^* are expected to be such that pile-up will be low, so that a sample with single interaction events can be isolated. Typically when the average number of events per bunch crossing is $\langle n \rangle \sim 1.0$ (for example for $6 \cdot 10^{10}$ particles per bunch, with $N = 156$ bunches in the machine and β^* of $\sim 2\text{m}$) about 40% of the bunch crossings will have exactly one event. Multiple events in bunch crossings can be distinguished due to the excellent tracking capabilities of CMS, where multiple primary vertices can be measured.

In addition to triggering on rapidity gaps in diffractive collisions and rejecting non-diffractive pile-up events, real-time monitoring of both incoming and outgoing beam halo and beam conditions can be addressed. The separation between incoming and outgoing halo can be provided by timing in scintillation counters at a few locations where their time separation is ~ 10 ns. This is likely to be a valuable diagnostic of beam conditions especially in early LHC operation.

From the physics point of view these detectors will allow the measurement of low mass single diffractive dissociation. Such data are very important, particularly because they will strongly constrain existing models of diffractive processes and the effects of soft re-scattering and spectator parton interactions, see for instance Ref. [6]. Such information is needed in order to understand in detail the rapidity gap dynamics and gap survival probability. No special running is proposed; the standard low- β runs are to be used but

mostly with low luminosity when $\langle n \rangle / \text{crossing} \lesssim 3$. The use of the FSC in veto in a level-1 trigger effectively rejects pile-up events thus increasing the trigger efficiency, and reduces non-diffractive background thus increasing purity. It has been shown in CDF, e.g., that even when a scattered proton is detected high mass (di-jets, W, Z etc.) single diffraction has a high combinatorial background, with the proton and the hard central system coming from different collisions, unless a forward gap requirement is imposed to veto pile-up.

In the following, a physics motivation is given for single diffraction, and especially for central exclusive diffraction (CED) studies. The efficiency calculations are then presented.

Single Diffractive Excitation (SDE)

The single diffractive reaction is described as:

$$p p \rightarrow p + X,$$

where "+" represents a large (≥ 2.5 units) rapidity-gap (meaning *no hadrons*) in pseudo-rapidity, η , between the outgoing proton and the diffractive system X.

The FSCs are used for defining a rapidity-gap and for rejecting non-diffractive pile-up. They cover a crucial region between the ZDC (which only detects neutrons and photons near 0 degrees), and the CASTOR and TOTEM detectors T2. The dependence of diffractive mass on rapidity-gap size will be used to calculate the mass spectrum. This study can be made whether or not the proton is detected. The average $\langle \eta \rangle$ for the diffractively scattered proton is approximately $\langle \eta \rangle \sim 11.0 \pm 0.5$ (from PYTHIA 6.2 [4]).

Central Exclusive Diffraction (CED)

In the following the reaction

$$p p \rightarrow p + X + p$$

is studied. The FSCs are used to define the rapidity-gaps (denoted +). In this study, with no pile-up, proton tagging is not required. This is very different from the FP420 proposal, which is based on precision measurements of both scattered protons. This reaction allows for a rich physics program¹ and, in particular, it provides the unique possibility to study the two-gluon mediated colour-singlet interaction (i.e. using the LHC as a "gluon collider"):

$$g g \rightarrow g g.$$

¹For a review of diffractive studies in the early LHC running, see reference [6].

In central diffraction the $g g \rightarrow q \bar{q}$ background is, in general, suppressed compared to $g g \rightarrow g g$ due to colour and spin factors. The selection rule $J_z = 0$, valid for the CED processes, further suppresses the background by a factor $\propto (m_q/E_T)^2$, where m_q is the quark mass and E_T transverse energy. By rejecting inclusive central diffraction with relatively large proton transverse momenta ($p_T \geq 0.7$ GeV/c), effective ‘gluon collider’ conditions are reached [6]. As a result, very detailed studies of high-energy gluon jets with high purity can be made.² To guarantee the purity, it is essential to reject central inclusive diffractive (CID) background, where other particles accompany the forward nucleon. CID represents the case when one or both protons dissociate into a multiparticle state. This is a "direct background," not a pile-up effect. The FSCs would effectively veto this background, as the dissociation products mostly hit the beam pipes and make showers which are detected. The FSCs do not see primary particles produced in the pp collisions.

The physics program includes a search for the production of mesonic states, such as glueballs, hybrids, heavy quarkonia χ_c , χ_b and $\gamma P \rightarrow J/\psi$, Y , where P denotes the pomeron. A strong coupling for the reaction, $g g \rightarrow M$, should be expected as a result of the two-gluon exchange. A pre-scaled rapidity gap trigger could be used for this study. The quantum numbers of the central state are restricted; it is a “*quantum number filter*.” The t-channel exchanges over the large (> 5 units) rapidity gaps can only be colour singlets with $Q = 0$ and spin J (or effective spin $\alpha(t=0)) \geq 1$. Known exchanges are the photon γ and the pomeron P . (The gluon passes the J and Q requirements but is not a color singlet; however one or more additional gluons can cancel its colour and form a Pomeron.). Another possible, but not yet observed, exchange in QCD is the Odderon, O , a negative C-parity partner to the P with at least 3 gluons. Our physics programme includes sensitivity to Odderon exchange. Double Pomeron interactions, PP , produce primarily $I^G J^{PC} = 0^+ 0^{++}$ states, with some $0^+ 2^{++}$ admixture. $J^{PC} = 1^- -$ states such as J/ψ and Y are produced by γP , but can also be produced by $O P$. The signature has a higher cross section than expected for γP as predicted from HERA data (where the O is absent) and with higher p_T .

There is a large catalogue of hadronic states which can be studied, profiting from the quantum number filter. Glueball spectroscopy, perhaps especially in $\phi\bar{\phi}$, and hyperon pairs e.g., $\Lambda\bar{\Lambda}$ and $\Sigma\bar{\Sigma}$ are examples out of many, and they have never been studied with this technique. Many studies were done at the SPS (fixed target) but the energy was too low for P dominance, and at the ISR the exclusive reactions $PP \rightarrow \pi^+\pi^-$, K^+K^- and $p\bar{p}$ were studied [11], where the $\pi^+\pi^-$ spectra showed clear structures that have not yet been explained, but may well be related to glueballs.

A valuable reaction for calibrating very forward spectrometers, e.g. in FP420 [2], is provided by exclusive di-leptons from $\gamma\gamma$ -interactions and from Y -decay. A level 1 trigger, based on two electromagnetic (EM) clusters and vetoing on FSC counters, ZDC,

² It is assumed here that CED events with relatively large E_T jets, reconstructed by a jet algorithm, are selected.

T1, T2 and HF, will select no-pile-up interactions with very large rapidity gaps. The rate of these events will be acceptable with (forward) low E_T EM clusters and relatively low p_T muons, including $Y \rightarrow e^+e^-$ and $\mu^+\mu^-$. The CDF observations of exclusive lepton pairs and vector mesons have been made possible thanks to their Beam Shower Counters BSCs, with coverage $5.4 < |\eta| < 7.4$ (the Tevatron beam has $y = 7.65$), counterparts of the proposed FSCs. They were effectively used both in level 1 triggers and to tag proton dissociation.

More generally, properties of this previously unstudied central system will be examined. Recently expanded ideas have been made for early LHC runs using forward detectors for rapidity-gap based physics studies [6]. Furthermore, the proposed FSCs would complement the FP420 initiative [2] to place leading proton detectors at ± 420 m from IP5 (and IP1).

Efficiency for Detecting Rapidity-Gaps and for Rejecting Background

We propose to place forward shower counters FSCs around the beam pipe at various positions, ± 60 m to ± 140 m from the IP, along the beam line (for the proposed FSC lay-out see Figure 1). In these locations the beam pipe is accessible and at room temperature.

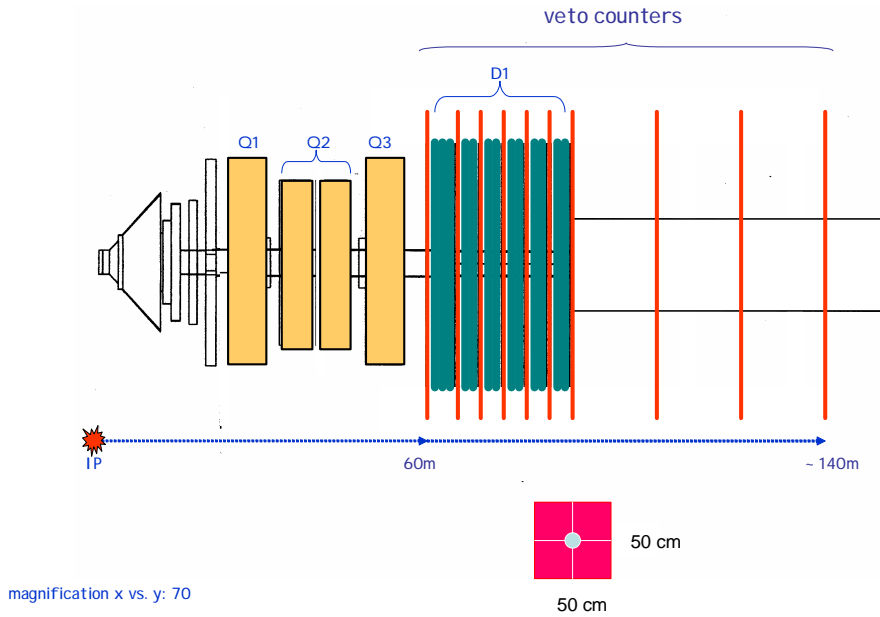


Figure 1 The proposed layout of the Forward Shower Counters (FSC) on both sides of the CMS experiment at ± 60 to ± 140 meters from the IP. The 10 vertical lines starting at 60 m indicate the locations of the proposed FSC counters.




Figure 2 Region between the MBXW elements of D1 where the FSC counters would be placed [2].

These detectors would detect secondary (shower) particles produced by interactions in the beam pipes of particles created in the primary collision at the IP. The FSC locations would be in front of and behind the separation dipole D1, and also between each of the six (MBXW) elements of D1 (Figure 2). Additionally, three counters would be placed 15, 35 and 55m beyond D1, making a total of ten detectors on each side. The transverse size of the counters is 50cm x 50cm. Also included in the efficiency calculations is the use of T1/HF, T2/Castor and ZDC. The Totem tracker T1 and forward calorimeter HF span the region $3 < |\eta| < 5$. Tracker T2 and the Castor calorimeter cover $5 < |\eta| < 7$.

The zero degree calorimeter, ZDC, covers the region $|\eta| > 8.5$ for neutral particles. The program GEANT [9] has been used to simulate the beam line including the beam pipes, beam screens, and magnetic elements. The running condition is for low- β^* (0.55m); no special running is required for this programme.

Single Particle Efficiency of FSCs

The FSC detection efficiencies for incident particles (π^\pm , π^0) were calculated as a function of η . The requirement was at least 1 hit (alternately, at least 5 hits) in any of the FSC counters. A p_T -distribution, $\exp(-p_T^2/0.15)dp_T^2$, was assumed for the incident particles, which corresponds to that obtained from PYTHIA 6.2. The efficiency of the FSCs for detecting charged particles from showers induced by the primary π^\pm 's and π^0 's is shown in Fig.3. For π^\pm 's the efficiency is $\sim 70\%$ for $|\eta| > 9.5$ and is nearly independent of the required number of hits, at least 1 (or 5) per detector plane. For π^0 's, it is above 65% (or 50%) between $8 < |\eta| < 9.3$ when at least 1 (or 5) hits is requested. From the results in the following sections, this is seen to be sufficient for the anticipated physics studies.

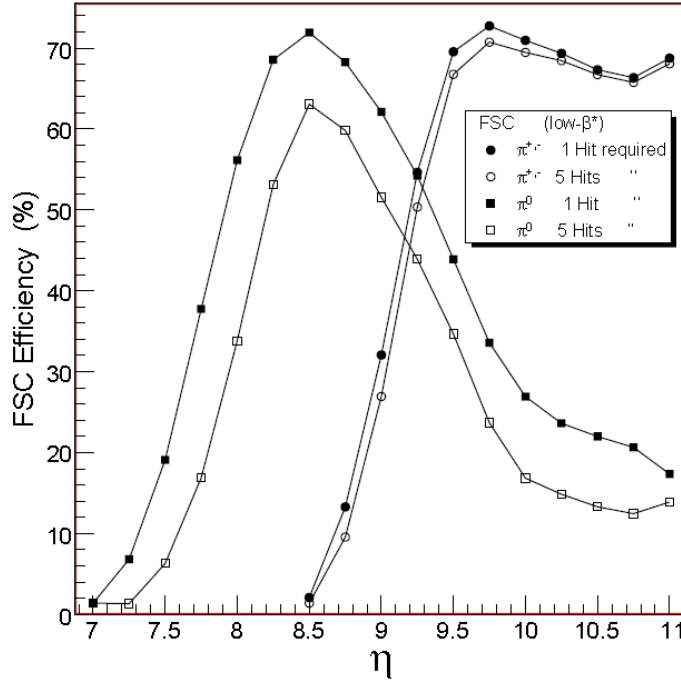


Figure 3 The efficiency (%) of the Forward Shower Counters (FSC) to register charged particle(shower) tracks induced by primary π^\pm 's and π^0 's at low- β^* run conditions as a function of pseudorapidity η .

Single Diffraction Detection Efficiency

The detection efficiencies for single diffractive events (by PYTHIA 6.2) were calculated as a function of diffractive mass.³ At least five hits in any of the FSCs, or a track in the eta-regions spanned by T1/HF or T2/Castor, or a minimum energy deposit in the ZDC has been required.⁴

The efficiencies as functions of diffractive mass for the condition described above, along with what would be obtained using only T1/HF, T2/Castor, FSC or ZDC are shown in Fig.4.

³The efficiencies were also calculated with PHOJET 6.2 and found to agree, within statistics, with those obtained by using PYTHIA.

⁴The following calorimeter thresholds were used: 15 GeV for HF & CASTOR, 500 GeV for ZDC.

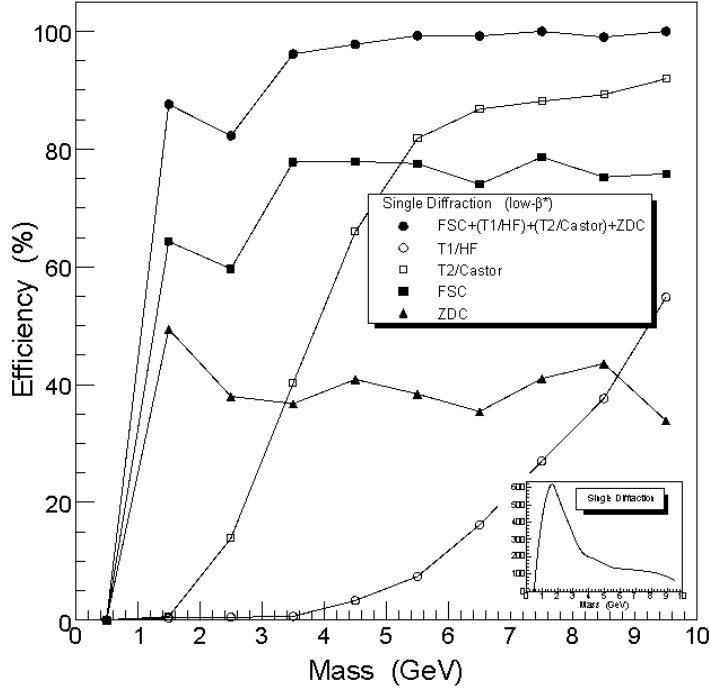


Figure 4 The detection efficiencies for single diffractive (SD) events (simulated by PYTHIA 6.2 [7]), as a function of the diffractive mass. At least five hits in any of the Forward Shower Counters (FSC), or a track in the eta-regions spanned by T1/HF or T2/Castor, or a minimum energy deposit in the ZDC has been required.

The efficiency is $>90\%$ for the lower mass region, and $\sim 100\%$ for the mass region above 10 GeV, not shown. Approximately 25% of the single diffractive cross-section is below 10 GeV. Forward systems of particles such as produced from CID reactions would have similar detection efficiency as for single diffraction.

Simulations have also been made for exclusive diffractive baryon resonance production: $p p \rightarrow p N^*(1440)$, where $N^* \rightarrow p \pi^0$, $n \pi^+$, $\Delta^{++} \pi^-$. In Figures 5-7, the efficiencies for detecting these final states are shown as a function of the diffractive mass. For $N^* \rightarrow p \pi^0$, the average efficiency is 70% (Fig. 5), for $N^* \rightarrow n \pi^+$ the efficiency is close to 100% (Fig. 6), and for $N^* \rightarrow \Delta^{++} \pi^-$ the efficiency is about 70% (Fig. 7).

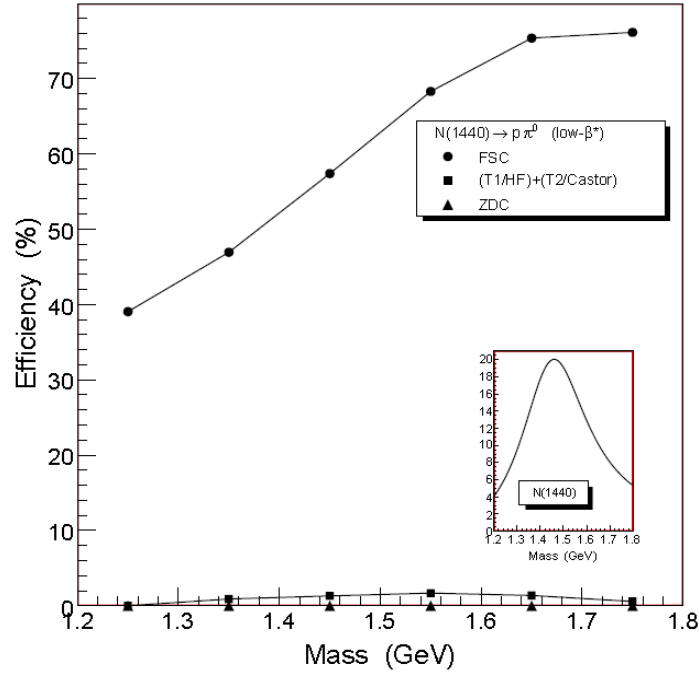


Figure 5 The detection efficiencies for single diffractive (SD) events with $N^* \rightarrow p \pi^0$, as a function of the diffractive mass. At least five hits in any of the Forward Shower Counters (FSC), or a track in the η -regions spanned by T1/HF or T2/Castor, or a minimum energy deposit in the ZDC has been required.

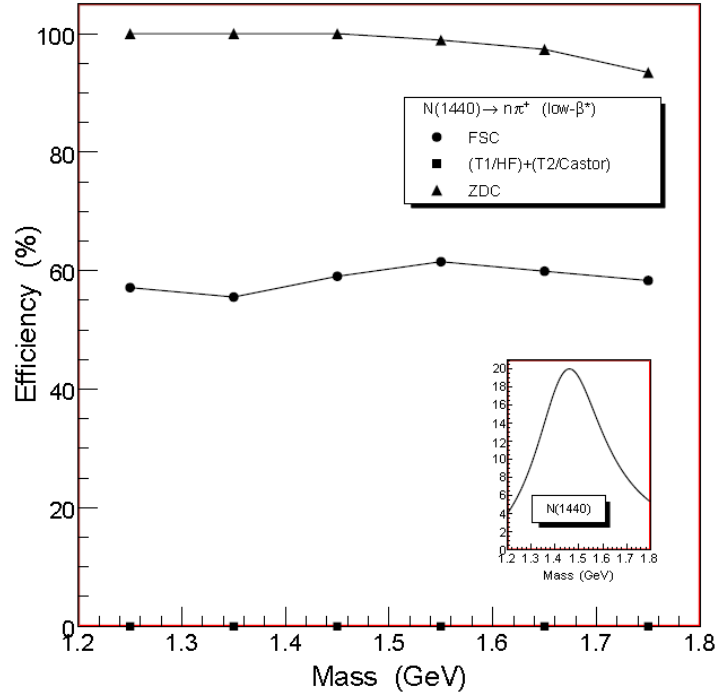


Figure 6 The detection efficiencies for single diffractive (SD) events with $N^* \rightarrow n \pi^+$, as a function of the diffractive mass. At least five hits in any of the Forward Shower Counters (FSC), or a track in the η -regions spanned by T1/HF or T2/Castor, or a minimum energy deposit in the ZDC has been required.

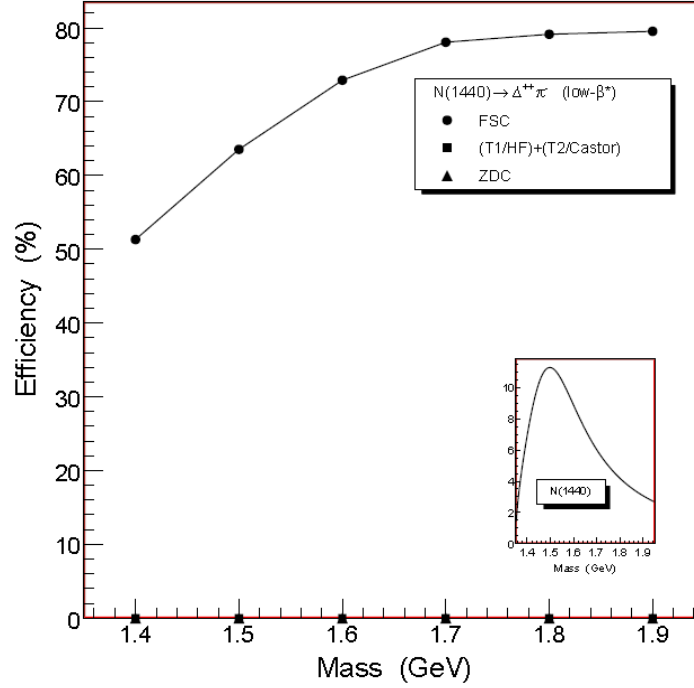


Figure 7 The detection efficiencies for single diffractive (SD) events with $N^* \rightarrow \Delta^{++}\pi^-$ as a function of the diffractive mass. At least five hits in any of the Forward Shower Counters (FSC), or a track in the η -regions spanned by T1/HF or T2/Castor, or a minimum energy deposit in the ZDC has been required.

A calculation of the diffractive mass can be made through its relation to the size of the rapidity gap adjacent to the diffractive proton, although this is model dependent. The relation depends on the p_T distribution (and $\langle p_T \rangle$). The adjacent rapidity gap is defined as the gap between the diffractive proton (essentially the beam rapidity, 9.6) and the particle from the diffractive system nearest in rapidity to the diffractive proton. A larger rapidity gap corresponds to a smaller diffractive mass. The approximate correspondence between the diffractive mass and size of the rapidity gap, $\Delta\eta$, is: $M \sim \exp(-\Delta\eta)$.⁵

To provide a more precise (although model dependent) measurement, the PYTHIA program has been used to determine the correlation of the diffractive mass to the size of the rapidity-gap. The actual diffractive mass versus $\Delta\eta$ as determined by this method is shown in Fig 8. To account for the measurement resolution a Gaussian spread of 10% has been added to the rapidity-gap value. This would amount to over one unit at the largest gap values, and is considered an overestimate. The distribution of the actual (generated) diffractive mass along with that calculated by the above method, Fig 9, is shown for two cases: (a) for full η coverage, and (b) for a limited η range, $|\eta| < 4.7$, i.e., the nominal CMS coverage. The wider the range of rapidities measured, the more accurately the diffractive mass can be determined by using the rapidity gap size.

⁵ Note that from the theoretical point of view the distribution $d\sigma_{sd}/d\eta'$ (where η' denotes the gap edge) is even more instructive. Although asymptotically $dM^2/M^2 = d\eta'$ due to angular ordering of gluon emission, different contributions to σ_{sd} are separated from each other in terms of η' rather than in terms of M .

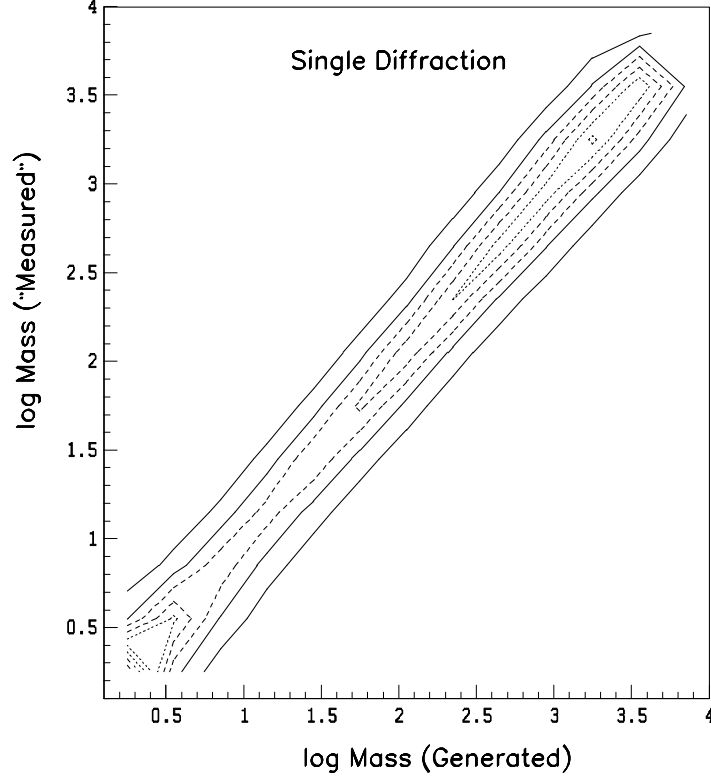


Figure 8 The diffractive mass, M_{diff} ("Measured") reconstructed from the width of the rapidity gaps vs. the Generated mass. The contour lines correspond to equidistant levels of the height of the distribution..

Determination of the diffractive mass on an event-by-event basis from the dependence on rapidity gap size $\Delta\eta$ is imprecise for low masses, $M < 5$ GeV. One relies largely on the FSCs in this mass range for SDE; for CED the central detectors measure the mass with high precision. The contribution to the total single diffractive cross-section in this mass range from the analysis of the FSC data only is shown by the first solid point and horizontal dashed line in Fig. 9, representing the average measurement for the first 2 bins. Further analysis of the FSC data should improve these results.

The efficiency of the FSCs for detecting forward diffractive systems is high. However, it is not 100%, and as a result the SDE and CED studies will contain a small amount of background. A subtraction technique can be used to estimate and remove this background. Data would be taken (a) with and (b) without the use of the FSCs for rapidity gap detection, with T1/HF and T2/Castor used in both cases. Case (b) characterizes the FSC inefficiency and consequently includes background as would be contained in case (a). With measurement of these rates and knowledge of the FSC efficiencies, the contribution of background for any proposed analysis can be determined and subtracted inclusively. Information is also provided by correlations between the several FSC counters. One can also check that the cross sections are independent of (bunch-by-bunch) luminosity.

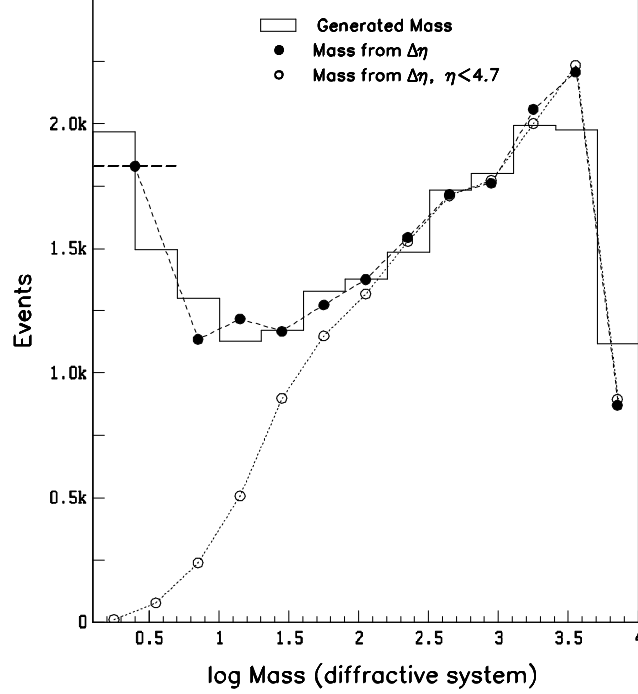


Figure 9 The distribution of the actual (generated) diffractive mass, $\log M$, along with that calculated by using the rapidity gap measurement for two cases: (a) for full eta coverage, and (b) for a limited η range, $|\eta| < 4.7$. The first solid point with the horizontal dashed line indicates the contribution from the FSC data.

Central Exclusive Diffraction (CED) Detection Efficiency

The CED reaction was simulated by using PHOJET 1.1 [10] to generate the central diffractive mass, and then with PYTHIA to produce the decay of the central mass system into a gluon-gluon jet system. The detection efficiencies for central-diffractive events were calculated as a function of the diffractive mass. At least five hits is required in any of the FSCs, or a track in the eta-regions spanned by T1/HF or T2/Castor.

For the study of central diffractive physics, the FSC's are used in a veto trigger mode. The FSC acceptance for charged particles from the central emission in CED reaction is desired to be small to prevent vetoing these events. The hit veto efficiency, i.e., acceptance, for detecting charged particles from CED is displayed in Figure 10 as a function of the diffractive mass, separately for the FSC's, for T1/HF, and for T2/Castor.

The veto efficiency is essentially zero (i.e., a very high acceptance for CED) for the FSC's over the entire mass region. For T2/Castor it is very small except at masses below about 50 GeV. The T1/HF veto efficiency is around 25-35% over the mass region. One

would probably not use T1/HF in the veto trigger as it would create a bias by rejecting CED events.

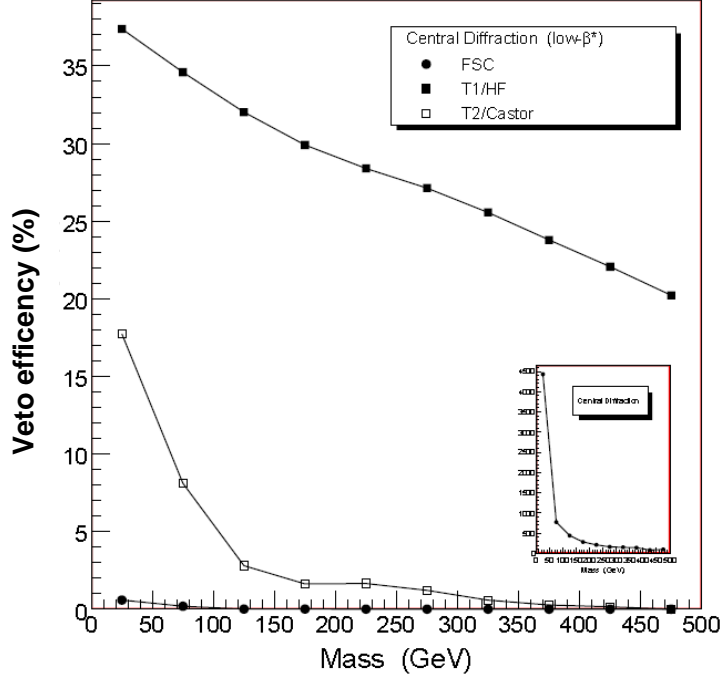


Figure 10 The veto efficiencies for central-exclusive diffractive (CED) events (simulated by PHOJET 1.1/PYTHIA 6.2), as a function of the diffractive mass are displayed as a function of the diffractive mass separately for the Forward Shower Counters (FSC), for T1/HF, and for T2/Castor.

Simulations have also been made for reactions $p p \rightarrow p + X + p^*$ and $p p \rightarrow p^* + X + p^*$, where p^* is a diffractive system and $X \rightarrow g g$. These reactions are similar to what would be produced in a CID-type reaction. The study shows similar results as from single diffraction.

As shown in Ref. [6], the cross section of central diffractive production $d\sigma^{CD}/d\eta_1 d\eta_2$ is particularly sensitive to the models of soft diffraction, and these measurement will provide valuable information on the parton content and sizes of various diffractive eigenstates. Measurement of the rapidity gap survival probability (S^2) - the diffractive cross section - is very important for understanding strong interaction processes [3, 6]. The present estimates for S^2 are based on model calculations and must be experimentally tested.

Non-Diffractive Detection Efficiency

The detection efficiency for non-diffractive events was calculated as a function of charged multiplicity. At least five hits are required in any of the FSCs, or a track in the η -regions spanned by T1/HF or T2/Castor.

The efficiency is shown in Fig.11, as a function of multiplicity, for the case using only T1/HF and T2/Castor, and also when using only the FSCs. T1/HF and T2/Castor together provide ~100% efficiency. The efficiency of the FSCs alone is 90-95%.

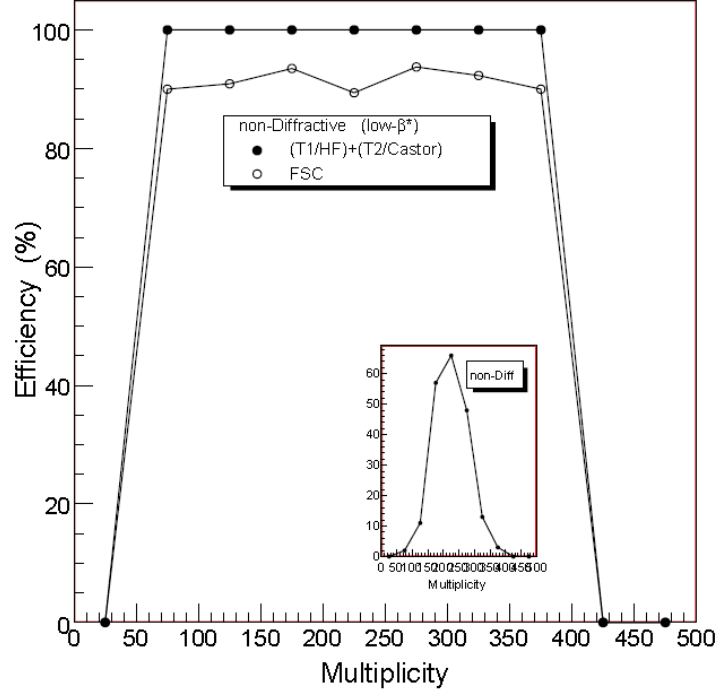


Figure 11 The detection efficiencies for non-diffractive events (ND) as a function of charged multiplicity. At least five hits is required in any of the Forward Shower Counters (FSC), or a track in the eta-regions spanned by T1/HF or T2/Castor.

Conclusions

Due to forward acceptance limitations, measurements of single diffractive and central diffractive cross sections in hadron-hadron collisions are limited at higher \sqrt{s} than the ISR experiments. The published SDE cross sections at the SPS [12] and Tevatron [13] were obtained by extrapolation from the data collected in restricted p_T and η regions. At the LHC, diffractive cross sections can be measured with the addition of Forward Shower Counters (FSCs) to the present CMS detectors to cover the lowest diffractive masses below $5 \text{ GeV}/c^2$. With the proposed detector arrangement, important new data can be obtained by tagging single and central diffractive processes, underlying events and non-diffractive pile-up. The efficiency calculations show that the proposal of using the two-gluon mediated colour-singlet interaction as a "gluon collider" is achievable. The efficiency of the FSC system for detecting rapidity-gaps is shown to be clearly adequate for the proposed studies of single- and central-diffraction.

The proposed FSCs could also serve as an additional luminosity monitor, by simply measuring the East-West coincidence rate. The results presented here add substantially to the arguments given in the original proposal to CMS [5].

References:

- [1] V.A.Khoze, A.D.Martin and M.G.Ryskin, Eur.Phys.J. **C23** (2002) 311.
- [2] M.G. Albrow et al., (FP420 R&D Collaboration), *The FP420 R&D project: Higgs and New Physics with forward protons at the LHC*, arXiv:0806.0302 [hep-ex].
- [3] V.N.Gribov and A.A.Migdal, Sov.J.Nucl.Phys **8** (1969) 583; V.N.Gribov and A.A.Migdal, Sov.Phys. JETP **28** (1969) 784; M.G.Ryskin, A.D.Martin and V.A.Khoze, *Diffraction processes at the LHC*, arXiv:hep-ph/0506272.
- [4] Jerry W. Lamsa and Risto Orava in: *Diffraction at LHC*, Workshop on Diffractive Physics, LISHEP 2002, Rio de Janeiro, Brasil, 4.-8. February 2002, presented by Risto Orava, and in: *Forward physics measurements at the LHC*, presented by [Risto Orava \(Helsinki Inst. of Phys. & Helsinki U.\)](#), 2006. 14pp., published in PoS DIFF2006:020, 2006.
- [5] M.G. Albrow et al., *Forward Shower Counters (FSC) in CMS*, A proposal to CMS, (3 December 2007).
- [6] V.A. Khoze, A.D. Martin and M.G. Ryskin, *Early LHC measurements to check predictions for central exclusive production*, Eur.Phys.J. C55 (2008) 363. [arXiv:0802.0177 [hep-ph]]; M.G. Ryskin, A.D. Martin and V.A. Khoze, *Soft diffraction at the LHC: a partonic interpretation*, Eur.Phys.J. C54 (2008) 199. [arXiv: 0710.2494 [hep-ph]], E.G.S. Luna, V.A. Khoze, A.D. Martin and M.G. Ryskin, *Diffraction dissociation re-visited for predictions at the LHC*, arXiv:0807.4115 [hep-ph], E. Gotsman, E. Levin, U. Maor and J.S. Miller, *A QCD motivated model for soft interactions at high energies*, arXiv:0805.2799 [hep-ph].
- [7] T. Sjostrand, P. Eden, C. Friberg, L. Lonnblad, G. Miu, S. Mrenna and E. Norrbin, Comput. Phys. Commun. 135, 238 (2001) 238.
- [8] V.A. Khoze, A.D. Martin and M.G. Ryskin, Eur.Phys. J.C19 (2001) 477- 483.
- [9] R. Brun et al., *GEANT3 Reference Manual*, DD/EE/84-1, CERN 1987.
- [10] R. Engel and J. Ranft, and S. Roesler: *Hard diffraction in hadron-hadron interactions and in photoproduction*, Phys. Rev. **D52** (1995) 1459
- [11] T.akesson et al., (AFS Collaboration), Nucl.Phys. **B264** (1986) 154., A. Breakstone et al., (SFM Collaboration), Z.Phys C48 (1990) 569.
- [12] A. Brandt et al., (UA8 Collaboration), Nucl. Phys. B514 (1998) 3.
- [13] F.Abe et al. (CDF Collaboration), Phys.Rev.D50, 5535, 1994.