

A Universal Central Engine Hypothesis for Short and Long GRBs

David Eichler¹, Dafne Guetta², & Hadar Manis¹

ABSTRACT

It is noted that X-ray tails (XRTs) of short, hard γ -ray bursts (SHBs) are similar to X-ray flashes (XRFs). We suggest a universal central engine hypothesis, as a way of accounting for this curiosity, in which SHBs differ from long γ -ray bursts (GRBs) in prompt emission because of the differences in the host star and attendant differences in the environment they present to the compact central engine (as opposed to differences in the central engine itself). Observational constraints and implications are discussed, especially for confirming putative detections of gravitational waves from merging compact objects.

key words: γ -rays: bursts

Short γ -ray bursts (GRBs), originally defined to be GRBs lasting less than 2 seconds and predicted to be a separate class of phenomena (Kouveliotou et al 1993), are now widely suspected of being two merging compact objects. This somehow distinguishes them in their duration and other properties from the core collapse of a massive star. In the former case, primary emission can in principle be detected even if it comes from less than 2 lightseconds from the black hole, which would probably be impossible for long bursts, where envelopes would obscure photon emission from these scales. The central engines of each, however, are likely to be similar: a black hole of maximum angular momentum surrounded by an accretion disk of matter near nuclear densities.

A fundamental open question about short GRBs is why they are so short. Is it because the central engine (presumably a black hole fed by an accretion disk) operates on a shorter timescale than those of long GRBs? Alternatively, it may be the timescale over which the γ -rays are visible. For example, the prompt γ -rays could be scattered off slow baryons (Eichler and Manis 2007) and the short duration is a result of the baryons getting accelerated to a high enough Lorentz factor to exclude much further emission along our line of sight. What seems like a short burst to us would then appear to be a much longer burst to some other observer along a different line of sight. The hypothesis can account for the fact that short bursts tend to have harder spectra, lower luminosity, and a larger solid angle than long bursts. It also

¹Physics Department, Ben-Gurion University, Beer-Sheva 84105, Israel; eichler@bgu.ac.il

²Osservatorio astronomico di Roma, v. Frascati 33, 00040 Monte Porzio Catone, Italy.

accounts for the inverse correlation between luminosity and spectral lag (Hakkila et al. 2008 and references therein) in a simple manner, assuming the acceleration is due to the primary radiation pressure.

In this letter we propose a universal central engine hypothesis for both short and long bursts. We suggest that the same compact, central engine can produce what seems to be a short, hard burst to a viewer at large viewing angle, and a long burst to a viewer at smaller viewing angle. The distinction between "central engine" - by which we mean the post-collapse compact object - and "progenitor" is emphasized. We keep the now common view that short hard bursts come from merging neutron stars or other systems without a large envelope, whereas the long bursts typically come from progenitors with large, post main-sequence envelopes.¹

That typical viewing angle should correlate with the progenitor and host environment is straightforward: a central engine sitting within a massive envelope is obscured by the envelope, and fireball material within the envelope can be observed directly down the hole bored by the fireball in the envelope (Figure 1). Observers outside the opening angle θ_o established by this hole can see emission from material only after it has nearly emerged from the envelope, and, from well outside the opening angle of the emerging material (including its $1/\Gamma$ emission cone), they detect kinematically softened emission that is nearly backwards in the frame of the fireball. Such an observer cannot view matter while it is well within the confines of the envelope ($R \leq 10^{12}\text{cm}$). When, on the other hand, there is no massive envelope obscuring the central engine, matter can be seen from within 10^{12}cm , and subsecond timescales become possible. The significance of the host/progenitor may then be the angles at which it allows the burst to be observed, and, therefore, the stage of the burst that is observable.

The unified model proposed here should be contrasted to that of Yamazaki et al (2004), which, somewhat presciently, was made *before* the operation of Swift (and the resulting localization of SHBs). They proposed that short bursts come from the same central engine as long bursts, and that they appear short when one emitting "minijet" of many comes close enough to the line of sight as to dominate over the contribution of all the others.

¹The differences between the progenitors of short and long GRB, might, *a priori*, be suspected of giving rise to different types of central engines; our point is simply that such differences do not appear to be crucial or necessary for understanding the systematic differences between short and long bursts. Similarly, the differences in the host environment of the central engines might give rise to differences in the collimation of short and long bursts, and this might indeed have some observational consequences, but neither is this the main point of this letter. Here we merely note that the observed differences can be accounted for by different viewing angle.

Observers at large offset angle to the axis of the swarm of minijets see X-ray flashes, but little or no hard emission. In the Yamazaki et al picture, it would be hard to understand why SHBs typically come from different types of galaxies and, by inference, different types of progenitors. It would also be hard to understand why SHBs are *underluminous* (or overly hard) in the context of the Amati relation. It is not clear that the hard part of the GRB would always precede the soft part. Finally, it would be hard to understand why the small scale time structure and spectral lags in SHBs are qualitatively different from those in long GRBs. In the unified model we propose here, on the other hand, the hard photons of the SHB are seen at large viewing angles, but from an earlier stage of the fireball’s acceleration, and these observations follow naturally.

Below, we summarize the observations that motivate the universal central engine hypothesis. We then show that a particular model for GRB subpulses can produce a viable model for SHBs and the X-ray tails.

Observational Motivations: SHBs frequently display long X-ray tails that compare in duration to long X-ray flashes. The discovery (e.g. Donaghy et al 2006; Norris and Bonnel, 2006; Gehrels et al 2006) confirmed by Swift that short bursts have X-ray tails (XRTs) of much longer duration than the burst itself heightens the suspicion that the central engine continues to operate for longer than 2 seconds. Donaghy et al report that most SHBs observed with HETE II (which has a lower photon energy threshold than Swift) have long, soft tails, whereas the fraction of Swift SHBs is somewhat less, about half. We may interpret this as XRTs being slightly softer than XRFs and/or as Swift being more sensitive than HETE II to the short, hard phase of SHBs. We argue below that this is expected, because the larger the viewing angle, the shorter, harder the emission of the short phase, when by hypothesis $\Gamma \sim 1/\theta$, and the softer the tail emission when Γ has reached its terminal value.

Apart from possibly being slightly softer, these XRTs are quite similar to γ -ray-silent X-ray flashes (XRFs), which have been proposed to be ”off axis” GRBs. This interpretation of XRFs has also been supported by their tendency to show depressed X-ray afterglow (relative to normal GRBs) until $\sim 3 \times 10^5$ s after the prompt emission (Sakamoto et al 2008), after which the afterglow appears to be of about the same intensity as that of a classical GRB. This suggests that we are seeing a kinematically suppressed, under-blue shifted signal that is predicted for an offset viewer.

There exists by now some evidence that SHBs are beamed into a small solid angle, similar to long GRBs. Fox et al. (2005) interpreted the steepening of the optical afterglow light curve of GRB 050709 and GRB 050724 in terms of a jet break, translating into a beaming factor $f_b^{-1} \sim 50$ (with f_b the fraction of the 4π solid angle within which the GRB is emitted). Soderberg et al (2006) found a beaming factor of ~ 130 for GRB 051221A.

Therefore, with the present data, the beaming angle of SHBs seems to be in a range of $\sim 0.1 - 0.2$ radians. The question is how this beam width compares to that of the X-ray tail.

Below, we summarize the data on SHBs, note that the XRTs (unlike the hard emission) obey the Amati relation (Amati et al. 2002), describe a particular version of a universal central engine hypothesis, and attempt a rough estimate of the beam width of the XRTs of SHBs based on the supposition that they are basically XRFs.

We have considered all the short bursts reported by Swift from its launch (November 2004) until March 2008; this constitutes a sample of 28 bursts. In Table 1 we report the observed data relative to those for which X-ray emission was detected by the X-ray telescope on board Swift. As noted by Donaghy et al (2006), prolonged soft emission in HETE II data is a rather reliable signature of SHBs, but it is clear that there is large scatter in the luminosity of the XRTs relative to the γ -ray luminosity, and, in the Swift data, XRTs are *not* a reliable indicator for a SHB.

The XRTs are quite similar to γ -ray-silent XRFs detected by HETE-II, BeppoSax and Swift (see Figure 2). We made a spectral analysis of all the XRTs that could be detected by the WFC and did not find any evidence of a spectral break in the band 0.3-10 keV. We have therefore assumed a spectral peak at ~ 10 keV with an uncertainty of ~ 8 keV. The only burst that seems to have a higher energy break is 050724 (Campana et al. 2006) and we took $E_{\text{peak}} \sim 20$ keV for this burst. We see that the XRTs obey the Amati correlation to within the uncertainties, whereas the prompt γ -ray emission is far removed from this correlation.

Interpretation: That XRTs of SHBs are consistent with the Amati relation is what is expected if both the short hard emission and the X-ray tail are attributed to the offset viewing of what might be observable as a classic long GRB from a different direction. The X-rays are photons beamed backward in the frame of the classical fireball. They are reduced in frequency as the first power of the Doppler factor, and, in time-integrated fluence, by the square of the Doppler factor, when the beam is wider than the angular separation θ_V of the observer's line of sight from the beam (Eichler and Levinson 2004). This gives the Amati correlation. (When, on the other hand, θ_V is comparable to or larger than θ_o , the apparent luminosity decreases as a steeper power of peak frequency [Yamazaki et al 2002, 2004, Eichler and Levinson 2004]). The hard photons, on the other hand, are scattered into the line of sight by baryonic material that has not yet been accelerated beyond a Lorentz factor of $1/\theta_V$ (but soon will be). As such, the primary luminosity, as seen by observers in the beam, is diluted by the scattering, because the $1/\Gamma$ cone at low Γ is much wider than it will end up when maximum Lorentz factor is reached. Whereas the scattering reduces only modestly the individual photon energies to observers within $1/\Gamma$ of the axis of scatterer's

motion [$\cos\theta_V \geq \beta$] - E'/E being at least $1/\Gamma^2(1 - \beta^2)(1 + \beta) \geq 1/2$ - it greatly dilutes the fluence by spreading it over a much wider solid angle. So the fluence is greatly below what the Amati relation would predict for viewers that are within $1/\Gamma_a$ of the primary beam when it is finally at its terminal Lorentz factor Γ_a . The observer at wide angle (from the direction of the low Γ scatterer) sees a much shorter hard pulse than the viewer at smaller offset angle (Eichler and Manis 2007), as shown in Figure 3, because the acceleration time as measured by the observer is proportional to Γ . In these figures we plot the light curve of the scattered emission from a single accelerating cloud with point-like geometry as seen by viewers at two different viewing angles. (We stress that this is not the same as predicting a light curve from the burst, which has a finite solid angle and time interval in which scatterers can be injected. The data superimposed in the same graph is merely for reference.) Other factors could contribute to the duration, such as the intensity of radiation pressure that causes the acceleration.

Assuming a Lorentz factor for the blast of $\Gamma(t) \simeq 100(t/100s)^{-3/8}$ (Sari et al. 1998), we estimate the Lorentz factor of the blast wave after 3×10^5 s, the typical recovery time for XRFs (Sakamoto et al 2008), to be $\Gamma(10^{5.5}s) \sim (10^{11/16}) \sim 5$. Attributing the afterglow recovery to the decrease of the blast's Lorentz factor down to $1/\theta_V$, one estimates that XRFs are typically observed at an offset angle of $\theta_V \sim 0.2 \sim 10^\circ$ from the blast. In fact, a complete recovery requires that Γ decline to comfortably below $1/\theta_V$, so θ_V , defined to be the angular distance to the edge of the jet, is better estimated to be less than 0.2. Writing θ_V as $10^{-1}\theta_{-1}$, the typical spectral peak of the XRTs E_{peak} as $30E_{x,30}\text{KeV}$, and the expected spectral peak measured by the head-on observer as $E_{ho} \times 1\text{Mev}$, we estimate the Lorentz factor of the fireball that emits the prompt emission to be given by $0.03E_{x,30}/E_{ho} = 1/\Gamma^2(1 + \beta)(1 - \beta\cos\theta) \sim (\theta_V\Gamma)^{-2}$, or

$$\theta_V\Gamma \sim 6[E_{x,30}/E_{ho}]^{1/2}. \quad (1)$$

For $\Gamma \sim 10^2$, and $E_{x,30}, E_{ho}$ both ~ 1 , this gives $\theta_V \sim 6 \times 10^{-2}[E_{x,30}/E_{ho}]^{1/2}$, which is consistent with the estimate of θ_V from the afterglow recovery time. Assuming that the jet itself has an opening angle of order 10^{-1} radians, this gives an opening angle for an XRF of about 0.1 to 0.2 radians, in reasonable agreement with the estimate from the flat phase of the afterglow. That the offset θ_V is comparable to the opening angle of the fireball jet θ_o suggests that for $E_{30} \ll 1$, the luminosity of the XRF should drop below that predicted by the Amati relation.

That extended soft emission is a reliable indicator for SHBs (Donaghy al. 2006) suggests that the solid angle in which the soft photons are detectable by HETE II is at least as large as that from which the hard γ -beam is detectable. On the other hand, the large variation in X-ray to γ -ray fluence suggests that we should be cautious about making simple generalizations regarding the relative characteristics of the X-ray tail and the γ -ray beams. Given our

estimates of 0.1 to 0.2 radians for both the soft and hard beams, we could attribute the large variation in hard/soft emission ratio to the fact that the opening angles of the XRTs and hard γ -ray emissions are comparable, and that one can be observed near the ragged edge of the other. In our model, moreover, the fraction of hard γ - rays scattered into our line of sight can be highly variable from one burst to the next. Furthermore, the directions of the prompt γ -radiation and the accelerating baryons need not be the same (e.g. Eichler and Granot 2006, and references therein), so the respective relations of the observer’s line of sight to each of them is a somewhat free parameter. This affects the Lorentz factor of the scatterer that contributes to our line of sight, and hence the extent of solid angle dilution of the photon intensity. XRTs should therefore be considered as an important complement to (but not necessarily better than) SHBs in corroborating LIGO signals.

Long GRBs, XRFs, SHBs and XRTs each have two parameters - their cosmic event rates per unit volume and their beaming factors - for a total of eight parameters. Measuring the relative detection rates and distribution of distances of each of the four categories of events reduces this to four free parameters. The universal central engine hypothesis, in its simplest and most naive form, together with the offset viewing hypothesis for XRFs posit that a) the rate per unit volume of XRTs is the same as that of SHBs, b) the physical parameters of XRFs and XRTs are the same, c) the relative event cosmic rates of XRFs and XRTs per unit volume are the same as for long vs. SHBs, and d) the rate per unit volume of XRFs is the same as for classical long GRBs. These are only four assertions that constrain the four unknowns. So, although it may be possible to constrain the parameters of such a beaming factor within the framework of a universal central engine hypothesis via observations, the above considerations do not overconstrain the model enough to test its validity.

On the other hand, additional information could provide further tests. There may be small differences between XRTs and XRFs imposed by the different types of host stars, differences in their subsequent afterglow patterns as well as information on the host galaxies. Further into the future, a viable data set of LIGO events would allow a test of the relative beaming factors of SHBs and XRTs. We suggest that LIGO should operate together with efficient SHB detectors and wide field X-ray cameras. This would not only improve the chances for corroborating LIGO detections of mergers, but would enable these detections to teach us more about the associated high energy processes as well.

Our suggestion that some XRTs of SHBs are XRFs, *combined with* the hypothesis that they correspond to offset viewing of a long burst in some other direction, predicts that a large enough sample of XRFs, even if unbiased by any γ -ray trigger, should have a subset that correlates with SHBs. A careful analysis, however, shows that BATSE should have detected less than one SHB coincident with any X-ray flash. A larger sample of XRFs detected while

a SHB detector is operating would give tighter constraints.

Further Consequences: Short bursts, inasmuch as they are believed to be merging compact objects (neutron star-neutron star, NS-NS, or neutron star-black hole, NS-BH), are expected to be closely connected to gravitational wave signals, and potential candidates, if close enough, for detection by LIGO. The horizon of first generation LIGO and Virgo for NS-NS, NS-BH mergers is ~ 20 and 43 Mpc, respectively, while advanced LIGO/Virgo should detect them out to a distance of ~ 300 and 650 Mpc (for a review see Cutler & Thorne 2002). Guetta and Stella (2008) have recently estimated that, assuming a beaming factor ~ 100 , a sizeable fraction of gravitational wave events detectable by LIGO II is expected to be coincident with SHBs, which provides a new, interesting perspective for the Advanced LIGO/Virgo era. Here we note that a wide angle X-ray camera in addition to a Swift-type detector that triggers on hard γ -ray emission could possibly increase our ability to corroborate LIGO signals as well as learn more about merger events. As these events could be of marginal statistical significance, it would be good to verify them independently with detections of high energy emission that is believed to be associated with mergers. The complex, multicomponent nature of SHBs suggests that careful thought should be given as to the best way to corroborate putative gravitational wave events.

Summary: We have suggested that short, hard GRBs may have the same central engine as that of long GRBs, though having a different size host envelope, and that their duration is determined by the acceleration time of a relativistic scatterer that scatters them into our line of sight. A very rough estimate of the opening angle of XRTs, based on their hypothesized similarity to XRFs, is 0.1 to 0.2 radians, which is comparable to estimates of the opening angles for the hard emission. It is thus difficult to say which would be better for corroborating nearby compact mergers following LIGO triggers. Further information on the relative detectabilities of XRTs and the corresponding short hard γ -emission could be obtained by a wide field X-ray camera and γ -ray detectors working together. In six of 12 cases with known redshifts, the X-ray tail would exceed 10^{-10} erg/cm²s had the burst been within 300 Mpc (distance of GW detectability if the SHBs come from NS-NS mergers), so that LIGO might in such cases act as the primary trigger, which would have the valuable property of being free of any electromagnetic spectral bias.

One interesting prediction of the universal central engine hypothesis is that, while much of the X-ray fluence comes after the location and slewing of the Swift X-ray telescope, much of the fluence also can come out on a short timescale, the so called "spike", depending on whether the source has a soft primary component. This appears to be consistent with HETE-II observations of short bursts (Donaghy et al 2006, figures 2-5,13, table 7). An important distinction should be made between the short rise of soft emission and the longer

tail. The "spike" (i.e. rise and peak) consists either of a) photons that were soft at the primary source, and lost only about half their (observer frame) energy during the scattering or b) primary radiation that was softened by reprocessing at the scatterer, while the tail consists of photons that may well have been hard at the source and were drastically softened in the observer's frame by making a near 180 degree rear end collision with the scatterer. The former should have a rise time that is nearly energy independent, as it is established by the acceleration time of the scatterer to $1/\theta$, while the latter have a much longer decay time at low energy because the collision-softened photons populate the low energy bins at large t (Eichler and Manis 2007). Thus, the relative shapes of the light curves in different energy bins, which reflect the relative contributions of these two classes of photons to the X-ray tail, can be very sensitive to the primary spectrum, which, in turn, can be sensitive to the type of progenitor/host. For example, if the prompt, soft photons have a component of thermal emission from the back side of the scatterer that has been heated by Compton recoil, we expect this component to have the same time profile as the hard γ -rays. Such a component could be more important for SHB environments, where the scatterer is closer to the central engine and sees a stronger radiation field. Moreover, at lower Lorentz factor, its back end sees a harder radiation field, so the Compton recoil heats more efficiently. This and several other matters beyond the scope of this paper bear further investigation.

A serious quantitative model of a SHB light curve within the context of the ideas sketched here should take into account the following: a) The scatterer may in fact be a swarm of individual clumps running into each other and accelerating uniformly only as a group. Figure 3 should therefore be taken, at best, as a rough envelope that characterizes the general trend of the light curve. The individual subpulses may be scattered photons from scatterers that are accelerating (as well as decelerating) on a somewhat faster timescale, and therefore have smaller positive (as well as negative) spectral lags. b) The distribution of scatterers as a function of angular separation from the observer's line of sight is unknown but there are probably more at larger angles. The observed light curve is the sum over the individual contributions from the members of the swarm. c) While the scatterer is at modest Lorentz factor, backscattered photons may be intercepted by pair-producing collisions with primary photons. This can lower the X-ray luminosity near and just after the peak, when, for viewers at large angle, the Lorentz factor is still modest. (Eventually, as the Lorentz factor picks up, the primary photons in the frame of the scatterer are not energetic enough for pair production.) Thus, while primary, soft photons may escape immediately, the nearly 180 degree backscattered hard photons escape only after the overall Lorentz factor of the scatterers is high enough.

The universal central engine hypothesis also predicts that, occasionally, we are close to the axis of a GRB that originates from a SHB-type host. In such a case, the GRB would

appear long in duration, but of the "short" variety in other ways. Indeed, there are such bursts (e.g. 060614) that confound a simple two class classification scheme (Donaghy et al 2006; Gehrels et al 2006).

We thank Luigi Piro and Matteo Perri for useful discussions. We acknowledge support from the U.S.-Israel Binational Science Foundation, the Israel Academy of Science, and the Robert and Joan Arnow Chair of Theoretical Astrophysics.

REFERENCES

- Amati L., et al. 2002, *A&A* 390, 81.
- Campana, S., et al. 2006, *A&A* 454, 113
- Cutler, C. & Thorne, K. S., 2002, gr-qc/0204090, Proceedings of GR16.
- Donaghy, T. Q., et al. 2006, astro-ph/0605570
- Eichler, D. and Granot, J. 2006 *ApJ*, 641, L5
- Eichler, D. and Manis, H. 2007, *ApJ* 669, L65.
- Eichler, D. and Levinson, A. 2004, *ApJ* 614, L13.
- Fox, D. B., et al., 2005, *Nature*, 437, 845
- Gehrels, N. et al. 2006, *Nature* 444, 1044.
- Guetta, D. and Stella, L., 2008, *ApJ Letters* submitted.
- Hakkila, J. et al. 2008, *ApJ* 677, L81.
- Heise, J., in't Zand, J., Kippen, R. M., and Woods, P. M., 2001, astro-ph, 0111246.
- Kouveliotou, C. et al. 1993, *ApJ* 413, L101.
- Norris, J. P. and Bonnell, J.T. 2006, *ApJ* 643, 266.
- Sakamoto, T., et al, 2005, *ApJ*, 629, 311.
- Sakamoto, T., et al, 2008, *ApJ*, 679, 570.
- Sakamoto, T. et al. 2008, astro-ph/0801.4319.
- Sari, R., Piran, T. and Narayan, R. 1998, *ApJ* 497, L17.
- Soderberg, A., et al, 2006, *ApJ*, 650, 261
- Toma, K., Yamazaki, R., and Nakamura, T., 2005, *ApJ*, 620, 835
- Toma, K., Yamazaki, R., and Nakamura, T., 2005, *ApJ*, 635, 481.

Troja, E., King, A. R., O'Brien, P. T., Lyons, N., and Cusumano, G., 2007, astro-ph 0711.3034.

Yamazaki, R., Ioka, K., and Nakamura, T., 2002, ApJ, 571, L31.

Yamazaki, R., Ioka, K., and Nakamura, T., 2004, ApJ, 606, L33.

Yamazaki, R., Ioka, K., and Nakamura T., 2004, ApJ 607, L103.

Table 1: Properties of SHB prompt and afterglow emission as detected by Swift X-ray telescope and HETE-2 (indicated with the *); the + indicates that they could be detected by the WFC. The X-ray flux is estimated at 60-100 sec after the burst and is given in the 0.3-10 keV energy range. In the last column we report what the X-ray flux would be if the SHB were at a distance of LIGO (advanced version) detectability (300 Mpc if SHBs come from NS-NS mergers).

GRB	z	S_γ 10^{-7} erg/cm ²	$E_{\gamma,iso}$ 10^{49} erg	F_x 10^{-11} erg/cm ² /s	$E_{x,iso}$ 10^{49} erg	F_x (@ 300 Mpc) 10^{-11} erg/cm ² /s
050709*+	0.16	3 ± 0.38	1.4	800	3.4	3.3×10^3
050724+	0.258	6.3 ± 1	7.2	1200	10.1	9.9×10^3
051210+		1.9 ± 0.3		90		
051221+	0.546	22.2 ± 0.8	84	20	0.6	590
060313 +		32.1 ± 1.4		30		
071227+	0.383	2.2 ± 0.3	4.0	46	0.87	854
050509B	0.225	0.23 ± 0.09	0.2	0.06	4.5×10^{-4}	0.44
050813	0.7	1.24 ± 0.46	5.2	0.6	0.025	25
050906		0.84 ± 0.46		< 0.007		
050925		0.92 ± 0.18		< 0.003		
060502B	0.287	1 ± 0.13	1.15	0.1	0.001	0.98
060801		0.8 ± 0.1		0.1		
061201	0.11	3.3 ± 0.3	0.7	10	0.02	24
061217	0.827	0.46 ± 0.08	2.4	0.1	0.005	4.9
070429B	0.904	0.63 ± 0.1	3.5	0.11	0.006	5.9
070724	0.45	0.3 ± 0.2	0.6	0.05	0.0012	1.2
070729	0.904	1.0 ± 0.2	5.6	0.024	0.001	0.98
070809		1.0		0.179		
071112B		0.48		< 0.02		

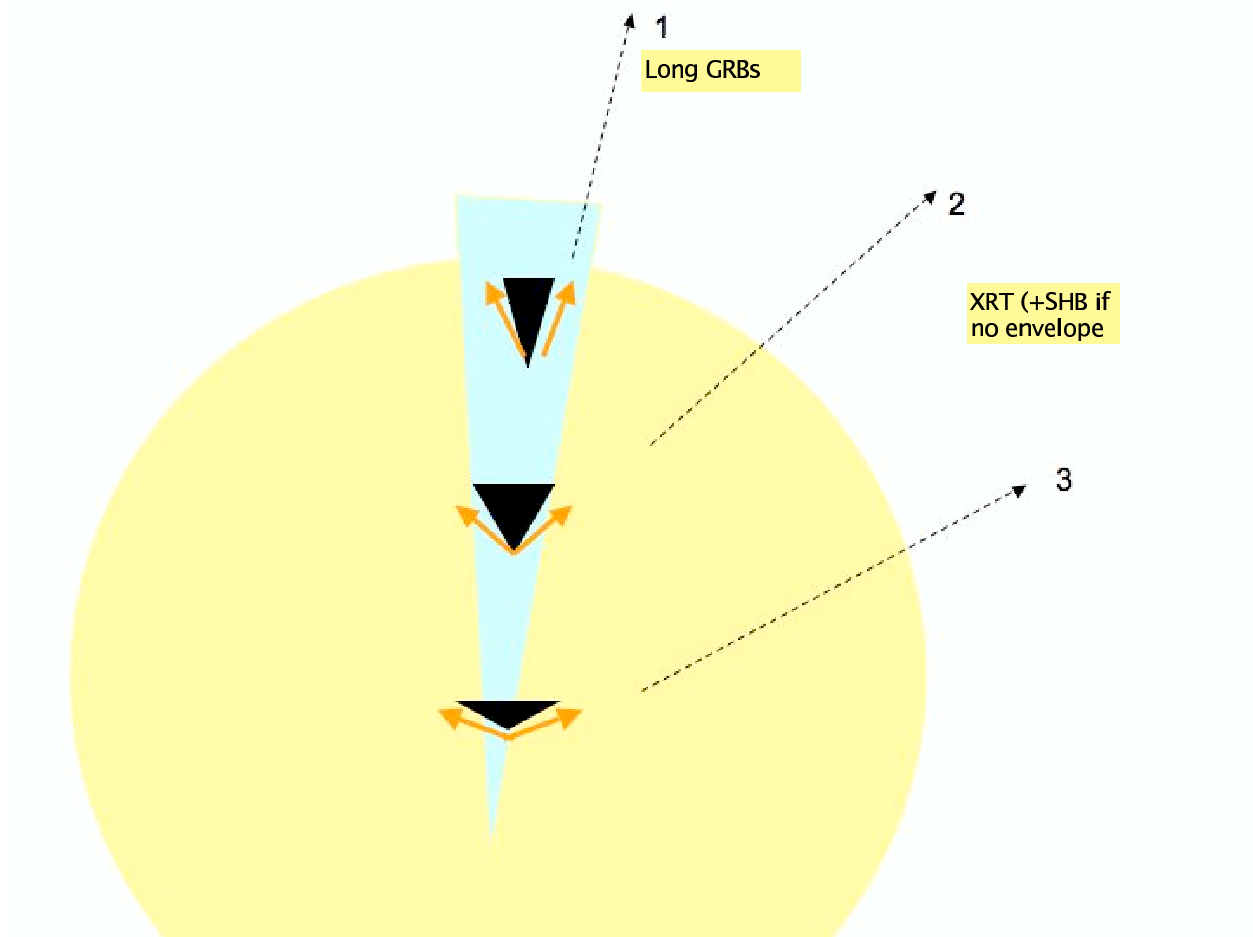


Fig. 1.— A schematic drawing of the output of a "universal central engine". The black cones depict the shadow cast by an optically thick scatterer that scatters or emits radiation from its back end. The three positions of the scatterer represent its increasing Lorentz factor Γ as it is accelerated by radiation pressure. Observer 1 sees a long γ -ray burst, emitted at large Lorentz factor. Observer 2 sees an XRT, and, only if there is no giant envelope obscuring the line of sight, can also observe a short, hard burst of scattered γ -radiation as the scatterer accelerates through a Lorentz factor that is the reciprocal of the observer's viewing angle. Observer 3 sees an even weaker, softer XRT, and (also only if his line of sight is not obscured) an even shorter hard GRB.

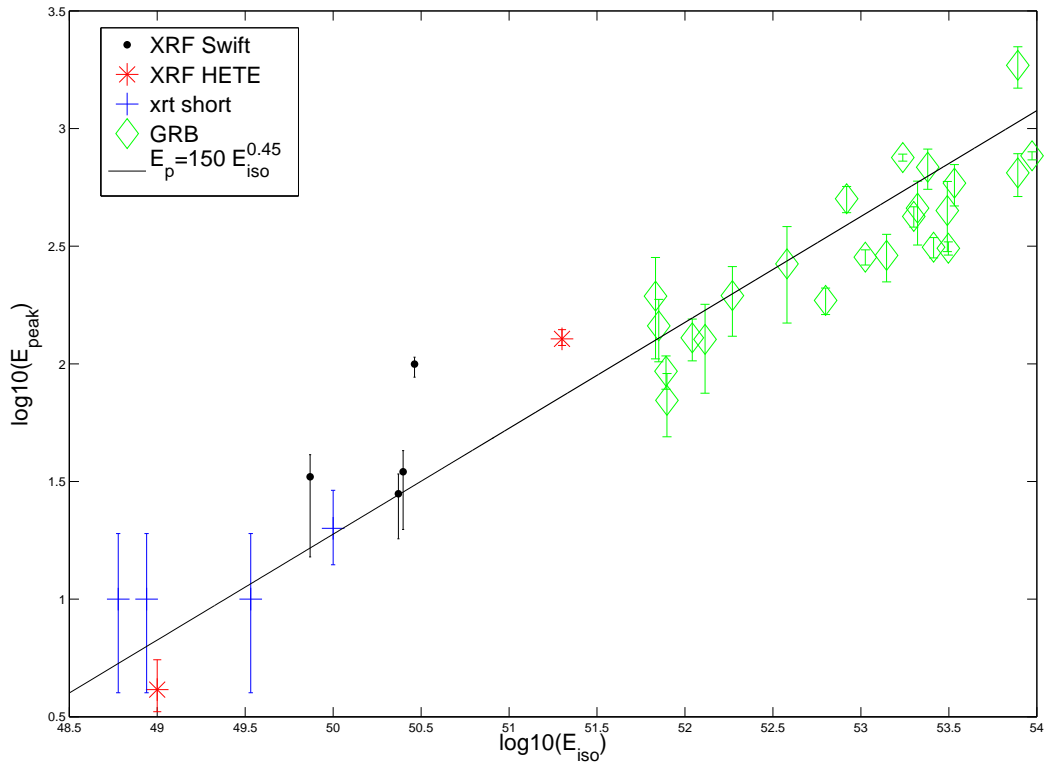


Fig. 2.— E_{peak} and E_{iso} values for the XRF detected by HETE and Swift and for the X-ray tail of SHBs. We also plot the relation for normal GRBs (Amati et al. 2002).

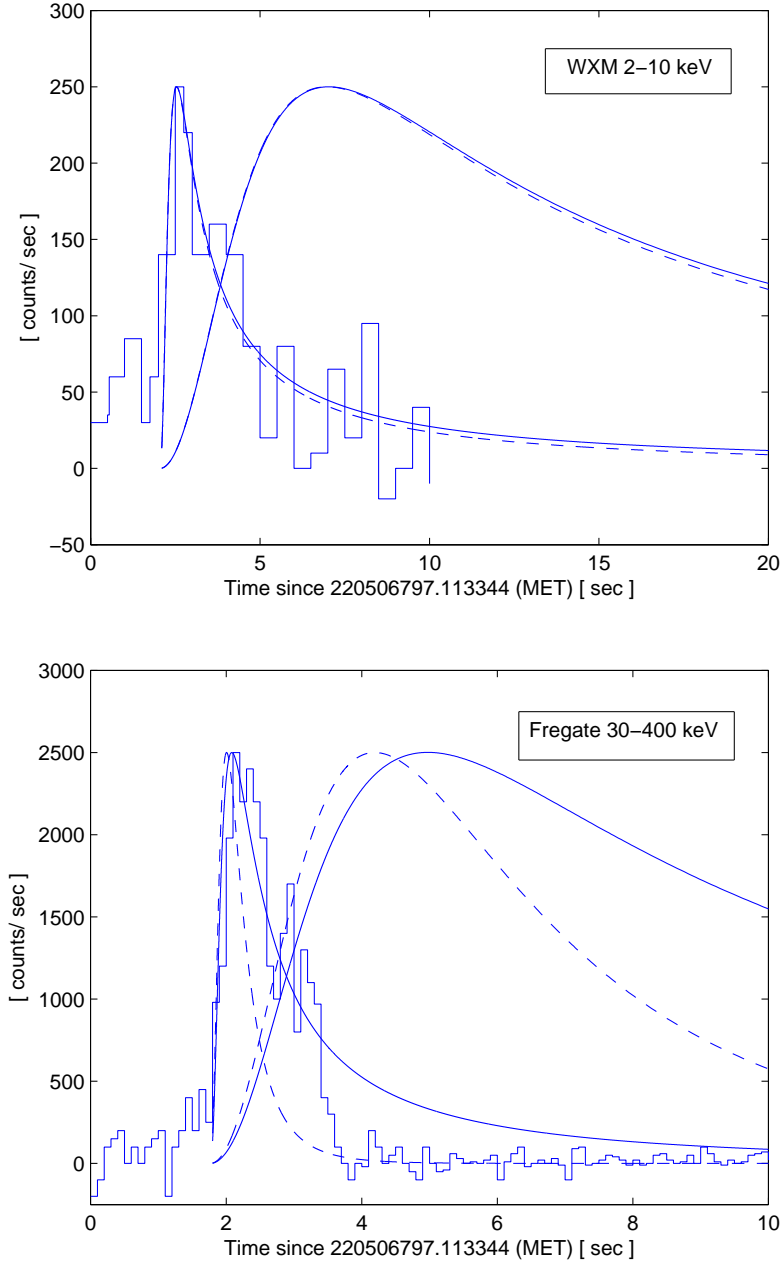


Fig. 3.— Upper panel: The light curves at 2 (solid line) and 10 KeV (dashed) are shown for observers that detect scattered emission off a single point-like scatterer that undergoes constant acceleration, at viewing angles θ_V of 0.02 and 0.2 radians from the direction of the acceleration. Lower panel: The same but for the photon energies 30 (solid) and 400 KeV (dashed). In each case the broader light curve is for the smaller viewing angle 0.02, and the apparent rise time is inversely proportional to $\sin\theta_V$. The primary spectrum is taken to be $E^{-1/2}e^{-E/600 \text{ KeV}}$. The plotted data is GRB 060121 as observed by the HETE II WXM (2-10 KeV) and Fregate (30-400 KeV) where the x axis is labeled in seconds. The theoretical curve, if it has a rise time of t_0 seconds, would correspond to an acceleration (expressed here as an equivalent radiative force) in the instantaneous rest frame of the scatterer of $d\beta'c/dt' = \frac{1-\beta}{1+\beta}(\sigma_T/\tau m_p c) \frac{L}{4\pi r^2} \sim t_0^{-1}(\sin\theta)^{-1}(\sigma_T/\tau m_p c) \frac{2.5 \times 10^{46} \text{ erg}}{4\pi \times 10^{24} \text{ cm}^2 \text{ s}}$, where σ_T is the Thomson scattering cross section, and m_p is the mass of the proton (EM07). For SHBs, the theoretical curve might be more appropriately scaled to subpulses. The normalization of the theoretical curves is arbitrary for convenience of plotting. The absolute normalization will be discussed elsewhere.