

Standard random walks and trapping on the Koch network with scale-free behavior and small-world effect

Zhongzhi Zhang^{1,2,*}, Shuigeng Zhou^{1,2,†}, Wenlei Xie^{1,2}, Lichao Chen^{1,2}, Yuan Lin^{1,2}, and Jihong Guan^{3‡}

¹*School of Computer Science, Fudan University, Shanghai 200433, China*

²*Shanghai Key Laboratory of Intelligent Information Processing, Fudan University, Shanghai 200433, China and*

³*Department of Computer Science and Technology,
Tongji University, 4800 Cao'an Road, Shanghai 201804, China*

(Dated: October 3, 2018)

A vast variety of real-life networks display the ubiquitous presence of scale-free phenomenon and small-world effect, both of which play a significant role in the dynamical processes running on networks. Although various dynamical processes have been investigated in scale-free small-world networks, analytical research about random walks on such networks is much less. In this paper, we will study analytically the scaling of the mean first-passage time (MFPT) for random walks on scale-free small-world networks. To this end, we first map the classical Koch fractal to a network, called Koch network. According to this proposed mapping, we present an iterative algorithm for generating the Koch network, based on which we derive closed-form expressions for the relevant topological features, such as degree distribution, clustering coefficient, average path length, and degree correlations. The obtained solutions show that the Koch network exhibits scale-free behavior and small-world effect. Then, we investigate the standard random walks and trapping issue on the Koch network. Through the recurrence relations derived from the structure of the Koch network, we obtain the exact scaling for the MFPT. We show that in the infinite network order limit, the MFPT grows linearly with the number of all nodes in the network. The obtained analytical results are corroborated by direct extensive numerical calculations. In addition, we also determine the scaling efficiency exponents characterizing random walks on the Koch network.

PACS numbers: 05.40.Fb, 89.75.Hc, 05.60.Cd, 05.10.-a

I. INTRODUCTION

Complex networks have been acknowledged as an invaluable tool for describing real-world systems in nature and society [1, 2, 3, 4, 5]. Extensive empirical studies have uncovered that a lot of real networks share several remarkable features [6]. One of the most relevant is the scale-free behavior, that is, various real networks exhibit a power-law degree distribution $P(k) \sim k^{-\gamma}$ [7]. Another very important observation is that most real-life systems are characterized by ubiquitous small-world effect [8], including large clustering coefficient [9] and small average path length (APL) [10]. Both the scale-free behavior and the small-world effect have a profound impact on almost all dynamical processes taking place on the networks [3, 4, 5, 8, 11, 12, 13, 14, 15, 16, 17].

Among various dynamical processes, random walks on networks are fundamental to many branches of science, and have received considerable attention from the scientific community [18, 19, 20, 21, 22, 23, 24, 25]. As a primary dynamical process, random walks are related to a plethora of other dynamics such as transport in media [26], disease spreading [27], and target search [28, 29] to name a few. On the other hand, random walks are useful for the study of topological structure (e.g. between-

ness and average path length [18, 25]) and community detection [30] on networks. In particular, as an integral theme of random walks, trapping is related to a wide variety of contexts [31], such as photon-harvesting processes in photosynthetic cells [32, 33] and characterizing similarities between the elements of a database [34]. It is thus of theoretical and practical interests to study standard random walks and trapping problem on complex networks.

The main interesting quantity closely related to random walks is the mean first-passage time (MFPT), and a central issue in the study of random walks is how the MFPT scales with the size of the system [26, 35, 36]. In the past several years, a lot of endeavors have been devoted to studying the intrinsic relations between the scaling behavior of random walks and the underlying topological structure of networks [18, 19, 31, 37]. The results of these investigations uncovered many unusual and exotic features of complex networks, especially of small-world and scale-free networks. In spite of their useful insight, most of previous jobs focused on numerical investigation, the analytical results of MFPT (in particular the average for all pairs of nodes) for standard random walks and trapping problem have been far less reported, with the exception of some graphs with simple topology, such as regular lattices [32], Sierpinski fractals [38, 39], T fractal [40], and deterministic scale-free trees [41, 42], as well as other structures [20, 21, 22], and exhaustive analytical research on scale-free and small-world networks with loops is still missing.

In this paper, we analytically investigate the scaling

*Electronic address: zhangzz@fudan.edu.cn

†Electronic address: sgzhou@fudan.edu.cn

‡Electronic address: jhguan@tongji.edu.cn

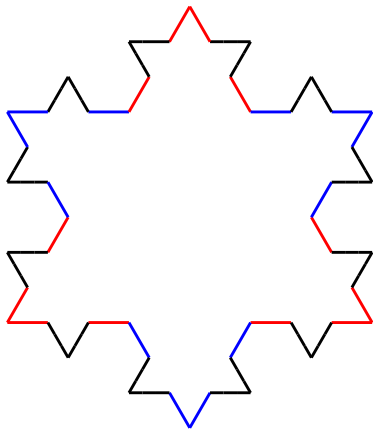


FIG. 1: (Color online) The first two generations of the construction for Koch curve.

behavior of MFPT on complex networks with scale-free phenomenon and small-world effect. To achieve this goal, we first propose a relevant deterministic network, named Koch network, which is based on the classical fractal—Koch curve. We then suggest a minimal iterative algorithm generating the Koch network, on the basis of which we give in detail a scrutiny of the network architecture. The analysis results show that the Koch network is simultaneously scale free, small world, and has large clustering coefficient. Particularly, we show that the Koch network is completely two-point uncorrelated by exactly computing two relevant quantities of two-point correlations, which has never been previously found in other deterministically growing networks. Eventually, we study the scalings of MFPT on the proposed network for the standard random walks, together with a special case of trapping problem with the trap fixed at a hub node. We present that the MFPT averaged over all couples of nodes scales linearly with the network order (total number of nodes). We derive a closed-form solution for the MFPT characterizing the trapping process, which also grows as a linear function of the network order. We also compare our results with those previously obtained for other scale-free networks.

II. NETWORK CONSTRUCTION

The network under consideration is derived from the Koch curve. To define the network, we first introduce the classical fractal, Koch island, also known as Koch curve, Koch snowflake or Koch triangle, which was proposed by Koch [43]. This well-known fractal denoted by S_t after t generations is constructed as follows [44]. Start with an equilateral triangle and denote this initial configuration as S_0 . Perform a trisection of each side of this initial triangle and construct an equilateral triangle on each middle segment, so that the interior of the added triangle lies in the exterior of the base triangle, then remove

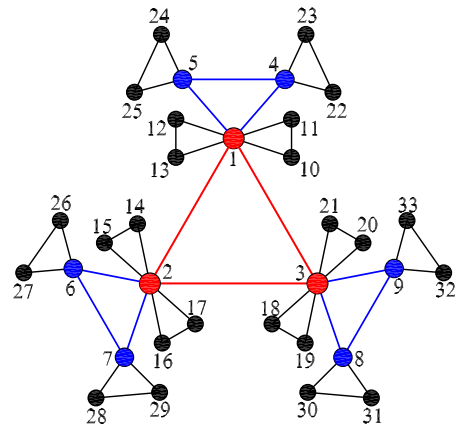


FIG. 2: (Color online) Construction for the Koch network and labels of its nodes, showing the first two steps.

the segment upon which the new triangle is established. Thus, we get S_1 . For each line segment in S_1 , trisect it and draw an equilateral triangle based on the resultant middle small segment to obtain S_2 . Repeat recursively the procedure of trisection of existing line segments in last generation and addition of triangles. In the infinite t limit, we obtain the famous Koch curve S_t , whose Hausdorff dimension is $d_f = \frac{2 \ln 2}{\ln 3}$ [45]. In Fig. 1, we show schematically the structure of S_2 . In fact, this fractal can be easily generalized to other dimensions [44].

From the Koch curve we can easily construct a network (called Koch network) using a simple mapping as follows. In the Koch network, nodes (vertices and sites) correspond to the sides (excluding those deleted) of the triangles constructed at all generations of the Koch curve as shown in Fig. 1. That is to say, for every triangle created at some generation, its two newly-born sides are mapped to two nodes, while the removed side is not. We make two nodes connected if the corresponding two sides of the Koch curves contact each other. For uniformity, the three sides of the initial equilateral triangle of S_0 also correspond to three different nodes. Note that after the birth of each side of a triangle constructed at a given generation, although some segments of it will be deleted at subsequent steps, we look upon its remaining segments as a whole and map it to only one node. Figure 2 shows the network associated with S_2 .

III. GENERATION ALGORITHM OF KOCH NETWORK

According to the construction process of Koch curve and the proposed mapping from Koch curve to Koch network, we can introduce with ease an iterative algorithm to create Koch network, denoted by $K(t)$ after t generation evolutions. The algorithm is as follows. Initially ($t = 0$), $K(0)$ consists of three nodes forming a triangle. Then, each of the three nodes of the initial triangle gives birth to two nodes. These two new nodes and its

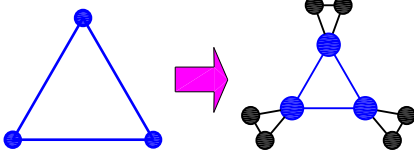


FIG. 3: (Color online) Iterative construction method for the network.

mother node are linked to each other shaping a new triangle. Thus we get $K(1)$ (see Fig. 3). For $t \geq 1$, $K(t)$ is obtained from $K(t-1)$. We replace each of the existing triangles of $K(t-1)$ with the connected cluster on the right-hand side (rhs) of Fig. 3 to obtain $K(t)$. The growing process is repeated until the network reaches a desired order. Figure 2 shows the network growth process for the first two steps.

Next we compute the order and the size (number of all edges) of Koch network $K(t)$. To this end, we first calculate the total number of triangles existing at step t , which we denote as $L_\Delta(t)$. By construction, this quantity increases by a factor of 4, i.e., $L_\Delta(t) = 4 L_\Delta(t-1)$. Considering the initial condition $L_\Delta(0) = 1$, it follows that $L_\Delta(t) = 4^t$. Let $L_v(t)$ and $L_e(t)$ be the respective number of nodes and edges created at step t . Notice that each triangle in $K(t-1)$ will lead to an addition of six new nodes and nine new edges at step t , then one can easily obtain the following relations: $L_v(t) = 6 L_\Delta(t-1) = 6 \times 4^{t-1}$ and $L_e(t) = 9 L_\Delta(t-1) = 9 \times 4^{t-1}$ for arbitrary $t > 0$. From these results, we can compute the order and the size of Koch network. The total number of vertices N_t and edges E_t present at step t is

$$N_t = \sum_{t_i=0}^t L_v(t_i) = 2 \times 4^t + 1 \quad (1)$$

and

$$E_t = \sum_{t_i=0}^t L_e(t_i) = 3 \times 4^t, \quad (2)$$

respectively. Thus, the average degree is

$$\langle k \rangle = \frac{2E_t}{N_t} = \frac{6 \times 4^t}{2 \times 4^t + 1}, \quad (3)$$

which is approximately 3 for large t , showing that Koch network is sparse as most real systems.

IV. STRUCTURAL PROPERTIES OF KOCH NETWORK

Now we study some relevant characteristics of Koch network $K(t)$, focusing on degree distribution, clustering coefficient, average path length, and degree correlations.

A. Degree distribution

We define $k_i(t)$ as the degree of a node i at time t . When node i is added to the network at step t_i ($t_i \geq 0$), it has a degree of 2, viz., $k_i(t_i) = 2$. To determine $k_i(t)$, we first determine the number of triangles involving node i at step t that is represented by $L_\Delta(i, t)$. These triangles will create new nodes connected to the node i at step $t+1$. Then at step t_i , $L_\Delta(i, t_i) = 1$. By construction, $L_\Delta(i, t) = 2 L_\Delta(i, t-1)$. Since $L_\Delta(i, t_i) = 1$, one can derive $L_\Delta(i, t) = 2^{t-t_i}$. Note that the relation between $k_i(t)$ and $L_\Delta(i, t)$ satisfies:

$$k_i(t) = 2 L_\Delta(i, t) = 2^{t+1-t_i}. \quad (4)$$

In this way, at time t the degree of node i has been computed explicitly. From Eq. (4), one can see that at each step the degree of a node doubles, i.e.,

$$k_i(t) = 2 k_i(t-1). \quad (5)$$

Equation (4) shows that the degree spectrum of Koch network is discrete. It follows that the cumulative degree distribution [3] is given by

$$P_{\text{cum}}(k) = \frac{1}{N_t} \sum_{\tau \leq t_i} L_v(\tau) = \frac{2 \times 4^{t_i} + 1}{2 \times 4^t + 1}. \quad (6)$$

Substituting for t_i in this expression using $t_i = t+1 - \frac{\ln k}{\ln 2}$ gives

$$P_{\text{cum}}(k) = \frac{2 \times 4^t \times 4 \times k^{-(\ln 4 / \ln 2)} + 1}{2 \times 4^t + 1}. \quad (7)$$

When t is large enough, one can obtain

$$P_{\text{cum}}(k) = 4 \times k^{-2}. \quad (8)$$

So the degree distribution follows a power-law form with the exponent $\gamma = 3$. Note that this exponent of degree distribution is the same as that of the Barabási-Albert (BA) model [7].

Before closing this section, we compute another quantity $\langle k^2 \rangle$, i.e., the fluctuations of the connectivity distribution, which is useful for the calculation of Pearson correlation coefficient that will be discussed in the following text. The quantity $\langle k^2 \rangle$ is given by

$$\langle k^2 \rangle = \frac{1}{N_t} \sum_{t_i=0}^t L_v(t_i) [k(t_i, t)]^2, \quad (9)$$

where $k(t_i, t)$ is the degree of a node at step t which was generated at step t_i . Combining previously obtained results, we find

$$\langle k^2 \rangle = \frac{2 \times 4^t (3t + 6)}{2 \times 4^t + 1}. \quad (10)$$

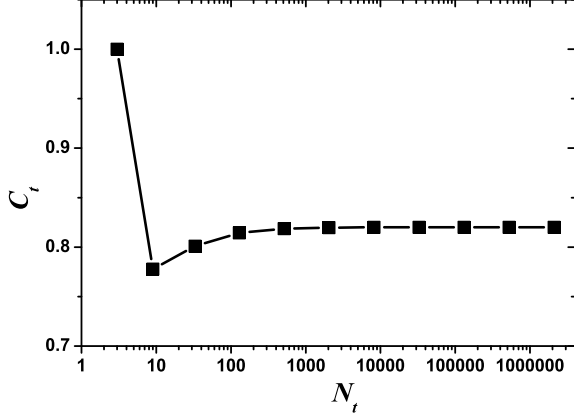


FIG. 4: Semilogarithmic plot of average clustering coefficient C_t versus network order N_t .

B. Clustering coefficient

The clustering coefficient [8] of a node i with a degree k_i is given by $C_i = 2e_i/[k_i(k_i-1)]$, where e_i is the number of existing triangles attached to node i , and $k_i(k_i-1)/2$ is the total number of possible triangles including i . Using the connection rules, it is straightforward to calculate analytically the clustering coefficient $C(k)$ for a single node with degree k . In the preceding section, we have obtained $2e_i = k_i$ for all nodes at all steps. So there is a one-to-one correspondence between the clustering coefficient of a node and its degree. For a node of degree k , we have

$$C(k) = \frac{1}{k-1}, \quad (11)$$

which is inversely proportional to k in the limit of large k . The scaling of $C(k) \sim k^{-1}$ has been observed in many real-world scale-free networks [46].

After t generation evolutions, the clustering coefficient C_t of the whole network, defined as the average of C_i 's over all nodes in the network, is given by

$$C_t = \frac{1}{N_t} \sum_{r=0}^t \left[\frac{1}{M_r - 1} L_v(r) \right], \quad (12)$$

where the sum runs over all the nodes and M_r is the degree of those nodes created at step r , which is given by Eq. (4). In the limit of large N_t , Eq. (12) converges to a nonzero value $C = 0.82008$, as shown in Fig. 4. Therefore, the Koch network is highly clustered.

C. Average path length

Let d_t denote the APL of the Koch network $K(t)$. Since the Koch network is self-similar, the APL can be computed analytically to obtain an explicit formula, by using a method similar to but different from those in Refs. [47, 48]. We represent all the shortest path lengths

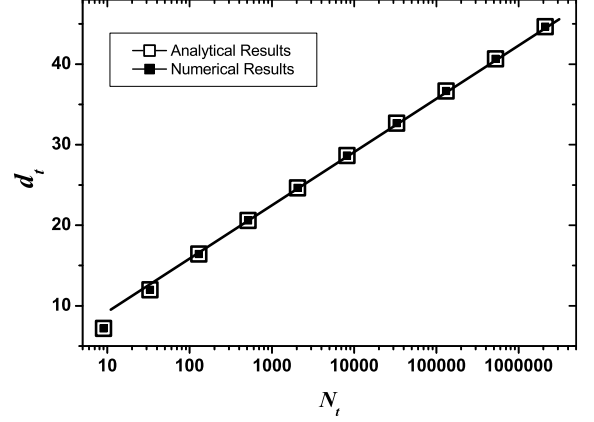


FIG. 5: Average path length d_t versus network order N_t on a semilogarithmic scale. The solid line is a guide to the eye.

of $K(t)$ as a matrix in which the entry d_{ij} is the shortest distance from node i to node j , then d_t is defined as the mean of d_{ij} over all couples of nodes,

$$d_t = \frac{D_t}{N_t(N_t-1)/2}, \quad (13)$$

where

$$D_t = \sum_{\substack{i \in K(t), j \in K(t) \\ i \neq j}} d_{ij} \quad (14)$$

denotes the sum of the shortest path length between two nodes over all pairs. It should be mentioned that in Eq. (14), for a couple of nodes i and j ($i \neq j$), we only count d_{ij} or d_{ji} , not both. In the Appendix, we provide the detailed derivation for the APL. The obtained analytical expression for d_t is

$$d_t = \frac{4 + 14 \times 4^t + 12t \times 4^t}{3(4^t + 1)}, \quad (15)$$

which approximates $4t$ in the infinite t , implying that the APL shows a logarithmic scaling with the network order. Therefore, the Koch network exhibits a small-world behavior. We have checked our analytical result against numerical calculations for different network orders up to $t = 10$ which corresponds to $N_{10} = 1\,048\,577$. In all the cases we obtain a complete agreement between our theoretical formula and the results of numerical investigation (see Fig. 5).

D. Degree correlations

Degree correlations are a particularly interesting subject in the field of network science [49], because they can give rise to some interesting network structure effects. An interesting quantity related to degree correlations is the average degree of the nearest neighbors for nodes with degree k , denoted as $k_{nn}(k)$, which is a function of node

degree k [50]. When $k_{nn}(k)$ increases with k , it means that nodes have a tendency to connect to nodes with a similar or larger degree. In this case the network is defined as assortative [51]. In contrast, if $k_{nn}(k)$ is decreasing with k , which implies that nodes of large degree are likely to have near neighbors with small degree, then the network is said to be disassortative. If correlations are absent, $k_{nn}(k) = \text{const.}$

We can exactly calculate $k_{nn}(k)$ for Koch network using Eqs. (4) and (5) to work out how many links are made at a particular step to nodes with a particular degree. By construction, we have the following expression [52, 53]:

$$k_{nn}(k) = \frac{1}{L_v(t_i)k(t_i, t)} \left(\sum_{t'_i=0}^{t'_i=t_i-1} L_v(t'_i)k(t'_i, t_i-1)k(t'_i, t) + \sum_{t'_i=t_i+1}^{t'_i=t} L_v(t_i)k(t_i, t'_i-1)k(t'_i, t) \right) + 1 \quad (16)$$

for $k = 2^{t+1-t_i}$. Here the first sum on the right-hand side accounts for the links made to nodes with larger degree (i.e., $t'_i < t_i$) when the node was generated at t_i . The second sum describes the links made to the current smallest degree nodes at each step $t'_i > t_i$. The last term 1 accounts for the link connected to the simultaneously emerging node. After some algebraic manipulations, we obtain exactly

$$k_{nn}(k) = t + 2. \quad (17)$$

Therefore, two node correlations do not depend on the degree. On the other hand, Eq. (17) shows that for large t , $k_{nn}(k)$ is approximately a logarithmic function of the network order N_t , namely $k_{nn}(k) \sim \ln N_t$. Note that the same behavior has also been observed in the BA model [54].

Degree correlations can be also described by a Pearson correlation coefficient r of degrees at either end of a link. It is defined as [51, 52, 55]

$$r = \frac{\langle k \rangle \langle k^2 k_{nn}(k) \rangle - \langle k^2 \rangle^2}{\langle k \rangle \langle k^3 \rangle - \langle k^2 \rangle^2}. \quad (18)$$

If the network is uncorrelated, the correlation coefficient equals zero. Disassortative networks have $r < 0$, while assortative graphs have a value of $r > 0$. Substituting Eqs. (3), (10), and (17) into Eq. (18), we can easily see that for arbitrary $t \geq 0$, the numerator of Eq. (18) is always equal to zero. Thereby, r also equals zero, which again indicates that Koch network shows the absence of degree correlations.

V. RANDOM WALKS

As addressed in Sec. IV, the Koch network exhibits exclusive topological properties not simultaneously shared

by other networks. Thus, it is worthwhile to study dynamical processes occurring on the network. In this section we consider simple random walks on the Koch network defined by a walker such that at each step the walker, located on a given node, moves to any of its nearest neighbors with equal probabilities.

A. Scaling efficiency

We follow the concept of *scaling efficiency* introduced in [41]. Denote by T_{ij} the first-passage time (FPT) between two nodes i and j in a network. Let T_{ii} be the mean time for a walker returning to a node i for the first time after the walker has left it. When the network order grows from N to gN , one expects that in the infinite limit of N

$$T_{ij}(gN) \sim g^{\delta_{ij}} T_{ij}(N), \quad (19)$$

where δ_{ij} is defined as the scaling efficiency exponent. An analogous relation for T_{ii} defines an exponent δ_{ii} .

One can confine the scaling efficiency in the nodes already existing in the network before growth. Let $T'_{ij}(gN)$ be the mean first-passage time in the network under consideration, averaged over the *original* class of nodes (before growth). Then the *restricted* scaling efficiency exponent λ_{ij} is defined by the relation

$$T'_{ij}(gN) \sim g^{\lambda_{ij}} T_{ij}(N). \quad (20)$$

Similarly, we can define λ_{ii} .

After introducing the concepts, in the following we will investigate random walks on the Koch network following a similar but obviously different method used in [41, 42].

B. First-passage time for old nodes

Consider an arbitrary node i in the Koch network $K(t)$ after t generation evolution. Note that for the sake of simplicity, we also denote $K(t)$ by K_t , and both denotations will be used alternatively in the following text. From Eq. (5), we know that upon growth of the network to generation $t+1$, the degree k_i of node i doubles, that is to say, it increases from k_i to $2k_i$. Let the FPT for going from node i to any of the k_i old neighbors be T and let the FPT for going from any of the k_i new neighbors to one of the k_i old neighbors be A . Then we can establish the following equations (see Fig. 6):

$$\begin{cases} T = \frac{1}{2} + \frac{1}{2}(1+A), \\ A = \frac{1}{2}(1+T) + \frac{1}{2}(1+A), \end{cases} \quad (21)$$

which leads to $T = 4$. Therefore, the passage time from any node i ($i \in K_t$) to any node j ($j \in K_{t+1}$) increases four times, on average, upon growth of the network to generation $t+1$, i.e.,

$$T'_{ij}(N_{t+1}) = 4T_{ij}(N_t). \quad (22)$$

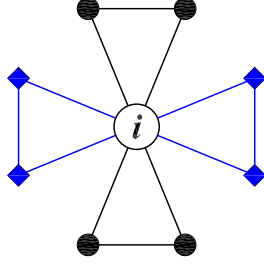


FIG. 6: (Color online) Growth of trapping time in going from K_t to K_{t+1} . Node $i \in K_t$ has k_i neighbor nodes in generation t (●) and k_i new neighbor nodes in generation $t+1$ (■). A new neighbor of node i has a degree of 2, and is simultaneously linked to another new neighbor of i .

For explanation, see Refs. [26, 41] and related references therein. Since the network order approximately grows by four times in the large t limit [see Eq. (1)]. This indicates that the scaling efficiency exponent for old nodes is $\lambda_{ij} = 1$, which is the same as that of the recursive scale-free tree addressed in Ref. [41].

Next we continue to consider the return of FPT to node i . Denote by T'_{ii} the FPT for returning to node i in K_{t+1} . Denote by T'_{ji} the FPT from j —an old neighbor of i ($i \in K_t$)—to i , in K_{t+1} . Analogously, denote by T_{ii} the FPT for returning to i in K_t and denote by T_{ji} the FPT from the same neighbor j , to i , in K_t . For K_t , we have

$$T_{ii} = \frac{1}{k_i} \sum_{j \in \Omega_i(t)} (1 + T_{ji}), \quad (23)$$

where $\Omega_i(t)$ is the set of neighbors of node i , which belongs to K_t . On the other hand, for K_{t+1} ,

$$T'_{ii} = \frac{1}{2} \times 3 + \left(1 - \frac{1}{2}\right) \frac{1}{k_i} \sum_{j \in \Omega_i(t)} (1 + T'_{ji}). \quad (24)$$

The first term on the rhs of Eq. (24) accounts for the process in which the walker moves from node i to its new neighbors and back. Since among all neighbors of node i , half of them are new, which is obvious from Eq. (5), such a process occurs with a probability of $\frac{1}{2}$ and takes three time steps. The second term on the rhs interprets the process where the walker steps from i to one of the old neighbors j previously existing in K_t and back; this process happens with the complimentary probability $(1 - \frac{1}{2})$.

Using Eq. (22) to simplify Eq. (24), we can obtain

$$T'_{ii} = 2 T_{ii} = 4^{1/2} T_{ii}. \quad (25)$$

In other words,

$$T'_{ii}(N_{t+1}) = 4^{1/2} T_{ii}(N_t). \quad (26)$$

Thus, the scaling efficiency exponent $\lambda_{ii} = \frac{1}{2}$, which is less than 1. Recall that for the recursive scale-free tree,

its scaling efficiency exponent is $\lambda_{ii} = 1 - \frac{\ln 2}{\ln 3} < \frac{1}{2}$ [41], which means that in the Koch network it is more difficult for the walker to return to the origin than in the recursive scale-free tree, when the networks grow in size.

C. First-passage time for all nodes

We continue to compute $T_{j'j'}$, which is the FPT to return to a new node $j' \in K_t$ that is a neighbor of node $i \in K_{t-1}$. Notice that when j' was generated, another node j'' emerged simultaneously, connected to i and j' (see Fig. 6). Denote by T_1 the FPT from i to j' and denote by B the FPT to return to i (starting off from i) without ever visiting j' and j'' . Then we have

$$T_{j'j'} = \frac{1}{2}(1 + T_1) + \frac{1}{2}(1 + T_{j''j'}), \quad (27)$$

$$T_{j''j'} = \frac{1}{2} \times 1 + \frac{1}{2}(1 + T_1), \quad (28)$$

and

$$T_1 = \frac{1}{k_i} + \frac{1}{k_i}(1 + T_{j''j'}) + \frac{k_i - 2}{k_i}(B + T_1). \quad (29)$$

Equation (29) can be interpreted as follows: with probability $\frac{1}{k_i}$ (k_i being the degree of node i in K_t), the walker starting from node i would take one time step to go to node j' ; with probability $\frac{1}{k_i}$, the walker takes one time step to move to node j'' then takes time $T_{j''j'}$ to reach j' ; and with the remaining probability $\frac{k_i - 2}{k_i}$, the walker chooses uniformly a neighbor node except j' and j'' and spends on average time B in returning to i then takes time T_1 to arrive at node j' .

In order to close Eqs. (27) and (29), we express the FPT to return to i as

$$T_{ii}(N_t) = \frac{1}{k_i} \times 3 + \frac{1}{k_i} \times 3 + \frac{k_i - 2}{k_i} B. \quad (30)$$

Eliminating T_1 , $T_{j''j'}$, and B , we obtain

$$T_{j'j'}(N_t) = \frac{k_i}{2} T_{ii}(N_t). \quad (31)$$

Combining Eqs. (4), (25), and (31), we have

$$T_{j'j'}(N_t) = 3 \times 4^t \sim 3 N_t. \quad (32)$$

Thus, in spite of the fact that simultaneously emerging new nodes are linked to different nodes with various degrees, they have the same mean return time. Iterating Eqs. (25) and (31), we have that in K_t there are $L_v(\epsilon)$ ($0 \leq \epsilon \leq t$) nodes with $T_{ii} = 2^{t+1+\epsilon}$. This, together with Eqs. (2) and (4), means that for an arbitrary node i (born at step t_i) with degree $k_i(t) = 2^{t+1-t_i}$ at time t , the FPT to return to i is $T_{ii} = \frac{2E_i}{k_i(t)}$. Note that a similar expression has been obtained for the periodic lattices [56]

and random networks [18] by using a different derivation method. Thus, the mean return time T_{ii} is not reliant on the details of the global structure of Koch network. It only relies on the network size and the connectivity of the node: the larger the degree of the node, the smaller the FPT to return.

Taking the average of T_{ii} over all nodes in K_t leads to

$$\begin{aligned}\langle T_{ii} \rangle_t &= \frac{1}{2 \times 4^t + 1} (3 \times 2^{t+1} + 6 \times 2^{t+2} + 6 \times 4 \times 2^{t+2} \\ &\quad + 6 \times 4^{t-1} \times 2^{t+1+t}) \\ &= \frac{1}{2 \times 4^t + 1} \left(\frac{24}{7} \times 16^t + \frac{18}{7} \times 2^t \right).\end{aligned}\quad (33)$$

For infinite t , $\langle T_{ii} \rangle_t \approx \frac{12}{7} \times 4^t \sim N_t$, implying that $\delta_{ii} = 1$, an efficiency scaling identical to that of the recursive scale-free tree [41]. Therefore, the scalings of new nodes play a dominant role in the average of mean return time for all nodes.

Next we calculate T_{ij} in K_t , which is FPT from an arbitrary node i to another node j . Since each newly created node has a degree of 2 and is linked to an old node and a simultaneously emerging new node, and these three nodes form a triangle, the FPT $T_{i'j}$ from node i' —a new neighbor of the old node i —to j equals T_{ij} plus 2 (i.e., $T_{i'i}$) and thus has little effect on the scaling when the network order N is very large. Therefore, we need only to consider FPT $T_{ij'}$ from i to j' —a new neighbor of j , which can be expressed as

$$T_{ij'} = T_{ij} + T_{jj'}.\quad (34)$$

Suppose that when j' was born, it connected to node j and a simultaneously emerging node j'' (by construction, j'' was also linked to node j), then we have

$$T_{j'j'} = \frac{1}{2}(1 + T_{jj'}) + \frac{1}{2}(1 + T_{j''j'}),\quad (35)$$

and

$$T_{j''j'} = \frac{1}{2} + \frac{1}{2}(1 + T_{jj'}).\quad (36)$$

Inserting Eq. (36) to Eq. (35), we obtain

$$T_{jj'} = \frac{4}{3}T_{j'j'} - 2.\quad (37)$$

Substituting Eq. (37) and Eq. (32) for $T_{j'j'}$ into Eq. (34) results in

$$T_{ij'} = T_{ij} + \frac{4}{3}T_{j'j'} - 2 \sim N_t,\quad (38)$$

where Eq. (22) has been used. Therefore, we have

$$\langle T_{ij} \rangle_t \sim N_t,\quad (39)$$

which shows that the mean transit time between arbitrary pairs of nodes is proportional to the network order. Equation (39) also reveals that δ_{ij} is a constant 1. Notice that the linear scaling of the average traverse time with network order has been previously obtained by numerical simulations for the Apollonian networks [37] and the pseudofractal scale-free web [41], both of which have been well studied [52, 57, 58, 59, 60, 61, 62, 63, 64, 65, 66, 67].

VI. RANDOM WALK WITH A TRAP

In the preceding section, we have obtained the scaling between the MFPT and the network order. Although scaling theory is central in studying diffusive process on a variety of deterministic media, it has been noted that scaling laws do not provide a complete picture of dynamic phenomena on deterministic media, e.g., regular fractals [68], and exact relationships are useful. In this section we study the trapping problem of a simple unbiased Markovian random walk of a particle on network K_t in the presence of a trap or a perfect absorber located on a given node, which absorbs all particles visiting it. Our aim is to give some further insight into the trapping process and the independence of the average trapping time (TT) on the size of the underlying system, by providing a rigorous solution of the mean trapping time (MTT) as a function of the network order.

A. Formulating the trapping problem

For the convenience of description, we distinguish different nodes by labeling all the nodes belonging to K_t in the following way. The initial three nodes in K_0 are labeled as 1, 2, and 3, respectively. In each new generation, only the new nodes created at this generation are labeled, while the labels of all old nodes remain unchanged, i.e., we label new nodes as $M+1, M+2, \dots, M+\Delta M$, where M is the total number of the pre-existing nodes and ΔM is the number of newly created nodes. Eventually, every node is labeled by a unique integer, at time t all nodes are labeled from 1 to $N_t = 2 \times 4^t + 1$ (see Fig. 2).

Before proceeding further, we give the following definitions. Let A_{ij} be an element of the adjacency matrix \mathbf{A}_t of network K_t such that $A_{ij} = 1$ if nodes i and j are connected by an edge and $A_{ij} = 0$ otherwise. Thus, the degree of a vertex i in K_t is $d_{v_i} = \sum_j A_{ij}$. And the diagonal degree matrix \mathbf{D}_t of K_t is defined by $\mathbf{D}_t = \text{diag}(d_{v_1}, d_{v_2}, \dots, d_{v_i}, \dots, d_{v_{N_t}})$. Finally, we define $\mathbf{W}_t = \mathbf{A}_t \cdot \mathbf{D}_t^{-1}$, where \mathbf{D}_t^{-1} is the inverse matrix of \mathbf{D}_t , then the normalized Laplacian matrix of network K_t is $\mathbf{L}_t = \mathbf{I}_t - \mathbf{W}_t$, in which \mathbf{I}_t is an identity matrix with order $N_t \times N_t$.

We locate the trap at node 1 (due to the symmetry, the trap can be also located at node 2 or 3, which does not have any effect on MFPT), denoted as i_T . Note that the particular selection we made for the trap location makes the analytical computation process (that will be shown in detail in the following text) easily iterated as we can identify the trap node i_T since the first generation. At each time step (taken to be unity), the walker selects uniformly among the neighbors of the current node (excluding the trap) and takes a step to one of them. Since node 1 is one of the three nodes with the largest degree, it is easily seen that in the presence of the trap i_T fixed on node 1, the walker will be inevitably absorbed [41].

This trapping process can be described by specifying

the set of transition probabilities W_{ij} for the particle of going from node i (except the trap i_T) to node j . We can regard W_{ij} as an element of the matrix \mathbf{W}_t^T , which is a submatrix of \mathbf{W}_t with the row and the column corresponding to trap being removed. That is to say, \mathbf{W}_t^T is a $(N_t - 1)$ -order submatrix of \mathbf{W}_t with the first row and column being deleted. Similarly, one can define \mathbf{A}_t^T , \mathbf{D}_t^T , \mathbf{I}_t^T and \mathbf{L}_t^T , thus we have $\mathbf{W}_t^T = \mathbf{A}_t^T \cdot (\mathbf{D}_t^T)^{-1}$ and $\mathbf{L}_t^T = \mathbf{I}_t^T - \mathbf{W}_t^T$. The inverse of \mathbf{L}_t^T , $(\mathbf{L}_t^T)^{-1}$, is the fundamental matrix of the Markovian chain representing the unbiased random walk with a trap.

An interesting quantity related to the trapping process is the mean residence time (MRT), which is the mean time that a random walker spends at a given site prior to being trapped. In fact, the MRT is the mean number of visitations of a given site by the walker before trapping occurs, and finding the MRT at node i , starting from node j , is equivalent to finding the element $L_{i,j}^{-1}$ of the fundamental matrix [69].

Another quantity of interest is the TT. In network K_t , the trapping time T_i^t of a given site i is the expected time for a walker starting from i to first reach the trap. By definition, trapping time T_i^t is the sum of the MRTs over all nodes except i_T , i.e.,

$$T_i^t = \sum_{j=2}^{N_t} L_{ij}^{-1}. \quad (40)$$

Then, the MTT or the mean first-passage time (MFPT), $\langle T \rangle_t$, which is the average of T_i^t over all initial nodes distributed uniformly over nodes in K_t other than the trap, is given by

$$\langle T \rangle_t = \frac{1}{N_t - 1} \sum_{i=2}^{N_t} T_i^t = \frac{1}{N_t - 1} \sum_{i=2}^{N_t} \sum_{j=2}^{N_t} L_{ij}^{-1}. \quad (41)$$

The quantities of TT and MTT are very important since they measure the efficiency of the trapping process: the smaller the two quantities, the higher the efficiency, and vice versa. Equations (40) and (41) show that the problem of calculating T_i^t and $\langle T \rangle_t$ is reduced to finding the sum of elements of matrix $(\mathbf{L}_t^T)^{-1}$. In Tables I and II, we list separately T_i^t of some nodes and $\langle T \rangle_t$ for different network orders up to $t = 6$. From Table I, one can easily observe that for a given node i , the relation $T_i^{t+1} = 4T_i^t$ holds. That is to say, upon growth of Koch network from t generation to generation $t + 1$, the trapping time to first reach the trap increases by a factor of 4, which is consistent with Eq. (22). This scaling relation is a basic character of the trapping process on the Koch network, which will be useful for deriving the formula of MTT that will be given in the following section.

Notice that the order of matrix $(\mathbf{L}_t^T)^{-1}$ is $(N_t - 1) \times (N_t - 1)$, where N_t increases exponentially with t , as shown in Eq. (1). Thus, for large t , the computation of the TT and the MTT from Eqs. (40) and (41) is prohibitively time and memory consuming, making it difficult to obtain T_i^t and $\langle T \rangle_t$ through direct calculation for

large network; one can compute directly the MFPT only for the first several generations. However, the recursive construction of Koch network allows one to compute analytically the MTT to achieve a closed-form solution; the derivation details of which will be given in next section.

B. Analytical solution for mean trapping time

We now determine the average of the mean time to absorption, aiming to derive an exact solution. We represent the set of nodes in K_t as Λ_t and denote the set of nodes created at generation t by $\bar{\Lambda}_t$. Thus we have $\Lambda_t = \bar{\Lambda}_t \cup \Lambda_{t-1}$. For the convenience of computation, we define the following quantities for $m \leq t$:

$$T_{m,\text{sum}}^t = \sum_{i \in \Lambda_m} T_i^t \quad (42)$$

and

$$\bar{T}_{m,\text{sum}}^t = \sum_{i \in \bar{\Lambda}_m} T_i^t. \quad (43)$$

Then, we have

$$T_{t,\text{sum}}^t = T_{t-1,\text{sum}}^t + \bar{T}_{t,\text{sum}}^t. \quad (44)$$

Next we will explicitly determine the quantity $T_{t,\text{sum}}^t$. To this end, we should first determine $\bar{T}_{t,\text{sum}}^t$.

We examine the mean time to absorption for the first several generations of the Koch network. Obviously, for all $t \geq 0$, $T_1^t = 0$; for $t = 0$, it is a trivial case. We have $T_2^0 = T_3^0 = 2$. In the case of $t = 1$, by construction of the Koch network, it follows that $T_4^1 = \frac{1}{2}(1 + T_1^1) + \frac{1}{2}(1 + T_5^1)$, $T_5^1 = \frac{1}{2}(1 + T_1^1) + \frac{1}{2}(1 + T_4^1)$, $T_6^1 = \frac{1}{2}(1 + T_2^1) + \frac{1}{2}(1 + T_7^1)$, $T_7^1 = \frac{1}{2}(1 + T_2^1) + \frac{1}{2}(1 + T_6^1)$, $T_8^1 = \frac{1}{2}(1 + T_3^1) + \frac{1}{2}(1 + T_9^1)$, and $T_9^1 = \frac{1}{2}(1 + T_3^1) + \frac{1}{2}(1 + T_8^1)$. Thus,

$$\begin{aligned} \bar{T}_{1,\text{sum}}^1 &= \sum_{i \in \bar{\Lambda}_1} T_i^1 = T_4^1 + T_5^1 + T_6^1 + T_7^1 + T_8^1 + T_9^1 \\ &= 12 + 2(T_1^1 + T_2^1 + T_3^1) = 12 + 2\bar{T}_{0,\text{sum}}^1. \end{aligned} \quad (45)$$

Similarly, for $t = 2$ case, we have

$$\begin{aligned} \bar{T}_{2,\text{sum}}^2 &= \sum_{i \in \bar{\Lambda}_2} T_i^2 = \sum_{i=10}^{33} T_i^2 \\ &= 48 + 2^2(T_1^2 + T_2^2 + T_3^2) \\ &\quad + 2(T_4^2 + T_5^2 + T_6^2 + T_7^2 + T_8^2 + T_9^2) \\ &= 12 \times 4^1 + 2^2\bar{T}_{0,\text{sum}}^2 + 2\bar{T}_{1,\text{sum}}^2. \end{aligned} \quad (46)$$

Proceeding analogously, it is not difficult to derive that

$$\begin{aligned} \bar{T}_{t,\text{sum}}^t &= 12 \times 4^{t-1} + 2\bar{T}_{t-1,\text{sum}}^t + 2^2\bar{T}_{t-2,\text{sum}}^t + \cdots \\ &\quad + 2^{t-1}\bar{T}_{1,\text{sum}}^t + 2^t\bar{T}_{0,\text{sum}}^t, \end{aligned} \quad (47)$$

TABLE I: Trapping time T_i^t for a random walker starting from node i on K_t for various t . Notice that owing to the obvious symmetry, nodes in a parentheses are equivalent, since they have the same trapping time. All the values are calculated straightforwardly from Eq. (40).

$t \setminus i$	(2, 3)	(4, 5)	(6, 7, 8, 9)	(10, 11, 12, 13)	(14, 15, 16, 17, 18, 19, 20)	(22, 23, 24, 25)	(26, 27, 28, 29, 30, 31, 32, 33)
0	2						
1	8	2	10				
2	32	8	40	2	34	10	42
3	128	32	160	8	136	40	168
4	512	128	640	32	544	160	672
5	2048	512	2560	128	2176	640	2688
6	8192	2048	10240	512	8704	2560	10752

TABLE II: Mean trapping time obtained by direct calculation from Eq. (41).

t	N_t	$\sum_{i=2}^{N_t} T_i^t$	$\langle T \rangle_t$
0	3	4	4/2
1	9	60	60/8
2	33	896	896/32
3	129	13888	13888/128
4	513	219648	219648/512
5	2049	3501056	3501056/2048
6	8193	55951360	55951360/8192

and

$$\begin{aligned} \overline{T}_{t+1,\text{sum}}^{t+1} = & 12 \times 4^t + 2\overline{T}_{t,\text{sum}}^{t+1} + 2^2\overline{T}_{t-1,\text{sum}}^{t+1} + \dots \\ & + 2^t\overline{T}_{1,\text{sum}}^{t+1} + 2^{t+1}\overline{T}_{0,\text{sum}}^{t+1}, \end{aligned} \quad (48)$$

where $12 \times 4^{t-1}$ and 12×4^t are indeed the double of node numbers, which were generated at generations t and $t+1$, respectively. Equation (48) minus Eq. (47) times 8 and making use of the relation $T_i^{t+1} = 4T_i^t$, one gets

$$\overline{T}_{t+1,\text{sum}}^{t+1} - 12 \times 4^t = 2\overline{T}_{t,\text{sum}}^{t+1} + 8(\overline{T}_{t,\text{sum}}^t - 12 \times 4^{t-1}), \quad (49)$$

which may be rewritten as

$$\overline{T}_{t+1,\text{sum}}^{t+1} = 16\overline{T}_{t,\text{sum}}^t - 12 \times 4^t. \quad (50)$$

Using $\overline{T}_{1,\text{sum}}^1 = 44$, Eq. (50) is solved inductively as

$$\overline{T}_{t,\text{sum}}^t = 5 \times 2^{4t-1} + 4^t. \quad (51)$$

Substituting Eq. (51) for $\overline{T}_{t,\text{sum}}^t$ into Eq. (44), we have

$$\begin{aligned} T_{t,\text{sum}}^t &= T_{t-1,\text{sum}}^t + 5 \times 2^{4t-1} + 4^t \\ &= 4T_{t-1,\text{sum}}^{t-1} + 5 \times 2^{4t-1} + 4^t. \end{aligned} \quad (52)$$

Considering the initial condition $T_{0,\text{sum}}^0 = 4$, Eq. (52) is resolved by induction to yield

$$T_{t,\text{sum}}^t = \frac{4^t}{3}(10 \times 4^t + 3t + 2). \quad (53)$$

Plugging the last expression into Eq. (41), we arrive at the accurate formula for the average of the mean time to absorption at the trap located at node 1 on the t th of the Koch network:

$$\begin{aligned} \langle T \rangle_t &= \frac{1}{N_t - 1} \sum_{i=2}^{N_t} T_i = \frac{1}{N_t - 1} T_{t,\text{sum}}^t \\ &= \frac{5}{3} \times 4^t + \frac{t}{2} + \frac{1}{3}. \end{aligned} \quad (54)$$

We continue to show how to represent mean trapping time as a function of network order, with the aim of obtaining the scaling between these two quantities. Recalling Eq. (1), we have $4^t = \frac{N_t-1}{2}$ and $t = \log_4(N_t - 1) - \frac{1}{2}$. These two relations enable us to write Eq. (54) as

$$\langle T \rangle_t = \frac{5}{6}(N_t - 1) + \frac{1}{2} \log_4(N_t - 1) + \frac{1}{12}, \quad (55)$$

from which it is easy to see that for large network (i.e., $N_t \rightarrow \infty$), the following expression holds:

$$\langle T \rangle_t \approx \frac{5}{6} N_t. \quad (56)$$

Thus, the mean trapping time grows linearly with increasing order of the network, which is consistent with the conclusion obtained in the preceding section.

We have checked our analytical formulas, i.e., Eqs. (54)-(56), against numerical values quoted in Table II. For the range of $1 \leq t \leq 6$, the values obtained from Eq. (54) or Eq. (55) completely agree with those numerical results on the basis of the direct calculation through Eq. (41) (see also Fig. 7 for comparison). This agreement serves as an independent test of our theoretical formulae.

Notice that this linear scaling between the average trapping time and the network order has been previously obtained for three-dimensional regular lattice by using a method of generating function [32]. It is also interesting to stress that this linear scaling is in contrast to the sub-linear scaling of mean trapping time obtained for the two-dimensional Apollonian network [60] and the pseudofractal scale-free web [67], in spite of the fact that they

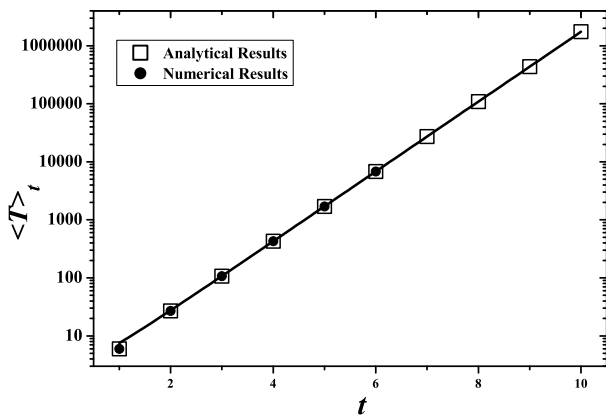


FIG. 7: Mean first-passage time $\langle T \rangle_t$ versus t on a semilogarithmic scale. The solid line corresponds to the relation between $\langle T \rangle_t$ and network order N_t : $\langle T \rangle_t \approx \frac{5}{6} N_t = \frac{5}{6} (2 \times 4^t + 1)$ as given by Eq. (56).

have a similar topological structure [57, 58, 59, 62, 63, 64] as that of the Koch network. The reason for this disparity is worth studying in the future.

VII. CONCLUSION

In this paper, on the basis of the well-known Koch fractal we have proposed a scale-free network that is called Koch network. We have provided a detailed exact analysis of the topological features. We have shown that the Koch network displays a rich structural behavior: it is simultaneously scale free and small world, and has a high clustering coefficient. In particular, we have shown that the Koch network is an absolutely two-point uncorrelated network. The especial structural characteristics make Koch network unique within the class of scale-free networks.

The uniqueness of the topological features for Koch network presented here makes it potentially interesting to study dynamical processes occurring on the network. We have investigated the random walk process and a particular trapping problem (with a trap located at a hub node) on the Koch network. We have obtained analytically the scaling efficiency exponents which are interesting to random walks. We have shown analytically that the mean first-passage time behaves linearly with the number of network nodes [see Eqs. (39) and (56)], which indicates that despite the presence of loops in the Koch network, the linear scaling of the MFPT for random walks is similar to that of a scale-free tree [41]. Our analytical result confirms a previous conclusion obtained by numerical simulations that for scale-free networks (with loops or not): the MFPT of random walks increases linearly with the network order [37, 41].

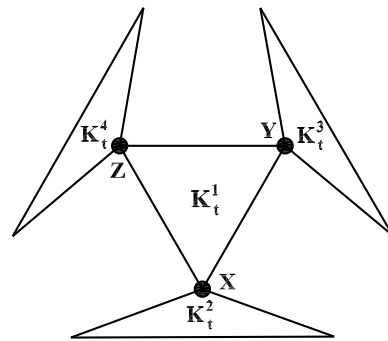


FIG. 8: Second construction method of Koch network that highlights self-similarity. The graph after $t + 1$ construction steps, $K(t + 1)$, is composed of four copies of $K(t)$ denoted as K_t^θ ($\theta = 1, 2, 3, 4$), which are connected to one another as above.

Acknowledgment

We thank Yichao Zhang and Ming Yin for their help. This research was supported by the National Basic Research Program of China under Grant No. 2007CB310806; the National Natural Science Foundation of China under Grants No. 60704044, No. 60873040, and No. 60873070; the Shanghai Leading Academic Discipline Project No. B114, and the Program for New Century Excellent Talents in University of China (Grant No. NCET-06-0376). W L Xie also acknowledges the support provided by Hui-Chun Chin and Tsung-Dao Lee Chinese Undergraduate Research Endowment (CURE).

APPENDIX A: DERIVATION OF THE AVERAGE PATH LENGTH

The Koch network has a self-similar structure that allows one to calculate d_t analytically. The self-similar structure is obvious from an equivalent network construction method: to obtain $K(t + 1)$, one can make four copies of $K(t)$ and join them at the hub nodes. As shown in Fig. 8, network $K(t + 1)$ may be obtained by the juxtaposition of four copies of $K(t)$, which are labeled as K_t^1 , K_t^2 , K_t^3 , and K_t^4 , respectively. Then we can write the sum D_{t+1} as

$$D_{t+1} = 4 D_t + \Delta_t, \quad (\text{A1})$$

where Δ_t is the sum over all shortest paths whose end points are not in the same K_t branch. The solution of Eq. (A1) is

$$D_t = 4^{t-1} D_1 + \sum_{x=1}^{t-1} 4^{t-x-1} \Delta_x. \quad (\text{A2})$$

The paths that contribute to Δ_t must all go through at least one of the three edge nodes (i.e., X , Y and Z in

Fig. 8) at which the different K_t branches are connected. The analytical expression for Δ_t , called the length of crossing paths, is found below.

Denote $\Delta_t^{\alpha,\beta}$ as the sum of length for all shortest paths with end points in K_t^α and K_t^β , respectively. If K_t^α and K_t^β meet at an edge node, $\Delta_t^{\alpha,\beta}$ rules out the paths where either end point is that shared edge node. For example, each path contributing to $\Delta_t^{1,2}$ should not end at node X . If K_t^α and K_t^β do not meet, $\Delta_t^{\alpha,\beta}$ excludes the paths where either end point is any edge node. For instance, each path contributive to $\Delta_t^{2,3}$ should not end at node X or Y . Then the total sum Δ_t is

$$\Delta_t = \Delta_t^{1,2} + \Delta_t^{1,3} + \Delta_t^{1,4} + \Delta_t^{2,3} + \Delta_t^{2,4} + \Delta_t^{3,4}. \quad (\text{A3})$$

By symmetry, $\Delta_t^{1,2} = \Delta_t^{1,3} = \Delta_t^{1,4}$ and $\Delta_t^{2,3} = \Delta_t^{2,4} = \Delta_t^{3,4}$, so that

$$\Delta_t = 3\Delta_t^{1,2} + 3\Delta_t^{2,3}. \quad (\text{A4})$$

In order to find $\Delta_t^{1,2}$ and $\Delta_t^{2,3}$, we define

$$s_t = \sum_{\substack{i \in K(t) \\ i \neq X}} d_{iX}. \quad (\text{A5})$$

Considering the self-similar network structure, we can easily know that at time $t+1$, the quantity s_{t+1} evolves recursively as

$$\begin{aligned} s_{t+1} &= 2s_t + [s_t + (N_t - 1)] + [s_t + (N_t - 1)] \\ &= 4s_t + 4 \times 4^t. \end{aligned} \quad (\text{A6})$$

Using $s_1 = 12$, we have

$$s_t = 4^t (t + 2). \quad (\text{A7})$$

On the other hand, by definition given above, we have

$$\begin{aligned} \Delta_t^{1,2} &= \sum_{\substack{i \in K_t^1, j \in K_t^2 \\ i, j \neq X}} d_{ij} \\ &= \sum_{\substack{i \in K_t^1, j \in K_t^2 \\ i, j \neq X}} (d_{iX} + d_{jX}) \\ &= (N_t - 1) \sum_{\substack{i \in K_t^1 \\ i \neq X}} d_{iX} + (N_t - 1) \sum_{\substack{j \in K_t^2 \\ j \neq X}} d_{jX} \\ &= 2(N_t - 1) \sum_{\substack{i \in K_t^1 \\ i \neq X}} d_{iX} \\ &= 2(N_t - 1) s_t, \end{aligned} \quad (\text{A8})$$

and

$$\begin{aligned} \Delta_t^{2,3} &= \sum_{\substack{i \in K_t^2, i \neq X \\ j \in K_t^3, j \neq Y}} d_{ij} \\ &= \sum_{\substack{i \in K_t^2, i \neq X \\ j \in K_t^3, j \neq Y}} (d_{iX} + d_{XY} + d_{jY}) \\ &= 2(N_t - 1) s_t + (N_t - 1)^2, \end{aligned} \quad (\text{A9})$$

where $d_{XY} = 1$ has been used. Substituting Eqs. (A8) and (A9) into Eq. (A4), we obtain

$$\begin{aligned} \Delta_t &= 12(N_t - 1) s_t + 3(N_t - 1)^2 \\ &= (12t + 27) \times 16^t. \end{aligned} \quad (\text{A10})$$

Inserting Eq. (A10) for Δ_x into Eq. (A2) and using $D_1 = 72$, we have

$$D_t = \frac{4^t}{3} \times (2 + 7 \times 4^t + 6t \times 4^t). \quad (\text{A11})$$

Inserting Eq. (A11) into Eq. (13), one can obtain the analytical expression for d_t as shown in Eq. (15).

- [3] M. E. J. Newman, SIAM Rev. **45**, 167 (2003).
- [4] S. Boccaletti, V. Latora, Y. Moreno, M. Chavez, and D.-U. Hwang, Phys. Rep. **424**, 175 (2006).
- [5] S. N. Dorogovtsev, A. V. Goltsev and J. F. F. Mendes, Rev. Mod. Phys. **80**, 1275 (2008).
- [6] L. da. F. Costa, F. A. Rodrigues, G. Travieso, and P. R. V. Boas, Adv. Phys. **56**, 167 (2007).
- [7] A.-L. Barabási and R. Albert, Science **286**, 509 (1999).
- [8] D.J. Watts and H. Strogatz, Nature (London) **393**, 440 (1998).
- [9] Z. Z. Zhang and S. G. Zhou, Physica A **380**, 621 (2007).
- [10] Z. Z. Zhang, L. C. Chen, L. J. Fang, S. G. Zhou, Y. C. Zhang, and J. H. Guan, J. Stat. Mech.: Theory Exp. (2009) P02034.
- [11] R. Albert, H. Jeong, and A.-L. Barabási, Nature (London) **406**, 378 (2000).
- [12] D. S. Callaway, M. E. J. Newman, S. H. Strogatz, and D. J. Watts, Phys. Rev. Lett. **85**, 5468 (2000).
- [13] R. Cohen, K. Erez, D. ben-Avraham, and S. Havlin, Phys. Rev. Lett. **85**, 4626 (2000).
- [14] R. Cohen, K. Erez, D. ben-Avraham, and S. Havlin, Phys. Rev. Lett. **86**, 3682 (2001).
- [15] R. Pastor-Satorras and A. Vespignani, Phys. Rev. Lett. **86**, 3200 (2001).
- [16] A. Barrat and M. Weigt, Eur. Phys. J. B **13**, 547 (2000).
- [17] Z. Z. Zhang, S. G. Zhou, T. Zou, and G. S. Chen, J. Stat. Mech.: Theory Exp. (2008) P09008.
- [18] J. D. Noh and H. Rieger, Phys. Rev. Lett. **92**, 118701 (2004).
- [19] V. Sood, S. Redner, and D. ben-Avraham, J. Phys. A: Math. Gen. **38**, 109 (2005).
- [20] S. Condamin, O. Bénichou, V. Tejedor, R. Voituriez, and J. Klafter, Nature (London) **450**, 77 (2007).
- [21] O. Bénichou, B. Meyer, V. Tejedor, and R. Voituriez, Phys. Rev. Lett. **101**, 130601 (2008).
- [22] S. Condamin, V. Tejedor, R. Voituriez, O. Bénichou and J. Klafter, Proc. Natl. Acad. Sci. USA **105**, 5675 (2008).
- [23] L. K. Gallos, C. Song, S. Havlin, and H. A. Makse, Proc. Natl. Acad. Sci. USA **104**, 7746 (2007).
- [24] A. Baronchelli, M. Catanzaro, and R. Pastor-Satorras, Phys. Rev. E **78**, 011114 (2008).
- [25] S. M. Lee, S. H. Yook, and Y. Kim, Physica A **387**, 3033 (2008).
- [26] S. Havlin and D. ben-Avraham, Adv. Phys. **36**, 695 (1987).
- [27] A. L. Lloyd, and R. M. May, Science, **292**, 1316 (2001).
- [28] F. Jasch and A. Blumen, Phys. Rev. E **63**, 041108 (2001).
- [29] M. F. Shlesinger, Nature (London) **443**, 281 (2006).
- [30] M. E. J. Newman and M. Girvan, Phys. Rev. E **69**, 026113 (2004).
- [31] A. G. Cantú and E. Abad, Phys. Rev. E **77**, 031121 (2008).
- [32] E. W. Montroll, J. Math. Phys. **10**, 753 (1969).
- [33] J. Whitmarsh and Govindjee, *Concepts in Photobiology: Photosynthesis and Photomorphogenesis* (Narosa, New Delhi, 1999).
- [34] F. Fouss, A. Piroette, J. M. Renders, and M. Saerens, IEEE Trans. Knowl. Data Eng. **19**, 355 (2007).
- [35] R. Metzler and J. Klafter, J. Phys. A: Math. Gen. **37**, R161 (2004).
- [36] R. Burioni and D. Cassi, J. Phys. A: Math. Gen. **38**, R45 (2005).
- [37] Z.-G. Huang, X.-J. Xu, Z.-X. Wu, and Y.-H. Wang, Eur. Phys. J. B **51**, 549 (2006).
- [38] J. J. Kozak and V. Balakrishnan, Phys. Rev. E **65**, 021105 (2002).
- [39] J. J. Kozak and V. Balakrishnan, Int. J. Bifurcation Chaos Appl. Sci. Eng. **12**, 2379 (2002).
- [40] E. Agliari, Phys. Rev. E **77**, 011128 (2008).
- [41] E. M. Bollt, D. ben-Avraham, New J. Phys. **7**, 26 (2005).
- [42] Z. Z. Zhang, Y. C. Zhang, S. G. Zhou, M. Yin, and J. H. Guan, J. Math. Phys. **50**, 033514 (2009).
- [43] H. von Koch, Acta Math. **30**, 145 (1906).
- [44] A. Lakhtakia, V. K. Varadan, R. Messier, and V. V. Varadan, J. Phys. A: Math. Gen. **20**, 3537 (1987).
- [45] B. Mandlebrot, *The Fractal Geometry of Nature* (Freeman, San Francisco, 1982).
- [46] E. Ravasz and A.-L. Barabási, Phys. Rev. E **67**, 026112 (2003).
- [47] M. Hinczewski and A. N. Berker, Phys. Rev. E **73**, 066126 (2006).
- [48] Z. Z. Zhang, L. C. Chen, S. G. Zhou, L. J. Fang, J. H. Guan, and T. Zou, Phys. Rev. E **77**, 017102 (2008).
- [49] S. Maslov and K. Sneppen, Science **296**, 910 (2002).
- [50] R. Pastor-Satorras, A. Vázquez, and A. Vespignani, Phys. Rev. Lett. **87**, 258701 (2001).
- [51] M. E. J. Newman, Phys. Rev. Lett. **89**, 208701 (2002).
- [52] J. P. K. Doye and C. P. Massen, Phys. Rev. E **71**, 016128 (2005).
- [53] Z. Z. Zhang, S. G. Zhou, T. Zou, L. C. Chen, and J. H. Guan, Eur. Phys. J. B **60**, 259 (2007).
- [54] A. Vázquez, R. Pastor-Satorras and A. Vespignani, Phys. Rev. E **65**, 066130 (2002).
- [55] J. J. Ramasco, S. N. Dorogovtsev, and R. Pastor-Satorras, Phys. Rev. E **70**, 036106 (2004).
- [56] R. D. Hughes, *Random Walks: Random Walks and Random Environments* (Clarendon, Oxford, 1995), Vol. 1.
- [57] J.S. Andrade Jr., H.J. Herrmann, R.F.S. Andrade and L.R. da Silva, Phys. Rev. Lett. **94**, 018702 (2005).
- [58] Z.Z. Zhang, F. Comellas, G. Fertin and L.L. Rong, J. Phys. A: Math. Gen. **39**, 1811 (2006).
- [59] Z. Z. Zhang, L. L. Rong, and S. G. Zhou, Phys. Rev. E, **74**, 046105 (2006).
- [60] Z. Z. Zhang, J. H. Guan, W. L. Xie, Y. Qi, and S. G. Zhou, EPL, **86**, 10006 (2009).
- [61] C. N. Kaplan, M. Hinczewski, and A. N. Berker arXiv: 0811.3437.
- [62] S.N. Dorogovtsev, A.V. Goltsev, J.F.F. Mendes, Phys. Rev. E **65**, 066122 (2002).
- [63] F. Comellas, G. Fertin, A. Raspaud, Phys. Rev. E **69**, 037104 (2004).
- [64] Z. Z. Zhang, S. G. Zhou, and L. C. Chen, Eur. Phys. J. B **58**, 337 (2007).
- [65] Z. Z. Zhang, L. L. Rong, S. G. Zhou, Physica A **377**, 329 (2007).
- [66] H. D. Rozenfeld, S. Havlin, and D. ben-Avraham, New J. Phys. **9**, 175 (2007).
- [67] Z. Z. Zhang, Y. Qi, S. G. Zhou, W. L. Xie, and J. H. Guan, Phys. Rev. E **79**, 021127 (2009).
- [68] M. Giona, Chaos, Solitons Fractals **7**, 1371 (1996).
- [69] J. G. Kemeny and J. L. Snell, *Finite Markov Chains* (Springer, New York, 1976).