

# TeV Gamma Rays from Geminga and the Origin of the GeV Positron Excess

Hasan Yüksel,<sup>1</sup> Matthew D. Kistler,<sup>2</sup> and Todor Stanev<sup>1</sup>

<sup>1</sup>*Bartol Research Institute and Department of Physics and Astronomy, University of Delaware, Newark, Delaware 19716*

<sup>2</sup>*Center for Cosmology and Astro-Particle Physics and Department of Physics, Ohio State University, Columbus, Ohio 43210*

(Dated: October 15, 2008)

The Geminga pulsar has long been one of the most intriguing MeV–GeV gamma-ray point sources. We examine the implications of the recent Milagro detection of extended, multi-TeV gamma-ray emission from Geminga, finding that this reveals the existence of an ancient, powerful cosmic-ray accelerator that also can plausibly account for the multi-GeV positron excess that has evaded explanation. We explore a number of testable predictions for gamma-ray, electron/positron, and neutrino experiments that can confirm the first “direct” detection of a cosmic-ray source.

PACS numbers: 95.85.Ry, 98.70.Rz, 98.70.-f

**Introduction**— Geminga holds a place of distinction among gamma-ray sources, being the first pulsar to be discovered through gamma rays, with a history of observations through a variety of techniques [1]. While one of the brightest MeV–GeV gamma-ray point sources in the sky, there was no certain evidence of high-energy activity beyond the immediate neighborhood of the pulsar or its pulsar wind nebula (PWN) until the recent detection by Milagro of gamma rays at  $\sim 20$  TeV from a region of  $\sim 3^\circ$  around the pulsar [2]. This detection places Geminga among the growing class of TeV PWNe (e.g., [3, 4]) and is important for understanding aged pulsars and their winds. An immediate consequence is the existence of a population of particles with energies  $\gtrsim 100$  TeV.

The relative proximity of Geminga raises an interesting possibility, namely that these high-energy particles, most likely electrons and positrons, may be at the root of the explanation of the “positron excess”, the observed [5, 6] overabundance of multi-GeV positrons as compared to theoretical expectations [9] (see Fig. 1). Severe energy losses of high-energy positrons seemingly require a local source of some kind [10], such as Geminga [11] or even dark matter through its annihilation products [12].

Here, we connect the Milagro observation of TeV gamma rays to high-energy electrons and positrons, expected to be accelerated in PWNe (e.g., [13, 14, 15]; for a review see [16, 17]), and present several predictions. First, we expect the gamma-ray source to exhibit characteristics of a lifetime of particle acceleration, including being much larger in angular extent at lower energies. Moreover, while Geminga is apparently young enough to still produce high-energy particles, it is old enough that multi-GeV electrons and positrons from its more active past can have made it to Earth to contribute to the positron excess. Lastly, this leptonic TeV gamma-ray scenario can be separated from a hadronic one, since a neutrino signal is expected in the later case.

**The Gamma-ray Source Next Door**— The observation of high-energy gamma rays from an astrophysical source implies the presence of higher-energy particles, typically electrons/positrons or protons, that gave rise to them. One striking element of the observation

of  $\sim 20$  TeV gamma rays (with post-trials significance of  $4.9\sigma$  [2]) from Geminga by Milagro is the extent of the emission,  $\theta \sim 3^\circ$  [2], which corresponds to a physical size of  $s_G \sim 10$  pc ( $\theta_G/3^\circ$ )( $r_G/200$  pc), where  $r_G$  is the distance to Geminga. Since the angular resolution of Milagro is better than a degree and the characteristic age of the pulsar,  $t_G \sim 3 \times 10^5$  yr [18], seemingly excludes an active supernova remnant, we shall consider an extended PWN with emission from a much larger region than that seen in x-rays [19, 20]. Anticipating further measurements by current and upcoming observatories, we will at times draw guidance from the TeV PWN HESS J1825–137 [3], which, while only a tenth the age of Geminga, would be tens of degrees wide if placed at  $r_G \sim 200$  pc.

We first examine whether the gamma rays can be explained through inverse-Compton (IC) scattering of electrons/positrons on cosmic microwave background (CMB) photons, and later comment on the possibility of a hadronic scenario. We first note that the age of the pulsar is much larger than the characteristic IC cool-

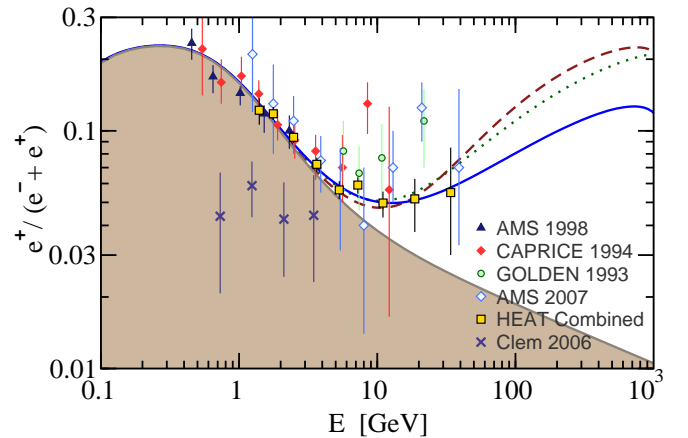


FIG. 1: The cosmic-ray positron fraction. Shown are data compiled from Refs. [6, 7, 8], the model of Ref. [9] (shaded), and scenarios (solid, dashed, and dotted lines) that take into account a plausible contribution from Geminga depending upon distance, age and energetics (see text for details).

ing time of the  $\gtrsim 100$  TeV electrons needed to produce  $\gtrsim 20$  TeV gamma rays,  $\tau_{IC} \sim 10^4 (100 \text{ TeV}/E_e) \text{ yr}$  in the Thomson limit on CMB photons with energy density  $\sim 0.3 \text{ eV cm}^{-3}$ . This suggests that synchrotron losses are subdominant, since they would decrease the cooling time, while an active population of  $\gtrsim 100$  TeV electrons must be present. The surface brightness concentration as measured by Milagro [2] does not seem to be explainable by diffusion from a purely point-like source, suggesting a convective mechanism may be at work, resulting in a “core” of very-high-energy gamma-ray emission, similar to the explanation ascribed to HESS J1825–137 [3].

In order to account for the Milagro measurement of  $6.9 \pm 1.6 \times 10^{-15} \text{ TeV}^{-1} \text{ cm}^{-2} \text{ s}^{-1}$  at 20 TeV (as denoted in Fig. 2), we consider a generic parent electron spectrum of the form  $dN/d\gamma = N_0 \gamma^{-\alpha} e^{-\gamma/\gamma_{max}}$ , where  $\gamma = E/(m_e c^2)$  and  $\gamma_{max} = E_{max}/(m_e c^2)$ . The cutoff may shift to lower energies further from the center, producing an effect similar to that seen in the HESS source where the gamma-ray spectrum has been measured to soften with increasing distance from its pulsar, interpreted as a sign of cooling of the parent electrons [3]. Lacking such detailed observations of Geminga, we choose the canonical parameters  $\alpha = 2$ ,  $E_{max} = 500 \text{ TeV}$ , assumed to be roughly constant over the observed region. The resulting IC flux is

$$\frac{d\Phi}{dE_\gamma} = \frac{c}{4\pi r_G^2} \int d\gamma \int dE_{ph} \frac{dN}{d\gamma} n_{ph}(E_{ph}) \sigma_{KN}(\gamma, E_{ph}, E_\gamma), \quad (1)$$

where the Klein-Nishina cross section,  $\sigma_{KN}$ , is given by Ref. [21], and the dominant scattering background,  $n_{ph}(E_{ph})$ , is the CMB.

The spectra of gamma-rays and associated electrons are shown in Fig. 2 which correspond to a present energy reservoir of  $\mathcal{E}_e (\gtrsim 1 \text{ GeV}) \simeq 10^{45} \text{ erg}$  for  $r_G \sim 200 \text{ pc}$ . While we are trying to explain the *observed* signal alone, there may well be more lower surface brightness emission below the sensitivity of Milagro at larger angles, and also at lower energies. Two considerations make this likely.

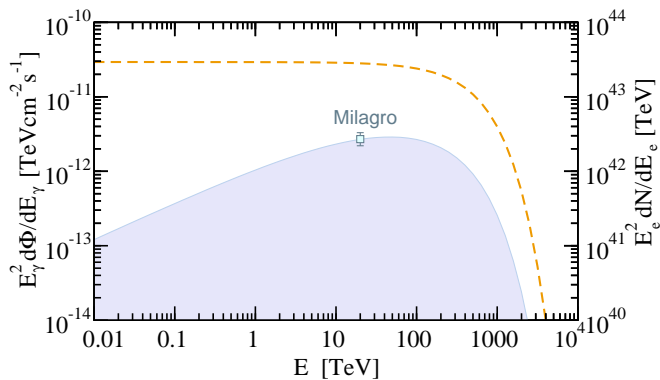


FIG. 2: IC spectrum of the *extended* emission from Geminga (shaded), with the Milagro measurement is shown at 20 TeV (*left axis*). The energy distribution for the associated electrons/positrons (dashed line) is also shown (*right axis*).

First, the pulsar’s  $e^+ e^-$  pair output was probably much stronger in the past when its spin-down power was higher, so that lower energy  $e^+ e^-$  (with longer cooling times) should still be radiating. Secondly, the convective region should at some point give way to diffusion, which leads into our discussion of cosmic-ray positron propagation.

**The Origin of the Positron Excess**— The confirmed presence of a nearby, ancient source of high-energy electrons and positrons immediately suggests an explanation for the positron excess. If so, then we would essentially be living “within” the extended halo of the source, seeing electrons/positrons that were accelerated long ago when pulsar was stronger and diffused to our location. The density of particles at a given time and place,  $n(r, t, \gamma)$ , is governed by the diffusion equation, which (in spherically symmetric geometry) is

$$\frac{\partial n}{\partial t} = \frac{\mathcal{D}(\gamma)}{r^2} \frac{\partial}{\partial r} r^2 \frac{\partial n}{\partial r} + \frac{\partial}{\partial \gamma} [\ell(\gamma) n] + Q(\gamma), \quad (2)$$

where  $Q$  is the source term. In our energy range of interest, the energy loss rate is well approximated by  $\ell(\gamma) = \ell_0 \gamma^2$  (i.e., the multi-GeV positrons remain in the Thomson regime). Considering IC losses on the CMB (energy density  $\sim 0.3 \text{ eV cm}^{-3}$ ) and synchrotron losses on typical Galactic magnetic fields ( $\sim 3 \mu\text{G}$ ; energy density  $\sim 0.2 \text{ eV cm}^{-3}$ ) yields  $\ell_0 \simeq 5 \times 10^{-20} \text{ s}^{-1}$ . The diffusion coefficient is assumed to take the energy-dependent form  $\mathcal{D}(\gamma) = \mathcal{D}_0 (1 + \gamma/\gamma_*)^\delta$ , with  $\gamma_* \simeq 6 \times 10^3$ ,  $\delta \simeq 0.6$  and  $\mathcal{D}_0 \simeq 4 \times 10^{27} \text{ cm}^2 \text{ s}^{-1}$  [22].

Calculations done to assess the positron flux from dark matter annihilation typically assume steady-state conditions (i.e., ignoring the time-dependent term). However, our scenario is manifestly dynamic, with both the source luminosity and distance potentially changing in time. The analytic solution given by Atoyan, Aharonian, and Völk [22] allows for this to be conveniently handled. In the limit of a single burst from a point source,  $Q(\gamma) = dN/d\gamma \delta(r) \delta(t - t_G)$ , with

$$n(r, t, \gamma) = \frac{dN/d\gamma (r/r_d(t, \gamma))^3 e^{-(r/r_d(t, \gamma))^2}}{\pi^{3/2} r^3 (1 - \ell_0 t \gamma)^{2-\alpha}}. \quad (3)$$

where the spectrum is cut off at  $\gamma_c = 1/(\ell_0 t)$ . The energy loss rate and age then set up the maximal energy of particles that reach us today, with a diffusion radius of

$$r_d(t, \gamma) \simeq 2 (\mathcal{D}(\gamma) [1 - (1 - \gamma/\gamma_c)^{1-\delta}] / [(1 - \delta)\gamma/\gamma_c])^{1/2}. \quad (4)$$

Note that for the canonical age and distance to Geminga, the diffusion radius is  $r_d \simeq 150 (200, 300) \text{ pc}$  for  $E = 2 (10, 50) \text{ GeV}$  particles, so that mainly multi-GeV particles are reaching us, resulting in a rise in the expected local positron fraction with energy.

For a continuously emitting source such as Geminga (which we can treat for this purpose as a point source, since  $s_G \ll r_G$ ), the injection rate can be parametrized

as  $d\dot{N}/d\gamma = \dot{N}_0 \gamma^{-\alpha} e^{-\gamma/\gamma_{max}}$ , with

$$\dot{N}_0 = \mathcal{L}_e(t) \left( m_e c^2 \int_{\gamma_{min}}^{\gamma_{max}} \gamma^{-\alpha+1} e^{-\gamma/\gamma_{max}} d\gamma \right)^{-1}, \quad (5)$$

in which  $\mathcal{L}_e(t)$  is the luminosity in  $e^+ e^-$  pairs. The local particle density is

$$n_{\odot}(\gamma) = \int^{t_G} dt n(r_G, t, \gamma). \quad (6)$$

Assuming braking via magnetic dipole radiation [23], the pulsar spin-down luminosity evolves as  $\propto (1+t/t_0)^{-\frac{n+1}{n}}$ , with braking index,  $n \sim 3$ , and a pulsar-dependent timescale,  $t_0$ . Motivated by this relation, we set up the luminosity evolution of the source in the past as

$$\mathcal{L}_e(t) = \frac{\mathcal{E}_G}{t_G} \frac{(1+(t_G-t)/t_0)^{-2}}{\int^{t_G} dt' (1+(t_G-t')/t_0)^{-2}}. \quad (7)$$

Thus, the average injection rate of relativistic electrons/positrons from Geminga in its lifetime will be simply  $\mathcal{E}_G/t_G$ , which can be compared to the present,  $\mathcal{L}_e(0)$ , or initial,  $\mathcal{L}_e(t_G)$ , luminosities. These can be roughly inferred from the pulsar spin-down power, integrating over its history to deduce a total energy (however, the fraction going into  $e^+ e^-$  pairs is not known a priori). The total spin-down power is now  $\sim 10^{34.5}$  erg s $^{-1}$  [18], corresponding to a total output of  $\sim 10^{49}$  erg for  $t_0 \sim 10^4$  yr, which can be interpreted as an upper limit on  $e^+ e^-$  production. Based on the gamma-ray data alone, assuming a present equilibrium between gamma-ray and electron production already yields a lower limit of  $\sim 10^{45}$  erg in pairs, so it is plausible that a significant fraction of the spin-down energy was converted to  $e^+ e^-$ .

In Fig. 3, we display the local flux of positrons,  $J_{\odot} = (c/4\pi) n_{\odot}$ , focusing on a benchmark model with  $\alpha = 2$

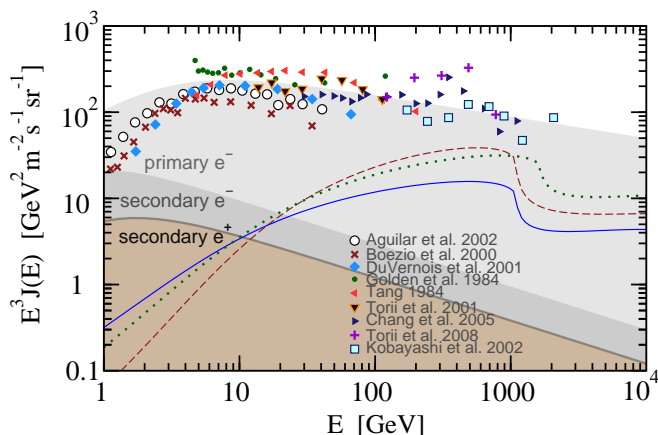


FIG. 3: Cosmic-ray electron and positron spectra. Shown are models from Ref. [9] (shades), electron data compiled in Ref. [24], and additional contributions to the positron flux from our Geminga scenarios (solid, dashed, and dotted lines) to be compared to secondary positrons (lowest shade).

and for  $t_G = 3(3,2) \times 10^5$  yr,  $r_G = 2(3,2) \times 10^2$  pc and  $\mathcal{E}_G \simeq 2(5,2) \times 10^{48}$  erg corresponding to the solid (dashed, dotted) line. The dotted curve shows the importance of age in this model, since the spectral cut-off is determined by the combination of energy losses and pulsar age. The dashed curve illustrates the importance of diffusion, as a larger distance results in a sharper rise, at the cost of a larger required  $\mathcal{E}_G$ . We also show the expectations of Moskalenko and Strong for the primary/secondary cosmic-ray fluxes [9] (see also [25]). Combining these into a prediction for the cosmic-ray positron fraction, we compare to past measurements in Fig. 1. Assuming a spectrum harder than  $\alpha = 2$  would give a sharper rise [26]. One glaring need is a well-determined distance, the most recent quoted being  $r_G \sim 250_{-62}^{+120}$  pc [27]. Considering a model in which the pulsar moves has an effect on the positron flux mostly determined by the initial location of the source, since the bulk of the energy is released in the early phases of spin down, with a closer distance lowering the required energy budget.

**Conclusions**— Following the first measurement of high-energy gamma rays from an extended source around Geminga by Milagro, a considerable amount of data should become available as the latest generation of experiments examine the surrounding area. This will help in developing more detailed models that account for both time and spatial evolution in the electron/positron spectra, and are directly coupled to cosmic-ray propagation [28]. We briefly discuss implications for several categories of upcoming experiments.

*Fermi*: While the observed features of Geminga will depend upon details such as whether the source is roughly spherical or preferentially oriented, we would generally expect the source to become “larger” with decreasing energy, reflecting the decrease in IC cooling time with energy. Our inspection of the point-source subtracted EGRET sky-map [29] indicates some emission in the GeV range of a size comparable to the Milagro source. *Fermi* [30] should be able to more effectively separate the bright signal seen from the pulsar itself and study the structure of the diffuse emission. It may also be possible for *Fermi* to look for the signature of a local source via measurements of the cosmic-ray electron spectrum in the GeV range [31].

*TeV gamma rays*: Obtaining a detailed spectrum and morphology of the source in the TeV regime will be vital for further interpretation of the nature of the particles present. Already, VERITAS [32] has placed rather-tight upper limits on a point source at the location of Geminga [33], although further study is needed for the expected extended source. Returning to HESS J1825–137 as a guide, the surface brightness was seen to drop off as  $\sim 1/\theta$ , inconsistent with pure diffusion and suggestive of convection [3]. We expect a similar profile for the Geminga source if the same mechanism is at work. Additionally, studying the extended TeV emission from

an old, radio-quiet neutron star may have implications for heretofore unidentified TeV sources.

*Positrons:* Due to the spin down of the pulsar, it is possible that the Geminga source was much brighter in the past and dominated the TeV sky. It is from this time that multi-GeV electrons and positrons may still be reaching us today. In this regard, future positron observations, combined with detailed multi-wavelength studies, may shed new light on the physics of cosmic-ray propagation. If Geminga does account for a substantial fraction of the total positron spectrum, an anisotropy may ultimately be found [26, 34]. The space experiment PAMELA [35] should yield more precise measurements of the electron and positron spectra than has yet been possible, with an improved picture of the positron fraction. Confirming that the positron excess arises from a nearby object implies the “direct” measurement of particles accelerated in a known cosmic-ray source.

*Neutrinos:* Given the present data, it is also admissible that the gamma rays may be produced via the decay of neutral pions produced in hadronic scatterings [36]. Indeed, a nucleonic wind may be expected to carry away much of the spin-down energy of the pulsar [17], and such a scenario has been proposed [37] to explain the TeV gamma rays from the Vela X PWN [4]. If the only electrons/positrons present were secondaries [38], we would expect a lower positron flux (unless leptons and nucleons are produced in a comparable amount), but also a flux of neutrinos from charged pion decays. Based on the Milagro measurement, we would expect a neutrino flux similar to that expected [39, 40] from MGRO J2019+37 [41]. If more emission is present at larger angles and lower (or higher) energies, Geminga would be among the best candidate TeV neutrino sources [42]. We note that the final results from AMANDA-II show a hot-spot near the Geminga region [43]. Assuming nominal source parameters similar those in Ref. [39], we find that IceCube [44] would expect  $\gtrsim 1$  neutrino-induced muon per year with energy  $> 1$  TeV, offering hope of testing this scenario. If detected, discovering the first extra-solar source of high-energy neutrinos would be just as exciting (or even more so) as unraveling the positron excess problem.

*Acknowledgments*— We thank John Beacom, Jim Beatty, John Clem, Tom Gaisser, Jamie Holder, and Carsten Rott for discussions; Felix Aharonian, Andrew Strong for comments. HY and TS are supported by DOE Grant DE-FG02-91ER40626; MDK by DOE grant DE-FG02-91ER40690.

---

[1] G. F. Bignami and P. A. Caraveo, *Ann. Rev. Astron. Astrophys.* **34**, 331 (1996).  
 [2] A. A. Abdo *et al.*, *Astrophys. J.* **664**, L91 (2007).  
 [3] F. Aharonian *et al.*, *Astron. Astrophys.* **460**, 365 (2006).  
 [4] F. Aharonian *et al.*, *Astron. Astrophys.* **448**, L43 (2006).  
 [5] S. W. Barwick *et al.*, *Astrophys. J.* **482**, L191 (1997).  
 [6] J. J. Beatty *et al.*, *Phys. Rev. Lett.* **93**, 241102 (2004).

[7] M. Aguilar *et al.*, *Phys. Lett. B* **646**, 145 (2007).  
 [8] J. Clem and P. Evenson, *ICRC Proceedings*, (2007).  
 [9] I. V. Moskalenko and A. W. Strong, *Astrophys. J.* **493**, 694 (1998).  
 [10] S. Coutu *et al.*, *Astropart. Phys.* **11**, 429 (1999).  
 [11] F. A. Aharonian, A. M. Atoyan and H. J. Volk, *Astron. Astrophys.* **294**, L41 (1995).  
 [12] J. Silk and M. Srednicki, *Phys. Rev. Lett.* **53**, 624 (1984); A. J. Tylka, *Phys. Rev. Lett.* **63**, 840 (1989); S. Rudaz and F. W. Stecker, *Astrophys. J.* **325**, 16 (1988); M. Kamionkowski and M. S. Turner, *Phys. Rev. D* **43**, 1774 (1991); E. A. Baltz and J. Edsjo, *Phys. Rev. D* **59**, 023511 (1999); J. L. Feng, K. T. Matchev and F. Wilczek, *Phys. Rev. D* **63**, 045024 (2001); D. Hooper and J. Silk, *Phys. Rev. D* **71**, 083503 (2005).  
 [13] P. Goldreich and W. H. Julian, *Astrophys. J.* **157**, 869 (1969).  
 [14] M. J. Rees and J. E. Gunn, *Mon. Not. Roy. Astron. Soc.* **167**, 1 (1974).  
 [15] C. F. Kennel and F. V. Coroniti, *Astrophys. J.* **283**, 694 (1984).  
 [16] B. M. Gaensler and P. O. Slane, *Ann. Rev. Astron. Astrophys.* **44**, 17 (2006).  
 [17] J. Arons, arXiv:0708.1050.  
 [18] J. H. Taylor, R. N. Manchester and A. G. Lyne, *Astrophys. J. Suppl.* **88**, 529 (1993).  
 [19] P. A. Caraveo *et al.*, *Science* **301**, 1345 (2003).  
 [20] G. G. Pavlov, D. Sanwal and V. E. Zavlin, *Astrophys. J.* **643**, 1146 (2006).  
 [21] G. R. Blumenthal and R. J. Gould, *Rev. Mod. Phys.* **42**, 237 (1970).  
 [22] A. M. Atoyan, F. A. Aharonian and H. J. Volk, *Phys. Rev. D* **52**, 3265, (1995).  
 [23] J. E. Gunn and J. P. Ostriker, *Nature* **221**, 454 (1969).  
 [24] S. Torii *et al.*, arXiv:0809.0760.  
 [25] T. Delahaye *et al.*, arXiv:0809.5268.  
 [26] D. Hooper, P. Blasi and P. D. Serpico, arXiv:0810.1527.  
 [27] J. Faherty *et al.*, *Ap&SS* **309**, 225 (2007).  
 [28] F. A. Aharonian, *Very High Energy Cosmic Gamma Radiation*, (World Scientific, 2004).  
 [29] A. Cillis and R. Hartman, *Astrophys. J.* **621**, 291 (2005) <http://heasarc.gsfc.nasa.gov/docs/cgro/egret>.  
 [30] N. Gehrels and P. Michelson, *Astropart. Phys.* **11**, 277 (1999).  
 [31] A. A. Moiseev *et al.*, arXiv:0706.0882.  
 [32] T. C. Weekes *et al.*, *Astropart. Phys.* **17**, 221 (2002).  
 [33] G. Maier [VERITAS collaboration], arXiv:0810.0515.  
 [34] I. Buesching *et al.*, *Astrophys. J.* **678**, L39 (2008).  
 [35] M. Casolino *et al.*, *Adv. Space Res.* **42**, 455 (2008).  
 [36] T. K. Gaisser, *Cosmic Rays and Particle Physics*, (Cambridge Univ. Press, Cambridge, 1990).  
 [37] D. Horns *et al.*, *Astron. Astrophys.* **451**, L51 (2006).  
 [38] S. R. Kelner, F. A. Aharonian and V. V. Bugayov, *Phys. Rev. D* **74**, 034018 (2006).  
 [39] J. F. Beacom and M. D. Kistler, *Phys. Rev. D* **75**, 083001 (2007).  
 [40] L. Anchordoqui *et al.*, *Phys. Rev. D* **76**, 067301 (2007).  
 [41] A. A. Abdo *et al.*, *Astrophys. J.* **658**, L33 (2007).  
 [42] M. D. Kistler and J. F. Beacom, *Phys. Rev. D* **74**, 063007 (2006).  
 [43] IceCube Collaboration, arXiv:0809.1646.  
 [44] J. Ahrens *et al.*, *Nucl. Phys. Proc. Suppl.* **118**, 388 (2003).