

# Superconductivity in Fluorine-Arsenide $\text{Sr}_{1-x}\text{La}_x\text{FeAsF}$

Xiyu Zhu, Fei Han, Peng Cheng, Gang Mu, Bing Shen and Hai-Hu Wen\*

*National Laboratory for Superconductivity,*

*Institute of Physics and Beijing National Laboratory for Condensed Matter Physics,*

*Chinese Academy of Sciences, P. O. Box 603, Beijing 100190, China*

## Abstract

Since the discovery of superconductivity<sup>1</sup> at 26 K in oxy-pnictide  $\text{LaFeAsO}_{1-x}\text{F}_x$ , enormous interests have been stimulated in the fields of condensed matter physics and material sciences. Among the five different structures in this broad type of superconductors<sup>2,3,4,5,6</sup>, the ZrCuSiAs structure has received special attention since the  $T_c$  has been quickly promoted to 55-56 K<sup>7,8,9,10,11</sup> in fluorine doped oxy-pnictides REFeAsO (RE = rare earth elements). The superconductivity can also be induced by applying a high pressure to the undoped samples<sup>12,13</sup>. The mechanism of superconductivity in the FeAs-based system remains unclear yet, but it turns out to be clear that any change to the structure or the building blocks will lead to a change of the superconducting transition temperatures. In this Letter, we report the fabrication of the new family of compounds, namely fluorine-arsenides DvFeAsF (Dv = divalent metals) with the ZrCuSiAs structure and with the new building block DvF instead of the REO (both the layers DvF and REO have the combined cation state of "+1"). The undoped parent phase has a Spin-Density-Wave like transition at about 173 K for SrFeAsF, 118 K for CaFeAsF and 153 K for EuFeAsF. By doping electrons into the system the resistivity anomaly associated with this SDW transition is suppressed and superconductivity appears at 32 K in the fluorine-arsenide  $\text{Sr}_{1-x}\text{La}_x\text{FeAsF}$  ( $x = 0.4$ ). Our discovery here initiates a new method to obtain superconductors in the FeAs-based system.

By using the solid state reaction method, we successfully fabricated the fluorine-arsenide material  $DvFeAsF$  ( $Dv = Sr, Eu$  and  $Ca$ ) and La doped  $Sr_{1-x}La_xFeAsF$  ( $x = 0.0 - 0.4$ ). The detailed fabrication process for the samples is given in Methods. It is known that the F-doped REFeAsO superconductors (RE = rare earth elements) have a ZrCuSiAs structure (see inset in Figure 1) with the alternative building series of  $RE^{3+}O^{2-}$  and  $Fe^{2+}As^{3-}$  and the  $RE^{3+}O^{2-}$  has a total cation state of "+1". It thus becomes quite straightforward that one may try different building blocks with the same cation state of "+1" to substitute REO. The combination of  $Dv^{2+}F^-$  with  $Dv$  the divalent elements ( $Ca, Sr, Eu, etc.$ ) may be a good choice. Actually the SrF based parent compound was fabricated in the copper-sulfur system  $SrFCuS$ <sup>14,15</sup> and very recently in the FeAs-based systems<sup>16,17</sup>. Superconductivity at 22 K was found in  $CaFe_{1-x}Co_xAsF$ <sup>18</sup> and 4 K in  $SrFe_{1-x}Co_xAsF$ <sup>19</sup>. In the main panel of Figure 1 we present the x-ray diffraction patterns of the compound of  $SrFeAsF$  and the La-doped sample  $Sr_{1-x}La_xFeAsF$ , together with the parent phases of  $CaFeAsF$  and  $EuFeAsF$ . Taking the  $SrFeAsF$  as the example, it is clear that almost all main peaks can be indexed by a tetragonal structure with  $a = b = 4.004 \text{ \AA}$  and  $c = 8.971 \text{ \AA}$  for the parent phase, and  $a = b = 3.976 \text{ \AA}$  and  $c = 8.960 \text{ \AA}$  for the doped samples. Comparing with the  $LaFeAsO$  samples, the a- or b- axes contract a bit but the c-axis lattice constant expands a lot. This is understandable since the radius of  $Sr^{2+}$  is  $1.12 \text{ \AA}$  which is larger than that of  $La^{3+}$  ( $1.06 \text{ \AA}$ ), although the radius of  $F^-$  is  $1.33 \text{ \AA}$  which is comparable to that of  $O^{2-}$  ( $1.32 \text{ \AA}$ ). Therefore it is confident that the dominant component in our sample comes from  $Sr_{1-x}La_xFeAsF$ . There are some tiny peaks marked by the asterisks which may come from the impurity phase of  $SrF_2$ , this can be easily formed during the synthesizing process and should be avoided. Data in Figure 1 clearly show that the parent phases with Sr, Ca and Eu based on SrF can be formed.

In Figure 2 we show the temperature dependence of resistivity of the undoped samples  $DvFeAsF$  ( $Dv = Sr, Eu$  and  $Ca$ ). For the undoped samples, a clear resistivity anomaly was observed at about 118 K for  $CaFeAsF$ , 173 K for  $SrFeAsF$  and 153 K for  $EuFeAsF$ . Here we take the case of  $SrFeAsF$  for further discussion. Above 173 K the resistivity increases slightly with decreasing temperature, but it drops sharply below 173 K. This resistivity anomaly was found to be corresponding very well to a magnetic anomaly<sup>17</sup> measured by DC magnetization and was attributed to the formation of a Spin-Density-Wave order or a structural transition in REFeAsO.<sup>20,21</sup> By applying a magnetic field, a strong magnetoresistance was observed

below 173 K (not shown here), which appeared also in the oxy-pnictide systems REFeAsO.<sup>22</sup> The overall behavior of resistivity mimics that of the LaFeAsO, which again indicates that our samples here are parent phases with the ZrCuSiAs structure and the FeAs layers as that in oxy-pnictides.

By doping electrons into the parent phase, we observed superconductivity in  $\text{Sr}_{1-x}\text{La}_x\text{FeAsF}$ . In Fig.3 we present the temperature dependence of resistivity for three samples with the nominal composition  $x=0, 0.2$  and  $0.4$ , respectively. The XRD data of the samples  $x=0$  and  $0.2$  were shown in Fig.1. As one can see, when electrons are doped into the system, the SDW anomaly at about 173 K is suppressed and it moves to about 60 K at a nominal composition of 0.2. Meanwhile the superconductivity at about 25 K (onset) appears. For the doped sample  $\text{Sr}_{0.6}\text{La}_{0.4}\text{FeAsF}$  a superconducting transition occurs at about 32 K, as indicated by the arrow where the resistivity starts to drop away from the normal state background. The state of zero resistance is achieved at about 24.6 K. It is interesting to note that the transition temperature here (32 K) is already much higher than the maximum  $T_c = 4 \text{ K}$ <sup>19</sup> as recently observed in  $\text{SrFe}_{1-x}\text{Co}_x\text{AsF}$ . This strongly suggests that doping to the sites of Sr is more efficient to get superconductors with higher  $T_c$  since the FeAs-planes which is assumed for superconductivity remain unchanged. Occasionally we even see superconductivity at temperatures higher than 32 K, but those samples exhibit quite some impurities, therefore we leave it to a future report. The resistivity of the sample with  $x = 0.4$  shows a roughly linear behavior in the normal state, which looks rather similar to that in the electron doped sample  $\text{LaFeAsO}_{0.9}\text{F}_{0.1}$ <sup>23</sup> and is in sharp contrast to the hole doped sample  $\text{La}_{1-x}\text{Sr}_x\text{FeAsO}$ <sup>24</sup>. This bulk superconductivity is also proved by the magnetic measurements, as shown in Figure 4. One can see that a diamagnetic transition occurs at about 27 K, which corresponds to the middle transition temperature of the resistivity data. We believe that the superconducting transition temperature will be improved higher when the synthesizing condition is further optimized. It is important to note that the superconductivity in the present sample is certainly not originated from the La-doped  $\text{SrFe}_2\text{As}_2$  or the F-doped LaFeAsO. In the former case, as far as we know, no superconductivity was found in La-doped  $\text{SrFe}_2\text{As}_2$ . In addition, no any peaks of  $\text{SrFe}_2\text{As}_2$  can be observed from the XRD data in our present doped samples. In the latter case, one needs oxygen to form the LaFeAsO phase which is limited to below 0.1 ppm in our case by using glove box. Another reason to rule out this possibility is that the resistivity anomaly (the structural transition

and/or SDW) occurs at 173 K in the parent phase SrFeAsF, which is much higher than that in LaFeAsO (around 150 K), but much lower than that in SrFe<sub>2</sub>As<sub>2</sub> (around 205 K).<sup>25</sup>

In summary, by using the combination of DvF, we fabricated the new family of fluorine-arsenide materials DvFeAsF (Dv = Sr, Eu and Ca) with the ZrCuSiAs structure. In all three cases, the parent phase exhibits a resistivity anomaly (118 K for Ca, 173 K for Sr and 153 K for Eu) which is related to the structural/SDW transition. By partially substituting Sr with La, we observed superconductivity in Sr<sub>1-x</sub>La<sub>x</sub>FeAsF (x=0.2, 0.4). As a typical example here we show the superconductivity at 32 K in Sr<sub>0.6</sub>La<sub>0.4</sub>FeAsF. Using different combinations of the divalent elements (Sr, Eu, Ca, etc.) with different dopants in this fluorine-arsenide family, new superconductors are expected to be produced.

## I. METHODS

### A. Sample preparation.

The polycrystalline samples were synthesized by using a two-step solid state reaction method.<sup>23</sup> First LaAs and SrAs (or CaAs, EuAs etc.) powders were obtained by the chemical reaction method with La grains (purity 99.99%), Sr (or Ca, Eu etc.) pieces and As grains. Then they were mixed with FeF<sub>3</sub> (purity 99%) and Fe powder (purity 99.99%) in the formula Dv<sub>1-x</sub>La<sub>x</sub>FeAsF (Dv=Sr, Eu and Ca), ground and pressed into a pellet shape. All the weighing, mixing and pressing procedures were performed in a glove box with a protective argon atmosphere (both H<sub>2</sub>O and O<sub>2</sub> are below 0.1 PPM). The pellet was sealed in a quartz tube with 0.2 bar of Ar gas and followed by heat treatment at 950 °C for 60 hours. Then it was cooled down slowly to room temperature. Sometimes the resultant pellet was ground again, sealed in a quartz tube for a second sintering at 1000 °C.

### B. Measurements.

The DC magnetic measurements were done with a superconducting quantum interference device (Quantum Design, SQUID, MPMS7). The zero-field-cooled magnetization was measured by cooling the sample at zero field to 2 K, and the data were collected during the warming up process. The resistivity measurements were done with a physical property measurement system (Quantum Design, PPMS9T) with a six-probe technique. The current

direction was changed for measuring each point in order to remove the contacting thermal power.

This work was supported by the Natural Science Foundation of China, the Ministry of Science and Technology of China (973 Projects No.2006CB601000, No. 2006CB921802), and Chinese Academy of Sciences (Project ITSNEM). We thank Lei Fang for some helps in making Figure 1.

---

\* Electronic address: hhwen@aphy.iphy.ac.cn

- <sup>1</sup> Kamihara, Y. et al. Iron-based layered superconductor  $LaO_{1-x}F_xFeAs$  ( $x = 0.05-0.12$ ) with  $T_c = 26$  K. J. Am. Chem. Soc. **130**, 3296 (2008).
- <sup>2</sup> Rotter, M. et al. Superconductivity at 38 K in the iron arsenide  $Ba_{1-x}K_xFe_2As_2$ . Phys. Rev. Lett. **101**, 107006 (2008).
- <sup>3</sup> Wang, X. C. et al. The superconductivity at 18 K in LiFeAs system. arXiv: Condmat/0806.4688.
- <sup>4</sup> Tapp, J. H. et al. LiFeAs: An Intrinsic FeAs-based Superconductor with  $T_c = 18$  K. Phys. Rev. B **78**, 060505(R) (2008).
- <sup>5</sup> Hsu, F. C. et al. Superconductivity in the PbO-type Structure alpha-FeSe. Proc. Natl. Acad. Sci. **105**, 14262-4 (2008).
- <sup>6</sup> Klimczuk, T. et al. Superconductivity in the Layered Intergrowth Compound  $La_3Ni_4P_4O_2$ . arXiv: Condmat/0808.1557.
- <sup>7</sup> Chen, X. H. et al. Superconductivity at 43 K in Samarium-arsenide Oxides  $SmFeAsO_{1-x}F_x$ . Nature **453**, 761-762 (2008).
- <sup>8</sup> Ren, Z. A. et al. Superconductivity at 55 K in Iron-Based F-Doped Layered Quaternary Compound  $SmO_{1-x}F_xFeAs$ . Chin. Phys. Lett. **25**, 2215 (2008).
- <sup>9</sup> Aiura, Y. et al. Sheet Dependence on Superconducting Gap in Oxygen-Deficient Iron-based Oxypnictide Superconductors  $NdFeAsO_{0.85}$ . J. Phys. Soc. Jpn. **77**, 103712 (2008).
- <sup>10</sup> Cheng, P. et al. Superconductivity at 36 K in Gadolinium-arsenide Oxides  $GdO_{1-x}F_xFeAs$ . Science in China G. **51**, 719-722 (2008).
- <sup>11</sup> Wang, C. et al. Thorium-doping-induced superconductivity up to 56 K in  $Gd_{1-x}Th_xFeAsO$ . Europhys. Lett. **83**, 67006 (2008).
- <sup>12</sup> Okada, H. et al. Superconductivity under high pressure in LaFeAsO. arXiv: Cond-

mat/0810.1153.

- <sup>13</sup> Patricia, L. et al. Superconductivity up to 29 K in  $SrFe_2As_2$  and  $BaFe_2As_2$  at high pressures. arXiv: Condmat/0807.1896.
- <sup>14</sup> Kabbour, H. et al. Journal of Solid State Chemistry. **179**, 1668 (2006).
- <sup>15</sup> Johrendt, D. Materials with ZrCuSiAs Type Structure. Z. Naturforsch **63b**, 1135 (2008).
- <sup>16</sup> Tegel, M. et al. Synthesis, crystal structure and spin-density-wave anomaly of the iron arsenide-fluoride SrFeAsF. arXiv: Condmat/0810.2120.
- <sup>17</sup> Han, F. et al. SrFeAsF as a parent compound for pnictide superconductors. Phys. Rev. B, Rapid Commun., in press.
- <sup>18</sup> Matsuishi, S. et al. Superconductivity Induced by Co-Doping in Quaternary Fluoroarsenide CaFeAsF. JACS **130**, 14428 (2008).
- <sup>19</sup> Matsuishi, S. et al. Cobalt-substitution-induced Superconductivity in a New Compound with ZrCuSiAs-type Structure, SrFeAsF, Condmat/0810.2351.
- <sup>20</sup> Dong, J. et al. Competing orders and spin-density-wave instability in  $La(O_{1-x}F_x)FeAs$ . Europhys. Lett. **83**, 27006 (2008).
- <sup>21</sup> de la Cruz, C. et al. Magnetic Order versus superconductivity in the Iron-based layered  $La(O_{1-x}F_x)FeAs$  systems. Nature. **453**, 899 (2008).
- <sup>22</sup> Cheng, P. et al. Hall effect and magnetoresistance in single crystals of  $NdFeAsO_{1-x}F_x$ . Phys. Rev. B **78**, 134508 (2008).
- <sup>23</sup> Zhu, X. et al. Upper critical field, Hall effect and magnetoresistance in the iron-based layered superconductor  $LaFeAsO_{0.9}F_{0.1-\delta}$ . Supercond. Sci. Technol. **21**, 105001 (2008).
- <sup>24</sup> Wen, H. H. et al. Superconductivity at 25K in hole-doped  $(La_{1-x}Sr_x)OFeAs$ . Europhys. Lett. **82**, 17009 (2008).
- <sup>25</sup> Jesche, A. et al. Strong coupling between magnetic and structural order parameters in SrFe<sub>2</sub>As<sub>2</sub>. arXiv: Condmat/0807.0632.

## II. COMPETING FINANCIAL INTERESTS

The authors declare that they have no competing financial interests.

### III. AUTHOR CONTRIBUTIONS

HHW designed and coordinated the major part of the experiment, analyzed the data and wrote the paper. XYZ and FH made samples of  $\text{Sr}_{1-x}\text{La}_x\text{FeAsF}$  and  $\text{EuFeAsF}$  and did the experiment on them; PC and BS did for  $\text{CaFeAsF}$ ; GM helped in analyzing data and correcting the paper.

### IV. AUTHOR INFORMATION

Correspondence and requests for materials should be addressed to HHW (hhwen@aphy.iphy.ac.cn)

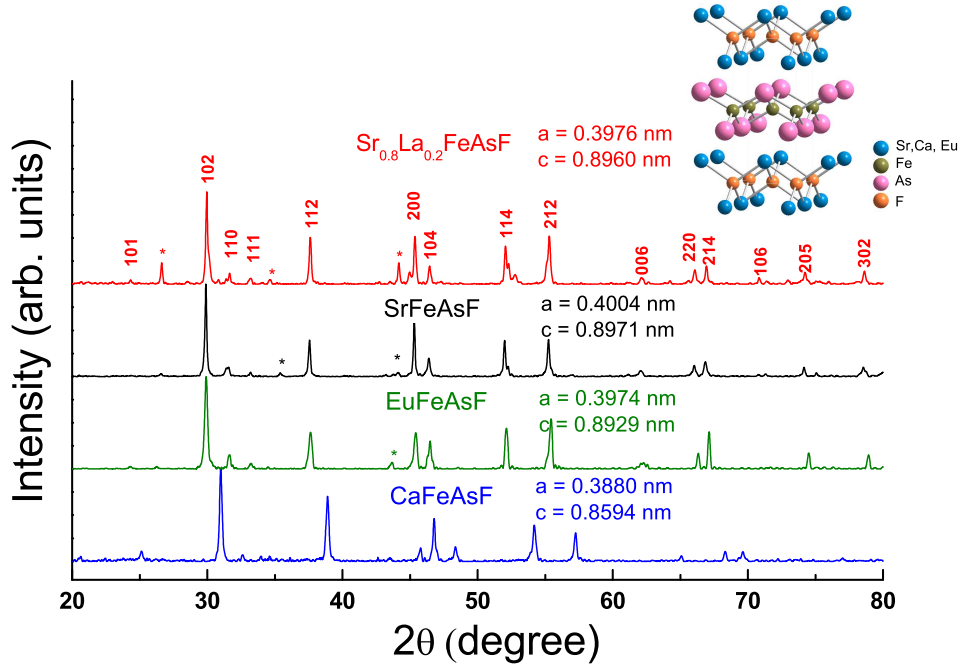


FIG. 1: (Color online) X-ray diffraction patterns of the samples  $\text{Sr}_{1-x}\text{La}_x\text{FeAsF}$  ( $x=0.0$  and  $0.20$ ). All main peaks can be indexed by a tetragonal structure with  $a = b = 4.004 \text{ \AA}$  and  $c = 8.971 \text{ \AA}$  for the undoped sample  $\text{SrFeAsF}$ ,  $a = b = 3.976 \text{ \AA}$  and  $c = 8.960 \text{ \AA}$  for the doped sample  $\text{Sr}_{0.8}\text{La}_{0.2}\text{FeAsF}$ . This indicates that the dominant phase here is  $\text{Sr}_{1-x}\text{La}_x\text{FeAsF}$ . Shown together are the X-ray diffraction patterns of the parent phases  $\text{EuFeAsF}$  and  $\text{CaFeAsF}$ . The asterisks mark the peaks from the tiny impurity phase  $\text{SrF}_2$ .

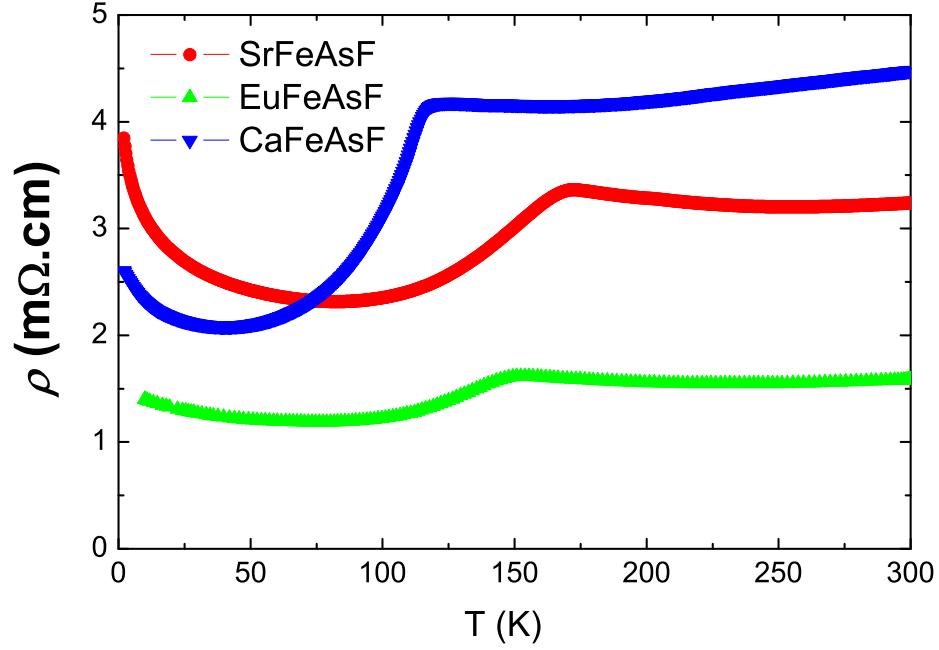


FIG. 2: (Color online) Resistivity versus temperature in SrFeAsF, CaFeAsF and EuFeAsF. For the three undoped (parent) samples, the resistivity anomaly occurs at different temperatures: 118 K for Ca, 173 K for Sr and 153 K for Eu. This anomaly may be attributed to the structural transition from tetragonal (high temperature) to orthorhombic (low temperature) phase or the SDW transition. The exact reason for the correlation between the anomaly temperature and the radii of the divalent metals remains unclear.

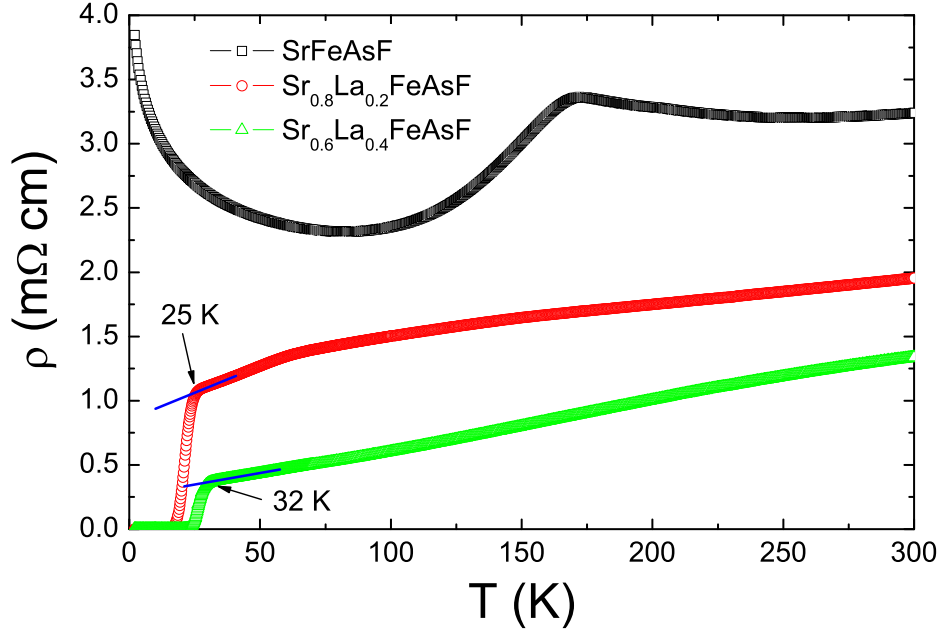


FIG. 3: (Color online) The temperature dependence of resistivity for three samples  $\text{Sr}_{1-x}\text{La}_x\text{FeAsF}$  ( $x=0, 0.2$  and  $0.4$ ). One can see that the temperature related to the resistivity anomaly is suppressed to about 60 K on the sample with nominal composition of  $x = 0.2$ . Meanwhile the superconductivity appears at about 25 K (onset). For the sample with  $x=0.4$ , a clear superconducting transition occurs at about 32 K (onset), and the state with zero resistivity is achieved at about 24.6 K.

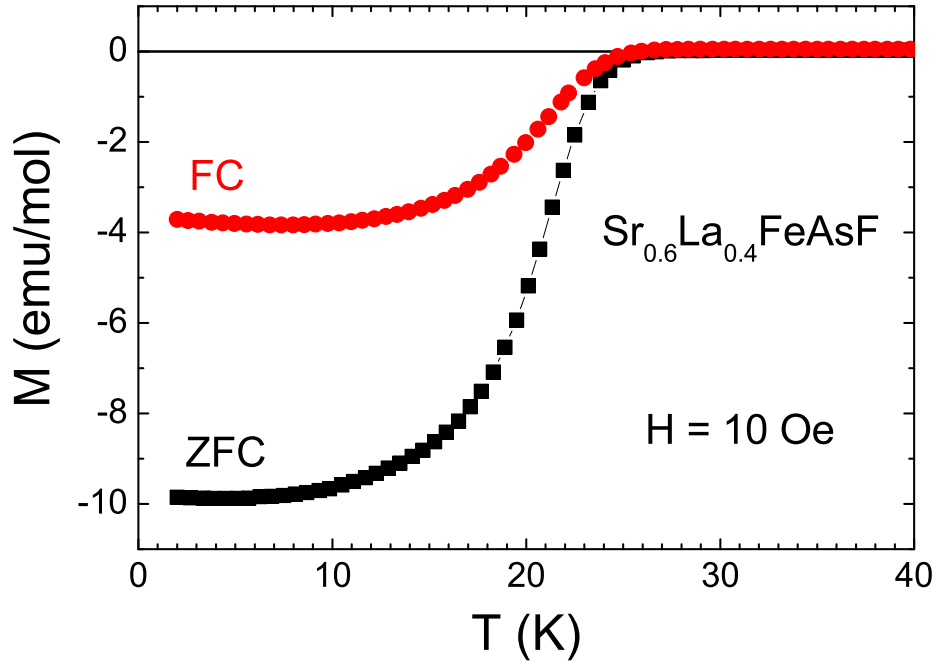


FIG. 4: (Color online) The temperature dependence of DC magnetization of the sample  $\text{Sr}_{0.6}\text{La}_{0.4}\text{FeAsF}$  measured at a DC field of 10 Oe. This clearly indicates a bulk superconductivity in the sample  $\text{Sr}_{0.6}\text{La}_{0.4}\text{FeAsF}$ .