

# Monte-Carlo simulation study of the two-stage percolation transition in enhanced binary trees

Tomoaki Nogawa\*

Department of Applied Physics, The University of Tokyo,  
7-3-1 Hongo, Bunkyo-ku, Tokyo 113-8656, Japan

Takehisa Hasegawa†

Department of Physics, Hokkaido University, Kita-ku Kita 10-chome Nishi 8-chome, Sapporo, Hokkaido 060-0810, Japan

We perform Monte-Carlo simulations to study the Bernoulli ( $p$ ) bond percolation on the enhanced binary tree which belongs to the class of nonamenable graphs with one end. Our numerical results show that the system has two different percolation thresholds  $p_{c1}$  and  $p_{c2}$ . All the points in the intermediate phase ( $p_{c1} < p < p_{c2}$ ) are critical and there exist infinitely many infinite clusters in the intermediate phase. In this phase the corresponding fractal exponent continuously increases with  $p$  from zero to unity.

Geometry of the space, which is characterized by dimensionality and topology, is a very important factor for the collective dynamics and statics of the elements embedded on it. It takes special significance in critical phenomena where correlation length diverges. Such critical phenomena have been one of the main subjects of statistical physics and intensively studied over various systems such as interacting spin models, map cellular-automata, percolation, *etc.* In recent years, more and more attention has been paid to critical phenomena on a class of graphs which have quite different properties with those on the well-studied Euclidean lattices. One representative example is the class, so-called transitive *non-amenable graphs* (NAGs) with one end [1], *e.g.*, hyperbolic lattices and enhanced trees (see Fig.1 for the binary case). The fundamental property of transitive NAGs is that the number of vertices in a ball centered at the origin increases exponentially with the radius like that on a tree. Recent studies have reported that this property crucially affects the collective dynamics to make it much differ from those on Euclidian lattices. [1, 2, 3, 4, 5, 6]. Although it seems that such graphs are non-realistic and studies on them are only for theoretical interests, their distinctive features, so-called small-world property and a non-zero clustering coefficient, are common with *complex networks*, which are widely found in the social and natural systems [7]. Percolation problems on complex networks are related to error and attack tolerance and cascade failures of real world systems [8]. Instead of extensive studies the interplays between network structures and critical phenomena is still unclear. The accumulation of knowledge for NAGs, which are rather easy to analyze, will bring the light to this problem.

For NAGs the number of *ends*, which indicates a kind of vulnerability of connections, is an important concept. End  $e(G)$  of an infinite graph  $G$  is given as the supremum of the number of infinite connected components in  $G \setminus S$ , where  $G \setminus S$  is the graph obtained from  $G$  by removing arbitrary finite subgraph  $S$  and the edges incident to

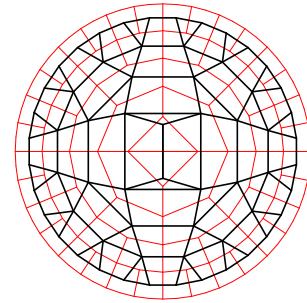


FIG. 1: Schematic diagram of the enhanced binary tree (thick line) with 6 generations and its dual lattice (thin line). For easiness to see, the root vertex is not displayed for both the EBT and the dual lattice.

those. While trees have infinitely many ends, hyperbolic lattices and enhanced trees have only one end.

It has been argued that the Bernoulli bond percolation on NAGs with one end exhibits a new type of phase transition, so-called *multiple phase transition* (MPT), which takes three distinct phases according to open bond probability  $p$  as follows [1]:

- *Nonpercolating phase*: there is no infinite cluster for  $0 \leq p < p_{c1}(G)$ .
- *Intermediate phase*: there are infinitely many infinite clusters for  $p_{c1}(G) < p < p_{c2}(G)$ .
- *Percolating phase*: there is a unique infinite cluster for  $p_{c2}(G) < p \leq 1$ .

Here *infinite cluster* means a cluster whose mass diverges with system size  $N$  as  $N^\psi$  where  $0 < \psi \leq 1$ . It is known that any amenable graph, *e.g.*, the Euclidean lattices, can have at most only one infinite cluster, *i.e.*,  $p_{c1} = p_{c2}$  [9]. By contrast there are always plural infinite clusters in the percolating phases of trees. This is a consequence of infinitely many ends, *i.e.*, trees have no long cyclic paths, so split easily. So it is not until a graph grows exponentially and has sufficient loops, *i.e.*, it is a NAG with

one end, that the system undergoes the two-stage percolation transition at two nontrivial critical probabilities ( $0 < p_{c1} < p_{c2} < 1$ ). Indeed, Benjamini and Schramm proved the existence of a MPT on any planar transitive NAG with one end [6]. In addition, it is proved that the transition at  $p_{c1}$  belongs to the mean-field universality class [10].

Previous studies of MPTs have been restricted in the analytic way based on probability theory and we lack numerical research, which will bring us the quantitative indication of the MPT and the intermediate phase. Especially the analysis of finite size systems is hardly done by the analytic approach but is very important for the realistic networks because the maximum path length of a graph with  $N$  vertices is often in the order of  $\log N$ . In this letter, we investigate the MPT by Monte-Carlo simulations taking the enhanced binary tree (EBT, see Fig.1) as an example. Our numerical results actually give two distinct critical probabilities  $p_{c1}$  and  $p_{c2}$ . All the points in the intermediate phase ( $p_{c1} < p < p_{c2}$ ) are critical and corresponding fractal exponent continuously increases with  $p$ . This fact leads that there exist infinitely many infinite clusters in the intermediate phase.

Here let us explain the setting of Monte-Carlo simulations. We prepare the EBT with  $L$  generations in the following manner. We have vertices  $v_{n,m}$  for  $n = 0, 1, \dots, L-1$  and  $m = 0, 1, \dots, 2^n - 1$ . The total number of vertices is  $N = 2^L - 1$ . Inter-generation (radial) channels are supposed between  $v_{n,m}$  and  $v_{n+1,2m}$  and between  $v_{n,m}$  and  $v_{n+1,2m+1}$ . These channels yield a binary tree. Furthermore we add intra-generation (circumferential) channels between  $v_{n,m}$  and  $v_{n,m+1}$ , which means “enhanced”. All of inter- and intra-generation channels are open with homogeneous probability  $p$  to yield connected clusters.

First, we investigate the  $p$ -dependence of  $\langle s_0 \rangle$ , that is the ensemble average of the cluster size which the root vertex  $v_{0,0}$  belongs to. We generate samples, i.e., sets of open and closed channels, by using pseudo random number generated by the Mersenne-Twister method [11]. Ensemble average is taken over 480,000 samples. In order to improve the precision of the average values for small  $p$ , we treat the initial 3 generations exactly, i.e., counting all  $2^{2(N-1)}$  possible realizations with probability  $p^{n_o}(1-p)^{n_c}$ , where  $n_o$  ( $n_c$ ) is a number of open (closed) channels. This treatment only takes the cost independent of  $N$ . As  $p$  becomes larger,  $\langle s_0 \rangle$  grows and diverges at the critical probability  $p_{c1}$ . In contrast to the critical point for Euclidian lattices, the system is critical not only at  $p_{c1}$  but remains critical up to  $p_{c2}$  as mentioned below. For the finite size systems, the  $N$ -dependence of  $\langle s_0 \rangle$  determines the expected three phases. So we estimate a fractal exponent

$$\psi = \frac{d \ln \langle s_0 \rangle_N}{d \ln N} \approx \frac{d}{dL} \log_2 \langle s_0 \rangle_N, \quad (1)$$

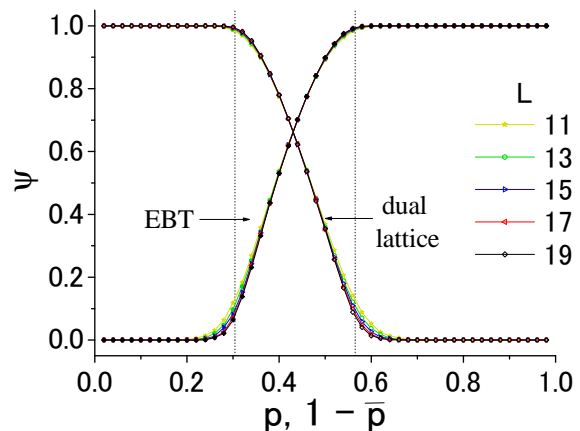


FIG. 2: The  $p$ -dependence of  $\psi$  for the enhanced binary tree and its dual lattice. For the latter, the horizontal axis is  $1 - \bar{p}$ , which is translated into  $p$ .

so that  $\langle s_0 \rangle \propto N^\psi$ . The exponent  $\psi$  mimics  $d_f/d$ , where  $d_f$  is the fractal dimension of a cluster embedded on the  $d$ -dimensional Euclidean lattice. In practice, we calculate  $\psi$  by the difference  $[\ln \langle s_0 \rangle_{2N} - \ln \langle s_0 \rangle_{N/2}] / [\ln(2N) - \ln(N/2)]$ . The  $p$ -dependence of  $\psi$  is shown in Fig. 2. In the nonpercolating phase for  $p < p_{c1} = 0.304$ ,  $\psi$  goes to zero in the limit  $N \rightarrow \infty$ . Above  $p_{c1}$ ,  $\psi$  is finite and continuously grows with  $p$ . We find the second critical probability  $p_{c2} = 0.564$ , above which  $\psi$  is unity. The same behavior is observed for the binary tree but  $p_{c2} = 1$  as already mentioned. The  $N$ -dependence of  $\langle s_0 \rangle$  just at  $p_{c1}$  is decided as follows. Approaching  $p_{c1}$  from above,  $\psi$  goes to zero but  $\langle s_0 \rangle$  diverges as  $\ln N$  ( $\propto L$ ) just at  $p = p_{c1}$ . To exclude the possibility that  $\langle s_0 \rangle \propto L^\varphi$  with  $\varphi \neq 1$ , we plot

$$\varphi_L(p) = \frac{d \ln \langle s_0 \rangle_N}{d \ln L}, \quad (2)$$

as a function of  $p$  in Fig. 3. As  $L$  goes to infinity,  $\varphi_L(p)$  decreases to zero for  $p < p_{c1}$  and diverges for  $p > p_{c1}$ . Only just at  $p = p_{c1}$ ,  $\varphi_L$  converges to  $N$ -independent value, which is estimated at unity. Practically we determine the precise critical probability from this crossing point. The finite size effects are summarized as

$$\langle s_0 \rangle \propto \begin{cases} N^0 & \text{for } p < p_{c1} \\ \ln N & \text{for } p = p_{c1} \\ N^{\psi(p)} & \text{for } p_{c1} < p < p_{c2} \\ N & \text{for } p \geq p_{c2}. \end{cases} \quad (3)$$

Next we observe the two-stage transition on the dual lattice of the EBT. Each vertex of the dual lattice is put on the center of triangle or rectangle cells of the EBT (see Fig. 1) and each channel, which is open with probability  $\bar{p}$ , crosses with the conjugate channel of the EBT. Numerical results for the dual lattice show the two-stage transition similar to the EBT at  $\bar{p} = \bar{p}_{c1} \approx 0.437$

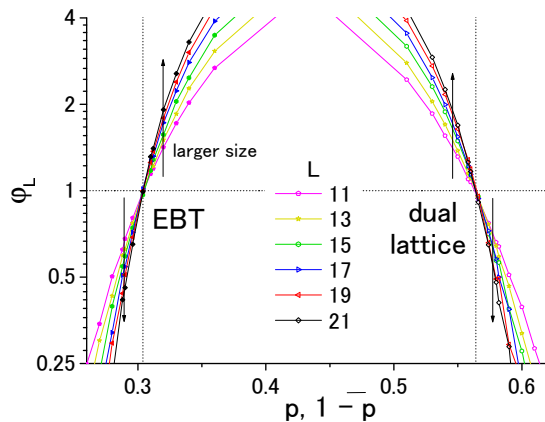


FIG. 3: The  $p$ -dependence of  $\varphi_L$  for the EBT and its dual lattice with several system sizes. The crossing point indicates the transition point where  $\langle s_0 \rangle$  logarithmically diverges.

and  $\bar{p} = \bar{p}_{c2} \approx 0.696$ . Remarkably there exists a duality relations

$$p_{c1} + \bar{p}_{c2} = 1 \quad \text{and} \quad p_{c2} + \bar{p}_{c1} = 1. \quad (4)$$

Such a duality relation for  $p < p_{c1}$  and  $p > p_{c2}$  is well known fact for planar graphs. For  $p_{c1} < p < p_{c2}$ , infinite clusters on the EBT and the dual lattice coexists owing to the non-massive ( $\psi < 1$ ) structure of them.

We estimate the critical exponents of the first transition at  $p = p_{c1}$ . Let us suppose a finite size scaling law

$$\langle s_0 \rangle \propto L^{\gamma \bar{\nu}/\nu} \tilde{s}_0 \left( (p_{c1} - p) L^{\bar{\nu}/\nu} \right), \quad (5)$$

for  $p < p_{c1}$  (consult Ref. [12] about the exponent  $\bar{\nu}$ ). Scaling function  $\tilde{s}_0(\cdot)$  should have asymptotic forms,

$$\tilde{s}_0(x) \propto \begin{cases} \text{const.} & \text{for } x \ll 1 \\ x^{-\gamma} & \text{for } x \gg 1. \end{cases} \quad (6)$$

Figure 4 shows a nice collapsing of data by using  $\gamma = 1.0$  and  $\bar{\nu}/\nu = 1.0$ . This result confirms that the first transition at  $p_{c1}$  belongs to the mean field universality class ( $\gamma = 1$  and  $\bar{\nu} = \nu = 1/2$ ) as predicted in Ref. [10]. On the other hand the transition at  $p_{c2}$  does not look like critical. On this transition  $\langle s_0 \rangle/N$  is regarded as an order parameter since it is finite only for  $p > p_{c2}$  and zero for  $p < p_{c2}$ . We found that  $\langle s_0 \rangle/N = 0.52 + 0.21N^{-0.19}$  at  $p_{c2} = 0.564$  to mean that  $\langle s_0 \rangle/N$  discontinuously rises up at  $p = p_{c2}$  like a first order transition. We discuss about what happens here in the end of this letter.

Finally we investigate the distribution function  $n_s$ , which is the number of clusters with size  $s$  per vertex, to show that the system is always critical in the intermediate phase as already implied from the  $N$ -dependence of  $\langle s_0 \rangle$ . We find that a finite size scaling law

$$n_s(N) = N^{-\psi\tau} \tilde{n}(sN^{-\psi}), \quad (7)$$

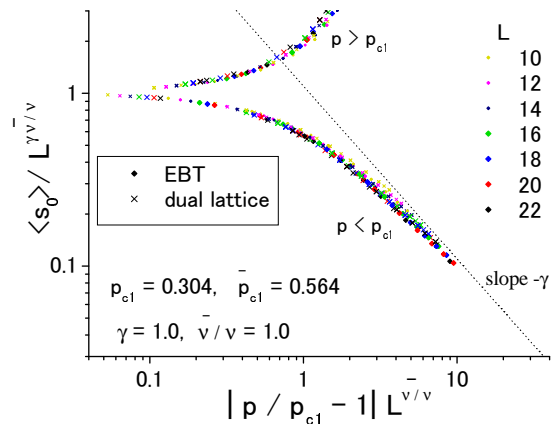


FIG. 4: Finite size scaling plot of  $\langle s_0 \rangle$  as a function of  $p - p_{c1}$ . The two groups, the EBT and the dual lattice, are plotted in arbitrary unit to collapse.

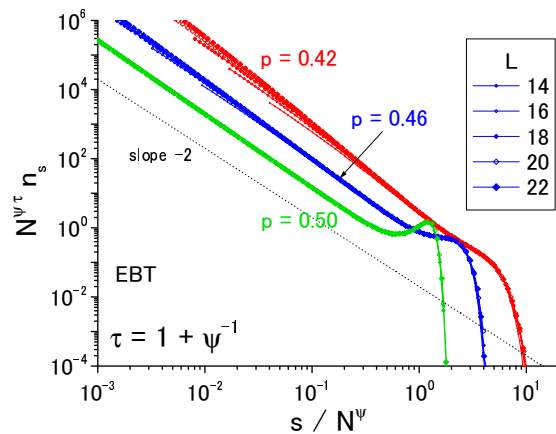


FIG. 5: Finite size scaling plot of  $n_s$  as a function of  $s$  for several  $p$ 's in the intermediate phase. We use the values of  $\psi$  shown in Fig. 2. Here we eliminate the data for ( $s < 16$ ) since the data with too small  $s$  does not obey to the scaling law.

exits at fixed  $p$  between  $p_{c1}$  and  $p_{c2}$ . Here scaling function  $\tilde{n}(x)$  is a power function  $x^{-\tau}$  for  $x \ll 1$  and a rapidly decreasing function for  $x \gg 1$ . In the scaling plot Fig. 5, we assume the scaling relation  $\tau = 1 + \psi^{-1}$  at each  $p$  (note that this relation corresponds to the usual scaling relation of the percolation on the Euclidean lattices). Equation (7) indicates that the characteristic size of clusters diverges with  $N \rightarrow \infty$  and a power-law distribution,  $n_s(s) \propto s^{-\tau}$ , holds up to infinite  $s$ . When such a power-law exists, it can be said that the number of infinite clusters is infinite because one can always find  $\psi'$  satisfying  $0 < \psi' < \psi$  for any positive  $\psi$  with which the number

$$N(s > N^{\psi'}) \equiv \int_{N^{\psi'}}^{\infty} ds N n_s(N) \sim N^{(1-\psi'/\psi)}, \quad (8)$$

diverges in the limit  $N \rightarrow \infty$ .

In conclusion, we studied the bond percolation problem

on the enhanced binary tree by Monte Carlo simulations for the first time. We observed the intermediate phase in addition to the nonpercolating and percolating phases where average cluster size is finite and in the same order of the whole system size  $N$ , respectively. All the points in the intermediate phase is critical and the fractal exponent  $\psi$ , where  $\langle s_0 \rangle \propto N^\psi$ , increases continuously from zero to unity with increasing  $p$ .

One can understand why such a transient phase appears as follows (we use an analogue with the picture of directed percolations [13]). The cluster starting from the root vertex propagates to the direction of generation  $L$ , which takes a role similar to *time*. This cluster dies out in finite generations to leave a finite generation for  $p < p_{c1}$ . At  $p = p_{c1}$ , the cluster marginally survives, i.e., it does not die even in the limit  $L \rightarrow \infty$  but the shape of the cluster is like a string and the volume is proportional to  $L \sim \ln N$  (see Fig. 6(a)). Above  $p_{c1}$  the cluster not only survives for infinite generations but also divergently grows with  $L$  as  $2^{\psi(p)L} = N^{\psi(p)}$  (see Fig. 6(b)). Here  $1/\psi(p)$  means the mean generation interval which is taken while the cluster component of the certain generation grows twice. Since the number of vertices increases as  $2^L$ , the ratio of the root cluster to the whole system goes to zero as  $L \rightarrow \infty$  as far as  $\psi < 1$ . This holds up to  $p_{c2}$ , where  $\psi$  becomes unity (see Fig. 6(c)).

From above argument the correlation function, e.g., probability that the vertex on the  $L$ -th generation belongs to  $\langle s_0 \rangle$ , is written as  $C(p, L) \approx A(p)2^{-(1-\psi(p))L}$  in the intermediate phase. Approaching  $p_{c2}$ ,  $C(p, L)$  continuously shifts to non-decaying constant  $A(p_{c2})$ . This constant is an order parameter since  $\lim_{L \rightarrow \infty} C(p, L)$  is identified with  $\langle s_0 \rangle / N$ . This is in marked contrast with the usual continuous transition, where the correlation function in the vicinity of the critical point consists of two components: one is a power-law decaying part reflecting critical fluctuation and another is a constant part representing long-ranged order parameter. We can point out the similarity between the present two-stage transition of (enhanced) trees and the Kosterlitz-Thouless transition in two dimensional XY model [14]: In the low temperature phase, the system has quasi-long-range order, i.e., the system *always* critical, and the correlation function at temperature  $T$  decays with distance  $r$  as an algebraic function  $B(T)r^{-\eta(T)}$ . The exponent  $\eta(T)$  decreases with temperature to be zero at  $T = 0$ , where  $B(T = 0) = 1$  is a squared magnetization, which discontinuously raises up at  $T = 0$ . Although the order parameter is discontinuous at  $p_{c2}$ , the picture is quite different from usual first order transition.

We expect that this mechanism explained above can be applied to the other systems of NAGs with one end. There is, however, an interesting open problem, for both analytic and numerical studies, whether non-transitivity

or inhomogeneity changes the scenario or not, which seriously corresponds to the complex networks.

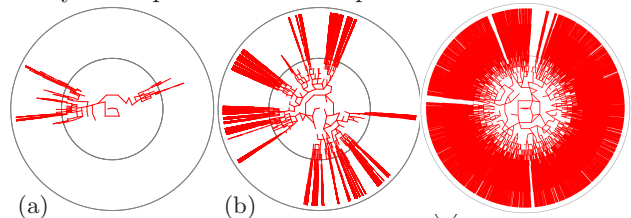


FIG. 6: Typical geometry of giant clusters in the system with  $L = 20$  for  $p=0.304$ (a),  $0.400$ (b),  $0.564$ (c).

The present work is supported by 21st Century COE program “Topological Science and Technology”. We wish to thank H.Shima and Y.Sakaniwa for their stimulating works, and K.Nemoto and K.Yakubo for helpful comments and discussions.

\* Electronic address: nogawa@serow.t.u-tokyo.ac.jp

† Electronic address: hase@statphys.sci.hokudai.ac.jp

- [1] R. Lyons, J. Math. Phys. **41**, 1099 (2000); R. H. Schonmann, Commun. Math. Phys. **219**, 271 (2001).
- [2] H. Shima and Y. Sakaniwa, J. Phys. A **39**, 4921 (2006); J. Stat. Mech. P08017 (2006).
- [3] K. Ueda, R. Krccmar, A. Gendiar, and T. Nishino, J. Phys. Soc. Jpn. **76**, 084004 (2007); R. Krccmar, A. Gendiar, K. Ueda, and T. Nishino, J.Phys. A, Math. Theor. **41**, 125001 (2008).
- [4] C. C. Wu, J. Stat. Phys. **85**, 251 (1996); J. Stat. Phys. **100**, 893 (2000).
- [5] I. Benjamini and O. Schramm, Elect. Comm. in Probab. **1**, 71 (1996).
- [6] I. Benjamini and O. Schramm, J. Amer. Math. Soc. **14**, 487 (2001).
- [7] R. Albert and A.-L. Barabási, Rev. Mod. Phys. **74**, 47 (2002); M. E. J. Newman, SIAM Review **45**, 167 (2003).
- [8] S. N. Dorogovtsev, A. V. Goltsev, J. F. F. Mendes, cond-mat/0705.0010v6.
- [9] R. M. Burton and M. Keane, Commun. Math. Phys. **121**, 501 (1989).
- [10] R. H. Schonmann, Commun. Math. Phys. **225**, 453 (2002).
- [11] M. Matsumoto and T. Nishimura, ACM Trans. Model. Comput. Simul. **8**, 3 (1998).
- [12] S. Havlin and R. Nossal, J. Phys. A **17**, 427 (1984). We use generation  $L$  as a characteristic length instead of *chemical distance* in these papers. The number of entrenched horizontal paths is so small compared with vertical ones that we regard this change to be irrelevant.
- [13] H. Hinrichsen, Adv. in Phys. **49**, 815 (2000).
- [14] J. M. Kosterlitz and D. J. Thouless, J. Phys. C **6**, 1181 (1973).