

Bi-directional half-duplex protocols with multiple relays

Sang Joon Kim, Natasha Devroye, and Vahid Tarokh

Abstract

In a bi-directional relay channel, two nodes wish to exchange independent messages over a shared wireless half-duplex channel with the help of relays. Recent work has considered information theoretic limits of the bi-directional relay channel with a single relay. In this work we consider bi-directional relaying with multiple relays. We derive achievable rate regions and outer bounds for half-duplex protocols with multiple decode and forward relays and compare these to the same protocols with amplify and forward relays in an additive white Gaussian noise channel. We consider three novel classes of half-duplex protocols: the $(m, 2)$ 2 phase protocol with m relays, the $(m, 3)$ 3 phase protocol with m relays, and general (m, t) Multiple Hops and Multiple Relays (MHMR) protocols, where m is the total number of relays and $3 < t \leq m + 2$ is the number of temporal phases in the protocol. The $(m, 2)$ and $(m, 3)$ protocols extend previous bi-directional relaying protocols for a single $m = 1$ relay, while the new (m, t) protocol efficiently combines multi-hop routing with message-level network coding. Finally, we provide a comprehensive treatment of the MHMR protocols with decode and forward relaying and amplify and forward relaying in the Gaussian noise, obtaining their respective achievable rate regions, outer bounds and relative performance under different SNRs and relay geometries, including an analytical comparison on the protocols at low and high SNR.

Index Terms

bi-directional communication, achievable rate regions, decode and forward, amplify and forward, multiple relays

Sang Joon Kim and Natasha Devroye were, and Vahid Tarokh is with the School of Engineering and Applied Sciences, Harvard University, Cambridge, MA 02138. Natasha Devroye is currently with the University of Illinois at Chicago, Chicago, IL 60607. Emails: adella0919@gmail.com, devroye@ece.uic.edu, vahid@seas.harvard.edu. This research is supported in part by NSF grant number ACI-0330244 and ARO MURI grant number W911NF-07-1-0376. This work was supported in part by the Army Research Office, under the MURI award No. N00014-01-1-0859. The views expressed in this paper are those of the authors alone and not of the sponsor.

I. INTRODUCTION

In bi-directional channels, two *terminal nodes* (a and b) wish to exchange independent messages. The “two-way channel” was first considered in [37], where full-duplex operation in which nodes may transmit and receive simultaneously was assumed. While the capacity region is known for “restricted” and additive white Gaussian noise two-way channels, it remains unknown in general. In wireless channels or mesh networks, two-way or bi-directional communication may take place with the help of m other nodes r_i , $i \in \{1, 2, \dots, m\}$ termed relays. Since full-duplex operation is, with current technology, of limited practical significance, in this work we assume that the nodes are *half-duplex*, i.e. at each point in time, a node can either transmit or receive symbols, but not both. Consequently, nodes communicate according to pre-defined “protocols” which indicate which node transmits when.

Our main goal is to determine the limits of bi-directional communication with multiple relays. To do so, we propose and determine the achievable rate regions, as well as outer bounds obtained using several protocols. The protocols we propose for the multiple-relay bi-directional channel may be described in terms of two parameters: the number of relays, m , and the number of temporal phases t , called *hops*. Throughout this work, *phases* and *hops* are used interchangeably. We also define an *intermediate hop* as a hop in which only relays transmit (and not the terminal nodes). Note that our protocols are all composed of a number of temporal phases/hops due to the half-duplex nature of the channel.

Protocols. We denote our proposed protocols as (m, t) MHMR (Multiple Hops and Multiple Relays) protocols, for general positive integers $m \geq 2$ and $t \geq 2$. For the special case of two hops ($t = 2$), the terminal nodes may simultaneously transmit in phase 1 as in the MABC (Multiple Access Broadcast Channel) protocol of [15], while the relays transmit the decoded messages to the terminal nodes in phase 2. For the special case of three hops ($t = 3$) the terminal nodes may sequentially transmit in the first two phases as in the TDBC (Time Division Broadcast Channel) protocol of [15], after which the relays transmit in phase 3. However, the (m, t) MHMR (Multiple Hops and Multiple Relays) protocol for $t > 3$ is not an immediate extension/generalization of the $(m, 2)$ and $(m, 3)$ protocols.

Relaying scheme. While a protocol in this work defines the temporal aspect (phases) of bi-directional communication, it does not specify the type of relaying a node may perform, or *relaying scheme*. That is, for each of the MHMR protocols, the relays may process and forward the received signals differently. Standard forwarding techniques include decode-and-forward, amplify-and-forward, compress-and-forward, and de-noise and forward. We consider only the first two relaying schemes. In the *Decode and Forward* (DF) scheme, the relays decode messages from the other nodes before re-encoding them for

transmission. The DF scheme requires the full codebooks of all nodes and a large amount of computation at the relays $\{r_i\}$. In the *Amplify and Forward* (AF) scheme, the relays $\{r_i\}$ construct their symbol by symbol replications of the received symbols. The AF scheme requires very little computation, and carries the noise incurred in the first stage(s) forward during the latter relaying stage(s). The relative benefits and merits of the temporal protocols and relaying schemes are summarized in Tables I and II where we compare the amount of knowledge/computation at the relays as well as the amount of interference and side information present. By side information we mean information obtained from the wireless channel in a particular phase which may be combined with information obtained in different stages to potentially improve decoding or increase transmission rates.

A. Prior related work

The work extends upon the large body of work on the *bi-directional relay* or *two-way relay channel*, which has been considered from a variety of perspectives for a channel with a *single* relay. While we cannot enumerate all work in the area, it may be differentiated roughly based on combinations of assumptions that are made on the type of relaying (CF, DF, AF, de-noise, mixed, lattice codes), on the duplex abilities of nodes (half-duplex or full-duplex), and on the presence/absence of direct links between terminal nodes. We highlight examples of work in this area before describing extensions to multiple relay nodes.

1. **Relaying type:** Amplify-and-forward (AF) is the simplest of relaying types, in which relays simply re-scale and re-transmit the received signal. Its benefits lie in its simplicity and lack of relay-node processing, and as such AF-relaying schemes are used as references against which to compare the performance of more complex relaying schemes [11], [15], [32]–[34], [36]. In Decode and forward (DF) relaying the relay decodes all messages before re-transmitting them. Examples of work which assume bi-directional DF relaying include [6], [15]–[17], [21], [22], [26], [28], [29], [35], [39], [45]. To include network coding at the message level (rather than at the signal level in analog network coding [12]) decode and forward relays must be assumed. DF relaying allows for network coding at the message level for the broadcast phase and prevents the re-transmission and possible amplification of noise. These come at the cost of *requiring* the relays to decode the messages, possibly reducing the permissible transmission rates. Compress and forward (CF), as first introduced in the context of the classical relay channel [5], and considered in the bi-directional relaying context in [6], [8], [16], [35] and the conceptually related de-noise and forward [34], [33], [32], requires the relay to re-transmit a quantized or compressed version of the received signal. This scheme has the advantage that the rate need not be lowered so as to allow

the relay to fully decode it, but may still mitigate some of the noise amplification effects seen in AF relaying by judicious choice of the quantizer or compressor. An elegant and powerful recent extension of compress-and-forward type schemes is the “noisy-network coding” relaying scheme of [23] which involves message repetition coding, relay signal compression, and simultaneous decoding. The general results obtained in [23] include examples of achievable rate regions in special cases including the two-way relay channel. Finally, in the authors’ previous work [15], [16] the *mixed* forwarding scheme is also proposed, in which the streams of information traveling in the two directions are treated differently, i.e. one direction may use DF while the other uses CF. Expanding on the intuition gained from the classical relay channel [20], and as further shown in the bi-directional relaying context [15], when a relay is close (or alternatively sees a weak channel to the source relative to the destination) to the destination it is preferable to perform CF, while if it is closer (or sees a better channel to the source relative to the destination) to the source DF is a better choice. Thus, mixed schemes in general may be beneficial.

2. **Duplexing:** Both full-duplex and half-duplex relaying types have been considered in deriving achievable rate regions for bi-directional relaying. In [6], [15], [16], [18], [21], [22], [26], [32]–[34], [36], [40], [44], [47] half-duplex nodes are assumed. This forces communication to take place over a number of phases, using different temporal *protocols* which specify which nodes transmit when (many may transmit simultaneously creating interference). Two of the most commonly considered protocols are depicted in 1: the 2 phase Multiple-access broadcast channel (MABC) protocol, and the 3 phase time-division broadcast channel (TDBC) protocol. In [15], [18] it is shown that neither TDBC or MABC dominate each other for all channel gains and SNRs. In [13], [16] it is furthermore shown that there is significant interplay between relaying types and protocols: a comprehensive treatment of CF, DF, AF and mixed forwarding schemes are analyzed under both the MABC and TDBC protocols in [13], [16]. In [26], [28], [29], [39], [45] the authors have thoroughly analyzed the broadcast phase from a number of angles and assumptions (thus assuming half-duplex, decode and forward relaying) of the bi-directional relay channel. The full-duplex scenarios have been considered somewhat less: in [35] the authors derived achievable rate regions for the *restricted* two-way relay channel using DF, CF and AF schemes, in which the terminals may not cooperate in transmitting their messages. In [1], [43] full-duplex nodes are considered in order to analyze the Gaussian noise two-way relay channel from a finite bit perspective.

3. **Direct link between the nodes:** When all communication must pass through the relays, i.e. there are no direct links, the only side-information available at the receiving nodes is that it has a priori: its own message (nothing overheard from previous phases). Such networks tend to be easier to deal with as the possibility of direct communication between terminal nodes is excluded and thus the tension between

how much should be sent through the relay versus how much should be sent directly is eliminated. While much work has been performed on the bi-directional relay channel in which there is no direct link, there are some notable exceptions including the achievable rate regions in [1], [16], [35], [38], [46]. We note that while finite-gap results are available for the Gaussian relay channel without direct links [1], [38], [43], similar results hold only for a subset of the channels with direct links [1], [38] (under certain symmetric channel conditions), and capacity remains unknown in general.

Extensions to multiple relays. The bi-directional relay channel has been extended to include multiple relays [14], [17], [27], [31], [41], [42] and multiple terminal nodes (or multiple bi-directional data streams) [2], [4], [7], [9], [19]. We focus on prior work in which multiple relays are used to convey a bi-directional information flow. In [31] the authors propose an achievable rate region for the two-way full-duplex two-relay channel using a DF block Markov coding scheme. This paper differs from [31] in that we consider half-duplex nodes rather than full-duplex nodes and consider an arbitrary number of relays (rather than two). In [41] an iterative algorithm is proposed to achieve the optimal achievable rate region for a MIMO two-way relay channel with multiple relays where each relay employs an amplify and forward (AF) strategy under both global and local channel state information requirements at all nodes. The authors furthermore show that compress and forward strategy is optimal for achieving the diversity-multiplexing tradeoff for the full-duplex case, in general, and for the half-duplex case in some cases. This again differs from our work in that we assume DF relaying and seek achievable rate regions rather than diversity-multiplexing tradeoffs. In [42] distributed space-time-coding and end-to-end antenna selection schemes are compared – mainly in terms of diversity gains – for one-way and two-way multi-hop relay channels with both full and half-duplex relay nodes. This work differs in that we do not address the relay selection scheme but rather allow all relays to potentially be used, and they may cooperate in a DF fashion, which will include the rate region achieved using a distributed space-time code. Furthermore, we focus only on achievable rate regions and not on diversity gains. Finally, in [27] optimal relay selection for unidirectional relay channels [3], [24], [25] are extended to bi-directional relay networks, where rate regions which select one relay, or time-share between different two-way relays, are derived. This differs from the work here in that we do not select a single relay for transmission, but rather consider all relays as possible transmitters.

B. Contributions and structure

The main contributions of this work are:

- 1) the extension of previously defined single relay MABC and TDBC protocols to multiple DF relays,

TABLE I
COMPARISON BETWEEN TEMPORAL PROTOCOLS

Protocol	Side information	Interference	Cooperation
$(m, 2)$ MABC	not present	present	possible
$(m, 3)$ TDBC	present	not present	possible
(m, t) MHMR ($2 < t < m + 2$)	accumulated	not present	possible
$(m, m + 2)$ MHMR	fully accumulated	not present	impossible

- 2) the introduction of a novel class of general (m, t) MHMR bi-directional DF relaying protocols,
- 3) the derivation of all associated achievable rate regions and outer bounds,
- 4) an analytical comparison of the protocols at asymptotically high and low SNR, using the multiplicative gap as our metric, and
- 5) a comprehensive comparison of these schemes with their AF analogs in Gaussian noise.

Some of the main conclusions drawn are that, in bi-directional multiple-relay channels, it may be beneficial to have information flowing in both directions along a series of hops, where the information is carefully combined in a network-coding-like fashion. When the number of hops is large or when the SNR is low, DF outperforms AF as noise is not carried forward. Furthermore, at high SNR, we analytically show that the $(m, m + 2)$ DF MHMR bi-directional protocol scales (in SNR) like the cut-set outer bound, in contrast to the $(m, 2)$ and $(m, 3)$ protocols. At low SNR, the $(m, m + 2)$ DF MHMR similarly outperforms other schemes as its performance does not degrade with the number of relays. Simulations show that the careful choice of the number of hops and which relays participate in each hop can lead to significant gains in terms of the achievable rates.

Structure. This paper is structured as follows: in Section II, we introduce our notation and review previously determined achievable rate regions. In Section III, we introduce novel (m, t) MHMR protocols. In Section IV we derive achievable rate regions for the (m, t) MHMR protocols with DF relaying. In Section V we derive outer bounds for the MHMR protocols. In Section VI we obtain explicit expressions for achievable rate regions and outer bounds and their corresponding AF analogs in Gaussian noise. In Section VII, we analyze the asymptotic performance in the very low and high SNR regimes. In Section VIII, we numerically compute these bounds in the Gaussian noise channel and compare the results for different powers and channel conditions.

TABLE II
COMPARISON BETWEEN TWO RELAYING SCHEMES

Relaying	Complexity	Noise at relay	Relay needs
AF	low	carried	nothing
DF	high	eliminated	full codebooks

II. PRELIMINARIES

A. Definitions

Nodes a and b are the two terminal nodes which wish to exchange their message with the help of the relays in the set $\mathcal{R} := \{r_1, r_2, \dots, r_m\}$. For convenience of analysis we define $r_0 := a$, $r_{m+1} := b$ and use these notations interchangeably in the following sections. The two messages to be transmitted from node a to node b and b to a are independent and denoted by $W_a := W_{a,b}$ and $W_b := W_{b,a}$, of rates $R_a := R_{a,b}$ and $R_b := R_{b,a}$ respectively. That is, $R_{i,j}$ is used to denote the transmitted data rate from node i to node j , and the message between node i and node j , $W_{i,j}$, and is uniformly distributed in the set $\mathcal{S}_{i,j} := \{0, \dots, [2^{nR_{i,j}}] - 1\}$. Also define $\mathcal{R}^* := \mathcal{R} \cup \{a, b\} = \{r_0, r_1, \dots, r_{m+1}\}$ (for $i = a, j = b$ or $i = b, j = a$). The non-negative variable Δ_ℓ is defined as the relative time duration of the ℓ^{th} phase, where $\sum_\ell \Delta_\ell = 1$. For a given number of total channel uses n , $\Delta_{\ell,n}$ is the duration of the ℓ^{th} phase, or equivalently $\Delta_{\ell,n} = \frac{n_\ell}{n}$, where n_ℓ is the number of channel uses in phase ℓ . Then $\Delta_{\ell,n} \rightarrow \Delta_\ell$ with proper choice of n_ℓ as $n \rightarrow \infty$.

For a given block length n , we define the transmission random variable at time $1 \leq k \leq n$ at node i by X_i^k . Similarly, the received random variable at node i at time k is defined as Y_i^k . The distributions of X_i^k and Y_i^k depend on the time instance k . For all k in phase ℓ , the distribution of X_i^k are identical and equal to the distribution of the random variable $X_i^{(\ell)}$ with discrete alphabet \mathcal{X}_i^* and input distribution $p^{(\ell)}(x_i)$ (and similarly for Y_i^k and $Y_i^{(\ell)}$). Each node i has channel input alphabet $\mathcal{X}_i^* = \mathcal{X}_i \cup \{\emptyset\}$ and channel output alphabet $\mathcal{Y}_i^* = \mathcal{Y}_i \cup \{\emptyset\}$. Because of the half-duplex constraint, not all nodes transmit/receive during all phases and we use the dummy symbol \emptyset to denote that there is no input or no output at a particular node during a particular phase. We distinguish the symbol \emptyset from the symbol \emptyset used to denote the empty set, i.e. $\emptyset = \{\}$. The half-duplex constraint forces either $X_i^{(\ell)} = \emptyset$ or $Y_i^{(\ell)} = \emptyset$ in phase ℓ , for all ℓ phases.

We then denote $X_S^k := \{X_i^k | i \in S\}$ as the set of transmissions by all nodes in the set S at time k , and $X_S^{(\ell)} := \{X_i^{(\ell)} | i \in S\}$, a set of random variables with channel input distribution $p^{(\ell)}(x_S)$ for phase

ℓ , where $x_S := \{x_i | i \in S\}$. Lower case letters x_i denotes instances of the upper case X_i which lie in the calligraphic alphabets \mathcal{X}_i^* . Boldface \mathbf{x}_i is a vector indexed by time at node i . For convenience, we drop the notation \emptyset from entropy and the mutual information terms when a node is not transmitting or receiving. For example, $I(X_a^{(1)}; Y_r^{(1)}) = I(X_a^{(1)}; Y_r^{(1)} | X_b^{(1)} = X_r^{(1)} = \emptyset)$ when b and r are in receiving mode during phase 1. Finally, we denote $\mathbf{x}_S := \{\mathbf{x}_i | i \in S\}$ as a set of vectors indexed by time. Q denotes a discrete time-sharing random variable with distribution $p(q)$.

The channel is assumed to be discrete and *memoryless*. For convenience, we drop the notation \emptyset from entropy and mutual information terms when a node is not transmitting or receiving. Communication takes place over n of channel uses and rates are achieved in the classical asymptotic sense as $n \rightarrow \infty$.

We define $W_{S,T} = \{W_{i,j} | i \in S, j \in T, S, T \subseteq \mathcal{R}^*\}$. For a block length n , encoders and decoders are functions $\mathcal{E} : (W_{\{i\}, \mathcal{R}^*}, Y_i^1, \dots, Y_i^{k-1}) \rightarrow X_i^k$ producing an encoded message, and $\mathcal{D} : (Y_i^1, \dots, Y_i^n, W_{\{i\}, \mathcal{R}^*}) \rightarrow \tilde{W}_{j,i}$ producing a decoded message or error, for sending a message from node j to node i at time $k = 1, 2, \dots, n$. We define the error events $E_{i,j} := \{W_{i,j} \neq \tilde{W}_{i,j}(\cdot)\}$ for decoding the message $W_{i,j}$ at node j at the end of the block of length n , and $E_{i,j}^{(\ell)}$ as the error event at node j in which node j attempts to decode w_i at the end of phase ℓ using a joint typicality decoder. Then we define error events $E_{S,T} := \cup_{i \in S, j \in T} E_{i,j}$ and $E_{S,T}^{(\ell)} := \cup_{i \in S, j \in T} E_{i,j}^{(\ell)}$. For example, in the (1, 2) MABC protocol (single relay two phase protocol), $E_{a,b} = E_{a,r}^{(1)} \cup E_{r,b}^{(2)}$, where $E_{a,b}$ is the error event when a sends messages to b, $E_{a,r}^{(1)}$ is the error event when a sends messages to r during phase 1, and $E_{r,b}^{(2)}$ is the error event when r sends messages to b during phase 2.

Let $A^{(\ell)}(UV)$ represent the set of ϵ -typical $(\mathbf{u}^{(\ell)}, \mathbf{v}^{(\ell)})$ sequences of length $n \cdot \Delta_{\ell,n}$ according to the distributions U and V in phase ℓ . The events $D^{(\ell)}(\mathbf{u}, \mathbf{v}) := \{(\mathbf{u}^{(\ell)}, \mathbf{v}^{(\ell)}) \in A^{(\ell)}(UV)\}$.

A set of rates $R_{i,j}$ is said to be achievable for a protocol with phase durations $\{\Delta_\ell\}$ if there exist encoders/decoders of block length $n = 1, 2, \dots$ with both $P[E_{i,j}] \rightarrow 0$ and $\Delta_{\ell,n} \rightarrow \Delta_\ell$ as $n \rightarrow \infty$ for all ℓ . An achievable rate region (resp. capacity region) is the closure of a set of (resp. all) achievable rate tuples for fixed $\{\Delta_\ell\}$.

For the $(m, 2)$, $(m, 3)$ DF MHMR protocols we define \mathcal{A} (resp. \mathcal{B}) as the set of relays which are able to decode w_a (resp. w_b). We define $I_S^{\min}(X_i^{(\ell)}; Y_s^{(\ell)}) := \min_{s \in S} I(X_i^{(\ell)}; Y_s^{(\ell)})$. For example, $I_{\mathcal{A}}^{\min}(X_a^{(1)}; Y_r^{(1)}) = \min_{r \in \mathcal{A}} I(X_a^{(1)}; Y_r^{(1)})$, i.e. the minimum mutual information between node a and a relay in the set of relays which can decode w_a . We also define $I_\emptyset^{\min}(X; Y) = 0$. \oplus denotes an addition in a given additive group \mathbb{Z}_L , where L is an arbitrary positive integer and \otimes denotes the Cartesian product, i.e., $\otimes_{i=1}^3 \mathcal{X}_i = \mathcal{X}_1 \times \mathcal{X}_2 \times \mathcal{X}_3$.

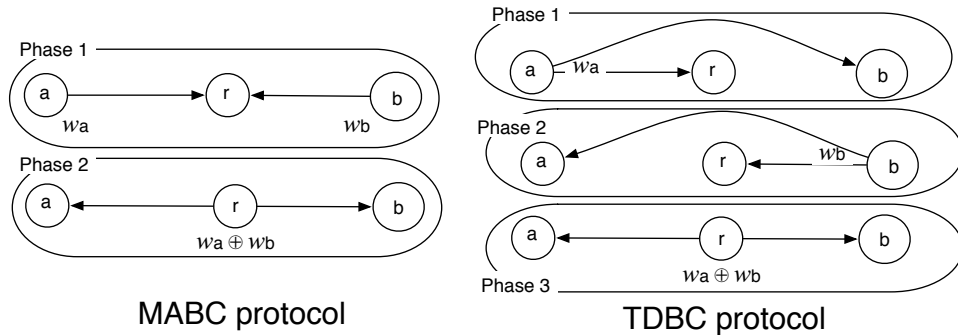


Fig. 1. The two phase MABC and three phase TDBC protocols of [15].

B. Previous single relay results

We next outline the relevant previously derived [15] achievable rate regions of bi-directional decode and forward protocols with a single relay, r , and terminal nodes a and b , as shown in Fig. 1. These regions will be used in the discussions in Sections III and IV. The three phase protocol is called the *Time Division Broadcast* (TDBC) protocol, while the two phase protocol is called the *Multiple Access Broadcast* (MABC) protocol. One of the main conceptual differences between these two protocols is the possibility of *side-information* in the TDBC protocol but not in the MABC protocol. The two previously considered protocols may be described as:

- 1) TDBC protocol: this consists of the three phases $a \rightarrow r$, $b \rightarrow r$ and $a \leftarrow r \rightarrow b$. In this protocol, only a single node is transmitting at any given point in time. Therefore, by the broadcast nature of the wireless channel, the non-transmitting nodes may listen in and obtain “side information” about the other nodes’ transmissions. This may be used to improve the rates of transmission.
- 2) MABC protocol: this protocol combines the first two phases of the TDBC protocol and consists of the two phases $a \rightarrow r \leftarrow b$ and $a \leftarrow r \rightarrow b$. Due to the half-duplex assumption, during phase 1 both source nodes are transmitting and thus cannot obtain any “side information” regarding the other nodes’ transmission. It may nonetheless be spectrally efficient since it consists of fewer phases than the TDBC protocol and may take advantage of the multiple-access channel in phase 1.

We now state the results of [15] for completeness.

Theorem 1: An achievable rate region of the half-duplex bi-directional relay channel with the decode and forward MABC protocol is the closure of the set of all points (R_a, R_b) satisfying

$$R_a < \min \left\{ \Delta_1 I(X_a^{(1)}; Y_r^{(1)} | X_b^{(1)}, Q), \Delta_2 I(X_r^{(2)}; Y_b^{(2)}) \right\} \quad (1)$$

$$R_b < \min \left\{ \Delta_1 I(X_b^{(1)}; Y_r^{(1)} | X_a^{(1)}, Q), \Delta_2 I(X_r^{(2)}; Y_a^{(2)}) \right\} \quad (2)$$

$$R_a + R_b < \Delta_1 I(X_a^{(1)}, X_b^{(1)}; Y_r^{(1)} | Q) \quad (3)$$

over all joint distributions, $p^{(1)}(q)p^{(1)}(x_a|q)p^{(1)}(x_b|q)p^{(1)}(y_r|x_a, x_b)p^{(2)}(x_r)p^{(2)}(y_a, y_b|x_r)$ with $|\mathcal{Q}| \leq 3$ over the restricted alphabet $\mathcal{X}_a \times \mathcal{X}_b \times \mathcal{X}_r \times \mathcal{Y}_a \times \mathcal{Y}_b \times \mathcal{Y}_r$. \square

Theorem 2: An achievable rate region of the half-duplex bi-directional relay channel with the decode and forward TDBC protocol is the closure of the set of all points (R_a, R_b) satisfying

$$R_a < \min \left\{ \Delta_1 I(X_a^{(1)}; Y_r^{(1)}), \Delta_1 I(X_a^{(1)}; Y_b^{(1)}) + \Delta_3 I(X_r^{(3)}; Y_b^{(3)}) \right\} \quad (4)$$

$$R_b < \min \left\{ \Delta_2 I(X_b^{(2)}; Y_r^{(2)}), \Delta_2 I(X_b^{(2)}; Y_a^{(2)}) + \Delta_3 I(X_r^{(3)}; Y_a^{(3)}) \right\} \quad (5)$$

over all joint distributions, $p^{(1)}(x_a)p^{(1)}(y_b, y_r|x_a)p^{(2)}(x_b)p^{(2)}(y_a, y_r|x_b)p^{(3)}(x_r)p^{(3)}(y_a, y_b|x_r)$ over the restricted alphabet $\mathcal{X}_a \times \mathcal{X}_b \times \mathcal{X}_r \times \mathcal{Y}_a^2 \times \mathcal{Y}_b^2 \times \mathcal{Y}_r^2$. \square

III. PROTOCOLS

We next describe a class of bi-directional multiple-relay protocols which we term (m, t) *DF MHMR* (Decode and Forward, Multiple Hop Multiple Relay) protocols, where m is the number of relays and t is the number of hops. A protocol is a series of temporal phases through which bi-directional communication between nodes a and b is enabled. A single protocol may employ different types of relaying schemes, which specify how relays process and forward the received signals. In Section VI and VIII we consider Amplify and Forward relaying in the Gaussian channel and use the term (m, t) *AF MHMR* protocol to denote the protocols described next with Amplify and Forward rather than Decode and Forward relaying.

When the number of hops is 2, i.e. $t = 2$ we re-name the $(m, 2)$ MHMR protocol the MABC MHMR protocol. When the number of hops is 3, we re-name the $(m, 3)$ MHMR protocol the TDBC MHMR protocol. These names reflect the similarity of the protocols to the previously defined MABC and TDBC protocols [15]. We also note that the $(m, 3)$ is not a generalization/extension of the $(m, 2)$ protocol, and that the DF MHMR (m, t) DF MHMR protocol for $t > 3$ is *not* an explicit generalization of the $(m, 2)$ and $(m, 3)$ protocols, despite the similar notation.

For $t > 2$, we define the (m, t) *regular* MHMR protocol for $m \bmod (t-2) = 0$ as the MHMR protocol which has the same number of relays in each intermediate hop, equal to $m/(t-2)$. For example, the $(8, 6)$ regular MHMR protocol consists of two relays in each of the four hops.

A. $(m, 2)$ MABC and $(m, 3)$ TDBC DF MHMR protocols

If multiple relays are permitted to transmit in a single temporal phase, or hop, the protocols match those of when only a single relay is present [15]. The added complication lies in which subset of relays will transmit in that phase. We thus extend the MABC and TDBC protocols previously proposed for the single relay bi-directional channel [15] to allow for multiple relays. During the relay transmission phase, each relay lies in one of the four following sets, which partition \mathcal{R} :

- 1) $(\mathcal{A} \cup \mathcal{B})^c$: cannot decode w_a or w_b
- 2) $\mathcal{A} \setminus \mathcal{B}$: decode w_a only
- 3) $\mathcal{B} \setminus \mathcal{A}$: decode w_b only
- 4) $\mathcal{A} \cap \mathcal{B}$: decode both w_a and w_b

Note that the relays in case 1) do not re-transmit any messages as they were not able to decode any, and the single relay protocol is contained in case 4) (where all relays in $\mathcal{A} \cap \mathcal{B}$ may be viewed as a single relay with multiple antennas). With the MHMR protocols, relays in the sets $\mathcal{A} \setminus \mathcal{B}$ and $\mathcal{B} \setminus \mathcal{A}$ can be used for the relay transmission. The detailed protocol is as follows:

- (a) Two terminal nodes transmit their own messages.
 - with the MABC protocol, terminal nodes transmit simultaneously in a single multiple access phase
 - with the TDBC protocol, terminal nodes transmit in two sequential phases
- (b) Relays in $\mathcal{A} \cap \mathcal{B}$ generate $\mathbf{x}_{\mathcal{A} \cap \mathcal{B}}(w_a \oplus w_b)$, relays in $\mathcal{A} \setminus \mathcal{B}$ generate $\mathbf{x}_{\mathcal{A} \setminus \mathcal{B}}(w_a)$ and relays in $\mathcal{B} \setminus \mathcal{A}$ generates $\mathbf{x}_{\mathcal{B} \setminus \mathcal{A}}(w_b)$ which they simultaneously transmit during the relay transmit phase.
- (c) Node a receives \mathbf{y}_a and decodes \tilde{w}_b from the jointly typical sequences $(\mathbf{x}_{\mathcal{A} \cap \mathcal{B}}, \mathbf{x}_{\mathcal{A} \setminus \mathcal{B}}, \mathbf{x}_{\mathcal{B} \setminus \mathcal{A}}, \mathbf{y}_a)$. Since a knows w_a , we can remove $\mathbf{x}_{\mathcal{A} \setminus \mathcal{B}}$ and the total cardinality is bounded by $\lfloor 2^{nR_b} \rfloor$. Node b similarly decodes \tilde{w}_a .

Fig. 2 illustrates the impact of having different subsets $\mathcal{A}, \mathcal{B} \subseteq \mathcal{R}$ in the DF MABC MHMR protocol with two relays. The labeled rate regions correspond to the different sets \mathcal{A} and \mathcal{B} specified in Table III. We see that if $\mathcal{A} \cap \mathcal{B} = \emptyset$ then larger rates R_a and R_b may be possible (as in for example region (4)).

B. (m, t) DF MHMR protocol

In this section, we consider a relay network with m relays and $3 < t \leq m + 2$. For simplicity, we first describe the $(m, m + 2)$ MHMR protocol: our general protocol with the maximal number of phases. From the $(m, m + 2)$ MHMR protocol the (m, t) for $3 < t < m + 2$ protocol and corresponding achievable rate

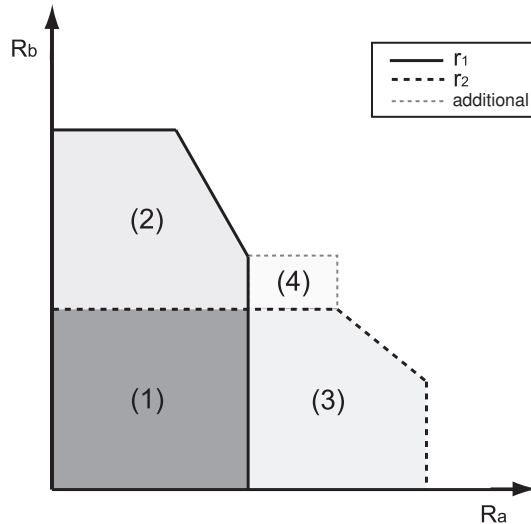


Fig. 2. Achievable regions of r_1 and r_2 for the first phase (the region in which r_1 (resp. r_2) can decode both messages) and the corresponding achievable region (the region in which w_a (resp. w_b) is decoded by either r_1 or r_2) for the MABC protocol with two relays.

TABLE III
 \mathcal{A} AND \mathcal{B} FOR EACH ACHIEVABLE REGION WITH $\mathcal{R} = \{r_1, r_2\}$

Region	\mathcal{A}	\mathcal{B}
(1)	$\{r_1, r_2\}$	$\{r_1, r_2\}$
(2)	$\{r_1, r_2\}$	$\{r_1\}$
(3)	$\{r_2\}$	$\{r_1, r_2\}$
(4)	$\{r_2\}$	$\{r_1\}$

regions readily follow. The multi-hop network may be represented graphically: each node is represented as a vertex and a directed edge (s, t) exists if node t can decode w_a or w_b at the end of the transmission of node s . For example,

$$r_0(= a) \leftrightarrow r_1 \leftrightarrow r_2 \leftrightarrow \dots \leftrightarrow r_m \leftrightarrow r_{m+1}(= b)$$

is one possible graphical representation of our multi-hop network with m relays. A simple naïve protocol for the above example network is : $r_0 \rightarrow r_1 \rightarrow \dots \rightarrow r_m \rightarrow r_{m+1}$ and then $r_{m+1} \rightarrow r_m \rightarrow \dots \rightarrow r_1 \rightarrow r_0$. This is one possible $(m, 2m + 2)$ MHMR protocol, which may be spectrally inefficient as the number of phases is large. Intuitively, spectral efficiency may be improved by combining phases through the use of network coding. In the following, we reduce the number of phases needed from $2m + 2$ to $m + 2$.

In the $(m, m + 2)$ protocol only a single relay transmits during each phase. This is extended to allow for multiple relays transmitting in each phase in Corollary 7 of the next section. The protocol may be described in Table IV:

After initialization, relay r_i has the following messages from node a: $\{w_{a,(0)}, w_{a,(1)}, \dots, w_{a,(m-i)}\}$ ($1 \leq i \leq m$). In other words message $w_{a,(i)}$ has reached r_{m-i} at the end of the initialization. In the main routine, which, when the number of blocks $B \rightarrow \infty$ makes up the majority of this protocol, $w_{b,(i)}$ travels along the path $r_{m+1} \rightarrow r_m \rightarrow \dots \rightarrow r_1 \rightarrow r_0$ in the i^{th} loop. During the same loop, as the single sub-message from node b travels to node a, the stream of messages from node a sitting in the each of the relays are all shifted to the right by one through the use of network coding. Overall then, we require 2 transmissions from the terminal nodes, and m relay transmissions to transfer two individual sub-messages. When node a finishes sending its all sub-messages to r_1 , the termination step starts. The remaining $w_{a,(i)}$ s in the relays and $w_{b,(i)}$ s in node b are processed in this step. The number of transmissions in the main routine depends only on the number of blocks B while the number of transmissions in the initialization and termination steps are a function of the hop size m . In the following theorem we formally prove that by increasing the block size B , our algorithm asymptotically results in $m + 2$ phases.

Theorem 3: The number of phases achieved by the $(m, m + 2)$ algorithm with B blocks approaches $m + 2$ as the number of blocks $B \rightarrow \infty$. \square

Proof: In the $(m, m + 2)$ DF MHMR protocol, the total number of transmissions $N_T(m)$ for B blocks is:

$$N_T(m) = \frac{m(m+1)}{2} + (B-m)(m+2) + m(m+1) \quad (6)$$

$$= B(m+2) + \frac{m(m-1)}{2} \quad (7)$$

Therefore, the number of phases per block is given by

$$N_T(m)/B = (m+2) + \frac{m(m-1)}{2B} \quad (8)$$

As $B \rightarrow \infty$, $m + 2$ phases result. \blacksquare

A graphical illustration for the case when $B = 3$ and $m = 2$ is shown in Fig. 3.

IV. ACHIEVABLE RATE REGIONS

A. $(m, 2)$ DF MABC protocol

We now derive an achievable rate region for the multi-hop bi-directional relay channel with m relays and two phases, an extension of the MABC protocol of [15] to multiple relays. We note that relays

TABLE IV
[ALGORITHM] - $(m, m + 2)$ DF MHMR PROTOCOL

Preparation

a and b divide their respective messages into B sub-messages, one for each *block*. Thus, a has the message set $\{w_{a,(0)}, w_{a,(1)}, \dots, w_{a,(B-1)}\}$. Likewise b has $\{w_{b,(0)}, w_{b,(1)}, \dots, w_{b,(B-1)}\}$.

Initialization

01: For $i = 0$ to $m - 1$
02: For $j = 0$ to i
03: r_{i-j} transmits $\mathbf{x}_{r_{i-j}}(w_{a,(j)})$
04: r_{i-j+1} decodes $w_{a,(j)}$
05: end
06: end

Main routine

01: For $i = 0$ to $B - m - 1$
02: r_{m+1} transmits $\mathbf{x}_{r_{m+1}}(w_{b,(i)})$
03: r_m decodes $w_{b,(i)}$ and generates $\mathbf{x}_{r_m}(w_{a,(i)} \oplus w_{b,(i)})$
04: For $j = 0$ to $m - 1$
05: r_{m-j} transmits $\mathbf{x}_{r_{m-j}}(w_{a,(i+j)} \oplus w_{b,(i)})$
06: r_{m-j-1} decodes $w_{b,(i)}$ and generates $\mathbf{x}_{r_{m-j-1}}(w_{a,(i+j+1)} \oplus w_{b,(i)})$
07: r_{m-j+1} decodes $w_{a,(i+j)}$
08: end
09: r_0 transmits $\mathbf{x}_{r_0}(w_{a,(m+i)})$
10: r_1 decodes $w_{a,(m+i)}$
11: end

Termination

01: For $i = B - m$ to $B - 1$
02: r_{m+1} transmits $\mathbf{x}_{r_{m+1}}(w_{b,(i)})$
03: r_m decodes $w_{b,(i)}$ and generates $\mathbf{x}_{r_m}(w_{a,(i)} \oplus w_{b,(i)})$
04: For $j = 0$ to $m - 1$
05: r_{m-j} transmits $\mathbf{x}_{r_{m-j}}$
06: r_{m-j-1} decodes $w_{b,(i)}$ and generates
$$\begin{cases} \mathbf{x}_{r_{m-j-1}}(w_{a,(i+j+1)} \oplus w_{b,(i)}), & \text{if } i + j \leq B - 2 \\ \mathbf{x}_{r_{m-j-1}}(w_{b,(i)}), & \text{otherwise} \end{cases}$$
07: r_{m-j+1} decodes $w_{a,(i+j)}$ if $i + j \leq B - 1$
08: end
09: end

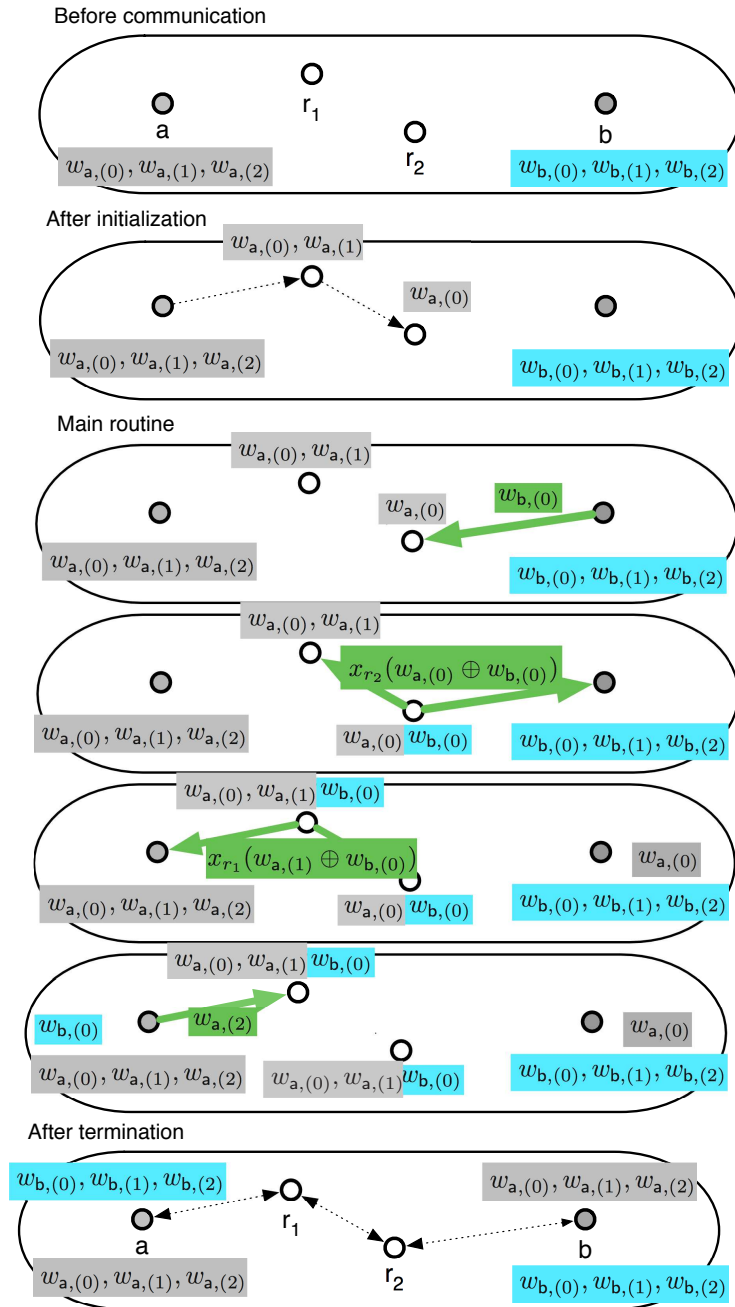


Fig. 3. Illustration of the $(m, m+2)$ DF MHMR protocol with $B=3$, $m=2$. Grey denotes the sub-messages of w_a at the nodes, blue denotes the sub-messages of w_b at the nodes, and green denotes the current transmission. Dotted lines denote the path taken during initialization and termination phases.

which share the same message set may cooperate in transmitting their messages, as seen in the joint distributions of phase 2.

Theorem 4: An achievable region of the half-duplex bi-directional channel under the $(m, 2)$ DF MABC protocol with a given $\mathcal{A}, \mathcal{B} \subseteq \mathcal{R}$ is the closure of the set of all points (R_a, R_b) satisfying

$$R_a < \min \{ \Delta_1 I_{\mathcal{A} \cap \mathcal{B}}^{\min}(X_a^{(1)}; Y_r^{(1)} | X_b^{(1)}, Q), \Delta_1 I_{\mathcal{A} \setminus \mathcal{B}}^{\min}(X_a^{(1)}; Y_r^{(1)} | Q), \Delta_2 I(X_{\mathcal{A}}^{(2)}; Y_b^{(2)} | Q) \} \quad (9)$$

$$R_b < \min \{ \Delta_1 I_{\mathcal{A} \cap \mathcal{B}}^{\min}(X_b^{(1)}; Y_r^{(1)} | X_a^{(1)}, Q), \Delta_1 I_{\mathcal{B} \setminus \mathcal{A}}^{\min}(X_b^{(1)}; Y_r^{(1)} | Q), \Delta_2 I(X_{\mathcal{B}}^{(2)}; Y_a^{(2)} | Q) \} \quad (10)$$

$$R_a + R_b < \Delta_1 I_{\mathcal{A} \cap \mathcal{B}}^{\min}(X_a^{(1)}, X_b^{(1)}; Y_r^{(1)} | Q) \quad (11)$$

over all joint distributions $p(q)p^{(1)}(x_a|q)p^{(1)}(x_b|q)p^{(1)}(y_{\mathcal{R}}|x_a, x_b)p^{(2)}(x_{\mathcal{A} \cap \mathcal{B}}|q)p^{(2)}(x_{\mathcal{A} \setminus \mathcal{B}}|q)p^{(2)}(x_{\mathcal{B} \setminus \mathcal{A}}|q)p^{(2)}(y_a, y_b|x_{\mathcal{A} \cup \mathcal{B}})$ with $|Q| \leq 3m + 2$ over the restricted alphabet $\bigotimes_{i=0}^{m+1} (\mathcal{X}_{r_i} \times \mathcal{Y}_{r_i})$. \square

Proof: Random code generation: For simplicity of exposition, we take $|Q| = 1$ and therefore consider distributions $p^{(1)}(x_a), p^{(1)}(x_b), p^{(2)}(x_{\mathcal{A} \cap \mathcal{B}}), p^{(2)}(x_{\mathcal{A} \setminus \mathcal{B}})$ and $p^{(2)}(x_{\mathcal{B} \setminus \mathcal{A}})$. First we generate random $(n \cdot \Delta_{1,n})$ -length sequences $\mathbf{x}_a^{(1)}(w_a)$ with $w_a \in \mathcal{S}_a$ and $\mathbf{x}_b^{(1)}(w_b)$ with $w_b \in \mathcal{S}_b$ according to $p^{(1)}(x_a), p^{(1)}(x_b)$ to be used in phase 1. For phase 2, we generate random $(n \cdot \Delta_{2,n})$ -length sequences $\mathbf{x}_{\mathcal{A} \cap \mathcal{B}}^{(2)}(w_r)$ with $w_r \in \mathbb{Z}_L$ ($L = \max(\lfloor 2^{nR_a} \rfloor, \lfloor 2^{nR_b} \rfloor)$), $\mathbf{x}_{\mathcal{A} \setminus \mathcal{B}}^{(2)}(w_a)$ and $\mathbf{x}_{\mathcal{B} \setminus \mathcal{A}}^{(2)}(w_b)$, according to $p^{(2)}(x_{\mathcal{A} \cap \mathcal{B}}), p^{(2)}(x_{\mathcal{A} \setminus \mathcal{B}})$ and $p^{(2)}(x_{\mathcal{B} \setminus \mathcal{A}})$ respectively.

Encoding: During phase 1, encoders of node a and b send the codewords $\mathbf{x}_a^{(1)}(w_a)$ and $\mathbf{x}_b^{(1)}(w_b)$ respectively. Relays in $\mathcal{A} \cap \mathcal{B}$ estimate \hat{w}_a and \hat{w}_b after phase 1 using jointly typical decoding, then construct $w_r = \hat{w}_a \oplus \hat{w}_b$ in \mathbb{Z}_L and send $\mathbf{x}_{\mathcal{A} \cap \mathcal{B}}^{(2)}(w_r)$ during phase 2. Likewise relays in $\mathcal{A} \setminus \mathcal{B}$ (resp. $\mathcal{B} \setminus \mathcal{A}$) estimate \hat{w}_a (resp. \hat{w}_b) after phase 1 and send $\mathbf{x}_{\mathcal{A} \setminus \mathcal{B}}^{(2)}(\hat{w}_a)$ (resp. $\mathbf{x}_{\mathcal{B} \setminus \mathcal{A}}^{(2)}(\hat{w}_b)$).

Decoding: a and b estimate \tilde{w}_b and \tilde{w}_a after phase 2 using jointly typical decoding. Since $w_r = w_a \oplus w_b$ and a knows w_a , node a can reduce the cardinality of w_r to $\lfloor 2^{nR_b} \rfloor$. b similarly decodes \tilde{w}_a .

Error analysis:

$$P[E_{a,b}] \leq P[E_{\{a\}, \mathcal{A} \cap \mathcal{B}}^{(1)} \cup E_{\{b\}, \mathcal{A} \cap \mathcal{B}}^{(1)} \cup E_{\{a\}, \mathcal{A} \setminus \mathcal{B}}^{(1)} \cup E_{\mathcal{A}, \{b\}}^{(2)}] \quad (12)$$

$$\leq P[E_{\{a\}, \mathcal{A} \cap \mathcal{B}}^{(1)} \cup E_{\{b\}, \mathcal{A} \cap \mathcal{B}}^{(1)}] + P[E_{\{a\}, \mathcal{A} \setminus \mathcal{B}}^{(1)}] + P[E_{\mathcal{A}, \{b\}}^{(2)} | \bar{E}_{\{a\}, \mathcal{A} \cap \mathcal{B}}^{(1)} \cap \bar{E}_{\{b\}, \mathcal{A} \cap \mathcal{B}}^{(1)} \cap \bar{E}_{\{a\}, \mathcal{A} \setminus \mathcal{B}}^{(1)}] \quad (13)$$

Following the well-known MAC error analysis from (15.72) in [5]:

$$\begin{aligned} P[E_{\{a\}, \mathcal{A} \cap \mathcal{B}}^{(1)} \cup E_{\{b\}, \mathcal{A} \cap \mathcal{B}}^{(1)}] &\leq \sum_{r \in \mathcal{A} \cap \mathcal{B}} P[E_{a,r}^{(1)} \cup E_{b,r}^{(1)}] \\ &\leq \sum_{r \in \mathcal{A} \cap \mathcal{B}} \left\{ P[\bar{D}^{(1)}(\mathbf{x}_a(w_a), \mathbf{x}_b(w_b), \mathbf{y}_r)] + \right. \\ &\quad \left. 2^{nR_a} 2^{-n \cdot \Delta_{1,n}(I(X_a^{(1)}; Y_r^{(1)} | X_b^{(1)}) - 3\epsilon)} + \right. \end{aligned} \quad (14)$$

$$\left. \begin{aligned} & 2^{nR_b} 2^{-n \cdot \Delta_{1,n}(I(X_b^{(1)}; Y_r^{(1)} | X_a^{(1)}) - 3\epsilon)} + \\ & 2^{n(R_a + R_b)} 2^{-n \cdot \Delta_{1,n}(I(X_a^{(1)}, X_b^{(1)}; Y_r^{(1)}) - 4\epsilon)} \end{aligned} \right\}. \quad (15)$$

Also,

$$P[E_{\{a\}, \mathcal{A} \setminus \mathcal{B}}^{(1)}] \leq \sum_{r \in \mathcal{A} \setminus \mathcal{B}} P[E_{a,r}^{(1)}] \quad (16)$$

$$\leq \sum_{r \in \mathcal{A} \setminus \mathcal{B}} P[\bar{D}^{(1)}(\mathbf{x}_a(w_a), \mathbf{y}_r)] + 2^{nR_a} 2^{-n \cdot \Delta_{1,n}(I(X_a^{(1)}; Y_r^{(1)}) - 3\epsilon)}, \quad (17)$$

and

$$\begin{aligned} & P[E_{\mathcal{A}, \{b\}}^{(2)} | \bar{E}_{\{a\}, \mathcal{A} \cap \mathcal{B}}^{(1)} \cap \bar{E}_{\{b\}, \mathcal{A} \cap \mathcal{B}}^{(1)} \cap \bar{E}_{\{a\}, \mathcal{A} \setminus \mathcal{B}}^{(1)}] \\ & \leq P[\bar{D}^{(2)}(\mathbf{x}_{\mathcal{A} \cap \mathcal{B}}(w_a \oplus w_b), \mathbf{x}_{\mathcal{A} \setminus \mathcal{B}}(w_a), \mathbf{y}_b)] + 2^{nR_a} 2^{-n \cdot \Delta_{2,n}(I(X_{\mathcal{A}}^{(2)}; Y_b^{(2)}) - 3\epsilon)}. \end{aligned} \quad (18)$$

Since $\epsilon > 0$ is arbitrary, the conditions of Theorem 4 and the AEP property will guarantee that the right hand sides of (15), (17) and (18) vanish as $n \rightarrow \infty$. Similarly, $P[E_{b,a}] \rightarrow 0$ as $n \rightarrow \infty$. By Fenchel-Bunt's extension of Carathéodory theorem in [10], it is sufficient to restrict $|\mathcal{Q}| \leq 3m + 2$ since $m + 1$ inequalities are from (9), $m + 1$ inequalities are from (10) and at most m inequalities are from (11).

To apply the time sharing random variable Q , we split

$$R_a = \sum_q p(q) R_{a,q} \quad (19)$$

$$R_b = \sum_q p(q) R_{b,q} \quad (20)$$

Then each $(R_{a,q}, R_{b,q})$ pair is in

$$\begin{aligned} R_{a,q} & < \min \left\{ \Delta_1 I_{\mathcal{A} \cap \mathcal{B}}^{\min}(X_a^{(1)}; Y_r^{(1)} | X_b^{(1)}, Q = q), \right. \\ & \left. \Delta_1 I_{\mathcal{A} \setminus \mathcal{B}}^{\min}(X_a^{(1)}; Y_r^{(1)} | Q = q), \Delta_2 I(X_{\mathcal{A}}^{(2)}; Y_b^{(2)} | Q = q) \right\} \end{aligned} \quad (21)$$

$$\begin{aligned} R_{b,q} & < \min \left\{ \Delta_1 I_{\mathcal{A} \cap \mathcal{B}}^{\min}(X_b^{(1)}; Y_r^{(1)} | X_a^{(1)}, Q = q), \right. \\ & \left. \Delta_1 I_{\mathcal{B} \setminus \mathcal{A}}^{\min}(X_b^{(1)}; Y_r^{(1)} | Q = q), \Delta_2 I(X_{\mathcal{B}}^{(2)}; Y_a^{(2)} | Q = q) \right\} \end{aligned} \quad (22)$$

$$R_{a,q} + R_{b,q} < \Delta_1 I_{\mathcal{A} \cap \mathcal{B}}^{\min}(X_a^{(1)}, X_b^{(1)}; Y_r^{(1)} | Q = q) \quad (23)$$

Applying (19) and (20) to (21), (22) and (23) the general expression of (9), (10) and (11) is achieved. ■

B. $(m, 3)$ DF TDBC protocol

We now derive an achievable rate region for the multi-hop bi-directional relay channel with m relays and 3 phases, an extension of the DF TDBC protocol of [15]. We note that relays which share the same message set may cooperate in transmitting their messages, as seen in the joint distributions of phase 3.

Theorem 5: An achievable region of the half-duplex bi-directional channel under the $(m, 3)$ DF TDBC protocol with a given $\mathcal{A}, \mathcal{B} \subseteq \mathcal{R}$ is the closure of the set of all points (R_a, R_b) satisfying

$$R_a < \min \{ \Delta_1 I_{\mathcal{A}}^{\min}(X_a^{(1)}; Y_r^{(1)}), \Delta_1 I(X_a^{(1)}; Y_b^{(1)}) + \Delta_3 I(X_{\mathcal{A}}^{(3)}; Y_b^{(3)} | Q) \} \quad (24)$$

$$R_b < \min \{ \Delta_2 I_{\mathcal{B}}^{\min}(X_b^{(2)}; Y_r^{(2)}), \Delta_2 I(X_b^{(2)}; Y_a^{(2)}) + \Delta_3 I(X_{\mathcal{B}}^{(3)}; Y_a^{(3)} | Q) \} \quad (25)$$

over all joint distributions $p^{(1)}(x_a)p^{(1)}(y_{\mathcal{R}}, y_b | x_a)p^{(2)}(x_b)p^{(2)}(y_{\mathcal{R}}, y_a | x_b)p^{(3)}(q)p^{(3)}(x_{\mathcal{A} \cap \mathcal{B}} | q)p^{(3)}(x_{\mathcal{A} \setminus \mathcal{B}} | q)p^{(3)}(x_{\mathcal{B} \setminus \mathcal{A}} | q)p^{(3)}(y_a, y_b | x_{\mathcal{A} \cup \mathcal{B}})$ with $|Q| \leq 2$ over the restricted alphabet $\bigotimes_{i=0}^{m+1} (\mathcal{X}_{r_i} \times \mathcal{Y}_{r_i})$. \square

Theorem 5 is proven in a similar manner to Theorem 4 in Appendix A.

C. (m, t) DF MHMR protocol

The $(m, 2)$ and $(m, 3)$ protocols were extensions of previously derived MABC and TDBC protocols to multiple relays. In this section we derive the rates achieved by the novel $(m, m+2)$ protocol which does not resemble the MABC and TDBC protocols. We recall that in the $(m, m+2)$ MHMR protocol a single relay transmits in each hop. We then extend the ideas of the $(m, m+2)$ MHMR protocol to derive achievable rate regions for general (m, t) protocols with $3 < t < m+2$. Recalling that a and b are denoted as r_0 and r_{m+1} respectively, our main result lies in the following Theorem. In the $(m, m+2)$ protocol we assume that the order of relays are predetermined, i.e., r_1, r_2, \dots, r_m are given; how this ordering is done lies outside the scope of this work and is left for future work. We also note that nodes which are not transmitting in a particular phase may listen to the channel and obtain additional side information about the messages which it may exploit when decoding these messages.

Theorem 6: An achievable rate region of the half-duplex bi-directional multi-hop relay channel under the $(m, m+2)$ DF MHMR protocol ($m > 1$) is the closure of the set of all points (R_a, R_b) satisfying

$$R_a < \min_{1 \leq k \leq m+1} \left\{ \sum_{i=1}^k \Delta_{m+3-i} I(X_{r_{i-1}}^{(m+3-i)}; Y_{r_k}^{(m+3-i)}) \right\} \quad (26)$$

$$R_b < \min_{1 \leq k \leq m+1} \left\{ \sum_{i=1}^k \Delta_i I(X_{r_{m+2-i}}^{(i)}; Y_{r_{m+1-k}}^{(i)}) \right\} \quad (27)$$

over all joint distributions $\prod_{i=1}^{m+2} p^{(i)}(x_{r_{m+2-i}})p^{(i)}(y_{\mathcal{R}^* \setminus \{r_{m+2-i}\}} | x_{r_{m+2-i}})$ over the restricted alphabet $\bigotimes_{i=0}^{m+1} (\mathcal{X}_{r_i} \times \mathcal{Y}_{r_i})$. \square

The proof is provided in Appendix B.

The minimization is over the number of hops, and results from the need for a series of relays to decode each message. The summation for a given k represents the accumulated amount of information the node k may use to decode message w_a or w_b .

We can extend Theorem 6 to allow for multiple relays in each hop. In order to use network coding, we make the assumption that each relay is able to decode both w_a and w_b . In each hop or phase then, a subset of the nodes will be able to decode both messages w_a and w_b and may cooperate in re-transmitting the obtained messages. We denote this subset of relays in the i -th hop as \mathcal{R}_i . In the (m, t) protocol we assume that the relay subsets $\mathcal{R}_i \subset \mathcal{R}^*$ are predetermined, i.e., $\mathcal{R}_0 = \{a\}, \mathcal{R}_2, \dots, \mathcal{R}_t = \{b\}$ are given and the protocol does not consider how these subsets are chosen. How to select these relay subsets lies outside the scope of this work and may be seen as a relay selection problem [3], [24], [25], [27], [41], [42].

Corollary 7: An achievable rate region of the half-duplex bi-directional channel in the (m, t) DF MHMR protocol for $3 < t < m + 2$ with a given partition of subsets $\mathcal{R}_i \subset \mathcal{R}$ is the closure of the set of all points (R_a, R_b) satisfying

$$R_a < \min_{1 \leq k \leq t-1} \min_{r_k \in \mathcal{R}_k} \left\{ \sum_{i=1}^k \Delta_{t+1-i} I(X_{\mathcal{R}_{i-1}}^{(t+1-i)}; Y_{r_k}^{(t+1-i)}) \right\} \quad (28)$$

$$R_b < \min_{1 \leq k \leq t-1} \min_{r_{t-1-k} \in \mathcal{R}_{t-1-k}} \left\{ \sum_{i=1}^k \Delta_i I(X_{\mathcal{R}_{t-i}}^{(i)}; Y_{r_{t-1-k}}^{(i)}) \right\} \quad (29)$$

over all joint distributions $\prod_{i=1}^t p^{(i)}(x_{\mathcal{R}_{t-i}}) p^{(i)}(y_{\mathcal{R}_{t-i}} | x_{\mathcal{R}_{t-i}})$ over the restricted alphabet $\otimes_{i=0}^{m+1} (\mathcal{X}_{r_i} \times \mathcal{Y}_{r_i})$. \square

The proof of Corollary 7 follows the same argument as the proof of Theorem 6.

V. OUTER BOUNDS

In this section we derive outer bounds for each MHMR protocol using the following cut-set bound lemma [15]. Again, given subsets $S, T \subseteq \mathcal{M} = \{1, 2, \dots, m\}$, and $\bar{S} := \mathcal{M} \setminus S$, we define $W_{S,T} := \{W_{i,j} | i \in S, j \in T\}$ and $R_{S,T} = \lim_{n \rightarrow \infty} \frac{1}{n} H(W_{S,T})$.

Lemma 8: If in some network the information rates $\{R_{i,j}\}$ are achievable for a protocol P with relative durations $\{\Delta_\ell\}$, then for every $\epsilon > 0$ and all $S \subset \mathcal{M}$

$$R_{S, \bar{S}} \leq \sum_{\ell} \Delta_\ell I(X_S^{(\ell)}; Y_{\bar{S}}^{(\ell)} | X_{\bar{S}}^{(\ell)}, Q) + \epsilon, \quad (30)$$

for a family of conditional distributions $p^{(\ell)}(x_1, x_2, \dots, x_m|q)$ and a discrete time-sharing random variable Q with distribution $p(q)$. Furthermore, each $p^{(\ell)}(x_1, x_2, \dots, x_m|q)p(q)$ must satisfy the constraints of phase ℓ of protocol P. \square

We next state the outer bounds, which will be numerically evaluated and discussed in the following sections.

A. $(m, 2)$ MABC protocol

Theorem 9: (Outer bound) The capacity region of the half-duplex bi-directional relay channel with the $(m, 2)$ MABC protocol is outer bounded by the set of rate pairs (R_a, R_b) satisfying

$$R_a \leq \min_{S_R} \{ \Delta_1 I(X_a^{(1)}; Y_{\bar{S}_R}^{(1)} | X_b^{(1)}, Q) + \Delta_2 I(X_{S_R}^{(2)}; Y_b^{(2)} | X_{\bar{S}_R}^{(2)}) \} \quad (31)$$

$$R_b \leq \min_{S_R} \{ \Delta_1 I(X_b^{(1)}; Y_{\bar{S}_R}^{(1)} | X_a^{(1)}, Q) + \Delta_2 I(X_{S_R}^{(2)}; Y_a^{(2)} | X_{\bar{S}_R}^{(2)}) \} \quad (32)$$

for all choices of the joint distribution $p^{(1)}(q)p^{(1)}(x_a|q)p^{(1)}(x_b|q)p^{(1)}(y_{\mathcal{R}}|x_a, x_b)p^{(2)}(x_{\mathcal{R}})p^{(2)}(y_a, y_b|x_{\mathcal{R}})$ with $|\mathcal{Q}| \leq 2^{m+1}$ over the restricted alphabet $\bigotimes_{i=0}^{m+1} (\mathcal{X}_{r_i} \times \mathcal{Y}_{r_i})$ for all possible $S_R \subseteq \mathcal{R}$. \square

Proof: We use Lemma 8 to prove the Theorem 9. For every $S_R \subseteq \mathcal{R}$, there exist 4 types of cut-sets such that $S_1 = \{a\} \cup S_R$, $S_2 = \{b\} \cup S_R$, $S_3 = \{a, b\} \cup S_R$ and $S_4 = S_R$, as well as two rates R_a and R_b . Also, in the MABC protocol,

$$Y_a^{(1)} = Y_b^{(1)} = X_{\mathcal{R}}^{(1)} = \emptyset \quad (33)$$

$$X_a^{(2)} = X_b^{(2)} = Y_{\mathcal{R}}^{(2)} = \emptyset. \quad (34)$$

Thus, the corresponding outer bounds for a given subset S_R are:

$$S_1 : R_a \leq \Delta_1 I(X_a^{(1)}; Y_{\bar{S}_R}^{(1)} | X_b^{(1)}, Q) + \Delta_2 I(X_{S_R}^{(2)}; Y_b^{(2)} | X_{\bar{S}_R}^{(2)}) + \epsilon, \quad (35)$$

$$S_2 : R_b \leq \Delta_1 I(X_b^{(1)}; Y_{\bar{S}_R}^{(1)} | X_a^{(1)}, Q) + \Delta_2 I(X_{S_R}^{(2)}; Y_a^{(2)} | X_{\bar{S}_R}^{(2)}) + \epsilon, \quad (36)$$

where the cut sets S_3 and S_4 yield no constraints. Since $\epsilon > 0$ is arbitrary, (35), (36) and the fact that the half-duplex nature of the channel constrains $X_a^{(1)}$ to be conditionally independent of $X_b^{(1)}$ given Q yields Theorem 9. By Fenchel-Bunt's extension of the Carathéodory theorem in [10], it is sufficient to restrict $|\mathcal{Q}| \leq 2^{m+1}$ since 2^m inequalities are from (31) and 2^m inequalities are from (32). \blacksquare

B. $(m, 3)$ TDBC protocol

Theorem 10: (Outer bound) The capacity region of the half-duplex bi-directional relay channel with the $(m, 3)$ TDBC protocol is outer bounded by the set of rate pairs (R_a, R_b) satisfying

$$R_a \leq \min_{S_R} \left\{ \Delta_1 I(X_a^{(1)}; Y_{\bar{S}_R}^{(1)}, Y_b^{(1)}) + \Delta_3 I(X_{S_R}^{(3)}; Y_b^{(3)} | X_{\bar{S}_R}^{(3)}) \right\} \quad (37)$$

$$R_b \leq \min_{S_R} \left\{ \Delta_2 I(X_b^{(2)}; Y_{\bar{S}_R}^{(2)}, Y_a^{(2)}) + \Delta_3 I(X_{S_R}^{(3)}; Y_a^{(3)} | X_{\bar{S}_R}^{(3)}) \right\} \quad (38)$$

for all choices of the joint distribution $p^{(1)}(x_a)p^{(1)}(y_b, y_{\mathcal{R}}|x_a)p^{(2)}(x_b)p^{(2)}(y_a, y_{\mathcal{R}}|x_b)p^{(3)}(x_{\mathcal{R}})p^{(3)}(y_a, y_b|x_{\mathcal{R}})$ over the restricted alphabet $\bigotimes_{i=0}^{m+1} \mathcal{X}_{r_i}$ for all possible $S_R \subseteq \mathcal{R}$. \square

Theorem 10 is proven in a similar manner to Theorem 9 in Appendix C.

C. (m, t) MHMR protocol

In the $(m, m+2)$ protocol we assume that the order of the relays is predetermined, i.e., r_1, r_2, \dots, r_m are given; how this ordering is done lies outside the scope of this work and is left for future work.

Theorem 11: (Outer bound) The capacity region of the half-duplex bi-directional multi-hop relay channel under the $(m, m+2)$ MHMR protocol ($m > 1$) is outer bounded by the set of rate pairs (R_a, R_b) satisfying

$$R_a \leq \min_{S_R} \left\{ \sum_{r_i \in S_R \cup \{a\}} \Delta_{m+2-i} I(X_{r_i}^{(m+2-i)}; Y_{\bar{S}_R}^{(m+2-i)}, Y_b^{(m+2-i)}) \right\} \quad (39)$$

$$R_b \leq \min_{S_R} \left\{ \sum_{r_i \in S_R \cup \{b\}} \Delta_{m+2-i} I(X_{r_i}^{(m+2-i)}; Y_{\bar{S}_R}^{(m+2-i)}, Y_a^{(m+2-i)}) \right\} \quad (40)$$

for all choices of the joint distribution $\prod_{i=1}^{m+2} p^{(i)}(x_{r_{m+2-i}})p^{(i)}(y_{\mathcal{R}^* \setminus \{r_{m+2-i}\}} | x_{r_{m+2-i}})$ over the restricted alphabet $\bigotimes_{i=0}^{m+1} (\mathcal{X}_{r_i} \times \mathcal{Y}_{r_i})$ for all possible $S_R \subseteq \mathcal{R}$. \square

The proof of Theorem 11 follows the same argument as the proofs of Theorem 9 and Theorem 10.

In the (m, t) protocol we assume that the relay subsets $\mathcal{R}_i \subset \mathcal{R}^*$ are predetermined, i.e., $\mathcal{R}_0 = \{a\}, \mathcal{R}_2, \dots, \mathcal{R}_t = \{b\}$ are given and the protocol does not consider how these subsets are chosen. How to select these relay subsets lies outside the scope of this work and may be seen as a relay selection problem [3], [24], [25], [27], [41], [42].

Corollary 12: (Outer bound) The capacity region of the half-duplex bi-directional channel in the (m, t)

MHMR protocol for $3 < t < m + 2$ is outer bounded by the set of rate pairs (R_a, R_b) satisfying

$$R_a \leq \min_{S_R} \left\{ \sum_{i=0}^{t-1} \Delta_{t-i} I(X_{\mathcal{R}_i \cap (S_R \cup \{a\})}^{(t-i)}; Y_{S_R \setminus \mathcal{R}_i}^{(t-i)}, Y_b^{(t-i)} | X_{S_R \cap \mathcal{R}_i}^{(t-i)}) \right\} \quad (41)$$

$$R_b \leq \min_{S_R} \left\{ \sum_{i=0}^{t-1} \Delta_{t-i} I(X_{\mathcal{R}_i \cap (S_R \cup \{b\})}^{(t-i)}; Y_{S_R \setminus \mathcal{R}_i}^{(t-i)}, Y_a^{(t-i)} | X_{S_R \cap \mathcal{R}_i}^{(t-i)}) \right\} \quad (42)$$

over all joint distributions $\prod_{i=1}^t p^{(i)}(x_{\mathcal{R}_{t-i}}) p^{(i)}(y_{\bar{\mathcal{R}}_{t-i}} | x_{\mathcal{R}_{t-i}})$ over the restricted alphabet $\otimes_{i=0}^{m+1} (\mathcal{X}_{r_i} \times \mathcal{Y}_{r_i})$ for all possible $S_R \subseteq \mathcal{R}$. \square

The proof of Corollary 12 follows the same argument as the proofs of Theorem 9 and Theorem 10.

VI. THE GAUSSIAN RELAY NETWORK

In this section, we apply the bounds obtained in the previous section to a Gaussian relay network. Since strong typicality does not apply to continuous random variables, the achievable rate regions from the theorems in the previous section do not directly apply to continuous domains. However, for the Gaussian input distributions and additive Gaussian noise which we will assume in the following, the Markov lemma of [30], which generalizes the Markov lemma to the continuous domains, ensures that the achievable rate regions in the previous section hold in the Gaussian case.

We assume that there are two terminal nodes a and b, and m relays r_1, r_2, \dots, r_m . Also, for convenience of analysis, we denote a as r_0 and b as r_{m+1} . The corresponding mathematical channel model is, for each channel use k :

$$\mathbf{Y}[k] = \mathbf{H}\mathbf{X}[k] + \mathbf{Z}[k] \quad (43)$$

where,

$$\mathbf{Y}[k] = \begin{bmatrix} Y_{r_0}[k] \\ Y_{r_1}[k] \\ \vdots \\ Y_{r_{m+1}}[k] \end{bmatrix}, \quad \mathbf{X}[k] = \begin{bmatrix} X_{r_0}[k] \\ X_{r_1}[k] \\ \vdots \\ X_{r_{m+1}}[k] \end{bmatrix}, \quad \mathbf{Z}[k] = \begin{bmatrix} Z_{r_0}[k] \\ Z_{r_1}[k] \\ \vdots \\ Z_{r_{m+1}}[k] \end{bmatrix} \quad (44)$$

and

$$\mathbf{H} = \begin{bmatrix} 0 & h_{r_1, r_0} & \cdots & h_{r_{m+1}, r_0} \\ h_{r_0, r_1} & 0 & \cdots & h_{r_{m+1}, r_1} \\ \vdots & \ddots & \vdots & \vdots \\ h_{r_0, r_{m+1}} & h_{r_1, r_{m+1}} & \cdots & 0 \end{bmatrix} \quad (45)$$

where $\mathbf{Y}[k]$, $\mathbf{X}[k]$ and $\mathbf{Z}[k]$ are in $(\mathbb{C}^*)^{(m+2)\times 1} = (\mathbb{C} \cup \{\emptyset\})^{(m+2)\times 1}$, and $\mathbf{H} \in \mathbb{C}^{(m+2)\times(m+2)}$. In phase ℓ , if node r_i is in transmission mode $X_{r_i}[k]$ follows the input distribution $X_{r_i}^{(\ell)} \sim \mathcal{N}(0, P_{r_i})$. Otherwise, $X_{r_i}[k] = \emptyset$, which means that the input symbol does not exist in the above mathematical channel model.

In each phase, the total transmit power is bounded by P , i.e. $\sum_{r \in \mathcal{R}_\ell} E[X_r^2] \leq P$ for all ℓ , where \mathcal{R}_ℓ is the set of nodes which transmit during phase ℓ . While ideally the per-phase power of P could be distributed amongst the nodes in \mathcal{R}_ℓ arbitrarily, as a first step, we allocate equal power $P/|\mathcal{R}_\ell|$ for each relay in \mathcal{R}_ℓ . Equal power allocation between participating nodes may also be simpler to implement. We will later investigate the gain achieved by allowing for arbitrary power allocations.

In each phase, we also allow for cooperation between relays which have the same messages. For example, in the $(m, 2)$ DF MABC protocol, we have three different subsets of relays in phase 2: $\mathcal{A} \cap \mathcal{B}$, $\mathcal{A} \setminus \mathcal{B}$ and $\mathcal{B} \setminus \mathcal{A}$. We first allocate equal power $P/|\mathcal{A} \cup \mathcal{B}|$ to each relay in $\mathcal{A} \cup \mathcal{B}$ and then allow cooperation in each subset which has the same messages. For convenience of analysis we denote $P_{\mathcal{R}_\ell}$ as the total power of relays in \mathcal{R}_ℓ . $h_{i,j}$ is the effective channel gain between transmitter i and receiver j . We assume the channel is reciprocal ($h_{i,j} = h_{j,i}$) and that each node is fully aware of the channel gains, i.e., full CSI. The noise at all receivers is independent, of unit power, additive, white Gaussian, complex and circularly symmetric. For convenience of analysis, we also define the function $C(x) := \log_2(1+x)$.

A. Amplify and Forward

As a comparison point for the DF MHMR protocols, we derive an achievable region of the same temporal protocols in which the relays use a simple amplify and forward relaying scheme rather than a decode and forward scheme. ‘‘Simple’’ means that there is no power optimization in each phase, i.e. each node during phase ℓ has equal transmit power $P/|\mathcal{R}_\ell|$. Also, in the amplify and forward scheme, all phase durations are equal since relaying is performed on a symbol by symbol basis. Thus, $\Delta_\ell = \frac{1}{t}$, where t is the number of phases and $\ell \in [1, t]$. Furthermore, relay r scales the received symbol by $\sqrt{\frac{P}{P_{r_r}}}$ to meet the transmit power constraint. We now state the achievable rate regions for the analogous MHMR protocols with AF relaying.

- $(m, 2)$ AF MABC Protocol

$$R_a < \frac{1}{2} C \left(\frac{\frac{P}{2} \left(\sum_{i=1}^m \sqrt{|h_{b,r_i}|^2 |h_{a,r_i}|^2 \tilde{P}_{r_i}} \right)^2}{\sum_{i=1}^m |h_{b,r_i}|^2 \tilde{P}_{r_i} + 1}} \right) \quad (46)$$

$$R_b < \frac{1}{2}C \left(\frac{\frac{P}{2} \left(\sum_{i=1}^m \sqrt{|h_{b,r_i}|^2 |h_{a,r_i}|^2 \tilde{P}_{r_i}} \right)^2}{\sum_{i=1}^m |h_{a,r_i}|^2 \tilde{P}_{r_i} + 1} \right) \quad (47)$$

where $\tilde{P}_{r_i} = \frac{\frac{P}{m}}{\frac{P}{2}(|h_{r_i,b}|^2 + |h_{r_i,a}|^2) + 1}$.

- $(m, 3)$ AF TDBC Protocol

$$R_a < \frac{1}{3}C \left(|h_{a,b}|^2 P + \frac{P \left(\sum_{i=1}^m \sqrt{|h_{b,r_i}|^2 |h_{a,r_i}|^2 \tilde{P}_{r_i}} \right)^2}{2 \sum_{i=1}^m |h_{b,r_i}|^2 \tilde{P}_{r_i} + 1} \right) \quad (48)$$

$$R_b < \frac{1}{3}C \left(|h_{a,b}|^2 P + \frac{P \left(\sum_{i=1}^m \sqrt{|h_{b,r_i}|^2 |h_{a,r_i}|^2 \tilde{P}_{r_i}} \right)^2}{2 \sum_{i=1}^m |h_{a,r_i}|^2 \tilde{P}_{r_i} + 1} \right) \quad (49)$$

where $\tilde{P}_{r_i} = \frac{\frac{P}{m}}{P(|h_{r_i,b}|^2 + |h_{r_i,a}|^2) + 2}$.

- $(m, m+2)$ AF MHMR Protocol

We now consider the $(m, m+2)$ MHMR protocol with Amplify and Forward relaying. The temporal protocol consists of the same phases: *Initialization*, *Main routine*, and *Termination*, but we replace Decode and Forward relaying with Amplify and Forward relaying. In the main routine, we schedule the transmissions as $r_{m+1} \rightarrow r_m \rightarrow \dots \rightarrow r_0$. To simplify the analysis, we assume node r_i which receives $Y_{r_i}^{(\ell)}$ during phase ℓ constructs its transmission $X_{r_i}^{(m-i+2)}$ as a function of $Y_{r_i}^{(m-i+1)}$ and $Y_{r_i}^{(m-i+3)}$. That is, it considers only the received symbols from its neighboring nodes r_{i+1} and r_{i-1} , where $i \in [1, m]$ rather than all previously heard transmissions providing a simpler but smaller achievable rate region. The corresponding channel model is then

$$Y_{r_i}^{(m-i+1)} = h_{r_{i+1}, r_i} X_{r_{i+1}}^{(m-i+1)} + Z_{r_i}^{(m-i+1)} \quad (50)$$

$$Y_{r_i}^{(m-i+3)} = h_{r_{i-1}, r_i} X_{r_{i-1}}^{(m-i+3)} + Z_{r_i}^{(m-i+3)}. \quad (51)$$

We construct the channel input symbol $X_{r_i}^{(m-i+2)}$ as

$$X_{r_i}^{(m-i+2)} = \sqrt{\tilde{P}_{r_i}} \left(\tilde{h}_{a,r_i} X_a^{(m+2)} + \tilde{h}_{b,r_i} X_b^{(1)} + \tilde{Z}_{a,r_i} + \tilde{Z}_{b,r_i} \right), \quad (52)$$

where \tilde{h}_{a,r_i} is the effective channel gain from a to r_i that captures the channel $a \rightarrow (r_1, r_2, \dots, r_{i-1}) \rightarrow r_i$ and \tilde{h}_{b,r_i} is the effective channel gain from b to r_i that captures $b \rightarrow (r_m, r_{m-1}, \dots, r_{i+1}) \rightarrow r_i$

where \tilde{Z}_{a,r_i} and $\tilde{Z}_{b,r_i} \sim \mathcal{N}(0, 1)$ and $\tilde{P}_{r_i} = \frac{P}{P(|\tilde{h}_{a,r_i}|^2 + |\tilde{h}_{b,r_i}|^2) + 2}$. We apply (52) to $X_{r_i}^{(m-i+1)}$ and $X_{r_i}^{(m-i+3)}$ in (50) and (51) to obtain:

$$Y_{r_i}^{(m-i+1)} = h_{r_{i+1},r_i} \sqrt{\tilde{P}_{r_{i+1}}} (\tilde{h}_{a,r_{i+1}} X_a^{(m+2)} + \tilde{h}_{b,r_{i+1}} X_b^{(1)} + \tilde{Z}_{a,r_{i+1}} + \tilde{Z}_{b,r_{i+1}}) + Z_{r_i}^{(m-i+1)} \quad (53)$$

$$Y_{r_i}^{(m-i+3)} = h_{r_{i-1},r_i} \sqrt{\tilde{P}_{r_{i-1}}} (\tilde{h}_{a,r_{i-1}} X_a^{(m+2)} + \tilde{h}_{b,r_{i-1}} X_b^{(1)} + \tilde{Z}_{a,r_{i-1}} + \tilde{Z}_{b,r_{i-1}}) + Z_{r_i}^{(m-i+3)}. \quad (54)$$

In (53), since X_a flows from r_i to r_{i+1} , r_i knows $X_a^{(m+2)}$ when it receives $Y_{r_i}^{(m-i+1)}$. Thus, r_i can eliminate $X_a^{(m+2)}$ from $Y_{r_i}^{(m-i+1)}$. By the same reasoning, r_i can eliminate $X_b^{(1)}$ from $Y_{r_i}^{(m-i+2)}$.

After elimination and normalization, the modified $\tilde{Y}_{r_i}^{(m-i+1)}$ and $\tilde{Y}_{r_i}^{(m-i+3)}$ are given by:

$$\tilde{Y}_{r_i}^{(m-i+1)} = \sqrt{\left(\frac{|h_{r_{i+1},r_i}|^2 |\tilde{h}_{b,r_{i+1}}|^2 \tilde{P}_{r_{i+1}} P}{2|h_{r_{i+1},r_i}|^2 \tilde{P}_{r_{i+1}} + 1} \right)} \cdot X_b^{(1)} + \tilde{Z}_{b,r_i} \quad (55)$$

$$= \tilde{h}_{b,r_i} X_b^{(1)} + \tilde{Z}_{b,r_i} \quad (56)$$

$$\tilde{Y}_{r_i}^{(m-i+3)} = \sqrt{\left(\frac{|h_{r_{i-1},r_i}|^2 |\tilde{h}_{a,r_{i-1}}|^2 \tilde{P}_{r_{i-1}} P}{2|h_{r_{i-1},r_i}|^2 \tilde{P}_{r_{i-1}} + 1} \right)} \cdot X_a^{(m+2)} + \tilde{Z}_{a,r_i} \quad (57)$$

$$= \tilde{h}_{a,r_i} X_a^{(m+2)} + \tilde{Z}_{a,r_i}. \quad (58)$$

We obtain $X_{r_i}^{(m-i+2)}$ by adding the two terms $\tilde{Y}_{r_i}^{(m-i+1)}$ and $\tilde{Y}_{r_i}^{(m-i+3)}$ and scaling it all by $\sqrt{\tilde{P}_{r_i}}$, as

$$X_{r_i}^{(m-i+2)} = \sqrt{\tilde{P}_{r_i}} (\tilde{Y}_{r_i}^{(m-i+1)} + \tilde{Y}_{r_i}^{(m-i+3)}). \quad (59)$$

From (55) - (58), we derive the recurrence relations for $\{|\tilde{h}_{b,r_i}|^2\}$ and $\{|\tilde{h}_{a,r_i}|^2\}$ for $2 \leq i \leq m-1$ as

$$|\tilde{h}_{b,r_i}|^2 = \frac{P^2 |h_{r_{i+1},r_i}|^2 |\tilde{h}_{b,r_{i+1}}|^2}{2P |\tilde{h}_{b,r_{i+1}}|^2 + P(|\tilde{h}_{a,r_{i+1}}|^2 + |\tilde{h}_{b,r_{i+1}}|^2) + 2} \quad (60)$$

$$|\tilde{h}_{a,r_i}|^2 = \frac{P^2 |h_{r_{i-1},r_i}|^2 |\tilde{h}_{a,r_{i-1}}|^2}{2P |\tilde{h}_{a,r_{i-1}}|^2 + P(|\tilde{h}_{b,r_{i-1}}|^2 + |\tilde{h}_{a,r_{i-1}}|^2) + 2}, \quad (61)$$

where $|\tilde{h}_{b,r_m}|^2 = |h_{b,r_m}|^2$ and $|\tilde{h}_{a,r_1}|^2 = |h_{a,r_1}|^2$. Then an achievable rate region is given by:

$$R_a < \frac{1}{m+2} C \left(|h_{a,b}|^2 P + \sum_{i=1}^m \frac{|h_{r_i,b}|^2 |\tilde{h}_{a,r_i}|^2 \tilde{P}_{r_i} P}{2|h_{r_i,b}|^2 \tilde{P}_{r_i} + 1} \right) \quad (62)$$

$$R_b < \frac{1}{m+2} C \left(|h_{a,b}|^2 P + \sum_{i=1}^m \frac{|h_{r_i,a}|^2 |\tilde{h}_{b,r_i}|^2 \tilde{P}_{r_i} P}{2|h_{r_i,a}|^2 \tilde{P}_{r_i} + 1} \right). \quad (63)$$

B. Decode and Forward

We can likewise obtain the achievable rate regions from Theorems 4, 5, 6 and Corollary 7 in Gaussian noise, under the same power allocation assumptions as above as:

- *(m, 2) DF MABC Protocol*

The achievable rate region of the $(m, 2)$ DF MABC Protocol is the union over all $\Delta_1 + \Delta_2 = 1, \Delta_1, \Delta_2 \geq 0$ of

$$R_a < \min \left\{ \min_{r_i \in \mathcal{A} \cap \mathcal{B}} \Delta_1 C \left(\frac{P}{2} |h_{a,r_i}|^2 \right), \min_{r_j \in \mathcal{A} \setminus \mathcal{B}} \Delta_1 C \left(\frac{P |h_{a,r_j}|^2}{P |h_{b,r_j}|^2 + 2} \right) \right\} \quad (64)$$

$$R_a < \Delta_2 C \left(\sum_{r_i \in \mathcal{A} \cap \mathcal{B}} |h_{r_i,b}|^2 P_{\mathcal{A} \cap \mathcal{B}} + \sum_{r_j \in \mathcal{A} \setminus \mathcal{B}} |h_{r_j,b}|^2 P_{\mathcal{A} \setminus \mathcal{B}} \right) \quad (65)$$

$$R_b < \min \left\{ \min_{r_i \in \mathcal{A} \cap \mathcal{B}} \Delta_1 C \left(\frac{P}{2} |h_{b,r_i}|^2 \right), \min_{r_j \in \mathcal{B} \setminus \mathcal{A}} \Delta_1 C \left(\frac{P |h_{b,r_j}|^2}{P |h_{a,r_j}|^2 + 2} \right) \right\} \quad (66)$$

$$R_b < \Delta_2 C \left(\sum_{r_i \in \mathcal{A} \cap \mathcal{B}} |h_{r_i,a}|^2 P_{\mathcal{A} \cap \mathcal{B}} + \sum_{r_j \in \mathcal{B} \setminus \mathcal{A}} |h_{r_j,a}|^2 P_{\mathcal{B} \setminus \mathcal{A}} \right) \quad (67)$$

$$R_a + R_b \leq \min_{r_i \in \mathcal{A} \cap \mathcal{B}} \Delta_1 C \left(\frac{P}{2} (|h_{a,r_i}|^2 + |h_{b,r_i}|^2) \right) \quad (68)$$

where $P_{\mathcal{A} \cap \mathcal{B}} = \frac{|\mathcal{A} \cap \mathcal{B}|}{|\mathcal{A} \cup \mathcal{B}|} P$, $P_{\mathcal{A} \setminus \mathcal{B}} = \frac{|\mathcal{A} \setminus \mathcal{B}|}{|\mathcal{A} \cup \mathcal{B}|} P$, and $P_{\mathcal{B} \setminus \mathcal{A}} = \frac{|\mathcal{B} \setminus \mathcal{A}|}{|\mathcal{A} \cup \mathcal{B}|} P$ over all $\mathcal{A}, \mathcal{B} \subseteq \mathcal{R}$.

- *(m, 3) DF TDBC Protocol*

The achievable rate region of the $(m, 3)$ DF TDBC Protocol is the union over all $\Delta_1 + \Delta_2 + \Delta_3 = 1, \Delta_1, \Delta_2, \Delta_3 \geq 0$ of

$$R_a < \min_{r_i \in \mathcal{A}} \Delta_1 C(P |h_{a,r_i}|^2) \quad (69)$$

$$R_a < \Delta_1 C(P |h_{a,b}|^2) + \Delta_3 C \left(\sum_{r_i \in \mathcal{A} \cap \mathcal{B}} |h_{r_i,b}|^2 P_{\mathcal{A} \cap \mathcal{B}} + \sum_{r_j \in \mathcal{A} \setminus \mathcal{B}} |h_{r_j,b}|^2 P_{\mathcal{A} \setminus \mathcal{B}} \right) \quad (70)$$

$$R_b < \min_{r_i \in \mathcal{B}} \Delta_2 C(P |h_{b,r_i}|^2) \quad (71)$$

$$R_b < \Delta_2 C(P |h_{a,b}|^2) + \Delta_3 C \left(\sum_{r_i \in \mathcal{A} \cap \mathcal{B}} |h_{r_i,a}|^2 P_{\mathcal{A} \cap \mathcal{B}} + \sum_{r_j \in \mathcal{B} \setminus \mathcal{A}} |h_{r_j,a}|^2 P_{\mathcal{B} \setminus \mathcal{A}} \right) \quad (72)$$

where $P_{\mathcal{A} \cap \mathcal{B}} = \frac{|\mathcal{A} \cap \mathcal{B}|}{|\mathcal{A} \cup \mathcal{B}|} P$, $P_{\mathcal{A} \setminus \mathcal{B}} = \frac{|\mathcal{A} \setminus \mathcal{B}|}{|\mathcal{A} \cup \mathcal{B}|} P$, and $P_{\mathcal{B} \setminus \mathcal{A}} = \frac{|\mathcal{B} \setminus \mathcal{A}|}{|\mathcal{A} \cup \mathcal{B}|} P$ over all $\mathcal{A}, \mathcal{B} \subseteq \mathcal{R}$.

- $(m, m+2)$ DF MHMR Protocol

The achievable rate region of the $(m, m+2)$ DF MHMR Protocol is the union over all $\sum_{j=1}^{m+2} \Delta_j = 1, \Delta_j \geq 0$ of the rate pairs (R_a, R_b) satisfying

$$R_a < \min_{1 \leq k \leq m+1} \left\{ \sum_{i=1}^k \Delta_{m+3-i} C(P|h_{r_{i-1}, r_k}|^2) \right\} \quad (73)$$

$$R_b < \min_{1 \leq k \leq m+1} \left\{ \sum_{i=1}^k \Delta_i C(P|h_{r_{m+2-i}, r_{m+1-k}}|^2) \right\} \quad (74)$$

- (m, t) DF MHMR Protocol

For $3 < t < m+2$, the achievable rate region will be the union over all $\sum_{j=1}^t \Delta_j = 1, \Delta_j \geq 0$ and all $\mathcal{R}_{j-1} \subset \mathcal{R}$ for $j \in [1, t]$ of the rate pairs (R_a, R_b) satisfying

$$R_a < \min_{1 \leq k \leq t-1} \min_{r_k \in \mathcal{R}_k} \left\{ \sum_{i=1}^k \Delta_{t+1-i} C \left(\sum_{r_{i-1} \in \mathcal{R}_{i-1}} |h_{r_{i-1}, r_k}|^2 P \right) \right\} \quad (75)$$

$$R_b < \min_{1 \leq k \leq t-1} \min_{r_{t-1-k} \in \mathcal{R}_{t-1-k}} \left\{ \sum_{i=1}^k \Delta_i C \left(\sum_{r_{t-i} \in \mathcal{R}_{t-i}} |h_{r_{t-i}, r_{t-1-k}}|^2 P \right) \right\}. \quad (76)$$

C. Outer Bounds

We derive outer bounds from Theorems 9, 10 and 11 in Gaussian channel.

- $(m, 2)$ MABC Protocol

The capacity region of the $(m, 2)$ MABC Protocol is outer bounded by the set of rate pairs (R_a, R_b) satisfying

$$R_a \leq \min_{S_R} \left\{ \Delta_1 C \left(\sum_{r_i \in \bar{S}_R} \frac{P}{2} |h_{a, r_i}|^2 \right) + \Delta_2 C \left(\sum_{r_i \in S_R} P |h_{r_i, b}|^2 \right) \right\} \quad (77)$$

$$R_b \leq \min_{S_R} \left\{ \Delta_1 C \left(\sum_{r_i \in \bar{S}_R} \frac{P}{2} |h_{b, r_i}|^2 \right) + \Delta_2 C \left(\sum_{r_i \in S_R} P |h_{r_i, a}|^2 \right) \right\}, \quad (78)$$

over all $\Delta_1 + \Delta_2 = 1, \Delta_1, \Delta_2 \geq 0$ and all $S_R \subseteq \mathcal{R}$.

- $(m, 3)$ TDBC Protocol

The capacity region of the $(m, 3)$ TDBC Protocol is outer bounded by the set of rate pairs (R_a, R_b) satisfying

$$R_a \leq \min_{S_R} \left\{ \Delta_1 C \left(\sum_{r_i \in \bar{S}_R} P |h_{a, r_i}|^2 + P |h_{a, b}|^2 \right) + \Delta_3 C \left(\sum_{r_i \in S_R} P |h_{r_i, b}|^2 \right) \right\} \quad (79)$$

$$R_b \leq \min_{S_R} \left\{ \Delta_2 C \left(\sum_{r_i \in \bar{S}_R} P |h_{b, r_i}|^2 + P |h_{b, a}|^2 \right) + \Delta_3 C \left(\sum_{r_i \in S_R} P |h_{r_i, a}|^2 \right) \right\}, \quad (80)$$

over all $\Delta_1 + \Delta_2 + \Delta_3 = 1, \Delta_1, \Delta_2, \Delta_3 \geq 0$ and all $S_R \subseteq \mathcal{R}$.

- $(m, m+2)$ MHMR Protocol

The capacity region of the $(m, m+2)$ MHMR Protocol is outer bounded by the set of rate pairs (R_a, R_b) satisfying

$$R_a \leq \min_{S_R} \left\{ \sum_{r_i \in S_R \cup \{a\}} \Delta_{m+2-i} C \left(\sum_{r_j \in \bar{S}_R \cup \{b\}} P |h_{r_i, r_j}|^2 \right) \right\} \quad (81)$$

$$R_b \leq \min_{S_R} \left\{ \sum_{r_i \in S_R \cup \{b\}} \Delta_{m+2-i} C \left(\sum_{r_j \in \bar{S}_R \cup \{a\}} P |h_{r_i, r_j}|^2 \right) \right\}, \quad (82)$$

over all $\sum_{j=1}^{m+2} \Delta_j = 1, \Delta_j \geq 0$ and all $S_R \subseteq \mathcal{R}$.

VII. ASYMPTOTIC ANALYSIS

We compare the sum rate $R_\Sigma := R_a + R_b$ of the proposed protocols and corresponding outer bounds at asymptotically low and high SNR (as $P \rightarrow 0$ and $P \rightarrow \infty$). To do so we employ the *Multiplicative Gap* as our comparison metric. We define the Multiplicative Gap as the ratio between the achievable rate region and the outer bound of a given protocol, as follows:

Definition 13: *Multiplicative Gap* G_L and G_H of a particular protocol are the ratio of the maximum achievable sum rate (R_Σ^{in}) and the sum rate outer bound (R_Σ^{out}) as $\text{SNR} \rightarrow 0$ and $\text{SNR} \rightarrow \infty$, respectively, i.e.,

$$G_L := \lim_{\text{SNR} \rightarrow 0} R_\Sigma^{in} / R_\Sigma^{out} \quad (83)$$

$$G_H := \lim_{\text{SNR} \rightarrow \infty} R_\Sigma^{in} / R_\Sigma^{out}. \quad (84)$$

From the definition, we note that $0 \leq G_L, G_H \leq 1$: if G_L (or G_H) approaches 1 we see that the inner and outer bounds tend to ∞ in the same fashion; if G_L (or G_H) is close to 0 then the (additive) gap between inner and outer bounds increases with SNR. While constant multiplicative gaps are more meaningful at low SNR, with constant additive gaps (between achievable rate regions and outer bounds), we consider high-SNR multiplicative gaps for two main reasons: 1) if the multiplicative gap G_H is not equal to 1, such a scheme cannot hope to achieve a constant additive gap to capacity at high SNR – this allows us to draw negative high-SNR conclusions about the various protocols, and 2) it is analytically tractable, holds for all channel gains and allows for an analytic comparison of the different protocols. We complement our high-SNR analysis with a low-SNR comparison of the DF protocols, and leave a more general comparison valid at all SNR for future work.

A. Analytical protocol comparison at asymptotically low SNR

In the very low SNR regime ($P \rightarrow 0$) $C(x) = \log_2(1+x) \approx \frac{x}{\ln 2}$. We use this to approximate the achievable sum rates and outer bounds of Section VI at low SNR. The achievable and outer bound sum-rates R_{Σ}^{in} and R_{Σ}^{out} at low SNR depend on the channel coefficients ($h_{i,j}$'s). However, we seek a comparison between the protocols which holds for a particular channel model without resorting to a series of channel gain-dependent scenarios. Thus, we will compare upper and lower bounds of these sum rates for different protocols instead of comparing their exact values. We use the following notation:

$$|h_{\max}| := \max_{i,j \in \mathcal{R}^*} |h_{i,j}| \quad (85)$$

$$|h_{\min}| := \min_{i,j \in \mathcal{R}^*} |h_{i,j}| \quad (86)$$

Also, we define $R_{\Sigma}(h)$ as the sum rate with every channel coefficient as h . Then, for the DF protocols

$$R_{\Sigma}(h_{\min}) \leq R_{\Sigma} \leq R_{\Sigma}(h_{\max}) \quad (87)$$

as $\frac{\partial R_{\Sigma}}{\partial h_{i,j}} \geq 0, \forall h_{i,j}$. However, this property does not hold for the AF protocols, i.e. $\exists h_{i,j}, \frac{\partial R_{\Sigma}}{\partial h_{i,j}} < 0$. Thus we only compare the relative performance with G_L between the DF protocols and leave the comparison with the AF protocols for future work.

We first derive upper and lower bounds of the $(m, 2)$ DF MABC protocol. In (64) \sim (68), let us assume that all $h_{i,j}$'s are h_{\max} . Then,

$$\mathcal{A} = \mathcal{B} = \mathcal{R} \quad (88)$$

and, using the approximation $C(x) = \log_2(1+x) \approx \frac{x}{\ln 2}$ valid at asymptotically low SNR,

$$R_a < \min \left\{ \Delta_1 \frac{P}{2 \ln 2} |h_{\max}|^2, \Delta_2 \frac{mP}{\ln 2} |h_{\max}|^2 \right\} \quad (89)$$

$$R_b < \min \left\{ \Delta_1 \frac{P}{2 \ln 2} |h_{\max}|^2, \Delta_2 \frac{mP}{\ln 2} |h_{\max}|^2 \right\} \quad (90)$$

$$R_a + R_b < \Delta_1 \frac{P}{2 \ln 2} |h_{\max}|^2 \quad (91)$$

Thus, optimizing Δ_1 and Δ_2 subject to $\Delta_1 + \Delta_2 = 1$, we obtain $\Delta_1 = \frac{2m}{2m+1}$, $\Delta_2 = \frac{1}{2m+1}$ and

$$R_{\Sigma}^{in}(h_{\max}) \approx \frac{2m}{2m+1} \frac{P}{\ln 2} |h_{\max}|^2, \quad R_{\Sigma}^{in}(h_{\min}) \approx \frac{2m}{2m+1} \frac{P}{\ln 2} |h_{\min}|^2. \quad (92)$$

Thus,

$$\frac{2m}{2m+1} \frac{P}{\ln 2} |h_{\min}|^2 \leq R_{\Sigma}^{in} \leq \frac{2m}{2m+1} \frac{P}{\ln 2} |h_{\max}|^2 \quad (93)$$

TABLE V
THE UPPER AND LOWER BOUNDS OF SUM RATES WHEN $P \rightarrow 0$.

Protocol	$R_{\Sigma}(h_{\min})$	$R_{\Sigma}(h_{\max})$
$(m, 2)$ DF MABC	$\frac{P h_{\min} ^2}{\ln 2} \cdot \frac{2m}{2m+1}$	$\frac{P h_{\max} ^2}{\ln 2} \cdot \frac{2m}{2m+1}$
$(m, 2)$ MABC OUT	$\frac{2mP h_{\min} ^2}{\ln 2}$	$\frac{2mP h_{\max} ^2}{\ln 2}$
$(m, 3)$ DF TDBC	$\frac{P h_{\min} ^2}{\ln 2}$	$\frac{P h_{\max} ^2}{\ln 2}$
$(m, 3)$ TDBC OUT	$\frac{2mP h_{\min} ^2}{\ln 2}$	$\frac{2mP h_{\max} ^2}{\ln 2}$
$(m, m+2)$ DF MHMR	$\frac{P h_{\min} ^2}{\ln 2}$	$\frac{P h_{\max} ^2}{\ln 2}$
$(m, m+2)$ MHMR OUT	$\frac{2P h_{\min} ^2}{\ln 2} \cdot \frac{m+1}{m+2}$	$\frac{2P h_{\max} ^2}{\ln 2}$

The upper and lower bounds of the $(m, 2)$ MABC outer bound in (77) and (78) may be similarly derived to obtain:

$$\frac{2mP|h_{\min}|^2}{\ln 2} \leq R_{\Sigma}^{\text{out}} \leq \frac{2mP|h_{\max}|^2}{\ln 2}. \quad (94)$$

Therefore,

$$\frac{1}{2m+1} \cdot \frac{|h_{\min}|^2}{|h_{\max}|^2} \leq G_L \leq \frac{1}{2m+1} \cdot \frac{|h_{\max}|^2}{|h_{\min}|^2}. \quad (95)$$

The other bounds can be similarly derived; we provide the results in Table V and the corresponding optimal (from a sum-rate perspective) Δ_i 's in Table VI. However, we use different upper and lower bounding techniques for the $(m, m+2)$ MHMR outer bound. For a lower bound (or this outer bound) we simply apply equal time duration such that $\Delta_i = \frac{1}{m+2}$, $\forall i$ and find the sum rate. For the upper bound (of the outer bound) we optimize Δ_i 's only for R_a (81) and simply multiply by 2 to obtain an upper bound.

The upper and lower bounds for multiplicative gaps in the very low SNR regime are

$$(m, 2) \text{ DF MABC} : \frac{1}{2m+1} \frac{|h_{\min}|^2}{|h_{\max}|^2} \leq G_L \leq \frac{1}{2m+1} \frac{|h_{\max}|^2}{|h_{\min}|^2} \quad (96)$$

$$(m, 3) \text{ DF TDBC} : \frac{1}{2m} \frac{|h_{\min}|^2}{|h_{\max}|^2} \leq G_L \leq \frac{1}{2m} \frac{|h_{\max}|^2}{|h_{\min}|^2} \quad (97)$$

$$(m, m+2) \text{ DF MHMR} : \frac{1}{2} \frac{|h_{\min}|^2}{|h_{\max}|^2} \leq G_L \leq \frac{1}{2} \frac{|h_{\max}|^2}{|h_{\min}|^2} \frac{m+2}{m+1}. \quad (98)$$

In all protocols except for the $(m, m+2)$ DF MHMR protocol, G_L decreases with m . This may be interpreted as a decline in performance of these protocols with network size. However, for the $(m, m+2)$ DF MHMR protocol, G_L is independent of the size of the network and is the largest of all the presented protocols, from which we may conclude that the $(m, m+2)$ DF MHMR protocol is the best protocol in this channel regime.

TABLE VI
 Δ_i 'S FOR UPPER AND LOWER BOUNDS WHEN $P \rightarrow 0$ ($0 \leq \alpha \leq 1$).

Protocol	$R_{\Sigma}(h_{\min})$
$(m, 2)$ DF MABC	$\Delta_1 = \frac{2m}{2m+1}, \Delta_2 = \frac{1}{2m+1}$
$(m, 2)$ MABC OUT	$\Delta_1 = 0, \Delta_2 = 1$
$(m, 3)$ DF TDBC	$\Delta_1 = \alpha, \Delta_2 = 1 - \alpha, \Delta_3 = 0$
$(m, 3)$ TDBC OUT	$\Delta_1 = 0, \Delta_2 = 0, \Delta_3 = 1$
$(m, m+2)$ DF MHMR	$\Delta_1 = \alpha, \Delta_{m+2} = 1 - \alpha, \Delta_2 = \dots = \Delta_{m+1} = 0$
$(m, m+2)$ MHMR OUT	$\Delta_1 = \dots = \Delta_{m+2} = \frac{1}{m+2}$
Protocol	$R_{\Sigma}(h_{\max})$
$(m, 2)$ DF MABC	$\Delta_1 = \frac{2m}{2m+1}, \Delta_2 = \frac{1}{2m+1}$
$(m, 2)$ MABC OUT	$\Delta_1 = 0, \Delta_2 = 1$
$(m, 3)$ DF TDBC	$\Delta_1 = \alpha, \Delta_2 = 1 - \alpha, \Delta_3 = 0$
$(m, 3)$ TDBC OUT	$\Delta_1 = 0, \Delta_2 = 0, \Delta_3 = 1$
$(m, m+2)$ DF MHMR	$\Delta_1 = \alpha, \Delta_{m+2} = 1 - \alpha, \Delta_2 = \dots = \Delta_{m+1} = 0$
$(m, m+2)$ MHMR OUT	$\Delta_1 = 0, \Delta_i = \left(\frac{m+2-i}{i-1} - \frac{m+1-i}{i} \right) \frac{1}{m+1}$ for $2 \leq i \leq m+1, \Delta_{m+2} = \frac{1}{m+1}$

B. Analytical protocol comparison at asymptotically high SNR

In the very high SNR regime ($P \rightarrow \infty$) $C(x) = \log_2(1+x) \approx \log_2 x$. We use this approximation to derive the achievable sum rates and outer bounds of Section VI at high SNR, for both the DF and AF versions of the protocols. We include the derivation of upper and lower bounds of $(m, 2)$ AF MABC protocol case here as an example. Other cases are similarly derived.

In (46) and (47), we have,

$$R_a < \frac{1}{2}C(\alpha_1 P) \approx \frac{1}{2}(\log P + \log \alpha_1) \quad (99)$$

$$R_b < \frac{1}{2}C(\alpha_2 P) \approx \frac{1}{2}(\log P + \log \alpha_2), \quad (100)$$

where α_1 and α_2 are constants determined by $m, \{|h_{b,r_i}|\}$ and $\{|h_{a,r_i}|\}$. Thus we have,

$$R_{\Sigma} < \log P + \log \alpha_1 \alpha_2. \quad (101)$$

Since α_1 and α_2 are given constants, $R_{\Sigma} \rightarrow \log P + \text{constant}$ as $P \rightarrow \infty$.

The other multiplicative gains are derived similarly; they are summarized in Table VII. The multiplica-

TABLE VII
SUM RATES WHEN $P \rightarrow \infty$. $\{C_i\}$ ARE THE CORRESPONDING CONSTANT TERMS.

Protocol	sum rate
$(m, 2)$ AF MABC	$\log P + C_1$
$(m, 2)$ DF MABC	$\frac{2}{3} \log P + C_2$
$(m, 2)$ MABC OUT	$2 \log P + C_3$
$(m, 3)$ AF TDBC	$\frac{2}{3} \log P + C_4$
$(m, 3)$ DF TDBC	$\log P + C_5$
$(m, 3)$ TDBC OUT	$2 \log P + C_6$
$(m, m+2)$ AF MHMR	$\frac{2}{m+2} \log P + C_7$
$(m, m+2)$ DF MHMR	$\log P + C_8$
$(m, m+2)$ MHMR OUT	$\log P + C_9$

tive gaps in the very high SNR regime are thus

$$(m, 2) \text{ AF MABC} : G_H = \frac{1}{2} \quad (102)$$

$$(m, 2) \text{ DF MABC} : G_H = \frac{1}{3} \quad (103)$$

$$(m, 3) \text{ AF TDBC} : G_H = \frac{1}{3} \quad (104)$$

$$(m, 3) \text{ DF TDBC} : G_H = \frac{1}{2} \quad (105)$$

$$(m, m+2) \text{ AF MHMR} : G_H = \frac{2}{m+2} \quad (106)$$

$$(m, m+2) \text{ DF MHMR} : G_H = 1. \quad (107)$$

From the summary in Table VII the $(m, 2)$ AF MABC, $(m+3)$ DF TDBC and $(m, m+2)$ DF MHMR protocol perform “better” in the very high SNR regime, while the $(m, m+2)$ AF MHMR protocol is the worst. The corresponding optimized Δ_i 's are summarized in Table VIII. These results match the intuition and conclusions that we will draw in the next section on numerical results under very specific channel conditions. Notably, the $(m, m+2)$ DF MHMR protocol achieves a high-SNR multiplicative gap of 1, thus motivating its use at high SNR.

VIII. NUMERICAL ANALYSIS

A. Rate region comparisons with one to two relays

In this section we numerically evaluate the rate regions obtained in the previous section for a variety of parameters, which include the number of relays, the type of relaying (DF or AF), as well as the number

TABLE VIII
 Δ_i 's WHEN $P \rightarrow \infty$ ($0 \leq \alpha \leq 1$).

Protocol	Δ_i 's
($m, 2$) DF MABC	$\Delta_1 = \frac{2}{3}, \Delta_2 = \frac{1}{3}$
($m, 2$) MABC OUT	$\Delta_1 = \alpha, \Delta_2 = 1 - \alpha$
($m, 3$) DF TDBC	$\Delta_1 = \alpha, \Delta_2 = 1 - \alpha, \Delta_3 = 0$
($m, 3$) TDBC OUT	$\Delta_1 = 0, \Delta_2 = 0, \Delta_3 = 1$
($m, m + 2$) DF MHMR	$\Delta_1 = \alpha, \Delta_{m+2} = 1 - \alpha, \Delta_2 = \dots = \Delta_{m+1} = 0$
($m, m + 2$) MHMR OUT	$\Delta_1 = \alpha, \Delta_{m+2} = 1 - \alpha, \Delta_2 = \dots = \Delta_{m+1} = 0$

of hops t and whether these hops are regular. This complements the low and high SNR analysis obtained in the previous section. Specifically, we look at:

- *One relay versus two relays under with DF relaying:* We compare the achievable regions of two single relay protocols (MABC and TDBC) and three two-relay MHMR protocols with DF schemes at low (Fig. 4) and high (Fig. 5) SNRs.
- *DF versus AF relaying:* We compare the regions of DF and AF relaying in the MHMR protocols at low (Fig. 6) and high (Fig. 7) SNRs.

We use the following channel gain matrix ¹:

$$\mathbf{H} = \begin{bmatrix} 0 & 1.2 & 0.8 & 0.2 \\ 1.2 & 0 & 2 & 0.8 \\ 0.8 & 2 & 0 & 1.2 \\ 0.2 & 0.8 & 1.2 & 0 \end{bmatrix} \quad (108)$$

In the DF relaying protocols, the (2,4) MHMR protocol outperforms the other protocols at both low and high SNR. This improved performance may be attributed to this protocol's effective use of side information. During each phase, every node which is not transmitting can receive the current transmission which it may employ as side information to aid decoding during later stages. It may also subtract off the part of the transmission corresponding to the message(s) it already knows. There is naturally a tradeoff between the number of phases and the amount of information broadcasted in each phase. However, as seen by our simulations in this particular channel, the effect of reducing the number of phases to 2 or 3 does not outweigh the effect of broadcasting information.

¹If other channel gains are chosen, the numerical results may change; however some general statements may be made regardless, as supported by the analytical results at low and high SNR.

It is interesting to note that the (1,2) DF MABC and (1,3) DF TDBC protocols may outperform the (2,2) DF MABC and (2,3) DF TDBC protocols in some scenarios. This reveals, as suspected, that using one relay and allocating all transmit power to that single node is sometimes better than using multiple relays with equal power allocated to each of them. However, if we allow power optimization between different subsets of relays then multiple relaying protocols outperform the single relay protocols (dotted lines in Fig. 4 and 5). This reveals that we achieve larger gain if power allocation between the relays participating in the transmission of messages is permitted.

The inner and outer bounds differ for a number of reasons, with the prevailing one being that our inner bounds use a DF scheme. For the MABC scheme using DF relaying, in equations (77)–(80), every relay contributes to enlarging the outer bound regions, while only the subset of relays $\mathcal{A} \cup \mathcal{B}$ are used in determining the achievable regions. At low SNR, when $\mathcal{A} \cup \mathcal{B}$ is relatively small, the gaps, shown in Fig. 6 are larger than the gaps at high SNRs shown in Fig. 7, where the number of relays in $\mathcal{A} \cup \mathcal{B}$ are relatively larger. In addition to simply having more relays contribute to the outer bound regions, their effect is summed up outside of the logarithm for the outer bound, and inside of it for the inner bounds. For example, in the MABC protocol, $R_a \leq \Delta_1 C(\cdot) + \Delta_2 C(\cdot)$ for the outer bound, as opposed to $R_a \leq C(\sum \cdot)$ for the inner bound. Lastly, the achievable rate regions for DF relaying are significantly reduced by the necessity of having all relays decode the message(s) w_a or w_b individually, resulting in the min function which significantly diminishes the region. This requirement to decode all messages is not present in the outer bounds. The inner bounds for the AF relaying schemes are relatively small as (a) noise is carried forward, (b) no power optimization is performed and (c) no phase-length optimization is performed. The inner bounds may be improved through the use of compress and forward relaying [13] or de-noising, which may be able to capture the optimal tradeoff between eliminating the noise while not requiring the messages to be decoded. The exploration of different relaying schemes as well as the analytical impact of different channel gain matrices is left for future work.

In the proposed protocols, the (2,4) DF MHMR protocol achieves the largest rate region in most scenarios. In the high SNR regime, the (2,2) AF MABC protocol may achieve rates slightly better than the (2,4) DF MHMR protocol, as noise amplification is less of an issue. Furthermore, the (2,2) AF MABC protocol outperforms the (2,3) AF TDBC protocol since it employs less phases and the interference is perfectly canceled at each terminal node. However as a general rule, multiple hops with DF relaying is the optimum protocol in this bi-directional half-duplex channel.

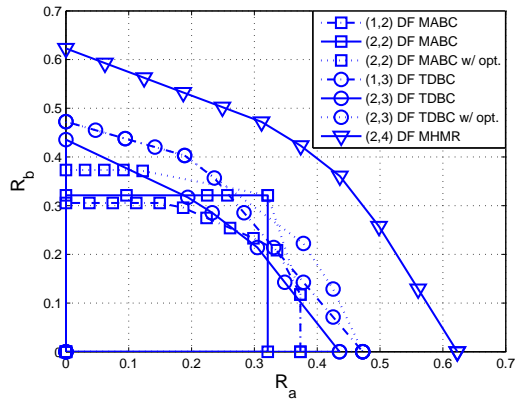


Fig. 4. Comparison of achievable regions between single relay and multiple relays with $P = 0$ dB.

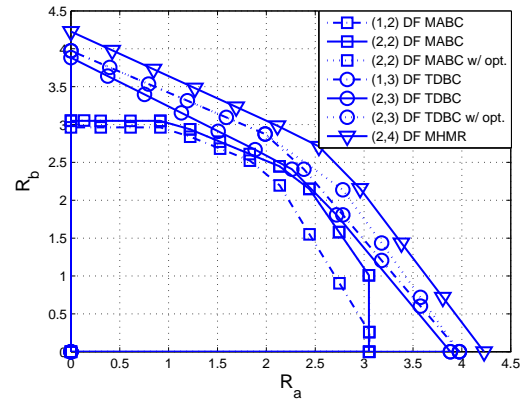


Fig. 5. Comparison of achievable regions between single relay and multiple relays with $P = 20$ dB.

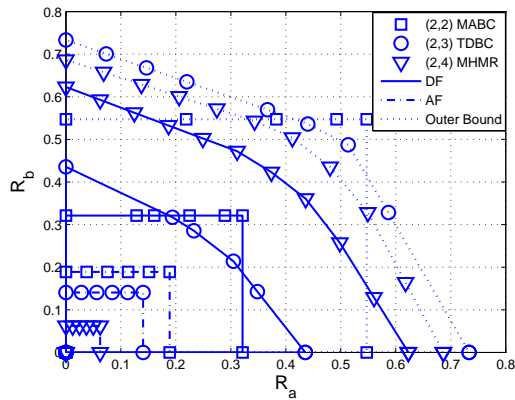


Fig. 6. Comparison of achievable regions of AF and DF and outer bounds with $P = 0$ dB.

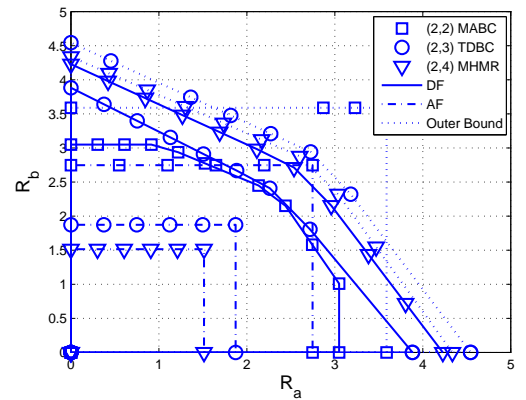


Fig. 7. Comparison of achievable regions of AF and DF and outer bounds with $P = 20$ dB.

B. Rate region comparison with 8 relays on a line.

In this subsection 8 relays are placed on the line between a and b. The distance from a to r_i is $d_{ar} = \frac{i}{9}d_{ab}$ ($1 \leq i \leq 8$). Thus, $d_{br} = (1 - \frac{i}{9})d_{ab}$. We let $h_{ab} = 0.2$ and $|h_{ij}|^2 = k/d_{ij}^{3.8}$ for k constant and a path-loss exponent of 3.8.

In Fig. 8 and 9, the (8,10) DF MHMR protocol dominates the other protocols both in the low SNR and high SNR regime. As we explained in the previous subsection, this may be attributed to the broadcasted side information. While increasing the number of phases means that less information may be transmitted during each time phase, the accumulated side information and improved channel gains (shorter distances) for each hop outweighs these detrimental effects, yielding higher overall rates.

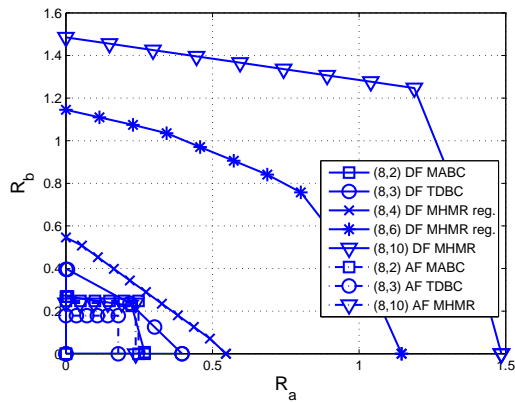


Fig. 8. Comparison of achievable regions with 8 relays on a line with $P = 0$ dB.

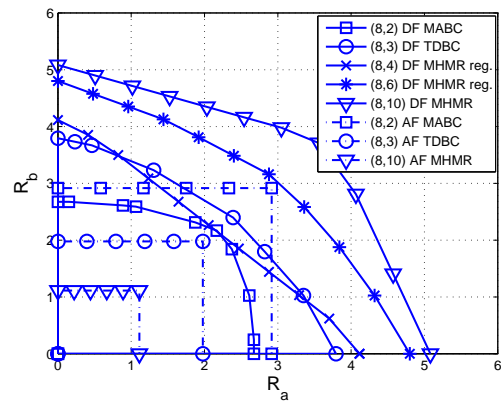


Fig. 9. Comparison of achievable regions with 8 relays on a line with $P = 20$ dB.

In contrast to the DF scheme, the achievable rate region for the AF schemes decreases as the number of hops increases, as the noise is increasingly amplified and carried forward. Similarly, in the low SNR regime (Fig. 8) when the noise is very large to begin with, as expected, the AF schemes performs very poorly.

C. Sum-rate with an increasing number of relays

We consider the same geometric location of the relays as in the previous subsection but increase their number. We compare the optimized sum rates ($R_a + R_b$) of the different relaying schemes.

In Fig. 10 and 11, the $(m, m + 2)$ DF MHMR protocol outperforms the other protocols. Also, with more relays, the $(m, m + 2)$ DF MHMR protocol improves its performance, while the $(m, m + 2)$ AF MHMR protocol's performance deteriorates. The tendency can be seen more significantly in the high SNR regime (Fig. 11).

D. Sum-rate with two relays on a line

We consider the case that two relays r_1 and r_2 are located on a line between a and b. We assume that $0 < d_{ar_1} < d_{ar_2} < d_{ab} = 1$ with path-loss exponent 3.8 and transmit power 0 dB. We plot the sum-rate achieved by the different AF and DF protocols for all values of the $0 < d_{ar_1} < d_{ar_2} < d_{ab} = 1$, resulting in 3-D plots; color is useful in understanding these plots.

From these plots we may conclude that the DF protocols (Fig. 13, 15, 17) generally outperform the AF protocols (Fig. 12, 14, 16). In particular, the DF MHMR protocol (Fig. 17) outperforms all the other

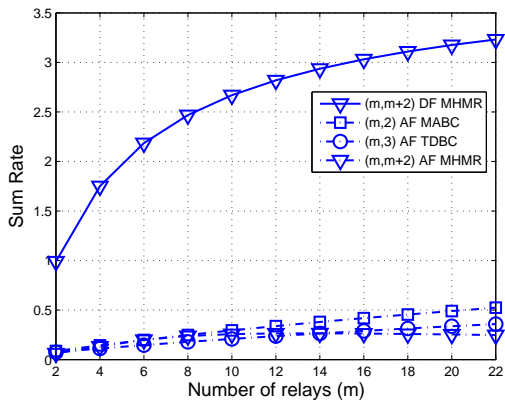


Fig. 10. Comparison of achievable sum rates with $P = 0$ dB.

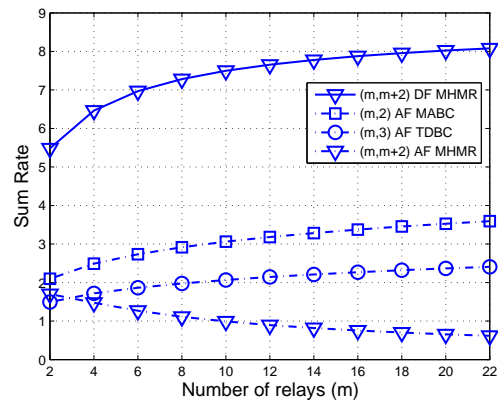


Fig. 11. Comparison of achievable sum rates with $P = 20$ dB.

protocols. This result is consistent with our previous low and high SNR analysis which also indicate that the DF MHMR protocol outperforms the other protocols; the plots here are for more realistic SNR values and range over a large set of channel parameters (i.e. all relay positions on the line). In the MABC and TDBC protocols (Fig. 12, 13, 14, 15), we achieve the largest sum data rate when two relays are located at the middle of a and b . This can be intuitively explained by noting that, since relays have to support the bi-directional information flow, by symmetry, the center of the two terminal nodes should be the optimal position. One interesting observation is that we achieve close to the largest sum rate when one relay is located in the middle of a and b and the other relay is located at any arbitrary position in the DF protocols (Fig. 13, 15). This is because we do not restrict that each relay has to decode both messages; as such, much of performance depends on the relay in the middle, while the other one supports this relay. In the MHMR protocols (Fig. 16, 17) the peak does not occur for relays positioned at the middle of a and b . For example, the largest sum rate is achieved when $(d_{ar_1}, d_{ar_2}) = (0.2, 0.6)$ or $(0.4, 0.8)$. This implies that there exist the non-trivial optimum relay positions for the multi hop relays both in the DF and AF schemes.

IX. CONCLUSION

In this paper, we proposed protocols for the half-duplex bi-directional channel with multiple relays: the $(m, 2)$ MABC protocol, the $(m, 3)$ TDBC protocol and the general (m, t) protocol for m relays and $3 < t \leq m + 2$ phases. We derived achievable rate regions as well as outer bounds for 3 half-duplex bi-directional multiple relay protocols with decode and forward relays. We compared these regions to

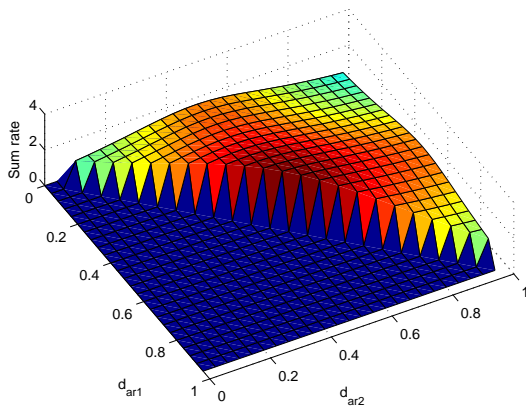


Fig. 12. achievable sum rates of the $(2, 2)$ AF MABC protocol with $P = 0$ dB.

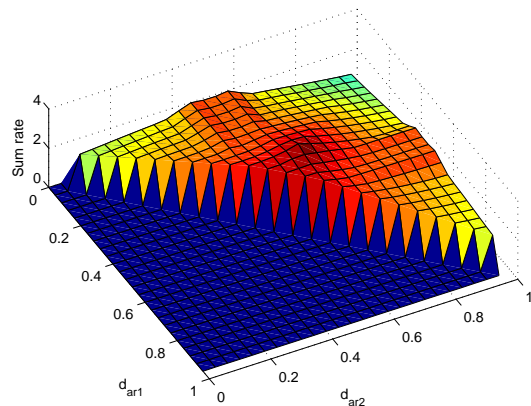


Fig. 13. achievable sum rates of the $(2, 2)$ DF MABC protocol with $P = 0$ dB.

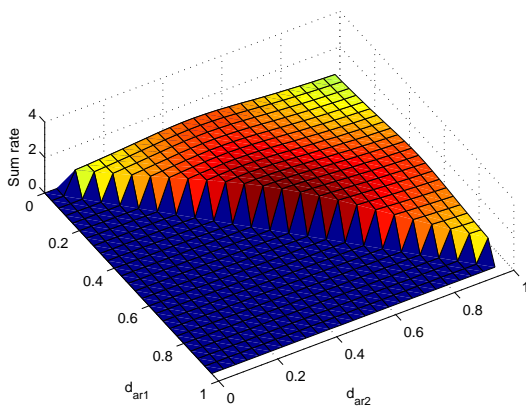


Fig. 14. achievable sum rates of the $(2, 4)$ AF TDBC protocol with $P = 0$ dB.

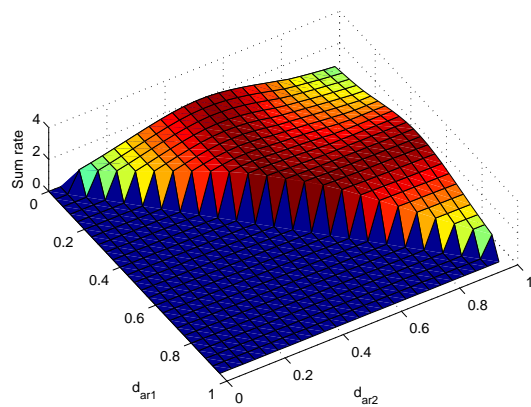


Fig. 15. achievable sum rates of the $(2, 3)$ DF TDBC protocol with $P = 0$ dB.

those achieved by the same protocols with amplify and forward relays in the Gaussian noise channel.

Numerical evaluations suggest that the $(m, m+2)$ DF MHMR protocol achieves the largest rate region under simulated channel conditions. An analytical comparison of the protocols in the very high and low SNR regimes indicates that the $(m, m+2)$ DF MHMR protocol outperforms – from a sum-rate perspective – the other protocols. As expected, for a low number of hops or at high SNR AF relaying protocols perform well, but it rapidly degrades when the number of hops is increased or the SNR is decreased.

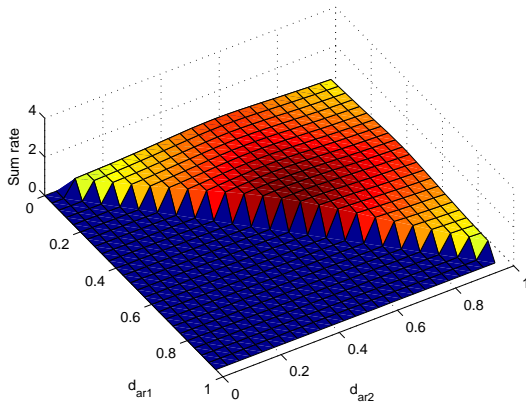


Fig. 16. achievable sum rates of the (2, 4) AF MHRM protocol with $P = 0$ dB.

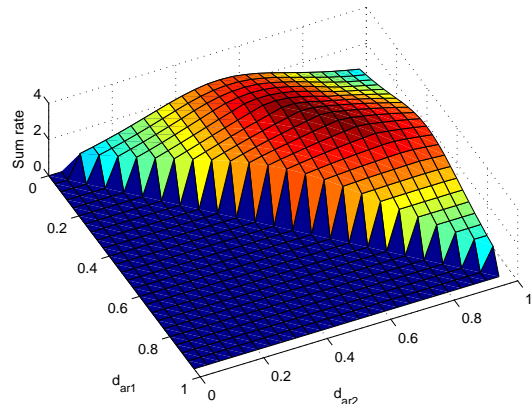


Fig. 17. achievable sum rates of the (2, 4) DF MHRM protocol with $P = 0$ dB.

APPENDIX A

PROOF OF THEOREM 5

Random code generation: For simplicity of exposition, we take $|Q| = 1$ and therefore consider distributions $p^{(1)}(x_a)$, $p^{(2)}(x_b)$, $p^{(3)}(x_{\mathcal{A} \cap \mathcal{B}})$, $p^{(3)}(x_{\mathcal{A} \setminus \mathcal{B}})$ and $p^{(3)}(x_{\mathcal{B} \setminus \mathcal{A}})$. First we generate random $(n \cdot \Delta_{1,n})$ -length sequences $\mathbf{x}_a^{(1)}(w_a)$ and $(n \cdot \Delta_{2,n})$ -length sequences $\mathbf{x}_b^{(2)}(w_b)$ i.i.d. according to $p^{(1)}(x_a)$ and $p^{(2)}(x_b)$ respectively. We also generate random $(n \cdot \Delta_{3,n})$ -length sequences $\mathbf{x}_{\mathcal{A} \cap \mathcal{B}}^{(3)}(w_r)$ with $w_r \in \mathbb{Z}_L$ ($L = \max(\lfloor 2^{nR_a} \rfloor, \lfloor 2^{nR_b} \rfloor)$), $\mathbf{x}_{\mathcal{A} \setminus \mathcal{B}}^{(3)}(w_a)$ and $\mathbf{x}_{\mathcal{B} \setminus \mathcal{A}}^{(3)}(w_b)$, according to $p^{(3)}(x_{\mathcal{A} \cap \mathcal{B}})$, $p^{(3)}(x_{\mathcal{A} \setminus \mathcal{B}})$ and $p^{(3)}(x_{\mathcal{B} \setminus \mathcal{A}})$ respectively.

Encoding: During phase 1, the encoder of node a sends the codeword $\mathbf{x}_a^{(1)}(w_a)$. Node b similarly sends the codeword $\mathbf{x}_b^{(2)}(w_b)$ in phase 2. Relays in $\mathcal{A} \cap \mathcal{B}$ estimate \hat{w}_a and \hat{w}_b after phase 1 and 2 using jointly typical decoding, then construct $w_r = \hat{w}_a \oplus \hat{w}_b$ in \mathbb{Z}_L and send $\mathbf{x}_{\mathcal{A} \cap \mathcal{B}}^{(3)}(w_r)$ during phase 3. Likewise relays in $\mathcal{A} \setminus \mathcal{B}$ (resp. $\mathcal{B} \setminus \mathcal{A}$) estimate \hat{w}_a (resp. \hat{w}_b) after phase 1 (resp. phase 2) and send $\mathbf{x}_{\mathcal{A} \setminus \mathcal{B}}^{(3)}(\hat{w}_a)$ (resp. $\mathbf{x}_{\mathcal{B} \setminus \mathcal{A}}^{(3)}(\hat{w}_b)$).

Decoding: a estimates \tilde{w}_b after phase 3 if $(\mathbf{x}_b^{(2)}(\tilde{w}_b), \mathbf{y}_a^{(2)}) \in A^{(2)}(X_b Y_a)$ and $(\mathbf{x}_{\mathcal{A} \cap \mathcal{B}}^{(3)}(w_a \oplus \tilde{w}_b), \mathbf{x}_{\mathcal{B} \setminus \mathcal{A}}^{(3)}(\tilde{w}_b), \mathbf{y}_a^{(3)}) \in A^{(3)}(X_{\mathcal{B}} Y_a)$. Otherwise an error is declared. In \mathcal{B} , there are two different messages $w_r (= w_a \oplus w_b) \in \mathcal{A} \cap \mathcal{B}$ and $w_b \in \mathcal{B} \setminus \mathcal{A}$. However, since a knows w_a as side information w_r is equivalent to w_b for a. Similarly, b decodes \tilde{w}_a after phase 3.

Error analysis:

$$P[E_{b,a}] \leq P[E_{\{b\}, \mathcal{B}}^{(2)} \cup E_{\{b\} \cup \mathcal{B}, \{a\}}^{(3)}] \quad (109)$$

$$\leq P[E_{\{\mathbf{b}\},\mathcal{B}}^{(2)}] + P[E_{\{\mathbf{b}\}\cup\mathcal{B},\{\mathbf{a}\}}^{(3)}|\bar{E}_{\{\mathbf{b}\},\mathcal{B}}^{(2)}] \quad (110)$$

$$P[E_{\{\mathbf{b}\},\mathcal{B}}^{(2)}] \leq \sum_{r \in \mathcal{B}} P[E_{\mathbf{b},r}^{(2)}] \quad (111)$$

$$\leq \sum_{r \in \mathcal{B}} P[\bar{D}^{(2)}(\mathbf{x}_{\mathbf{b}}(w_{\mathbf{b}}), \mathbf{y}_r)] + 2^{nR_{\mathbf{b}}} 2^{-n \cdot \Delta_{2,n}(I(X_{\mathbf{b}}^{(2)}; Y_r^{(2)}) - 3\epsilon)} \quad (112)$$

$$P[E_{\{\mathbf{b}\}\cup\mathcal{B},\{\mathbf{a}\}}^{(3)}|\bar{E}_{\{\mathbf{b}\},\mathcal{B}}^{(2)}] \leq P[\bar{D}^{(2)}(\mathbf{x}_{\mathbf{b}}(w_{\mathbf{b}}), \mathbf{y}_{\mathbf{a}})] + P[\bar{D}^{(3)}(\mathbf{x}_{\mathcal{A} \cap \mathcal{B}}(w_{\mathbf{a}} \oplus w_{\mathbf{b}}), \mathbf{x}_{\mathcal{B} \setminus \mathcal{A}}(w_{\mathbf{b}}), \mathbf{y}_{\mathbf{a}})] + \\ P[\cup_{\tilde{w}_{\mathbf{b}} \neq w_{\mathbf{b}}} D^{(2)}(\mathbf{x}_{\mathbf{b}}(\tilde{w}_{\mathbf{b}}), \mathbf{y}_{\mathbf{a}}) \cap D^{(3)}(\mathbf{x}_{\mathcal{A} \cap \mathcal{B}}(w_{\mathbf{a}} \oplus \tilde{w}_{\mathbf{b}}), \mathbf{x}_{\mathcal{B} \setminus \mathcal{A}}(\tilde{w}_{\mathbf{b}}), \mathbf{y}_{\mathbf{a}})] \quad (113)$$

$$\leq 2\epsilon + 2^{nR_{\mathbf{b}}} 2^{-n(\Delta_{2,n}I(X_{\mathbf{b}}^{(2)}; Y_{\mathbf{a}}^{(2)}) + \Delta_{3,n}I(X_{\mathcal{B}}^{(3)}; Y_{\mathbf{a}}^{(3)}) - 6\epsilon)} \quad (114)$$

Since $\epsilon > 0$ is arbitrary, the conditions of Theorem 5 and the AEP property will guarantee that the right hand sides of (112) and (114) vanish as $n \rightarrow \infty$. Similarly, $P[E_{\mathbf{a},\mathbf{b}}] \rightarrow 0$ as $n \rightarrow \infty$. By Fenchel-Bunt's extension of Carathéodory theorem in [10], it is sufficient to restrict $|\mathcal{Q}| \leq 2$.

APPENDIX B

PROOF OF THEOREM 6

Random code generation: $\mathbf{a}(= r_0)$ and $\mathbf{b}(= r_{m+1})$ divide $w_{\mathbf{a}}$ and $w_{\mathbf{b}}$ into B blocks respectively. Then \mathbf{a} has a message set $\{w_{\mathbf{a},(0)}, w_{\mathbf{a},(1)}, \dots, w_{\mathbf{a},(B-1)}\}$ and \mathbf{b} has a message set $\{w_{\mathbf{b},(0)}, w_{\mathbf{b},(1)}, \dots, w_{\mathbf{b},(B-1)}\}$. We generate random $(n \cdot \Delta_{(m+2-i),n})$ -length sequences $\mathbf{x}_{r_i}^{(m+2-i)}(w_r)$ with $w_r \in \mathbb{Z}_L$ ($L = \max(\lfloor 2^{nR_{\mathbf{a}}} \rfloor, \lfloor 2^{nR_{\mathbf{b}}} \rfloor)$), according to $p^{(m+2-i)}(x_{r_i})$ for $i \in [0, m+1]$.

Encoding: We divide the total time period into $B + m$ time slots. Each time slot consists of $m + 2$ phases. Node \mathbf{a} transmits $\mathbf{x}_{\mathbf{a}}^{(m+2)}(w_{\mathbf{a},(j-1)})$ during slot j and phase $m + 2$, where $j \in [1, B]$ and node \mathbf{b} transmits $\mathbf{x}_{\mathbf{b}}^{(1)}(w_{\mathbf{b},(j-m-1)})$ during slot j and phase 1, where $j \in [m+1, B+m]$. Intermediate node r_i ($i \in [1, m]$) transmits $\mathbf{x}_{r_i}^{(m+2-i)}(w_{r_i,(j)})$ during slot j and phase $m + 2 - i$, where $j \in [1, B+m]$ and $i \in [1, m]$. $w_{r_i,(j)}$ is defined as follows:

$$w_{r_i,(j)} := \begin{cases} \tilde{w}_{\mathbf{a},(j-i-1)} \oplus \tilde{w}_{\mathbf{b},(j-m-1)}, & (1 \leq j-i \leq B, m+1 \leq j \leq B+m) \\ \tilde{w}_{\mathbf{a},(j-i-1)}, & (1 \leq j-i \leq B, 1 \leq j \leq m) \\ \tilde{w}_{\mathbf{b},(j-m-1)}, & (j-i > B, m+1 \leq j \leq B+m) \\ \emptyset, & (1 > j-i, 1 \leq j \leq m) \end{cases} \quad (115)$$

Decoding: After slot j and phase $(m + 2 - i)$, r_{i+1} decodes $\tilde{w}_{\mathbf{a},(j-i-1)}$ using i independent message lists $L_{r_0, r_{i+1}}^{(m+2)}, \dots, L_{r_i, r_{i+1}}^{(m+2-i)}$, when $j \in [i, B+i-1]$. $L_{i,j}^{(\ell)}$ is defined as the set of the messages $w_{i,j}$ whose codewords $\mathbf{x}_i^{(\ell)}(w_{i,j})$ are jointly typical with $\mathbf{y}_j^{(\ell)}$ in phase ℓ , i.e., $L_{i,j}^{(\ell)} := \{w_{i,j} | (\mathbf{x}_i^{(\ell)}(w_{i,j}), \mathbf{y}_j^{(\ell)}) \in$

$A^{(\ell)}(X_i Y_j)\}$. If there is a unique $\tilde{w}_{a,(j-i-1)}$ in $\cap_{k=0}^i L_{r_k, r_{i+1}}^{(m+2-k)}$, r_{i+1} declares it as the decoded message. Otherwise an error is declared. Similarly, r_{i-1} decodes $\tilde{w}_{b,(j-m-1)}$ using $m+2-i$ independent message lists $L_{r_i, r_{i-1}}^{(m+2-i)}, \dots, L_{r_{m+1}, r_{i-1}}^{(1)}$, when $j \in [m+1, B+m]$. If there is a unique $\tilde{w}_{b,(j-m-1)}$ in $\cap_{k=i}^{m+1} L_{r_k, r_{i-1}}^{(m+2-k)}$, r_{i-1} declares it as the decoded message. However, after phase 1 (resp. phase $m+2$), r_m (resp. r_1) only decodes $\tilde{w}_{b,j}$ (resp. $\tilde{w}_{a,j}$).

Error analysis:

$$P[E_{a,b}] \leq P[\cup_{i=1}^{m+1} E_{\{r_0, \dots, r_{i-1}\}, \{r_i\}}^{(m+3-i)}] \quad (116)$$

$$\leq \sum_{i=1}^{m+1} P[E_{\{r_0, \dots, r_{i-1}\}, \{r_i\}}^{(m+3-i)} | \cap_{j=1}^{i-1} \bar{E}_{\{r_0, \dots, r_{j-1}\}, \{r_j\}}^{(m+3-j)}] \quad (117)$$

for $i \in [1, m+1]$, we have

$$\begin{aligned} & P[E_{\{r_0, \dots, r_{i-1}\}, \{r_i\}}^{(m+3-i)} | \cap_{j=1}^{i-1} \bar{E}_{\{r_0, \dots, r_{j-1}\}, \{r_j\}}^{(m+3-j)}] \\ & \leq \sum_{j=0}^{i-1} P[\bar{D}^{(m+2-j)}(\mathbf{x}_{r_j}(w_{r_j}), \mathbf{y}_{r_i})] + \\ & \quad \sum_{\tilde{w}_a \neq w_a} \prod_{j=0}^{i-1} P[D^{(m+2-i)}(\mathbf{x}_{r_j}(\tilde{w}_a \oplus w_b), \mathbf{y}_{r_i})] \end{aligned} \quad (118)$$

$$\leq i \cdot \epsilon + 2^n R_a 2^{-n(\sum_{j=0}^{i-1} \Delta_{(m+2-j), n} I(X_{r_j}^{(m+2-j)}; Y_{r_i}^{(m+2-j)}) - \epsilon')} \quad (119)$$

Since $\epsilon > 0$ is arbitrary, the conditions of Theorem 6 and the AEP property will guarantee that the right hand side of (119) vanishes as $n \rightarrow \infty$. Similarly, $P[E_{b,a}] \rightarrow 0$ as $n \rightarrow \infty$.

APPENDIX C

PROOF OF THEOREM 10

We use Lemma 8 to prove the Theorem 10. For every $S_R \subseteq \mathcal{R}$, we have 4 kinds of cut-sets, $S_1 = \{a\} \cup S_R$, $S_2 = \{b\} \cup S_R$, $S_3 = \{a, b\} \cup S_R$ and $S_4 = S_R$, as well as two rates R_a and R_b . Also, in the TDBC protocol,

$$Y_a^{(1)} = X_b^{(1)} = X_{\mathcal{R}}^{(1)} = \emptyset \quad (120)$$

$$X_a^{(2)} = Y_b^{(2)} = X_{\mathcal{R}}^{(2)} = \emptyset \quad (121)$$

$$X_a^{(3)} = X_b^{(3)} = Y_{\mathcal{R}}^{(3)} = \emptyset \quad (122)$$

The corresponding outer bounds for a given subset S_R are :

$$S_1 : R_a \leq \Delta_1 I(X_a^{(1)}; Y_{\bar{S}_R}^{(1)}, Y_b^{(1)}) + \Delta_3 I(X_{S_R}^{(3)}; Y_b^{(3)} | X_{\bar{S}_R}^{(3)}) + \epsilon, \quad (123)$$

$$S_2 : R_b \leq \Delta_2 I(X_b^{(2)}; Y_{\bar{S}_R}^{(2)}, Y_a^{(2)}) + \Delta_3 I(X_{S_R}^{(3)}; Y_a^{(3)} | X_{\bar{S}_R}^{(3)}) + \epsilon, \quad (124)$$

The cut-sets S_3 and S_4 yield no constraints. Since $\epsilon > 0$ is arbitrary, (123) and (124) yields the Theorem 10.

REFERENCES

- [1] A. Avestimehr, A. Sezgin, and D. Tse, "Capacity of the two-way relay channel within a constant gap," *European Transactions in Telecommunications*, 2009.
- [2] —, "Capacity region of the deterministic multi-pair bi-directional relay network," in *Proc. IEEE Inf. Theory Workshop*, Volos, Jun. 2009.
- [3] A. Bletsas, A. Khisti, D. Reed, and A. Lippman, "A simple cooperative diversity method based on network path selection," *IEEE J. Select. Areas Commun.*, vol. 24, no. 3, pp. 659–672, Mar. 2006.
- [4] M. Chen and A. Yener, "Interference management for multiuser two-way relaying," in *Proc. Conf. on Inf. Sci. and Sys.*, Princeton, Mar. 2008, pp. 246–251.
- [5] T. Cover and J. Thomas, *Elements of Information Theory*, 2nd ed. New York:Wiley, 2006.
- [6] C.Schnurr, T. Oechtering, and S. Stanczak, "Achievable rates for the restricted half-duplex two-way relay channel," in *Proc. Asilomar Conf. Signals, Systems and Computers*, Nov. 2007.
- [7] H. Ghozlan, Y. Mohasseb, H. E. Gamal, and G. Kramer, "The mimo wireless switch: Relaying can increase the multiplexing gain," 2009. [Online]. Available: <http://arxiv.org/abs/0901.2588>
- [8] D. Gunduz, E. Tuncel, and J. Nayak, "Rate regions for the separated two-way relay channel," in *2008 46th Annual Allerton Conference on Communication, Control, and Computing*, 2008, pp. 1333–1340.
- [9] D. Gunduz, A. Yener, A. Goldsmith, and H. Poor, "The multi-way relay channel," in *Proc. IEEE Int. Symp. Inform. Theory*, Seoul, Jul. 2009, pp. 339–343.
- [10] J. B. Hiriart-Urruty and C. Lemaréchal, *Fundamentals of Convex Analysis*. New York; Springer, 2001.
- [11] C. Ho, R. Zhang, and Y.-C. Liang, "Two-way relaying over OFDM: optimized tone permutation and power allocation," in *Proc. IEEE Int. Conf. Commun.*, Beijing, May 2008.
- [12] S. Katti, S. Gollakota, and D. Katabi, "Embracing wireless interference: Analog network coding," in *ACM SIGCOMM*, Kyoto, Aug. 2007.
- [13] S. J. Kim, N. Devroye, P. Mitran, and V. Tarokh, "Achievable rate regions for bi-directional relaying," Submitted to *IEEE Trans. Inform. Theory*, 2008, <http://arxiv.org/abs/0808.0954>.
- [14] S. J. Kim, N. Devroye, and V. Tarokh, "Bi-directional half-duplex protocols with multiple relays," Submitted to *IEEE Trans. Inform. Theory*, 2007, <http://arxiv.org/abs/0810.1268>.
- [15] S. J. Kim, P. Mitran, and V. Tarokh, "Performance bounds for bi-directional coded cooperation protocols," *IEEE Trans. Inform. Theory*, vol. 54, no. 11, pp. 5235–5241, Nov. 2008.
- [16] S. Kim, N. Devroye, P. Mitran, and V. Tarokh, "Comparison of bi-directional relaying protocols," in *Proc. IEEE Sarnoff Symposium*, Princeton, NJ, Apr. 2008.

- [17] S. Kim, N. Devroye, and V. Tarokh, "A class of bi-directional multi-relay protocols," in *Proc. IEEE Int. Symp. Inform. Theory*, Seoul, Jun. 2009, pp. 349–353.
- [18] S. Kim, P. Mitran, and V. Tarokh, "Performance bounds for bi-directional coded cooperation protocols," in *Proc. 27th International Conference on Distributed Computing Systems Workshops (ICDCSW'07)*, Toronto, Jun. 2007.
- [19] S. Kim, B. Smida, and N. Devroye, "Capacity bounds on multi-pair two-way communication with a base-station aided by a relay," in *Proc. IEEE Int. Symp. Inform. Theory*, Austin, TX, Jun. 2010.
- [20] G. Kramer, M. Gastpar, and P. Gupta, "Cooperative strategies and capacity theorems for relay networks," *IEEE Trans. Inform. Theory*, vol. 51, no. 9, pp. 3037–3063, Sep. 2005.
- [21] P. Larsson, N. Johansson, and K.-E. Sunell, "Coded bi-directional relaying," in *the 5th Scandanavian Workshop on Wireless ad-hoc Networks*, Stockholm, May 2005.
- [22] —, "Coded bi-directional relaying," in *Proc. IEEE Veh. Technol. Conf. - Spring*, 2006, pp. 851–855.
- [23] S. Lim, Y. Kim, A. El Gamal, and S. Chung, "Noisy network coding," <http://arxiv.org/abs/1002.3188>, 2010.
- [24] J. Luo, R. Blum, L. Cimini, L. Greenstein, and A. Haimovich, "Link-failure probabilities for practical cooperative relay networks," in *Proc. IEEE Veh. Technol. Conf. - Spring*, Stockholm, Jun. 2005, pp. 1489–1493.
- [25] R. Madan, N. Mehta, A. Molisch, and J. Zhang, "Energy-efficient cooperative relaying over fading channels with simple relay selection," *IEEE Trans. Wireless Comm.*, vol. 7, no. 8, pp. 3013–3025, Aug. 2008.
- [26] T. J. Oechtering, C. Schnurr, I. Bjelakovic, and H. Boche, "Achievable rate region of a two phase bidirectional relay channel," in *Proc. Conf. on Inf. Sci. and Sys.*, Baltimore, MD, Mar. 2007.
- [27] T. J. Oechtering and H. Boche, "Bidirectional Regenerative Half-duplex Relaying using Relay Selection," *IEEE Transactions on Wireless Communications*, vol. 7, no. 5, pp. 1879–1888, May 2008.
- [28] —, "Piggyback a Common Message on Half-Duplex Bidirectional Relaying," *IEEE Transactions on Wireless Communications*, vol. 7, no. 9, pp. 3397–3406, Sep. 2008.
- [29] T. J. Oechtering, R. F. Wyrembelski, and H. Boche, "Multiantenna Bidirectional Broadcast Channels - Optimal Transmit Strategies," *IEEE Transactions on Signal Processing*, vol. 57, no. 5, pp. 1948–1958, May 2009.
- [30] Y. Oohama, "Gaussian multiterminal source coding," *IEEE Trans. Inform. Theory*, vol. 43, no. 6, pp. 1912–1923, Nov. 1997.
- [31] J. Pooniah and L.-L. Xie, "An achievable rate region for the two-way two-relay channel," in *Proc. IEEE Int. Symp. Inform. Theory*, Jul. 2008, pp. 489–493.
- [32] P. Popovski and H. Yomo, "The anti-packets can increase the achievable throughput of a wireless multi-hop network," in *Proc. IEEE Int. Conf. Commun.*, 2006, pp. 3885–3890.
- [33] —, "Bi-directional amplification of throughput in a wireless multi-hop network," in *Proc. IEEE Veh. Technol. Conf. - Spring*, 2006, pp. 588–593.
- [34] —, "Physical network coding in two-way wireless relay channels," in *Proc. IEEE Int. Conference on Comm.*, Glasgow, Ireland, Jun. 2007.
- [35] B. Rankov and A. Wittneben, "Achievable rate regions for the two-way relay channel," in *Proc. IEEE Int. Symp. Inform. Theory*, Seattle, Jul. 2006, pp. 1668–1672.
- [36] —, "Spectral efficient protocols for half-duplex fading relay channels," *IEEE J. Select. Areas Commun.*, vol. 25, no. 2, pp. 379–389, Feb. 2007.
- [37] C. E. Shannon, "Two-way communications channels," in *4th Berkeley Symp. Math. Stat. Prob.*, Chicago, IL, Jun. 1961, pp. 611–644.

- [38] Y. Song and N. Devroye, "List decoding for nested lattices and applications to relay channels," in *Proc. Allerton Conf. Commun., Control and Comp.*, Monticello, IL, Sep. 2010.
- [39] C. S. T. Oechtering and H. Boche, "Broadcast capacity region of two-phase bidirectional relaying," *IEEE Trans. Inform. Theory*, vol. 54, no. 1, pp. 545–548, Jan. 2008.
- [40] R. Vaze and R. Heath, "Optimal amplify and forward strategy for two-way relay channel with multiple relays," in *Proc. IEEE Inf. Theory Workshop*, Volos, Jun. 2009.
- [41] R. Vaze and R. W. Heath, "On the capacity and diversity-multiplexing tradeoff of the two-way relay channel," 2008. [Online]. Available: <http://arxiv.org/abs/0810.3900?context=cs>
- [42] —, "To code or not to code in multi-hop relay channels," 2008. [Online]. Available: <http://arxiv.org/abs/0805.3164>
- [43] S.-Y. C. W. Nam and Y. Lee, "Capacity of the gaussian two-way relay channel to within 1/2 bit," 2009. [Online]. Available: <http://arxiv.org/abs/0902.2438>
- [44] Y. Wu, P. A. Chou, and S.-Y. Kung, "Information exchange in wireless networks with network coding and physical-layer broadcast," in *Proc. Conf. on Inf. Sci. and Sys.*, Baltimore, MD, Mar. 2005.
- [45] R. Wyrembelski, T. Oechtering, I. Bjelakovic, C. Schnurr, and H. Boche, "Capacity of gaussian MIMO bidirectional broadcast channels," in *Proc. IEEE Int. Symp. Inform. Theory*, Toronto, Jul. 2008, pp. 584–588.
- [46] L. Xie, "Network coding and random binning for multi-user channels," in *Information Theory, 2007. CWIT'07. 10th Canadian Workshop on*, 2007, pp. 85–88.
- [47] C. Yuen, W. Chin, Y.L.Guan, W. Chen, and T. Tee, "Bi-directional multi-antenna relay communications with wireless network coding," in *Proc. IEEE Veh. Technol. Conf. - Spring*, Dublin, May 2007, pp. 1385–1388.