

Stellar wobble caused by a binary system: Can it really be mistaken as an extra-solar planet?

M.H.M. Morais¹ and A.C.M. Correia^{2,3}

¹ Centro de Física Computacional, Universidade de Coimbra, 3004-516 Coimbra, Portugal
e-mail: hmorais@mat.uc.pt

² Departamento de Física, Universidade de Aveiro, Campus de Santiago, 3810-193 Aveiro, Portugal

³ IMCCE, CNRS-UMR8028, Observatoire de Paris, UPMC, 77 avenue Denfert-Rochereau, 75014 Paris, France

Received January 18, 2018; accepted January 18, 2018

ABSTRACT

The traditional method for detecting extra-solar planets relies on measuring a small stellar wobble which is assumed to be caused by a planet orbiting the star. Recently, it has been suggested that a similar stellar wobble could be caused by a close binary system. Here we show that, although the effect of a close binary system can at first sight be mistaken as a planetary companion to the star, more careful analysis of the observational data should allow us to distinguish between the two effects.

Key words. stars: planetary systems – stars: binaries: visual – techniques: radial velocities – methods: observational – celestial mechanics

1. Introduction

Over the past decade up to 290 extra-solar planets were discovered using the wobble method (i.e. measuring the motion of parent star around the planet-star's center of mass). This represents about 95% of the total extra-solar planets known to date¹. However, this is an indirect method in which the presence of a planet is inferred from the detection of the radial velocity variations. Therefore, in cases where the presence of the planet can not be confirmed by other methods we may ask if these variations could be due to another dynamical effect. In particular, when a planet is detected in a system already hosting a companion (such as another planet or a star), we must be cautious when we analyze the data, because different configurations of bodies can lead to similar radial velocity variations.

The present paper is motivated by the work of Schneider & Cabrera (2006) who studied a triple system composed of a binary star system with equal masses orbiting a third star (assumed massless). They concluded that the binary system will cause a wobble in the star's motion that could mimic the presence of a planet companion. Therefore, they suggest that each extra-solar planet detection which relies on the measurement of this wobble must be carefully checked for the presence of possible nearby unresolved binaries.

Unfortunately the study in Schneider & Cabrera (2006) was restricted to the case of binary systems composed of stars with equal masses, while a multitude of three-body configurations can be imagined. In particular, we may wonder about the effect of a giant satellite orbiting an already detected Jupiter-like extra-solar planet. Moreover, the conclusions in Schneider & Cabrera (2006) were derived in the framework of the restricted three-body problem and we may also question the validity of this approximation. Additionally, we found that their work contains several inaccurate conclusions.

Send offprint requests to: A.C.M. Correia, e-mail: correia@ua.pt

¹ The Extrasolar Planets Encyclopedia. <http://exoplanet.eu/>

Our goal is to correctly model the effect of a binary system on a nearby star without making any assumptions on the masses of this triple system. In Sect. 2 we briefly review the wobble method for detecting planets. In Sect. 3 we derive simple expressions for the radial velocity of a star under the presence of a nearby binary system and for the orbital parameters of a planet mimicked by this effect. In Sect. 4 we give some examples of binary systems and present numerical simulations to test the theoretical results. Finally, the last section is devoted to a discussion of the results.

2. The wobble method

We quickly review the wobble method for detecting extra-solar planets (see for instance Hilditch 2001). Assume that we are observing a star with mass M_* , which has a planet companion with mass M_p . A possible observation reference frame is depicted in Fig. 1a where we have the \hat{x} and \hat{z} axes along the line of nodes and the line of sight, respectively. The orbital plane (\hat{i}, \hat{j}) is depicted in Fig. 1b, where $\hat{i} \equiv \hat{x}$. In this last frame the position of the star/planet can be written as

$$\mathbf{r} = X\hat{i} + Y\hat{j} = r \cos(\varpi + f)\hat{i} + r \sin(\varpi + f)\hat{j}, \quad (1)$$

where r is the orbital radius, f the true anomaly, and ϖ the longitude of the perihelium.

Since $\hat{i} \equiv \hat{x}$, the \hat{j} axis is simply obtained with a rotation of the \hat{y} axis by an angle I , the inclination of the orbital plane measured with respect to the plane (\hat{x}, \hat{y}). Thus, we may write $z = Y \sin I$, where z is the position along the \hat{z} axis. The velocity along the line of sight is then

$$\begin{aligned} \dot{z} &= \dot{Y} \sin I \\ &= (\dot{r} \sin(\varpi + f) + r\dot{f} \cos(\varpi + f)) \sin I \\ &= K_z [\cos(\varpi + f) + e \cos \varpi], \end{aligned} \quad (2)$$

where e is the orbital eccentricity and $K_z = n a_p \sin I / \sqrt{1 - e^2}$, with n the mean motion, and a_p the semi-major axis of the orbit.

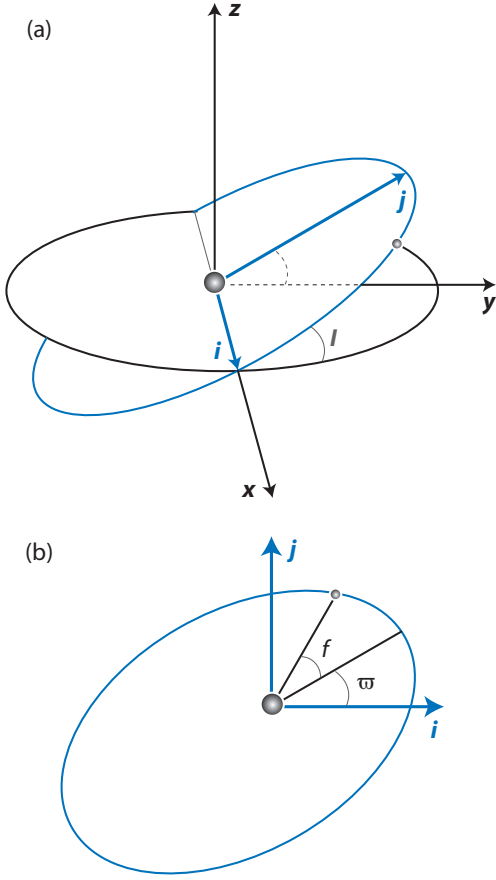


Fig. 1. Reference frames. The plane defined by (\hat{x}, \hat{y}) is the plane of the sky and the \hat{z} axis is along the line of sight. The plane (\hat{i}, \hat{j}) is the orbital plane, ϖ the argument of the perihelium and f the true anomaly. For simplicity we chose the \hat{x} axis along the line of nodes ($\hat{i} \equiv \hat{x}$).

The radial velocity of the star is the projection of the velocity with respect to the center of mass (CM) along the line of sight. In the particular case of a circular orbit, we have $e = 0$ and $f = n$, thus

$$V_r = \frac{M_p}{M_\star + M_p} \dot{z} = K \cos(\varpi + n t), \quad (3)$$

where t is the time and the amplitude

$$K = \frac{M_p}{M_\star + M_p} n a_p \sin I. \quad (4)$$

If we analyze the Fourier spectrum of the star's radial velocity we will see that this will exhibit a peak at the frequency n and the amplitude K provides a lower limit for the planet's mass. This method of detection of extra-solar planets is also known as the wobble method (since the planet causes the star to orbit or wobble about their common CM).

Notice also that when more than one companion to the star is present (another planet or star), the total radial velocity will be given by a sum of the individual contribution from each body, $V_r = \sum_k M_k \dot{z}_k / M_{Tot}$, where $M_{Tot} = M_\star + \sum_k M_k$ is the total mass of the system. The amplitude due to a specific companion is then:

$$K_p = \frac{M_p}{M_\star + \sum_k M_k} n a_p \sin I. \quad (5)$$

3. The model and its predictions

We will work in the framework of the planar general three body problem: we assume that a star with mass M_\star moves in the same orbital plane as the binary system composed of two bodies with masses M_1 and M_2 (Fig. 2).

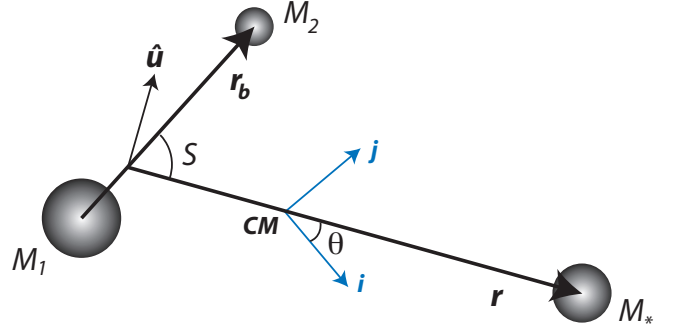


Fig. 2. Jacobi coordinates (r_b, r) . The system is composed by a star with mass M_\star and a binary with masses M_1 and M_2 . We assume co-planar motion and the frame (\hat{i}, \hat{j}) is the same from Fig. 1. \hat{u} is a unit vector normal to r , $S = \angle(r, r_b)$ and $\theta = \angle(\hat{i}, r)$.

3.1. Equations of motion

In order to obtain the equations of motion we will use Jacobi canonical coordinates, which are, respectively, the inter-binary distance, r_b , and the distance, r , from the star M_\star to the binary's CM (see Fig. 2). We will additionally assume that $|r_b| \ll |r|$. Thus, to the second order in $\rho = |r_b|/|r| \ll 1$, the Hamiltonian of the system can be expressed as (e.g. Henrard 1979; Murray & Dermott 1999):

$$H = \frac{1}{2} \frac{|p_b|^2}{\mu} + \frac{1}{2} \frac{|p|^2}{\mu_\star} - G \frac{M_1 M_2}{r_b} - G \frac{M M_\star}{r} - G \frac{M_1 M_2 M_\star}{r M} \rho^2 \frac{1}{2} (3 \cos^2 S - 1), \quad (6)$$

where $M = M_1 + M_2$ is the total mass of the binary, $S = \angle(r, r_b)$,

$$\mu = \frac{M_1 M_2}{M} \quad \text{and} \quad \mu_\star = \frac{M M_\star}{M + M_\star} \quad (7)$$

are the reduced masses and $p_b = \mu \dot{r}_b$ and $p = \mu_\star \dot{r}$ the conjugate momenta of r_b and r , respectively. In this framework, since the Jacobi coordinates are canonical, the equations of motion are easily obtained as

$$\dot{p}_b = -\frac{\partial H}{\partial r_b} \quad \text{and} \quad \dot{p} = -\frac{\partial H}{\partial r}. \quad (8)$$

3.2. Motion of the binary

From Eq.(8) the equation of motion for r_b is

$$\ddot{r}_b = -G \frac{M}{r_b^3} r_b + G \frac{M_\star}{r^3} (3\rho \cos S r - r_b). \quad (9)$$

We can neglect the second term in Eq.(9) if $\rho^3 \ll M/M_\star$, which is always true if we choose a ‘‘stable binary’’, i.e. if $M_1 \geq M_2$, such that

$$\rho = \alpha \left(\frac{M_1}{3M_\star} \right)^{1/3}, \quad (10)$$

where $\alpha \lesssim 0.5$ (Markellos & Roy 1981). Therefore, the 0th order solution for \mathbf{r}_b is a Keplerian ellipse with constant semi-major axis a_b and frequency

$$\omega = \sqrt{\frac{GM}{a_b^3}}. \quad (11)$$

3.3. Motion of the star

From Eq.(8) the equation of motion for \mathbf{r} is

$$\ddot{\mathbf{r}} = -G \frac{(M + M_\star)}{r^3} \times \left[\left(1 + \frac{\mu}{M} \frac{\rho^2}{2} (-3 + 15 \cos^2 S) \right) \mathbf{r} - \frac{\mu}{M} 3\rho \cos S \mathbf{r}_b \right]. \quad (12)$$

We can neglect the 2nd and 3rd terms in Eq.(12) if

$$\rho^2 \frac{\mu}{M} \ll 1. \quad (13)$$

Since $\mu/M \leq 1/4$ and from Eq.(10) $\rho^2 \ll 1$, this is always true. Therefore, the 0th order solution for \mathbf{r} is also a Keplerian ellipse with constant semi-major axis a and frequency

$$\Omega = \sqrt{\frac{G(M + M_\star)}{a^3}}, \quad (14)$$

i.e., the motion of M_\star is to a first approximation a Keplerian orbit about a mass M located at the binary's CM. Furthermore, from Eqs. (11) and (14) we see that in general $\Omega \ll \omega$ since $a_b \ll a$ (this is true unless M_\star becomes too large).

3.4. Stellar wobble

Now, we can obtain an approximation for the relative motion of M_\star by replacing the 0th order approximations for \mathbf{r}_b and \mathbf{r} in Eq.(12). We assume that these 0th order solutions are circular orbits, thus

$$\mathbf{r} = a \hat{\mathbf{r}}, \quad (15)$$

$$\mathbf{r}_b = a_b \cos S \hat{\mathbf{r}} + a_b \sin S \hat{\mathbf{u}}, \quad (16)$$

$$S = S_0 + (\omega - \Omega)t, \quad (17)$$

where $\hat{\mathbf{r}}$ is the versor of \mathbf{r} , $\hat{\mathbf{u}}$ is the unit vector orthogonal to $\hat{\mathbf{r}}$ and S_0 is an initial phase (Fig.2).

In order to compute the radial velocity, we are interested in obtaining the equation of motion for M_\star in barycentric coordinates. The distance of the star to the CM is

$$\mathbf{r}_\star = \frac{M}{M + M_\star} \mathbf{r}. \quad (18)$$

We hence have

$$\ddot{\mathbf{r}}_\star = -G \frac{M}{a^2} \left[\left(1 + \frac{\mu}{M} \rho^2 \left(\frac{3}{4} + \frac{9}{4} \cos 2S \right) \right) \hat{\mathbf{r}} - \frac{\mu}{M} \rho^2 \frac{3}{2} \sin 2S \hat{\mathbf{u}} \right], \quad (19)$$

with $\rho = a_b/a \ll 1$. Notice that if we chose $M_\star = 0$ and $M_1 = M_2$ (binary with equal masses) in Eq.(19) we recover the same equation of motion obtained by Schneider & Cabrera (2006).

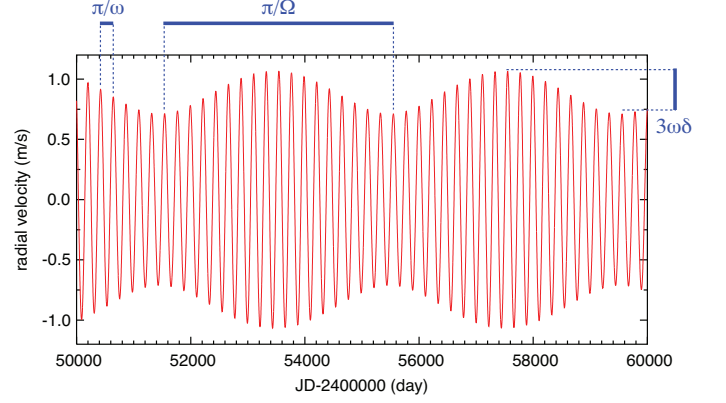


Fig. 3. Radial velocity of a star due to the binary wobble around its own CM (Eq.25). The orbital parameters are from Ex.#3, Tab.4.

In Appendix A we determine the solution to Eq.(19) in the inertial frame $(\hat{\mathbf{i}}, \hat{\mathbf{j}})$ with coordinates $\mathbf{r}_\star = (X, Y)$, that is:

$$\begin{pmatrix} X \\ Y \end{pmatrix} = \begin{pmatrix} a_\star \cos \theta \\ a_\star \sin \theta \end{pmatrix} + \begin{pmatrix} \sin \theta & \cos \theta \\ -\cos \theta & \sin \theta \end{pmatrix} \begin{pmatrix} 3\delta \sin 2S \\ 4.5\delta \cos 2S \end{pmatrix}, \quad (20)$$

with $a_\star \approx aM/(M + M_\star)$, $\theta = \theta_0 + \Omega t$ and

$$\delta = \frac{\mu}{8M} \left(\frac{a_b}{a} \right)^4 a_b. \quad (21)$$

This solution has two components, the first one caused by the motion of the star around the binary's CM and the second one is the stellar wobble caused by the movement of the two bodies of the binary around its own CM.

According to our choice of reference frame (Fig.1), the radial velocity of the star M_\star is given by $V_r = \dot{Y} \sin I$, that is, we can obtain it directly from the Y coordinate. From Eq.(20) we have:

$$Y = a_\star \sin \theta - 3\delta \sin 2S \cos \theta + 4.5\delta \cos 2S \sin \theta, \quad (22)$$

Because $\dot{S} = \omega - \Omega$ and $\dot{\theta} = \Omega$, and since we assume $\Omega \ll \omega$, the velocity along $\hat{\mathbf{y}}$ is then

$$\dot{Y} = a_\star \Omega \cos \theta - 6\omega\delta \cos 2S \cos \theta - 9\omega\delta \sin 2S \sin \theta. \quad (23)$$

The first term in Eq.(23) is due to the slow motion of the star around the binary's CM. The second and third terms are due to the binary wobble. These last two terms can be seen as a composition of two periodic signals, one fast with frequency $2\omega - 2\Omega$ and another much slower with frequency Ω . The global effect of the binary wobble corresponds to a signal of period $\pi/(\omega - \Omega)$ with an amplitude modulation of $3\omega\delta$ and period π/Ω (Fig.3).

3.5. Mimicking a planet

Even though the radial velocity of a star perturbed by a binary system is not given by a single periodic signal (Fig.3), we may ask under what circumstances this signal can be misinterpreted as a planet orbiting the star. We can rewrite Eq.(23) in the same format as Eq.(3), i.e.

$$V_r = K_0 \cos(\theta_0 + \Omega t) + V_r^b, \quad (24)$$

where $K_0 = a_\star \Omega \sin I$ and

$$V_r^b = K_1 \cos(\varpi_1 + n_1 t) + K_2 \cos(\varpi_2 + n_2 t), \quad (25)$$

Table 1. Planets detected in close binary systems and the respective parameters (a_b , M_2) of the stellar companion that can mimic them.

system name	$M_* (M_\odot)$	$M_1 (M_\odot)$	$M_p (M_{\text{Jup}})$	a (AU)	a_p (AU)	$M_2 (M_\odot)$	a_b (AU)	α
GJ 86 A ¹	0.79	~0.5	4.01	~18	0.11	3.4×10^3	2.85	0.27
γ Cep A ²	1.40	0.41	1.60	20.2	2.04	3.81	4.68	0.50
HD 41004 A ³	0.7	0.4	2.54	23	1.31	11.9	5.41	0.41
HD 41004 B ³	0.4	0.7	18.37	23	0.018	4.9×10^5	3.06	0.16
HD 196885 A ⁴	1.33	~0.6	2.96	~23	2.63	2.93	5.78	0.47
HD 19994 A ⁵	1.34	0.3	1.68	~100	1.42	6.2×10^2	17.4	0.41

References: [1] Queloz et al. (2000); Lagrange et al. (2006); [2] Neuhäuser et al. (2007); [3] Zucker et al. (2004); [4] Correia et al. (2008). [5] Mayor et al. (2004).

with

$$K_1 = -\frac{15}{2}\omega\delta \sin I \quad \text{and} \quad K_2 = \frac{3}{2}\omega\delta \sin I, \quad (26)$$

$$n_1 = 2\omega - 3\Omega \quad \text{and} \quad n_2 = 2\omega - \Omega, \quad (27)$$

and

$$\varpi_1 = 2S_0 - \theta_0 \quad \text{and} \quad \varpi_2 = 2S_0 + \theta_0. \quad (28)$$

The 1st term in Eq.(24) represents the slow two-body motion around a body with mass M located at the binary's CM. We recall that we may not know about the presence of the binary (since one or even both components may be unresolved) and this term allows us to identify only a single component.

On the other hand, V_r^b is the radial velocity due to the binary wobble around its own CM and can be identified as two planets on circular orbits around the star. Hence, contrarily to Schneider & Cabrera (2006), we conclude that the stellar wobble caused by the presence of the binary mimics not one, but two planets, although with very close orbital periods. As the two frequencies n_1 and n_2 are very close, in some situations the two signals can be confounded and the observer can erroneously believe to have found a planetary companion to the star.

This will be the case if our instrument is at the limit of its resolution: since $|K_1| = 5|K_2|$, the trace of the second "planet" is harder to detect. Therefore, if our spectral resolution is close to the detection limit of the stellar wobble, we can notice the presence of the first "planet", but we will miss the second one.

By applying Kepler's 3rd law, we obtain for the semi-major axis of this fake planet,

$$a_p = \frac{(GM_\star)^{1/3}}{n_1^{2/3}} \approx \left(\frac{M_\star}{4M}\right)^{1/3} a_b, \quad (29)$$

and for the planet's mass, we replace K_1 from Eq.(26) in Eq.(5):

$$\frac{M_p}{M + M_\star} = \frac{15}{2} \frac{\delta}{a_p} \frac{\omega}{n_1} \approx \frac{15}{32} \frac{\mu}{M} \left(\frac{a_b}{a}\right)^4 \frac{a_b}{a_p}. \quad (30)$$

Notice that when $M_1 = M_2$ our estimate for the planet's mass is different from what was obtained by Schneider & Cabrera (2006). Additionally, we also conclude that the planet evolves in a circular orbit (while $e = 0.745$ from Eq.4 of Schneider & Cabrera 2006).

3.6. Distinguishing between a binary and a planet

The situation described above is very likely and we may expect to interpret erroneously the signal of a binary as a planet. However, the radial velocity wobble produced by a binary

(Eq.25), is different from the radial velocity produced by a single planet (Eq.3) and therefore we may be able to distinguish between the two situations.

Indeed, if we acquire data for long enough time (so that we can constrain well Ω) and if the precision of the instrument is at the limit of detection of the amplitude K_2 , the observer will be able to notice the presence of the two periodic signals n_1 and n_2 (Eq.27) and therefore realize that the star is undergoing the perturbation from a binary and not from a planet.

Since the radial velocity of the binary (Eq.25) is the same as the signal produced by two planets in circular orbits, the observer can also believe that two planets have been found (instead of the binary). However, as long as $\Omega \ll \omega$, the two orbital frequencies n_1 and n_2 are very close and probably the orbits of the two planets cannot be stable.

For higher Ω values, the system may become stable (although the approximation $\Omega \ll \omega$ may not be valid) and the hypothesis of existence of two planets cannot be excluded. Nevertheless, in the case of a binary, the frequencies (n_1 , n_2) and the amplitudes (K_1 , K_2) are not independent (Eqs.27 and 26) and the following relations must be verified:

$$n_2 - n_1 = 2\Omega \quad \text{and} \quad |K_1| = 5|K_2|. \quad (31)$$

3.7. What kind of binary can mimic a planet?

In Sect.3.5 we saw that under some particular conditions, the variations in the star's radial velocity resulting from the binary wobble can be misinterpreted as a planet. Thus, if we detect a planet and we do not know about the presence of the binary system (e.g. if M_2 is unresolved) we can ask the following question: what are the parameters of an hypothetical binary system that can mimic this planet? More precisely, if we know M_\star , M_1 , a , M_p and a_p , what are the values of M_2 and a_b ? These can be obtained by inverting Eqs.(29) and (30):

$$a_b = \frac{(GM)^{1/3}}{(\frac{1}{2}n_1 + \frac{3}{2}\Omega)^{2/3}} \approx \left(\frac{4M}{M_\star}\right)^{1/3} a_p, \quad (32)$$

$$\begin{aligned} \mu \left(1 + \frac{M_\star}{M}\right) &= \frac{16}{15} \frac{n_1}{\omega} \frac{a_p}{a_b} \left(\frac{a}{a_b}\right)^4 M_p \\ &\approx 0.212 \left(\frac{M_\star}{M}\right)^{5/3} \left(\frac{a}{a_p}\right)^4 M_p. \end{aligned} \quad (33)$$

In Table 1 we list all the currently known planets in close binary systems ($a < 100$ AU) and estimate the corresponding companions' parameters (M_2 and a_b) that can mimic that planet. Three of the cases provide unrealistic binary systems with very high values of M_2 . The remaining three cases are acceptable

(γ Cep A, HD 41004 A, and HD 196885 A) but these binary systems are likely to be unstable as α is near the stability limit (see Eq.10). On the other hand, the values of M_2 in these three cases are in the mass range of either black-holes or very bright stars (which should be detectable). Therefore, it is unlikely that these planets can be the result of a binary wobble.

4. Examples

In Sect. 3 we obtained the radial velocity wobble of a star that is perturbed by a binary system. We subsequently derived theoretical expressions that allow us to determine the orbital parameters of a planet that can, in some circumstances, be mimicked by those variations. In this section we will present some concrete examples of binary systems together with the orbital parameters of the planets that they can mimic. We also obtain the amplitude of the peaks in the radial velocity curve since these give an indication of the instrument precision needed to detect the planet and to distinguish between the planet and binary.

4.1. Theory versus numerical integrations

In order to test the theoretical predictions of our model (Sect. 3), we performed some numerical simulations of three-body systems (Tab.4). Here we present in detail a case (Ex.#3, Tab.4) for which the current precision in the radial velocity measurements (~ 1 m/s) could lead to the erroneous announcement of a planet.

The hypothetical system is formed by a triplet of main sequence stars with different spectral types, G, K and M, and masses $M_\star = 1.00 M_\odot$, $M_1 = 0.70 M_\odot$ and $M_2 = 0.35 M_\odot$, respectively. The smaller K and M stars form a binary system on a circular orbit with $a_b = 1.1$ AU. The G-star is in a wider circular orbit around the close binary's CM, with $a = 10$ AU. Note that the M star is much fainter than the K or G stars hence it represents the unresolved component of the binary. We also suppose that the system is co-planar and perpendicular to the line of sight (that is, $\sin I = 1$).

We numerically integrated this stellar system and computed the radial velocity of the G-star, the brightest body in the system. In Table 2 we list 50 simulated observational data points for a time span of about 10.5 years (from Feb. 2004 to Sep. 2014). We supposed that the data was acquired with a precision of ~ 0.8 m/s, identical to the HARPS spectrograph on the ESO 3.6-m telescope at La Silla (Chile), currently the most precise instrument in operation since the beginning of 2004 (Mayor et al. 2003).

From Eq.(11) and Eq.(14) we compute for this system:

$$\frac{2\pi}{\omega} = 411.23 \text{ day} \quad \text{and} \quad \frac{2\pi}{\Omega} = 8067.0 \text{ day} . \quad (34)$$

The observational data do not fully cover the orbital period of the G-star around the binary's CM, but we will be nevertheless able to estimate it, since we are assuming a high level of precision in the data.

According to our model predictions (Sect. 3.5), the radial velocity of the G-star can be decomposed in three sinusoidal terms (Eq.24). One of large amplitude, $K_0 = 6.907$ km/s, but varying slowly with period $2\pi/\Omega$, and the other two terms varying much faster with periods (Eq.27)

$$\frac{2\pi}{n_1} = 222.64 \text{ day} \quad \text{and} \quad \frac{2\pi}{n_2} = 210.99 \text{ day} , \quad (35)$$

and small amplitudes (Eq.26)

$$|K_1| = 0.89 \text{ m/s} \quad \text{and} \quad |K_2| = 0.18 \text{ m/s} . \quad (36)$$

Table 2. Simulated radial-velocity data for a triple system of stars with $M_\star = 1.00 M_\odot$, $M_1 = 0.70 M_\odot$, $M_2 = 0.35 M_\odot$, $a = 10.0$ AU and $a_b = 1.1$ AU. The 50 points are generated for a period of about 10.5 yr.

Julian date [T - 2400000]	RV [km s ⁻¹]	RV error [km s ⁻¹]
53063.	9.0534	0.0014
53093.	9.2167	0.0007
53151.	9.5290	0.0011
53191.	9.7458	0.0010
53207.	9.8315	0.0009
53252.	10.0764	0.0009
53291.	10.2879	0.0015
53435.	11.0649	0.0008
53450.	11.1445	0.0014
53520.	11.5204	0.0007
53564.	11.7537	0.0012
53618.	12.0344	0.0012
53654.	12.2186	0.0009
53809.	13.0006	0.0011
53869.	13.2901	0.0019
53892.	13.3982	0.0009
53934.	13.5962	0.0008
53986.	13.8352	0.0009
54029.	14.0281	0.0011
54161.	14.5877	0.0007
54206.	14.7691	0.0008
54306.	15.1462	0.0007
54349.	15.3000	0.0009
54360.	15.3383	0.0009
54544.	15.9165	0.0010
54570.	15.9898	0.0009
54651.	16.2000	0.0008
54954.	16.7522	0.0007
55000.	16.8023	0.0008
55079.	16.8711	0.0011
55102.	16.8882	0.0019
55309.	16.9182	0.0008
55321.	16.9145	0.0009
55363.	16.8964	0.0008
55415.	16.8640	0.0011
55447.	16.8376	0.0009
55753.	16.3807	0.0007
56030.	15.6524	0.0009
56075.	15.5070	0.0009
56084.	15.4762	0.0017
56132.	15.3149	0.0012
56186.	15.1237	0.0009
56380.	14.3606	0.0008
56460.	14.0186	0.0012
56482.	13.9205	0.0008
56755.	12.6247	0.0019
56774.	12.5278	0.0008
56830.	12.2441	0.0009
56856.	12.1124	0.0008
56920.	11.7809	0.0007

Since the precision of the instrument is supposed to be around 0.8 m/s, it should be able to detect the signal from K_1 , but not from K_2 .

With the 50 data points listed in Table 2 we will now apply the traditional techniques used to search for planets. The orbit of the binary CM introduces large amplitude variations in the radial velocity of the G-star and at first glance we can only detect these variations. Using the iterative Levenberg-Marquardt method (Press et al. 1992), we then first attempt to fit the com-

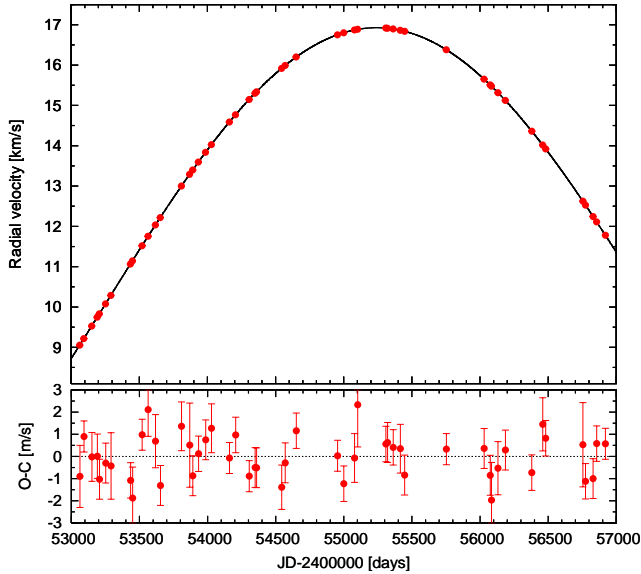


Fig. 4. Radial velocities for the G-star superimposed on a Keplerian orbital solution due to the close binary CM. The remaining residuals are slightly above the precision of the instrument and the observer can suspect of the existence of second companion in the system.

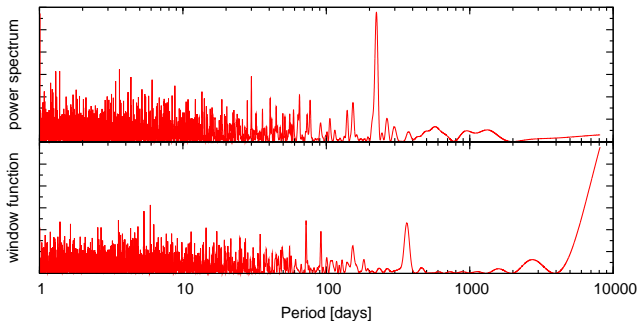


Fig. 5. Frequency analysis (top) and periodogram of the dates (bottom) for residual radial velocities when the contributions from the binary CM is subtracted. An important peak is detected at $P = 223$ day, which can be interpreted as a second body in the system.

plete set of radial velocities with a single orbiting companion in a Keplerian orbit. This fit yields a stellar companion with $P = 8010$ day, $e = 0.002$ and a minimum mass of $1.044 M_{\odot}$ (Fig.4). These parameters correspond very well to the orbit of the G-star around the binary’s CM. The mass determined by the fit is the total mass of the close binary system, $M = M_1 + M_2 = 1.05 M_{\odot}$.

In Figure 4 we plot the radial velocity of the star superimposed on the binary CM orbit and also the velocity residuals after subtracting these long term variations. The precision of the instrument is ~ 1 m/s, but the residuals, although very small, show amplitude variations that can reach almost ± 3 m/s. A trained observer can then suspect for the existence of something else in the data. To check it in a simple way we perform a frequency analysis of the residuals (Fig.5). We can then see an important peak around 223 day, clearly indicating that something else is hidden in the data. We also plot a periodogram of the data, and since there is no peak at the same frequency (there is only a small one around 364 day) we conclude that the signal is true.

Table 3. Orbital parameters for two bodies orbiting the G-star, obtained with a two-Keplerian fit to the observational data.

Param.	[unit]	planet	binary CM
V_0	[km/s]	10.021 ± 0.037	
P	[day]	222.61 ± 1.22	8018.0 ± 32.5
e		0.0486 ± 0.1725	0.0016 ± 0.0002
ω	[deg]	94.04 ± 237.2	280.35 ± 34.93
K	[m/s]	1.07 ± 0.19	6904.6 ± 30.1
T	[JD-2400000]	53839.0 ± 146.9	53471.9 ± 778.0
$a_1 \sin i$	[10^{-3} AU]	0.022	5089
$f(m)$	[$10^{-3} M_{\odot}$]	2.8×10^{-11}	273.5
$m_2 \sin i$	[M_{\oplus}]	20.6	3.5×10^5
$m_2 \sin i$	[M_{\odot}]	6.2×10^{-5}	1.046
a	[AU]	0.719	9.95
rms	[m/s]		0.56
$\sqrt{\chi^2}$			0.51

Errors are given by the standard deviation σ . The orbital period of the outer body is longer than the data acquired and thus we are unable to complete constrain its orbit. The eccentricity and the perihelium of the inner planet are also very badly constrained because we are at the limit of the instrument resolution. Despite all the uncertainties, the adjusted parameters for the planet agree with our model predictions (Sect. 3.5).

We then fit the radial velocities (Tab.2) using a model with two Keplerian orbits. It yields for the planetary companion $P_1 = 222.6$ day, $e = 0.049$ and a minimum mass of $20.6 M_{\oplus}$, while for the binary’s CM we get approximately the same orbital parameters as before (Tab.3). Despite all the uncertainties in the orbital parameters, the use of a second Keplerian orbit is a better approximation than the single Keplerian model, since the velocity residuals drop to $rms = 0.56$ m/s, below the precision of the instrument (they were above 1 m/s before).

In Figure 6 we plot the phase-folded residual radial velocities when the contribution of the binary CM is subtracted. The data is superimposed on the orbital solution of the planetary companion, which really looks like a planet. The remaining $O - C$ is below the precision of the instrument (~ 1 m/s) and therefore we do not find any additional signal in the data. This is confirmed when we perform a frequency analysis of these residuals: no relevant peak is found, and there is no signal around $P_2 = 211$ day, the period for which we expected to see the n_2 frequency (Eq.35).

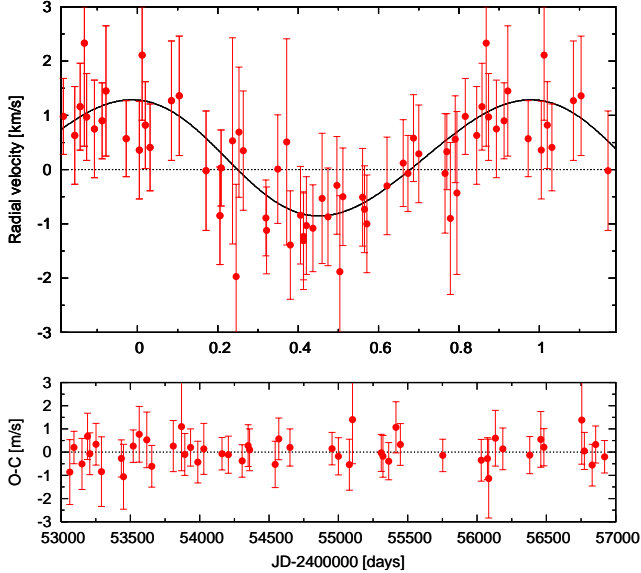
By comparing the numerical determination period of the planet, $P_1 = 222.61 \pm 1.22$ day (Tab.3) with its theoretical estimation $P_1 = 222.64$ day (Eq.35), we see that our prediction was correct. Results for the amplitude are not so good, but still exact since the numerical determination $K_1 = 1.07 \pm 0.19$ m/s (Tab.3) includes within the error bar the theoretical estimation $K_1 = 0.89$ m/s (Eq.36). A better numerical determination could be achieved with identical instrumental precision, but using a larger amount of data points. On the other hand, the amplitude $K_2 = 0.18$ m/s (Eq.36) is lower than $\sigma_{K_1} = 0.19$ m/s (Tab.3), the error bar of K_1 , so there is no hope of determining it with the present experience.

From the numerical values of n_1 and K_1 we can infer the orbital parameters of the planet, $a_p = 0.719 \pm 0.003$ AU and $M_p = 20.6 \pm 3.7 M_{\oplus}$, while the theoretical values were respectively $a_p = 0.719$ AU (Eq.29) and $M_p = 17.3 M_{\oplus}$ (Eq.30). The mass is overestimated because the amplitude K_1 was so.

Now that we know that a binary can mimic a planet, whenever we suspect that a binary can be responsible for the observed

Table 4. Model predictions for different examples of binary systems around a star with $M_\star = M_\odot$.

Ex.	Binary system					Frequencies			Amplitudes		Planet	
	M_1 (M_\odot)	M_2 (M_\odot)	a (AU)	a_b (AU)	α	$2\pi/\Omega$ (yr)	$2\pi/n_1$ (day)	$2\pi/n_2$ (day)	$ K_1 $ (m/s)	$ K_2 $ (m/s)	M_p (M_\oplus)	a_p (AU)
1	1.00	1.00	10.0	1.00	0.114	18.26	137.1	131.7	0.987	0.197	23.90	0.520
2	1.00	1.00	10.0	1.50	0.172	18.26	265.6	246.0	4.081	0.816	123.1	0.809
3	0.70	0.35	10.0	1.10	0.156	22.09	222.6	211.0	0.888	0.178	17.26	0.719
4	1.00	0.10	10.0	1.50	0.210	21.82	363.7	333.3	1.000	0.200	23.47	0.997
5	1.00	0.01	10.0	1.50	0.215	22.30	380.6	348.1	0.114	0.023	2.59	1.028
6	1.00	10^{-3}	10.0	1.50	0.216	22.36	382.5	349.7	0.012	0.002	0.26	1.031
7	10^{-3}	10^{-3}	1.00	0.01	0.114	1.00	4.23	4.13	10^{-5}	10^{-6}	10^{-4}	0.051
8	10^{-3}	10^{-6}	1.00	0.01	0.144	1.00	6.06	5.86	10^{-7}	10^{-8}	10^{-7}	0.065

**Fig. 6.** Phase-folded residual radial velocities when the contribution of the binary CM is subtracted. Data is superimposed on a Keplerian solution with $P = 222.6$ day and $e \approx 0$. The respective residuals as a function of Julian Date are displayed in the lower panel. We see that the remaining $O - C$ is below the precision of the instrument (~ 1 m/s) and therefore we do not expect to find any additional signal in the data.

stellar wobble, we should also provide its parameters. From the values of n_1 and Ω (Tab.3) we can obtain (Eq.27)

$$\frac{2\pi}{\omega} = 411.0 \pm 2.2 \text{ day} \quad \text{and} \quad \frac{2\pi}{\Omega} = 8018 \pm 33 \text{ day}, \quad (37)$$

which are in very good agreement with the true values (Eq.34). The individual masses of the stars in the close binary can also be resolved as well as the semi-major axis. Directly from the fit we have $a = 9.95 \pm 0.03$ AU and $M = 1.046 \pm 0.005 M_\odot$ (Tab.3). Then, using Eqs.(32) and (33) we can respectively obtain

$$a_b = 1.098 \pm 0.006 \text{ AU} \quad \text{and} \quad \mu = 0.275 \pm 0.062 M_\odot. \quad (38)$$

By comparing the above determinations with the true parameters chosen for this system (Ex.#3, Tab.4) we verify that they match quite well. We thus conclude that a two-Keplerian approach of the stellar radial velocity is enough to determine the parameters of the triple system, i.e., we can keep the current software that is used to fit planets to the stellar data and do not need to develop a specific algorithm for binaries. Of course this is only true if we keep a Keplerian approach, the use of a N-body

algorithm will give different results in the case of a planet or a binary.

4.2. Different kinds of binary systems

Now that we have seen that our formulae are correct we will apply them to a wide variety of binary systems' configurations. In Table 4 we see the predictions of the model for several binary systems around a star with $M_\star = M_\odot$. We chose only stable binary systems with $\alpha \ll 0.5$ (see Eq.10).

The first and second examples are the cases studied in Schneider & Cabrera (2006): the star is being perturbed by close equal masses' binaries composed of stars with $1 M_\odot$. In Ex.#1, K_1 is at the current resolution level (~ 1 m/s) while K_2 is 5 times smaller. In this case we may be lead to believe that the star has a planet companion with 1.4 Neptune masses. On the other hand, in Ex.#2 we should be able to detect both K_1 and K_2 ; hence in this case we can conclude that the star's wobble is caused by a binary and not a planet companion.

The third example is the case discussed in the previous section. Here we have a triple system composed of stars with different spectral types. As we saw previously, in this case we can detect the peak with amplitude K_1 , but not the one with amplitude K_2 , and we are lead to believe that the star has a planet companion with about one Neptune mass.

In the fourth example the star is being perturbed by a close hierarchical binary composed of a star with $1 M_\odot$ and another body with $0.1 M_\odot$. We have K_1 at the current resolution level while K_2 is 5 times smaller. Again we are lead to believe that the star has a planet companion with 1.4 Neptune masses.

In the next two examples the binaries are composed of a star with $1 M_\odot$ and a brown-dwarf with $10 M_J$ (Ex.#5) or a planet with $1 M_J$ (Ex.#6). In these cases both peaks are currently undetectable (\sim cm/s) but could be within reach of future observation campaigns like CODEX (Pasquini et al. 2008).

Finally, in the last two examples we have a $1 M_\odot$ star and a binary composed of two Jupiter-sized planets (Ex.#7) and a Jupiter-sized planet and an Earth-sized "satellite" (Ex.#8). In both cases, the inferred values for M_p are too low for planets.

5. Discussion and conclusion

In this paper we studied a triple system composed of a star which we observe and a binary system. Our goal was to decide if the effect of the binary system on the star's center of mass motion could be mistaken as a planet companion to it.

Previous work done by Schneider & Cabrera (2006) suggested that the effect of a star-star system could mimic the presence of a planet companion to the observed star. However, we

found that this is not correct, since a more careful analysis of the observational data should allow us to distinguish between the two effects. Indeed, when there is a close binary system, the Fourier spectrum of the star's radial velocity should exhibit not one but two peaks located at nearby frequencies. This could also indicate the presence of two planets on close orbits, but since these systems are most likely unstable we should be able to reject this hypothesis.

Nevertheless, we saw that it is sometimes possible to mistake (at least temporarily) the effect of a binary system by a planet. This happens when the observations are near the resolution limit so that we can identify the primary peak but not the secondary peak. However, even in this case our estimate for the fake planet's mass differs from that obtained by Schneider & Cabrera (2006).

In this article we obtained tools for distinguishing between the two effects: we estimate the parameters of the binary system that could be mistaken by that planet and check if they are realistic. We recommend that, in future discoveries of planets around stars in binary systems, these formulas should be used in order to exclude the possibility of a false alarm.

We also wanted to evaluate the effect of different types of binary systems on the star's CM motion. In particular, we were interested in star-star, star-planet and planet-satellite systems. We saw that the effect of a star-star system is only significant when this is close to the observed star. For instance, a binary system of dwarf stars at 1 AU from each other and at the distance 10 AU from the observed star causes a wobble on the latter which would be at the current resolution level. We also saw that the effect of a star-planet system is currently undetectable although it is possibly within reach of future observation campaigns. Finally, we saw that the effect of a planet-satellite system is insignificant and should never be mistaken by a planet companion to the observed star as the implied mass would simply be too low.

Our conclusions were established for a triple system of bodies evolving in co-planar and circular orbits. However, it is known that these kind of systems may present eccentric orbits and different mutual inclinations. The inclusion of these two effects may change some of the results presented here.

Appendix A:

We re-write the equation of motion of the star M_\star (Eq.19) using Cartesian coordinates in the (\hat{i}, \hat{j}) frame (see Fig. 1) such that

$$\hat{r} = \cos \theta \hat{i} + \sin \theta \hat{j}, \quad (\text{A.1})$$

$$\hat{u} = -\sin \theta \hat{i} + \cos \theta \hat{j}, \quad (\text{A.2})$$

with

$$\theta = \theta_0 + \Omega t, \quad (\text{A.3})$$

where θ_0 is an initial phase (Fig.2).

Thus we obtain

$$\ddot{X} = -\frac{GM}{a_A^2} \left[\left(1 + \frac{3}{4} \rho^2 \frac{\mu}{M} \right) \cos \theta \right. \quad (\text{A.4})$$

$$\left. + \frac{9}{4} \rho^2 \frac{\mu}{M} \cos 2S \cos \theta + \frac{3}{2} \rho^2 \frac{\mu}{M} \sin 2S \sin \theta \right],$$

$$\ddot{Y} = -\frac{GM}{a_A^2} \left[\left(1 + \frac{3}{4} \rho^2 \frac{\mu}{M} \right) \sin \theta \right. \quad (\text{A.5})$$

$$\left. + \frac{9}{4} \rho^2 \frac{\mu}{M} \cos 2S \sin \theta - \frac{3}{2} \rho^2 \frac{\mu}{M} \sin 2S \cos \theta \right],$$

where $\rho = a_b/a \ll 1$.

In order to solve this set of differential equations we perform the transformation of coordinates

$$\begin{pmatrix} \bar{X} \\ \bar{Y} \end{pmatrix} = \begin{pmatrix} \sin \theta & -\cos \theta \\ \cos \theta & \sin \theta \end{pmatrix} \begin{pmatrix} X - a_\star \cos \theta \\ Y - a_\star \sin \theta \end{pmatrix}, \quad (\text{A.6})$$

with

$$a_\star = \frac{M}{M + M_\star} \left(1 + \frac{3}{4} \rho^2 \frac{\mu}{M} \right) a. \quad (\text{A.7})$$

The set of differential equations becomes

$$\ddot{\bar{X}} - 2\Omega \dot{\bar{Y}} - \Omega^2 \bar{X} = -12\omega^2 \delta \sin 2S, \quad (\text{A.8})$$

$$\ddot{\bar{Y}} + 2\Omega \dot{\bar{X}} - \Omega^2 \bar{Y} = -18\omega^2 \delta \cos 2S, \quad (\text{A.9})$$

with

$$\delta = \frac{\mu}{8M} \left(\frac{a_b}{a} \right)^4 a. \quad (\text{A.10})$$

This admits the solution

$$\bar{X} = \delta_X \sin 2S, \quad (\text{A.11})$$

$$\bar{Y} = \delta_Y \cos 2S, \quad (\text{A.12})$$

where

$$-4(\omega - \Omega)^2 \delta_X + 4\Omega(\omega - \Omega)\delta_Y - \Omega^2 \delta_X = -12\omega^2 \delta, \quad (\text{A.13})$$

$$-4(\omega - \Omega)^2 \delta_Y + 4\Omega(\omega - \Omega)\delta_X - \Omega^2 \delta_Y = -18\omega^2 \delta. \quad (\text{A.14})$$

The solution to Eqs. (A.13) and (A.14) is then

$$\delta_X = 12\delta \frac{4(1 - \beta)^2 + \beta^2 + 6\beta(1 - \beta)}{(4(1 - \beta)^2 - \beta^2)^2}, \quad (\text{A.15})$$

$$\delta_Y = 12\delta \frac{6(1 - \beta)^2 + 3\beta^2/2 + 4\beta(1 - \beta)}{(4(1 - \beta)^2 - \beta^2)^2}. \quad (\text{A.16})$$

with $\beta = \Omega/\omega \ll 1$.

To zero order in β ,

$$\delta_X = 3\delta, \quad (\text{A.17})$$

$$\delta_Y = 4.5\delta, \quad (\text{A.18})$$

hence

$$\begin{pmatrix} X \\ Y \end{pmatrix} = \begin{pmatrix} a_\star \cos \theta \\ a_\star \sin \theta \end{pmatrix} + \begin{pmatrix} \sin \theta & \cos \theta \\ -\cos \theta & \sin \theta \end{pmatrix} \begin{pmatrix} 3\delta \sin 2S \\ 4.5\delta \cos 2S \end{pmatrix}. \quad (\text{A.19})$$

Note that this does not match the solution obtained in Schneider & Cabrera (2006):

- The 2nd term in Eq.(A.19) is rotated by an angle θ .
- The frequency of the 2nd term is $2(\omega - \Omega) \approx 2\omega$ as we assume $\Omega \ll \omega$.
- The expressions for Ω (Eq.14) and a_\star (Eq.A.7) take into account the mass M_\star .

References

- Correia, A. C. M., Udry, S., Mayor, M., et al. 2008, *A&A*, 479, 271
- Henrard, J. 1979, *Celestial Mechanics*, 19, 337
- Hilditch, R. W. 2001, *An Introduction to Close Binary Stars* (Cambridge University Press)
- Lagrange, A.-M., Beust, H., Udry, S., Chauvin, G., & Mayor, M. 2006, *A&A*, 459, 955
- Markellos, V. V. & Roy, A. E. 1981, *Celestial Mechanics*, 23, 269
- Mayor, M., Pepe, F., Queloz, D., et al. 2003, *The Messenger*, 114, 20
- Mayor, M., Udry, S., Naef, D., et al. 2004, *A&A*, 415, 391
- Murray, C. D. & Dermott, S. F. 1999, *Solar System Dynamics* (Cambridge University Press)
- Neuhäuser, R., Mugrauer, M., Fukagawa, M., Torres, G., & Schmidt, T. 2007, *A&A*, 462, 777
- Pasquini, L., Avila, G., Delabre, B., et al. 2008, in *Precision Spectroscopy in Astrophysics*, ed. N. C. Santos, L. Pasquini, A. C. M. Correia, & M. Romaniello, 249–253
- Press, W. H., Teukolsky, S. A., Vetterling, W. T., & Flannery, B. P. 1992, *Numerical recipes in FORTRAN. The art of scientific computing* (Cambridge: University Press, 2nd ed.)
- Queloz, D., Mayor, M., Weber, L., et al. 2000, *A&A*, 354, 99
- Schneider, J. & Cabrera, J. 2006, *A&A*, 445, 1159
- Zucker, S., Mazeh, T., Santos, N. C., Udry, S., & Mayor, M. 2004, *A&A*, 426, 695