

Planar Visibility Counting*

M. Fischer, M. Hilbig, C. Jähn, F. Meyer auf der Heide, and M. Ziegler

Heinz Nixdorf Institute and University of Paderborn, 33095 GERMANY

Abstract. For a fixed virtual scene (=collection of simplices) \mathcal{S} and given observer position \vec{p} , how many elements of \mathcal{S} are weakly visible (i.e. not fully occluded by others) from \vec{p} ? The present work explores the trade-off between query time and preprocessing space for these quantities in 2D: exactly, in the approximate deterministic, and in the probabilistic sense. We deduce the *existence* of an $\mathcal{O}(m^2/n^2)$ space data structure for \mathcal{S} that, given \vec{p} and time $\mathcal{O}(\log n)$, allows to approximate the ratio of occluded segments up to arbitrary constant absolute error; here m denotes the size of the **Visibility Graph**—which may be quadratic, but typically is just linear in the size n of the scene \mathcal{S} . On the other hand, we present a data structure *constructible* in $\mathcal{O}(n \cdot \log(n) + m^2 \cdot \text{polylog}(n)/\ell)$ preprocessing time and space with similar approximation properties and query time $\mathcal{O}(\ell \cdot \log n)$, where $1 \leq \ell \leq n$ is an arbitrary parameter.

1	Motivation and Introduction	1
1.1	Conservative Occlusion Culling	2
1.2	Adaptive Occlusion Culling	2
1.3	Combinatorial Geometry and Randomized Computation	3
1.4	Visibility	3
1.5	Overview	4
2	Exact Visibility Counting	4
2.1	Reverse Painter’s Algorithm	4
2.2	Rotational Sweep	5
2.3	Visibility Space Partition (VSP)	5
2.4	Size of Visibility Space Partitions	6
2.5	Output-Sensitive VSP Calculation	7
2.6	Visibility of One Single Target: Trading Time for Space	9
3	Approximate Visibility Counting	10
3.1	Deterministic Approach: Relaxed VSPs	10
3.2	Random Sampling	13
3.3	The VC-Dimension of Visibility	14
3.4	Main Result	15
4	Visibility in Dimensions > 2	15
4.1	Empirical Evaluation	16
5	Perspectives	16
5.1	Remarks on Lower Bounds	16

1 Motivation and Introduction

Back in the early days of computer graphics, hidden surface removal (and visible surface calculation) was a serious computational problem: for a fixed virtual 3D scene and given observer position, (partition and) select those scene primitives which are (and are fully) visible to the observer.

* Supported by DFG projects Me872/12-1 within SPP 1307 and by Zi1009/1-2. The last author is grateful to CHEONG JI-WON (born OTFRIED SCHWARZKOPF) for the opportunity to visit KAIST.

Because of its importance, this problem has received considerable scientific attention with many suggestions of deep both combinatorial and geometric algorithms for its efficient solution. The situation changed entirely when the (rather unsophisticated) **z-buffer** algorithm became available in common consumer graphics cards: with direct hardware support and massive parallelism (one gate per pixel), it easily outperforms software-based approaches with their (usually huge factors hidden in) asymptotic big-Oh running times [McKe87]. For a fixed resolution, the z-buffer can render scenes of N triangles on-line in time essentially linear in N with a small constant. However even this may be too slow in order to visualize virtual worlds consisting of several hundreds of millions of triangles at interactive frame rates. Computer graphics literature is filled with suggestions of how to circumvent this problem; for example by approximating (in some intuitive, informal sense) the observer’s views. Here, the benefit of a new algorithm is traditionally demonstrated by evaluating it, and comparing it to some previous ‘standard’ algorithm, on few ‘standard’ benchmark scenes and on selected hardware. We on the other hand are interested in algorithms with provable properties, and to this end restrict to

1.1 Conservative Occlusion Culling

Definition 1. *Objects which are hidden to the observer behind (possibly a collection of) other objects may, but need not, be filtered from the stream sent to the rendering hardware, whereas any at least partially visible object must be visualized.*

Here, “conservative” reflects that the rendering algorithm must not affect the visual appearance compared to the brute-force approach of sending all objects to the hardware. Occlusion culling can speed up the visualization particularly of very large scenes (e.g. virtual worlds as in *Second Life* or *World of Warcraft*) where, composed from literally billions of triangles, typically ‘just’ some few millions are actually visible at any instant. Other scenes, or viewpoints within a scene, admit no sensible occlusion; for instance the leaves of a virtual forest naturally do not fully screen sight to the sun or to each other, similarly for CAD scenes of lattice or similar constructions. In such cases, spending computational efforts on occlusion culling is futile and actually bound to a net performance *loss*. Between those extremes, and particularly for an observer moving between occluded and free parts of a large scene, the algorithmic overhead of more or less thoroughly filtering out hidden primitives generally trades off against the benefit in reduced rendering complexity. Put differently: Graphics hardware taking care of the visibility problem anyway opens the chance to hybridize with software performing either coarse (and quick) or careful (and slow) culling and leave the rest to the z-buffer.

1.2 Adaptive Occlusion Culling

It is our purpose is to explore this trade-off and to make algorithms adapt to each specific virtual scene and observer position in order to exploit it in a well-defined and predictable way. To this end we propose so-called *visibility counts* (the number of primitives weakly visible from a given observer position) as a quantitative measure of how densely occluded a rendering frame is, and whether and by how much occlusion culling therefore can be, expected to pay off. For technical reasons employed in Sections 2.6 and later, the formal notion slightly more generally captures the visibility of ‘target’ scenes through ‘occluder’ scenes:

Definition 2 (visibility count). *For a scene $\mathcal{S} = \{S_1, \dots, S_n\}$ of geometric primitives $S_i \subseteq \mathbb{R}^d$, a subset of ‘targets’ $\mathcal{T} \subseteq \mathcal{S}$, and an observer position $\vec{p} \in \mathbb{R}^d$, let*

$$\mathcal{V}(\mathcal{S}, \vec{p}, \mathcal{T}) := \{T \in \mathcal{T} \mid \exists \vec{q} \in T : \forall S \in \mathcal{S} \setminus \{T\} : [\vec{p}, \vec{q}]^\circ \cap S = \emptyset\}$$

and let $V(\mathcal{S}, \vec{p}, \mathcal{T}) := \text{Card} \mathcal{V}(\mathcal{S}, \vec{p}, \mathcal{T})$ denote the number of objects in \mathcal{T} weakly visible (i.e. not fully occluded) from \vec{p} through \mathcal{S} . Here, $[\vec{p}, \vec{q}]^\circ := \{\lambda \vec{p} + (1 - \lambda) \vec{q} : 0 < \lambda < 1\}$ denotes the (relatively open) straight line segment connecting \vec{p} and \vec{q} .

For scenes \mathcal{S} and observer positions \vec{x} with $V(\mathcal{S}, \vec{x}, \mathcal{S}) \ll \text{Card } \mathcal{S}$, occlusion culling is likely to pay off; whereas for $V(\mathcal{S}, \vec{x}, \mathcal{S}) \cong \text{Card } \mathcal{S}$ it is not. Quantitatively we have the following

Hypothesis 3. *Each culling algorithm \mathcal{A} can be assigned a threshold function $\theta_{\mathcal{A}}(n) \in [0, 1]$ such that, for scenes \mathcal{S} and observer positions \vec{x} with visibility ratios $V(\mathcal{S}, \vec{x}, \mathcal{S}) / \text{Card}(\mathcal{S})$ (significantly) beyond $\theta_{\mathcal{A}}(n)$, it yields a net rendering benefit and (significantly) below does not.*

1.3 Combinatorial Geometry and Randomized Computation

Adaptivity constitutes an important issue in Computational Geometry; for instance in the context of Range Searching problems whose running time is preferably *output sensitive*, i.e. of the form $\mathcal{O}(f(n) + k)$ where n denotes the overall number of objects and k those that are actually reported; compare [Chaz86].

Adaptivity is of course a big topic in computer graphics as well. However this entire field, driven by the impetus to quickly visualize (e.g. at 20fps) concrete scenes in newest interactive video games, generally focuses on innovative heuristics and techniques at a tremendous pace. We on the other hand are interested in algorithms with provable properties based on formal and sound analyses and in particular with respect to well-defined measures of adaptivity. This of course calls for an application of computational and combinatorial geometry [BKOS97,Edel87].

Paradigm 4 (Computational Geometry in Computer Graphics). *For interactive visualization of very large virtual scenes of size $N \gtrsim 10^7$, algorithms must run in sublinear time $\mathcal{O}(N^\alpha)$, $\alpha < 1$, using preprocessed data structures of almost linear space $\mathcal{O}(N^{1+\epsilon})$, $\epsilon \ll 1$, provably!*

Here (time and) space complexity refers to the number of (operations on) unit-size real coordinates used (performed) by an algorithm—as opposed to, e.g., rationals of varying bitlength***. Also visibility is considered in the geometric sense (as opposed to e.g. pixel-based notions): point \vec{q} is visible from observer position \vec{p} if both can be connected by an ideal light ray (=straight-line segment not intersecting any other part of the scene), recall Definition 2.

Randomized algorithms are quite common in computer science for their efficiency and implementation simplicity. They have also entered the field of computer graphics. Here these techniques are employed to render only a small random sample of the (typically very large) scene in such a way that it appears similar to the entire scene [WFP*01,KKF*04,WW*06]. Our goal, on the other hand, is to approximate the *count* of visible objects (Definition 2), not their appearance.

1.4 Visibility

Visibility comprises a highly active field of research, both heuristically and in the sound framework of computational geometry [CCSD03]. Particularly the latter has proven combinatorially and algorithmically non-trivial already in the plane [ORou87,Ghos07]. Here the case of (simple) polygons is well studied [CAF07]; and so is point–point, point–segment, and segment–segment visibility for scenes \mathcal{S} of n non-crossing line segments, captured e.g. in the **Visibility Graph** data structure [GhMo91]. Its nodes correspond either to segments or to segment endpoints (or to both: a bipartite graph); and two nodes get joined by an edge if one can partly see the other. Weak segment–segment visibility for instance amounts to the $\mathcal{O}(n^2)$ questions (namly for each pair of segments A and B) of whether there exist points $\vec{a} \in A$ and $\vec{b} \in B$ such that \vec{a} is visible from \vec{b} .

We, too, ask for weak segment visibility; however in our case the observer is not restricted to positions on segments of the scene but may move freely between them. For instance we shall want to efficiently calculate visibility counts for singleton targets $V(\mathcal{S}, \vec{x}, \{T\})$:

Problem 5. Fix a collection \mathcal{S} of non-intersecting segments in the plane and one further segment T . Preprocess (\mathcal{S}, T) into an almost linear (or merely worst-case subquadratic) size data structure such as to decide in sublinear time queries of the following type:

Given $\vec{x} \in \mathbb{R}^2$, is T (partly) visible through \mathcal{S} ?

*** See however Item d) in Section 5 below

Sections 2.1, 2.2, and 2.3 recall two algorithms that meet either the space or the time requirement but not both.

1.5 Overview

An empirical verification of Hypothesis 3 is the subject of an experimentally focused work in progress (see Section 4.1). Our present aim is to explore the complexity of calculating the visibility counts, thus providing rendering algorithms with the information for deciding whether to cull or not. In view of the large virtual scenes and the high frame rates required by applications, we have to consider both computational resources, query time and preprocessing space, simultaneously. Section 2 focuses on the problem of calculating visibility counts exactly, mostly based on the Visibility Space Partition; our main result here is a preprocessing algorithm with output-sensitive running time. Section 3 weakens the problem to approximate calculations: first showing the *existence* of a rather small data structure with logarithmic query time in Section 3.1. However this data structure seems hard to *construct* in reasonable time, therefore Sections 3.2ff consider approaches based on random sampling.

2 Exact Visibility Counting

This section recalls combinatorial worst-case approaches for calculating visibility counts according to Definition 2. Many efficient algorithms are known for visibility *reporting* problems, that is for determining the *view* of an observer [Pocc90]; however since reporting may involve output of linear size, such approaches are generally inappropriate for our goal of *counting* in *sublinear* time. On the other hand, logarithmic time becomes easily feasible when permitting quartic space in the worst-case based on the Visibility Space Partition (VSP). The main result of this section, Theorem 13 yields an output-sensitive time algorithm for computing the VSP of a given set of line segments in the plane.

2.1 Reverse Painter’s Algorithm

Prior to the hardware z-buffer, Painter’s Algorithm was sometimes considered as a means to hidden surface elimination (at least in the 2D case): Draw all objects in back-to-front order, thus making closer ones paint over (and thus correctly cover) those further away. This of course relies on being able to efficiently find such an order: which is easily seen impossible in general unless we ‘cut’ some objects. Now two-dimensional BSP Trees provide a means to find such an order and a way to cut objects appropriately without increasing the overall size too much. We report from [BKOS97, SECTION 12]:

Fact 6. *Given a collection \mathcal{S} of n non-crossing line segments in the plane, a BSP Tree of \mathcal{S} can be constructed in time and space $\mathcal{O}(n \cdot \log n)$.*

Now instead of drawing the cut segments in back-to-front order (relative to the observer), feeding them into an Interval Tree in front-to-back order reveals exactly which of them are weakly visible and which not. Since insertion into an Interval Tree of size n takes time $\mathcal{O}(n \cdot \log n)$ we conclude [TeSe91]:

Lemma 7. *Given a collection \mathcal{S} of n non-crossing line segments in the plane and an observer position $\vec{x} \in \mathbb{R}^2$, $V(\mathcal{S}, \vec{x}, \mathcal{S})$ can be calculated in time $\mathcal{O}(n \cdot \log^2 n)$ and space $\mathcal{O}(n \cdot \log n)$.*

Notice that preprocessing \mathcal{S} into a BSP Tree accelerates the running time ‘only’ by a constant factor.

2.2 Rotational Sweep

One can improve Lemma 7 by a logarithmic factor:

Lemma 8. *Given a collection \mathcal{S} of n non-crossing line segments in the plane and an observer position \vec{x} , $V(\mathcal{S}, \vec{x}, \mathcal{S})$ can be calculated in time $\mathcal{O}(n \cdot \log n)$ and space $\mathcal{O}(n)$.*

Proof. Sketch First mark all segments **invisible**. Then consider the $2n$ endpoints of \mathcal{S} in angular order around \vec{x} while keeping track of the order of the segments according to their proximity to the observer, the closest one thus being **visible**: whenever a new segments starts insert it into an appropriate data structure in time $\mathcal{O}(\log n)$, whenever one ends remove it. Since the initial sorting also takes time $\mathcal{O}(n \cdot \log n)$, we remain within the claimed bounds. \square

Nevertheless the running time still fails to meet Paradigm 4. Also, these approaches seem to offer no way to take advantage of a singleton target for the purpose of Problem 5.

2.3 Visibility Space Partition

Lemmas 7 and 8 work without any, and do not benefit asymptotically from, preprocessing of the fixed scene \mathcal{S} . On the other hand by the so-called **locus approach**—storing *all* visibility counts in a **Visibility Space Partition (VSP)**—they can later be recovered in logarithmic running time [Schi01]:

Lemma 9. *a) For a collection \mathcal{S} of n non-crossing line segments in the plane, there exists a partition of \mathbb{R}^2 into $\mathcal{O}(n^4)$ convex cells such that, for all observer positions $\vec{x} \in C$ within one cell C , $\mathcal{V}(\mathcal{S}, \cdot, \mathcal{S})$ is the same.*

b) The data structure indicated in a) and including for each cell its corresponding visibility count $V(\mathcal{S}, C, \mathcal{S})$ uses storage $\mathcal{O}(n^4 \cdot \log n)$ and can be computed in time $\mathcal{O}(n^5 \cdot \log n)$. Then given an observer position \vec{x} , its corresponding cell C , and the associated visibility count, can be identified in time $\mathcal{O}(\log n)$.

c) When charging only real data and operations (more specifically: If an n -bit string is considered to occupy one memory cell and the union of two of them computable within one step), the above data structure including for each cell its visibility $\mathcal{V}(\mathcal{S}, C, \mathcal{S})$ uses storage $\mathcal{O}(n^4)$ and can be calculated in time $\mathcal{O}(n^4 \cdot \log^2 n)$.

d) Item a) extends to the case of $(d - 1)$ -simplices in d -dimensional space in that the number of convex cells with equivalent observer visibility can be bounded by $\mathcal{O}(n)^{d^2}$.

Proof. a) Draw lines through all $\binom{2n}{2}$ pairs of the $2n$ segment endpoints. It is easy to see that, in order for a near segment to appear in sight, the observer has to cross one of these $\mathcal{O}(n^2)$ lines; compare Lemma 15 below. Hence, within each of the $\mathcal{O}(n^4)$ cells they induce, the subset of segments weakly visible remains the same; compare Figure 1.

b) $\mathcal{O}(n^2)$ lines induce an arrangement of overall complexity, and can be constructed in time $\mathcal{O}(n^4)$ [BKOS97, SECTION 8.3]. The visibility number associated with each cell is bounded by n and hence can be stored using $\mathcal{O}(\log n)$ bits; its calculation according Lemma 8 takes time $\mathcal{O}(n \cdot \log n)$ each. Finally, the planar subdivision induced by the $\mathcal{O}(n^4)$ edges of the arrangement can be turned into a data structure supporting point-location in $\mathcal{O}(\log n)$ [BKOS97, THEOREM 6.8].

c) In the proof to b), constructing the arrangement (i.e. the planar partition into cells) and determining the visibility count of each cell were two separate steps which we now merge using divide-and-conquer: In the first phase calculate the VSP of the first two segments of \mathcal{S} , then that of the next, and so on; in each VSP store, for each cell, the visibility vector, i.e. the 0/1 bitstring recording which segments from \mathcal{S} are visible (1) and which are not (0). In the next phase overlay the first two VSPs of two segments into one of the first four segments, and store for each refined cell the union of the 0/1 bitstrings: thus keeping track of its visibility; similarly for the next two VSPs of the next four segments. Then proceed to VSPs of eight segments each; and so on. We therefore have $\mathcal{O}(\log n)$ phases; and, according to [BKOS97, THEOREM 2.6], the last (as well as each previous) phase takes time $\mathcal{O}(n^4 \cdot \log n)$.

- d) Similarly to the proof of a), consider all dn vertices of the n simplices. Any d -tuple of them induces a hyperplane; and a change in sight requires the observer to cross some of these $N := \binom{nd}{d} \leq \mathcal{O}(n)^d$ hyperplanes. N hyperplanes in d -space induce an arrangement of complexity $\mathcal{O}(N)^d$ [Edel87]. \square

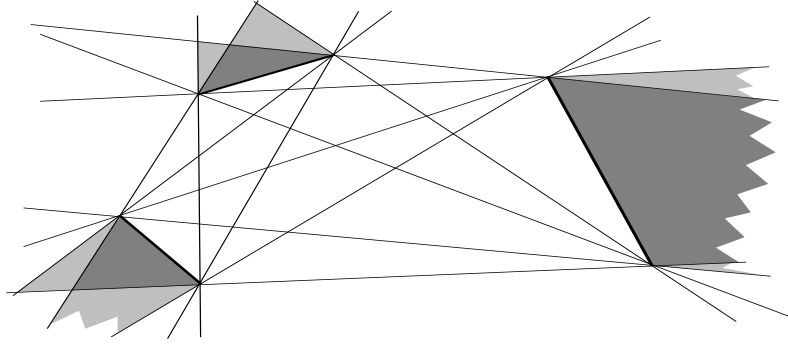


Fig. 1. Visibility Space Partition of three segments: an observer in the dark gray area can see exactly one segment, in the light gray area exactly two, and otherwise all three of them.

2.4 Size of Visibility Space Partitions

Lemma 9a+b) bounds the size of the VSP data structure by order n^4 . It turns out that this bound is sharp in the worst case—but not for many ‘realistic’ examples. This is due to many of the $\Theta(n^2)$ lines employed in the proof of Lemma 9a) inducing unnecessarily fine subdivisions of viewpoint space. In Figure 3a) for instance, the dotted parts are dispensable.

In order to avoid trivialities, we want to restrict to *nondegenerate* segment configurations \mathcal{S} . However this notion is subtle because the lines induced by \mathcal{S} defining the VSP typically *are* degenerate: many (more than two) of them meet in one common (segment end) point.

Definition 10. *A family \mathcal{S} of segments in the plane is nondegenerate if*

- i) any two segments meet only in their common endpoints.*
- ii) No three endpoints share a common line;*
- iii) Any two lines, defined by pairs of endpoints, do meet.*

We have already referred to (and implicitly employed in Lemma 9 a refinement of) the Visibility Space Partition; so here finally comes the formal

Definition 11. *For two non-degenerate collections \mathcal{S} and \mathcal{T} of segments in the plane, partition all viewpoints $\vec{p} \in \mathbb{R}^2$ into classes having equal visibility $\mathcal{V}(\mathcal{S}, \vec{p}, \mathcal{T})$. Moreover let $\text{VSP}(\mathcal{S}, \mathcal{T})$ denote the collection of connected components of these equivalence classes. The size of VSP is the number of line segments forming the boundaries of these components.*

Observe that $\text{VSP}(\mathcal{S}, \mathcal{T})$ indeed constitutes a planar subdivision: a coarsening of the $\mathcal{O}(n^4)$ convex polygons induced by the arrangement of $\mathcal{O}(n^2)$ lines from the proof of Lemma 9a). In fact a class of viewpoints of equal visibility can be disconnected and delimited by very many segments, hence merely counting the number of classes or cells does not reflect the combinatorial complexity. Lemma 9a) and Lemma 12 a) correspond to [Mato02, EXERCISE 6.1.7].

Lemma 12. *a) Even for a singleton target T , there exist a nondegenerate line segment configurations \mathcal{S} such that $\text{VSP}(\mathcal{S}, \{T\})$ has $\Omega(n^4)$ separate connected components.*

- b) To each n , there exists a nondegenerate configuration \mathcal{S} of at least n segments admitting a convex planar subdivision of complexity $\mathcal{O}(n)$ such that, from within each cell, the view to \mathcal{S} is constant; i.e. $\text{VSP}(\mathcal{S}, \mathcal{S})$ has linear size.
- c) The size of $\text{VSP}(\mathcal{S}, \mathcal{S})$ is at most quadratic in the size m of the Visibility Graph of \mathcal{S} (recall Section 1.4).
- d) A data structure as in Lemma 9 can be calculated in time $\mathcal{O}(n \cdot \log n + m^2 \cdot \log^2 n)$ and space $\mathcal{O}(m^2)$.

Since the Visibility Graph itself can have at most quadratically more edges than vertices, Item c) strengthens Lemma 9a). Empirically we have found that a ‘random’ scene typically induces a VSP of roughly quadratic size. This agrees with a ‘typical’ scene to have a linear size Visibility Graph according to [ELPZ07].

Proof (Lemma 12).

- a) Figure 2 is a small modification of [ORou87, FIG. 8.13]. The long bottom line segment T is visible from the upper half iff the observer can peep through two successive gaps simultaneously, i.e. from any position on the $\Theta(n^2)$ stripes but not from the ellipses. When moving from an ellipse to another, T flashes into sight and is then hidden again. There are $\Theta(n^4)$ such ellipses. It is easy to see that this example is combinatorially stable under small perturbation and hence can be made non-degenerate.
- b) Consider Figure 4: Within each cell C of the segment arrangement, all segments are always visible; hence C is also a cell of the VSP. And the exterior of \mathcal{S} gives rise to another 9 VSP cells.
- c) Recall the proof of Lemma 9a); but throw in the observation that crossing the line $L_{\vec{a}, \vec{b}}$ induced by two endpoints \vec{a} and \vec{b} (say, of segments $S_1, S_2 \in \mathcal{S}$, respectively) does not induce a change in visibility if \vec{a} and \vec{b} are occluded from each other by some further segment $S \in \mathcal{S}$: compare Figure 3. Hence it suffices to consider at most as many lines as the the number m of edges in the Visibility Graph; and these induce an arrangement of at most quadratic complexity $\mathcal{O}(m^2)$.
- d) Determine, according to [GhMo91] in time $\mathcal{O}(n \cdot \log n + m)$ —or maybe more practically in time $\mathcal{O}(m \cdot \log n)$ [OvWe88]—the m lines mentioned in Item c); then proceed as in Lemma 9c). \square

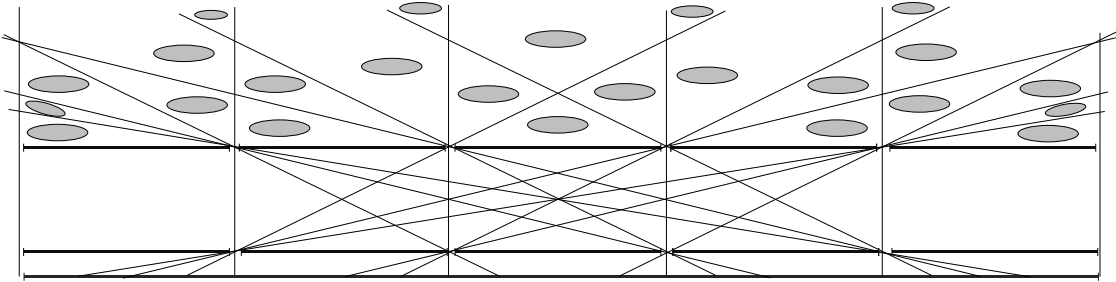


Fig. 2. Example of a segment arrangement whose Visibility Space Partition requires memory of order n^4

2.5 Output-Sensitive VSP Calculation

In view of the large variation of VSP sizes from order n to order n^4 according to Lemma 12, the algorithms indicated in Lemma 9b+c) for their calculation are reasonable only in case of large VSPs. We now present an output-sensitive improvement of Lemma 12d):

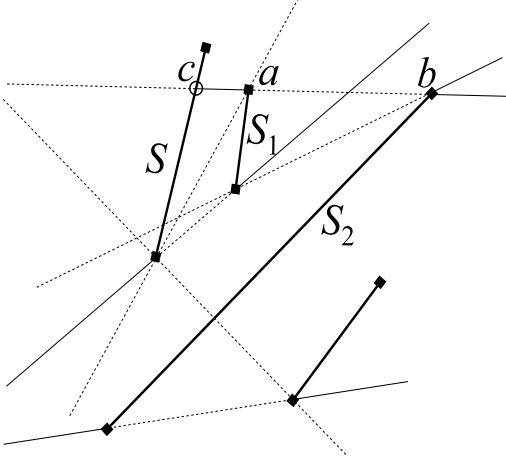


Fig. 3. Visibility does *not* change to an observer crossing the *dotted* (parts of) lines through pairs of segment endpoints.

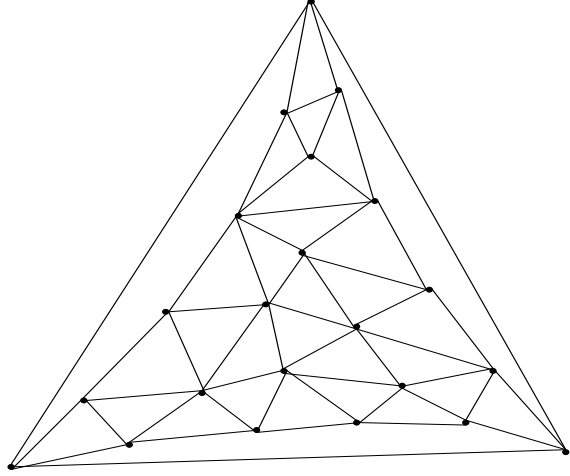


Fig. 4. Example of a segment arrangement whose Visibility Space Partition has only linear size.

Theorem 13. *In 2D, the data structure of Lemma 9a-c) can be computed in time $\mathcal{O}(n^2 \cdot \log n + N \cdot \log n)$ in the sense of (the computational model referred to in) Lemma 9c), where N denotes the combinatorial complexity of $\text{VSP}(\mathcal{S}, \mathcal{S})$.*

Proof. We start as in the proof Lemma 9 with the order n^2 lines induced by all pairs of segment endpoints. Now the idea is to extend Lemma 12c), namely to take into consideration only those *parts* the lines are cut into, which to cross actually changes the visibility. Indeed, these sub-lines constitute the boundaries of the cells of the VSP and therefore determine its complexity.

- i) Take such a line $L_{\vec{a}, \vec{b}}$ passing through segment endpoints \vec{a} and \vec{b} of segments S_1 and $S_2 \in \mathcal{S}$. To an observer crossing $L_{\vec{a}, \vec{b}}$, the visibility can, but need not, change—and we want to determine if and where it does. First observe that the middle part (\vec{a}, \vec{b}) of $L_{\vec{a}, \vec{b}}$ can be disposed off right away (unless \vec{a} and \vec{b} are endpoints of the same segment, but these $\mathcal{O}(n)$ cases give rise to only $\mathcal{O}(n^2)$ combinatorial complexity anyway) because crossing it never changes the visibility; compare Figure 3.

Now consider the two remaining unbounded rays of $L_{\vec{a}, \vec{b}}$, $L_{\vec{a}}$ starting from \vec{a} and $L_{\vec{b}}$ starting from \vec{b} . If, say, $L_{\vec{a}}$ intersects some other segment $S \in \mathcal{S}$ in some point \vec{c} , then traversing the part of $L_{\vec{a}}$ beyond that point does not affect the visibility either, as S_2 is ‘shielded’ from sight by S anyway; again cf. Figure 3. So let $L'_{\vec{a}} := (\vec{a}, \vec{c})$ in this case, $L'_{\vec{a}} := L_{\vec{a}}$ otherwise; and similarly for $L'_{\vec{b}}$.

Now crossing $L'_{\vec{b}}$ at some point may or may not alter the visibility of (at least one of) S_1, S_2, S (the latter being a segment ‘opposite’ to \vec{b} along $L_{\vec{a}, \vec{b}}$) but if it does so, then it does so at *every* point of $L'_{\vec{b}}$. Hence we will either keep the whole $L'_{\vec{b}}$, or drop it entirely; similarly for $L'_{\vec{a}}$.

- ii) Now since those two alternatives—namely keeping or dropping $L'_{\vec{b}}$ —depend only on S_1, S_2, S , they can be distinguished in constant time. Moreover, after $\mathcal{O}(n^2)$ preprocessing time and space for \mathcal{S} , each $L_{\vec{a}, \vec{b}}$ can be decomposed into the two parts $L'_{\vec{a}}$ and $L'_{\vec{b}}$ as the result of a ray shooting query among \mathcal{S} in logarithmic time; see e.g. [Pocc90, THEOREM 3.2].

The line parts L' kept will in general intersect each other. So next cut them into non-intersecting maximal sub-segments. By the above observations, these constitute the boundaries of the VSP. And as a standard segment intersection problem, they can be determined in time $\mathcal{O}(n^2 \cdot \log n + N)$; cf. e.g. [BKOS97, SECTION 2.5].

The resulting (sub-)segments give rise to a planar subdivision. For instance they cannot contain leaf (e.g. degree-1) vertices: circling around such a vertex one way would change the visibility

and the other way would not. Therefore the data structure admitting logarithmic-time point-location in the VSP can be calculated in space $\mathcal{O}(N)$ and time $\mathcal{O}(N \cdot \log n)$, recall [BKOS97, THEOREM 6.8].

- iii) Determining the visibilities as in the proof of Lemma 9b) yields a factor n overhead; and the divide-and-conquer approach of Lemma 9c) seems inapplicable because of the correlations between segments in Step ii), namely cutting off $L_{\vec{a}, \vec{b}}$ induced by S_1, S_2 at the first further segment S hit. On the other hand, each L'_a (and similarly for L'_b) by construction induces a definite change in visibility when crossed: we may presume this information to have been stored with L'_a at the beginning of Step ii). Hence we may start at one arbitrary cell of the arrangement, calculate its visibility according to Lemma 7, and then traverse the rest of the arrangement cell by cell while keeping track of the visibility changes induced by (and stored with) each cell boundary. \square

2.6 Visibility of One Single Target: Trading Time for Space

The query time obtained in Lemma 9 is very fast: logarithmic (i.e. optimally) where, according to Paradigm 4, sublinear suffices. Quite intuitively it should be possible to reduce the memory consumption at the expense of increasing the time bound. We achieve this for the case of one target, that is the decision version of visibility $\vec{x} \mapsto V(\mathcal{S}, \vec{x}, \{T\}) \in \{0, 1\}$:

Theorem 14. *For each $1 \leq \ell \leq n$, Problem 5 can be solved, after $\mathcal{O}(n^4 \cdot \log^2 n / \ell)$ time and space $\mathcal{O}(n^4 / \ell)$ preprocessing, within query time $\mathcal{O}(\ell \cdot \log n)$.*

Such a trade-off result from time to space has become famous in the general context of structural complexity [HPV77]. Note that, obeying sublinear time, we can get arbitrarily close to cubic space—yet remain far from the joint resources consumption of an interval tree (Section 2.1). But first comes the already announced

Lemma 15. *Fix a collection $\mathcal{S} \uplus \{T\}$ of $n + 1$ non-crossing segments in the plane. Let L_1, \dots, L_k denote the $k = \binom{2n+2}{2}$ lines induced by the pairs of endpoints of segments in $\mathcal{S} \cup \{T\}$. For an observer moving in the plane, the weak visibility of T can change only as she crosses*

- either one of the lines L_i intersecting T
- or someline supporting a segment $S \in \mathcal{S}$;

compare Figure 5.

Proof. Standard continuity argument: Let \vec{p} denote the observer’s position and suppose point $\vec{x} \in T$ is visible, i.e. the segment $[\vec{p}, \vec{x}]$ does not intersect and $S \in \mathcal{S}$. Now move \vec{p} until \vec{x} is just about become hidden behind $S \in \mathcal{S}$. Then start moving \vec{x} on T such as to remain visible. Keep moving \vec{p} and adjusting \vec{x} : this is possible (at least) as long as the line through \vec{p} and \vec{x} avoids all endpoints of $\mathcal{S} \cup \{T\}$. \square

Proof (Theorem 14). Consider, as in the proof of Lemma 9, the $\mathcal{O}(n^2)$ lines induced by pairs of segment endpoints of \mathcal{S} . Consider the intersections of these lines with T (if any). Partition T into $\mathcal{O}(\ell)$ sub-segments T_1, \dots, T_ℓ , each intersecting $\mathcal{O}(n^2 / \ell)$ of the above lines. For each piece T_i , take the arrangement \mathcal{A}_i of size $\mathcal{O}((n^2 / \ell + n)^2)$ induced by those lines intersecting T_i and all lines supporting segments from \mathcal{S} . By Lemma 15, within each cell C of \mathcal{A}_i , the weak visibility of T_i is constant (either yes or no) and can be stored with C : Doing so for each \mathcal{A}_i ($1 \leq i \leq \ell \leq n$) and each of the $\mathcal{O}(n^4 / \ell^2 + n^3 / \ell + n^2)$ cells C of \mathcal{A}_i uses memory of order $\mathcal{O}(n^4 / \ell + n^3 + n^2 \ell) = \mathcal{O}(n^4 / \ell)$ as claimed; and corresponding time according to Lemma 9c).

Then, given a query point $\vec{p} \in \mathbb{R}^2$, locating \vec{p} in each arrangement \mathcal{A}_i takes total time $\mathcal{O}(\ell \cdot \log n)$; and yields the answer to whether T_i is weakly visible from \vec{p} or not. Now T itself is of course visible iff some T_i is: a disjunction computable in another $\mathcal{O}(\ell)$ steps. \square

We even can combine Lemma 12d) with Theorem 14 to obtain

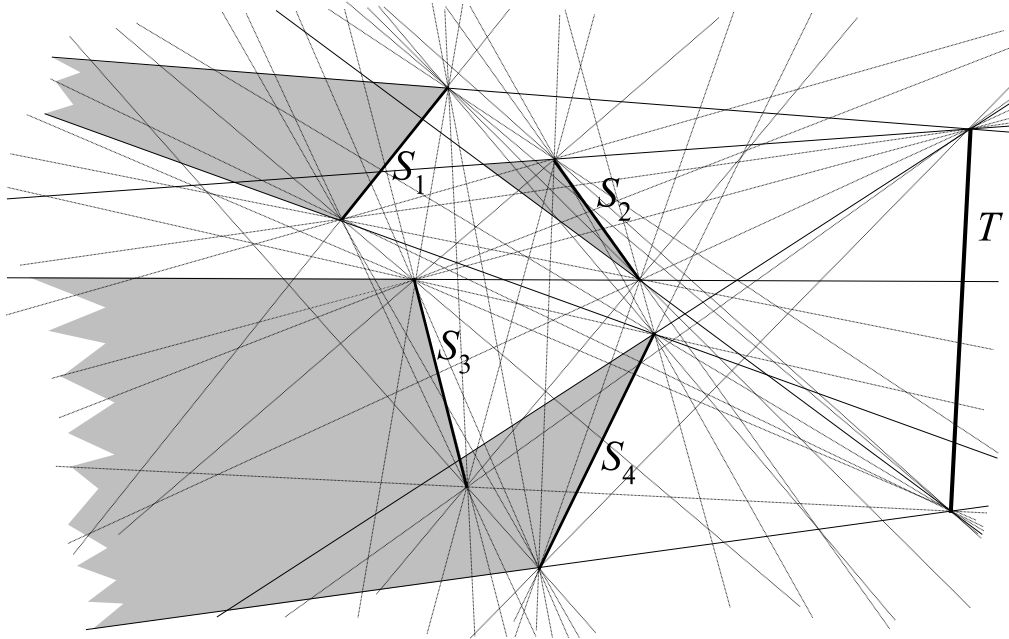


Fig. 5. Regions where segment T is weakly visible through $S = \{S_1, S_2, S_3, S_4\}$ are delimited by lines through endpoints of $S \cup \{T\}$ intersecting T and by the segments themselves.

Scholium 16. For each $1 \leq \ell \leq n$, Problem 5 can be solved, after preprocessing S in $\mathcal{O}(n \cdot \log n + m^2 \cdot \log^2 n / \ell)$ time into an $\mathcal{O}(m^2 / \ell)$ size data structure, within query time $\mathcal{O}(\ell \cdot \log n)$ where m denotes the size (number of edges) of the Visibility Graph of S .

Proof. Instead of considering, and partitioning into ℓ groups, all $\mathcal{O}(n^2)$ lines induced by pairs of segment endpoints, do so only for the $\mathcal{O}(m)$ lines induced by pairs segment endpoints visible to each other. \square

3 Approximate Visibility Counting

Lacking deterministic exact algorithms for calculating visibility counts satisfying both time and space requirements, we now resort to approximations: of $V(S, \vec{x}, S)$ up to prescribable absolute error $k \in \mathbb{N}$ or, equivalently, of the visibility ratio $V(S, \vec{x}, S) / \text{Card}(S)$ up to absolute error $\epsilon = k / \text{Card}(S)$; recall Hypothesis 3.

Remark 17. Relative errors make no sense as there is always a viewpoint \vec{x} with $V(S, \vec{x}, S) = 1$.

Corollary 26, the main result of this section, presents a randomized approximation within sublinear time using almost cubic space in the worst-case and almost linear space in the ‘typical’ one.

3.1 Deterministic Approach: Relaxed VSPs

Visibility space partitions, and the algorithms based upon them, are so memory expensive because they discriminate (i.e. introduces separate arrangement cells for) observer positions whose visibility differs by as little as one; recall Definition 11. It seems that considerably more (time and) space efficient algorithms may be feasible by partitioning observer space into (or merely covering it by) more coarse classes:

Definition 18. Fix $k \in \mathbb{N}$ and collections \mathcal{S} and \mathcal{T} of non-intersecting segments in the plane. Some covering $\{C_1, \dots, C_I\}$ of \mathbb{R}^2 is called a k -relaxed VSP of $(\mathcal{S}, \mathcal{T})$ if

$$\forall 1 \leq i \leq I \forall \vec{p}, \vec{q} \in C_i : \quad V(\mathcal{S}, \vec{p}, \mathcal{T}) - V(\mathcal{S}, \vec{q}, \mathcal{T}) \leq k .$$

In the sequel we shall restrict to k -relaxed VSPs which constitute planar subdivisions (i.e. each C_i being a simple polygon); and refer to their size in the sense of Definition 11.

Indeed, such VSPs allow for locating a given observer position \vec{x} in logarithmic time to yield a cell $C_i \ni \vec{x}$ which, during preprocessing, had been assigned a value $V(\mathcal{S}, \vec{q}, \mathcal{T})$ approximating $V(\mathcal{S}, \vec{x}, \mathcal{T})$ up to absolute error at most k .

Example 19. For $\text{Card}\mathcal{T} \leq k$, the trivial planar subdivision $\{\mathbb{R}^2\}$ is a k -relaxed VSP of $(\mathcal{S}, \mathcal{T})$. In particular the quartic lower size bound of Lemma 12b) applies only to 0-relaxed VSPs but breaks down for $k \geq 1$.

This example suggests that much smaller (e.g. worst-case quadratic) sizes might become feasible when considering k -relaxed VSPs for, say, $k \approx \sqrt{n}$ or even $k \approx n/\log n$. Indeed we have the following lower and upper bounds:

- Proposition 20.** a) For each n, k there exists a non-degenerate family \mathcal{S} of segments in the plane such that any k -relaxed VSP has size at least $n \cdot \lfloor (n-1)/(k+1) \rfloor$.
b) There also exist such families such that any k -relaxed VSP has size at least $\Omega(n^4/k^4)$.
c) Let \mathcal{S} be a non-degenerate family of n segments in the plane and N the size of its VSP. Then there exists a k -relaxed VSP of size $\lfloor N/(k+1) \rfloor$.
d) There also exists a k -relaxed VSP of size $\mathcal{O}(m^2/k^2)$, where m denotes the size of the Visibility Graph of \mathcal{S} .
e) In fixed dimension d , (Definition 18 and) Item c) generalizes to k -relaxed VSPs of size $\mathcal{O}(n^d/k^d)$.

Recall that $N \leq m^2 \leq n^4$, thus leaving quadratic gap between a) and d) for k small; and between b) and d) for k large. Item c) succeeds over d) in cases where N asymptotically does not exceed m^2/k .

Proof. a) Consider Figure 6 with $n = 13$ segments which obviously generalizes to arbitrary n . Moving from segment a along the arrow, each time crossing a dashed line amounts to an increase in visibility from $\{a\}$ via $\{a, b\}$, $\{a, b, c\}$ and so on up to entire \mathcal{S} . Hence to obtain cells of viewpoints with visibility varying by at most k , we must keep at least every $(k+1)$ -st dashed border, that is $\lfloor (n-1)/(k+1) \rfloor$ out of $n-1$. By symmetry, the same argument applies when moving from segment b along the arrow, or from any other segment.

- b) A closer look at Figure 6 reveals it to induce a VSP of size $\Omega(n^4)$: For any segment, there are linearly many separate cones from which it can be seen through the gaps between the other segments; hence we have quadratically many cones, of which almost any two intersect; compare Figure 7, particularly its right part.

Now in order to argue about k -relaxed VSPs, replace in Figure 6 each single segment by k scaled and shifted copies as indicated in the left of Figure 7; that is we now have a scene of size $N = n \cdot k$. Observe that, when entering and passing through a cone of visibility, the number of segments visible increases from its original value to an additional k (drawn in levels of gray). The visibility number thus varies by $k+1$, requiring a k -relaxed VSP to subdivide the cone; indeed the entire cone! By the above considerations, these necessary boundaries induce an arrangement of complexity $\Omega(n^4)$ which, expressed in the size N of the scene, is $\Omega(N^4/k^4)$ as claimed.

- c) Classify the cells of $\text{VSP}(\mathcal{S}, \mathcal{S})$ according to their visibility count; and let N_i denote the number of boundary segments of $\text{VSP}(\mathcal{S}, \mathcal{S})$ separating a cell with visibility count i from one with visibility count $i+1$. Since any boundary segment does so for some $i = 1, \dots, n-1$,

$$\begin{aligned} N &= N_1 + N_2 + \dots + N_{n-1} \\ &= (N_1 + N_{k+2} + N_{2(k+1)+1} + \dots) + (N_2 + N_{k+3} + N_{2(k+1)+2} + \dots) \\ &\quad + (N_3 + N_{k+4} + N_{2(k+1)+4} + \dots) + \dots + (N_{k+1} + N_{2(k+1)} + N_{3(k+1)} + \dots) . \end{aligned}$$

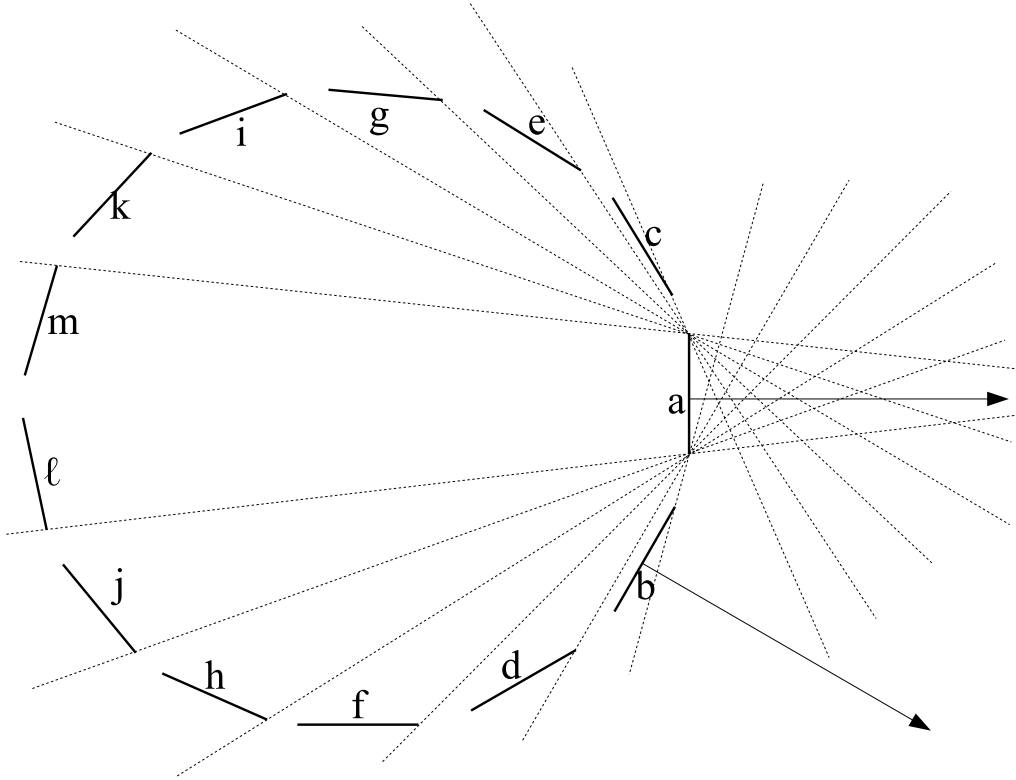


Fig. 6. Crossing each dashed line increases visibility by one segment; hence keeping only every k -th leads to visibility count variations within a cell of at least k .

Hence by pigeonhole principle there exists $1 \leq \kappa \leq k + 1$ such that $\lfloor N/(k + 1) \rfloor \geq N_\kappa + N_{k+1+\kappa} + N_{2(k+1)+\kappa} + \dots$. Now keep from $\text{VSP}(\mathcal{S}, \mathcal{S})$ exactly those boundary segments that either separate cells with visibility count κ from ones with visibility count $\kappa + 1$, or cells with visibility count $k + 1 + \kappa$ from ones with visibility count $k + 2 + \kappa$, or cells with visibility count $2(k + 1) + \kappa$ from visibility count $2(k + 1) + \kappa + 1$ and so on.

By the above considerations, this planar subdivision has complexity at most $\lfloor N/(k + 1) \rfloor$. And by construction, it joins cells having visibility counts $j \cdot (k + 1) + \kappa + 1, j \cdot (k + 1) + \kappa + 2, j \cdot (k + 1) + \kappa + 3, \dots, j \cdot (k + 1) + (k + 1) + \kappa$; but maintains their separation from cells with visibility count $(j + 1) \cdot (k + 1) + \kappa + 1$, because those boundary segments are precisely the ones deliberately kept. Hence the joined coarsened (i.e. super-) cells indeed contain only viewpoints with visibility count differing by at most k .

- d) Recall the collection \mathcal{L} of m lines used in the proof of Lemma 12c). Now let $r := m/(k - 1), k > 1$, and apply the Cutting Lemma of Chazelle, Friedman, and Matoušek [Mato02, LEMMA 4.5.3]: There exists a subdivision of the plane into $\mathcal{O}(r^2) = \mathcal{O}(m^2/k^2)$ generalized (i.e. not necessarily closed) triangles Δ_i such that the interior of each Δ_i is intersected by at most $m/r = k - 1$ lines from \mathcal{L} .

Since visibility changes occur only when crossing lines in \mathcal{L} , the latter means that the visibility counts within each Δ_i differ by at most k .

- e) Instead of $\mathcal{O}(r^2)$ generalized triangles as in d), now employ simplicial cuttings of size $\mathcal{O}(r^d)$ according to [Mato02, THEOREM 6.5.3]. □

We remark that Item c) considers a certain sub-arrangement of the 0-relaxed VSP, whereas the planar subdivision due to Item d) uses cell boundaries *not* necessarily belonging to the VSP. Also, the size $\mathcal{O}(r^d)$ of the cuttings employed in Items d) and e) is known to be optimal in general; but this optimality does not necessarily carry over to our application in visibility, recall the gaps between lower and upper bounds in Items a) to d).

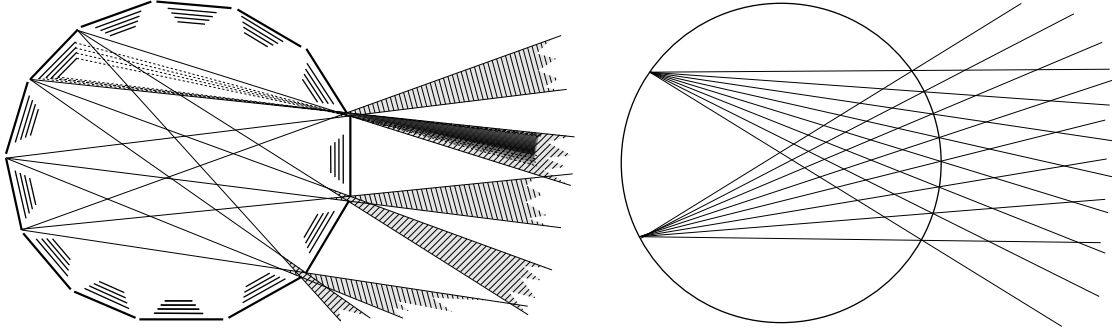


Fig. 7. Illustrating the proof of Proposition 20b).

Substituting $k = \delta \cdot n$ yields

Corollary 21. *For each collection \mathcal{S} of non-degenerate segments in the plane and $k \in \mathbb{N}$, there exists a data structure of size $\mathcal{O}(\min\{N/(\delta \cdot n), m^2/(\delta \cdot n)^2\})$ that allows to approximate, given $\vec{x} \in \mathbb{R}^2$, the visibility ratio $V(\mathcal{S}, \vec{x}, \mathcal{S})/\text{Card}(\mathcal{S})$ up to absolute error $\delta > 0$ in time $\mathcal{O}(\log n)$.*

Notice that we only claim the *existence* of such small data structures. In order to *construct* them, the proofs of Proposition 20c) and d) both proceed by first calculating the 0-relaxed VSP and then coarsening it. Specifically for Proposition 20d), a *Triangular Cutting* can be obtained in time $\mathcal{O}(m \cdot r \cdot \text{polylog})$ [Agar90]; but determining the visibility count for each triangle Δ_i costs $\mathcal{O}(n \cdot \log n)$ according to Lemma 8; or can be taken from the 0-relaxed VSP. The preprocessing time for Proposition 20c+d) thus is, up to polylogarithmic factors, that of Theorem 13, i.e. roughly $\mathcal{O}(N)$: independent of, and not taking advantage of large values of, k . For the configuration from Lemma 12a) for instance (recall Figure 2), this results in a preprocessing time of order n^4 although the resulting 1-relaxed VSP has only size $\mathcal{O}(n^2)$. Alternatively, apply Lemma 8 to (one point from) each triangle Δ_i to obtain a running time of roughly $\text{output} \times n$, that is still off optimal by one order of magnitude. And finally, the asymptotically ‘small’ size and time for calculating triangular cuttings hide in the big-Oh notation some large constants which are believed to prevent practical applicability.

3.2 Random Sampling

Both size and query time of the data structure due to Corollary 21 are rather low; but because of the unfavourable preprocessing time and hidden big-Oh overhead indicated above, we now proceed to random sampling, based on a rather simple generic algorithm:

Algorithm 22.

- i) Guess a sample target $\mathcal{T} \subseteq \mathcal{S}$ of size m .
- ii) Calculate the count $V(\mathcal{S}, \vec{x}, \mathcal{T})$ of objects in \mathcal{T} visible through \mathcal{S} .
- iii) Return the ratio $V(\mathcal{S}, \vec{x}, \mathcal{T})/\text{Card}(\mathcal{T})$;
- iv) and hope that it does not deviate too much from the ‘true’ value $V(\mathcal{S}, \vec{x}, \mathcal{S})/\text{Card}(\mathcal{S})$.

Item iv) is justified by the following

Lemma 23. *Fix $\vec{x} \in \mathbb{R}^d$ and $\delta > 0$, then choose $\mathcal{T} \subseteq \mathcal{S}$ as m independent identically distributed random draws from \mathcal{S} . It holds*

$$\text{Prob}_{\mathcal{T}} \left[\left| V(\mathcal{S}, \vec{x}, \mathcal{T})/m - V(\mathcal{S}, \vec{x}, \mathcal{S})/n \right| \geq \delta \right] \leq 2 \cdot e^{-2m \cdot \delta^2}$$

In other words: In Algorithm 22 taking m (quadratic in the aimed *absolute* accuracy δ but) *constant* with respect to the scene size n suffices to achieve the desired approximation with constant probability; slightly increasing it further amplifies exponentially the chance for success. It is easy to see that a fixed *relative* accuracy can be attained, for $V(\mathcal{S}, \vec{x}, \mathcal{S})/n \rightarrow 0$, only by samples of size $m \rightarrow n$: If only one segment is visible, it must get sampled to be detected. Also the visibility of the sample is crucially to be considered with respect to the *entire* scene, i.e. $V(\mathcal{S}, \vec{x}, \mathcal{T})$ rather than $V(\mathcal{T}, \vec{x}, \mathcal{T})$.

Proof (Lemma 23). It is well-known [MoRa95, AlSp00] that a sum $X := \sum_{i=1}^m X_i$ of independent $\{0, 1\}$ trials X_1, \dots, X_m satisfies the Chernoff–Hoeffding Bound $\mathbf{Prob}[|X/m - \mu| \geq \delta] \leq 2 \cdot \exp(-2m \cdot \delta^2)$ where μ denotes the expectation of X_i . In our case, let X_i denote the event that the i -th draw $S_i \in \mathcal{S}$ is visible from \vec{x} through \mathcal{S} . This happens with probability $\mu = V(\mathcal{S}, \vec{x}, \mathcal{S})/n$, hence $X = V(\mathcal{S}, \vec{x}, \mathcal{T})$. \square

3.3 The VC-Dimension of Visibility

Note that the random experiment \mathcal{T} and the probability analysis of its properties in Lemma 23 holds for each \vec{x} but not uniformly in \vec{x} . This means for our purpose to re-sample $\mathcal{T} \subseteq \mathcal{S}$ at every frame. On the other hand, the above considerations have not exploited any geometry. An important connection between combinatorial sampling and geometric properties is captured by the Vapnik–Chervonenkis Dimension [AlSp00]:

Fact 24. *Let X be a set and \mathcal{R} a collection of subsets $R \subseteq X$. Denote by*

$$d := \text{VCdim}(X, \mathcal{R}) := \max \{ \text{Card } Y \mid Y \subseteq X, \{Y \cap R : R \in \mathcal{R}\} = 2^Y \} \quad (1)$$

the VC-Dimension of (X, \mathcal{R}) .

- For $Y \subseteq X$, $n = \text{Card}(Y)$, $\text{Card}\{Y \cap R : R \in \mathcal{R}\} \leq \sum_{i=0}^d \binom{n}{i} \leq n^d$.
- Let $Y \subseteq X$ be random of $\text{Card}(Y) \geq \max \{4/\delta \cdot \log \frac{2}{p}, 8d/\delta \cdot \log \frac{8d}{\delta}\}$. Then with probability at least $1 - p$, it holds for each $R \in \mathcal{R}$: $\text{Card}(X \cap R) \geq \delta \cdot \text{Card}(X) \Rightarrow Y \cap R \neq \emptyset$.
- Let $Y \subseteq X$ be random of $\text{Card}(Y) \geq \Omega((d \cdot \log \frac{d}{\delta} + \log \frac{1}{p})/\delta^2)$. Then with probability at least $1 - p$ it holds for each $R \in \mathcal{R}$: $|\text{Card}(X \cap R)/\text{Card}(X) - \text{Card}(Y \cap R)/\text{Card}(Y)| \leq \delta$.

Lemma 25. *Fix a collection \mathcal{S} of n non-crossing $(d - 1)$ -simplices in \mathbb{R}^d .*

- Define $X := \mathcal{S}$ and $\mathcal{R} := \{\mathcal{V}(\mathcal{S}, \vec{x}, \mathcal{S}) : \vec{x} \in \mathbb{R}^d\}$. Then $\text{VCdim}(X, \mathcal{R}) \leq d^2 \cdot (\log n + \mathcal{O}(1))$.
- A random subset $\mathcal{T} \subseteq \mathcal{S}$ of cardinality $m \geq \Omega(d^2 \cdot \log(n) \cdot \log(d \cdot \log n / \delta) / \delta)$ satisfies with constant (and easily amplifiable) probability that, whenever at least a δ -fraction of the simplices of \mathcal{S} are visible from $\vec{x} \in \mathbb{R}^d$ through \mathcal{S} , then so is some simplex of \mathcal{T} .
- A random subset $\mathcal{T} \subseteq \mathcal{S}$ of cardinality $m \geq \Omega(d^2 \cdot \log(n) \cdot \log(d \cdot \log n / \delta) / \delta^2)$ satisfies with constant (yet easily amplifiable) probability that $V(\mathcal{S}, \vec{x}, \mathcal{T}) / \text{Card}(\mathcal{T})$ deviates from $V(\mathcal{S}, \vec{x}, \mathcal{S}) / \text{Card}(\mathcal{S})$ absolutely by no more than δ .
- The bound obtained in a) is asymptotically optimal with respect to n : In \mathbb{R}^2 there exist non-degenerate collections $\mathcal{S} = X$ of n line segments such that $\text{VCdim}(X, \mathcal{R}) \geq \log n - \mathcal{O}(\log \log n)$.

Proof. a) Lemma 9d) implies $\text{Card } \mathcal{R} \leq \mathcal{O}(n)^{d^2}$. Hence, in Equation (1), $2^Y = \{Y \cap R : R \in \mathcal{R}\}$ requires $2^{\text{Card } Y} \leq \text{Card } \mathcal{R}$ and therefore $\text{Card } Y \leq d^2 \cdot (\log n + \mathcal{O}(1))$.

b) and c) follow by plugging Item a) into Fact 24b+c).

d) Figure 8 below obviously extends to the construction of k segments of which, using $2^k \cdot k/2$ additional segments as ‘shields’, each subset appears as a visible set $\mathcal{V}(\mathcal{S}, \vec{x}, \mathcal{S})$ for some \vec{x} . That is a scene \mathcal{S} of size $n = k + 2^k \cdot k/2$ containing a subset Y of size $k = \log n - \mathcal{O}(\log \log n)$ as in Equation (1). \square

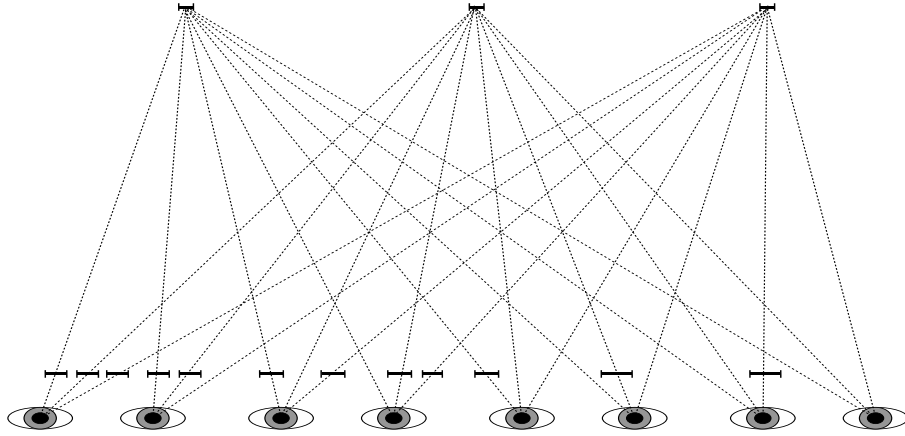


Fig. 8. 3 segments of which, shielded by 12 further segments, each of its 8 subsets appears as visible set.

3.4 Main Result

Lemma 25c) enhances Lemma 23: The latter is concerned with the probability of a *constant*-size sample \mathcal{T} to be representative (i.e. to approximate the visibility ratio) with respect to a *fixed* viewpoint—i.e. our application would (have to) re-sample in each frame! The former lemma on the other hand asserts that a *polylogarithmic*-size sample, drawn once and for all, be suitable with respect to *all* viewpoints! In particular we may preprocess the visibility of each $T \in \mathcal{T}$ separately according to Theorem 14 and obtain, employing Scholium 16:

Corollary 26. *Given $0 < \delta < 1$, a collection \mathcal{S} of n non-crossing segments in the plane ($d = 2$), and $1 \leq \ell \leq n \leq m$ where m denotes the size of the Visibility Graph of \mathcal{S} . Then a randomized algorithm can preprocess \mathcal{S} within time $\mathcal{O}(n \cdot \log n + m^2 \cdot \text{polylog } n \cdot \log \frac{1}{\delta} / (\ell \cdot \delta^2))$ and space $\mathcal{O}(m^2 \cdot \text{polylog } n \cdot \log \frac{1}{\delta} / (\ell \cdot \delta^2))$ into a data structure having with high probability the following property: Given $\vec{x} \in \mathbb{R}^2$, one can approximate the visibility ratio $V(\mathcal{S}, \vec{x}, \mathcal{S}) / \text{Card}(\mathcal{S})$ up to absolute error at most δ in time $\mathcal{O}(\ell \cdot \text{polylog } n \cdot \log \frac{1}{\delta} / \delta^2)$.*

Again, note the trade-off between space and query time gauged by the parameter ℓ . And, remembering the paragraph following Lemma 12, m is ‘typically’ linear in n ; hence choosing $\ell = n^{1-\epsilon}$, the space can be made arbitrarily close to linear while maintaining sublinear query time, thus complying with Paradigm 4!

4 Visibility in Dimensions > 2

We had so far restricted to the planar case of line segments. Many virtual scenes in interactive walkthrough applications can be described as $2\frac{1}{2}$ -dimensional: buildings of various heights yet rooted on a common plane.

But how about the full 3D case? Here we observe a quadratic ‘almost’ lower bound on the joint running time of preprocessing and querying for the 3D counterpart to Problem 5. To this end recall the following famous

Problem 27 (3SUM). Given an n -element subset S of \mathbb{R} , do there exist $a, b, c \in S$ such that $a + b + c = 0$?

It admits an easy algebraic $\mathcal{O}(n^2)$ -time algorithm but is not known solvable in subquadratic time. Similar to Boolean Satisfiability (SAT) and the theory of \mathcal{NP} -completeness, 3SUM has led to a rich family of problems mutually reducible one to another in softly linear time $\mathcal{O}(n \cdot \text{polylog } n)$ and hence called *3SUM-complete*; for example it holds [GaOv95, SECTION 6.1]:

Fact 28. *Given a collection \mathcal{S} of opaque horizontal triangles in space, one further horizontal triangle T , and a viewpoint $\vec{p} \in \mathbb{R}^3$. The question of whether some point of T is visible from \vec{p} through \mathcal{S} (called *Visible-Triangle*) is 3SUM-complete.*

In particular there is no 3D counterpart to the Interval Tree solving the corresponding 2D problem in time $\mathcal{O}(n \cdot \log n)$, recall Section 2.1.

4.1 Empirical Evaluation

We have some tentative experimental indications that 2D visibility counts indeed serve as a good criterion for the benefit of occlusion culling in $2\frac{1}{2}$ -dimensional scenes. Concerning fully 3D scenes, we resort to (essentially octree based) heuristics for visibility count calculations. Both are still in progress and will be published separately.

5 Perspectives

- a) We have treated the observer’s position \vec{x} as an input newly given from scratch for each frame. In practice however \vec{p} is more likely to move continuously and with bounded velocity through the scene. This should be exploited algorithmically, e.g. in form of a *visibility count maintenance* problem [Pocc90, SECTION 3.2].
- b) How does Theorem 14 extend from 2D to 3D, what is the typical size of a 3D VSP?
- c) The quartic worst-case size of 2D VSPs (and quadratic typical yet even of order n^9 for 3D) arises from visibility considered with respect to *perspective* projections; whereas for *orthographic* projections, it drops to $\mathcal{O}(n^2)$ (in 2D; in 3D: order n^6) [Schi01].
- d) The counterexamples in Lemma 12a) and Lemma 25d) and also Proposition 20a) employ (after scaling the entire scene to unit size) very short and/or very close segments. We wonder if such worst cases can be avoided in the *bit* cost model, i.e. with respect to n denoting the total binary length of the scene description on an integer grid.

5.1 Remarks on Lower Bounds

We have presented various data structures and algorithms for visibility counting, trading preprocessing space for query time. It would be most interesting to complement these results by corresponding lower bounds of the form: preprocessing space s requires, in some appropriate model of computation, query time at least $\Omega(f(s))$. Unfortunately techniques for Friedman’s *Arithmetic Model*, which have proven so very successful for range query problems [Chaz90], do not apply to the non-faithful semigroup weights of geometric counting problems, not to mention decision Problem 5; and approximate, rather than exact, counting makes proofs even more complicated.

On the other hand, we do have some lower bounds: namely on the sizes of VSPs and relaxed VSPs in Lemma 12a) and Proposition 20a+b). These immediately translate to lower bounds on the sizes of *Linear Branching Programs*, based on the observation that any such program needs a different leaf for each different convex cell of inputs leading to the same output value, compare [DFZ02].

But then again this seemingly natural model of computation is put into question when considering the algorithms from Sections 2.1 and 2.2: Both have, in spite of Lemma 12a), merely (weakly) linear size. Superficially, Lemma 8 seems to employ transcendental functions for angle calculations; but these can be avoided by comparing slopes instead of angles—however employing divisions. These, again, can be replaced: yet multiplications do remain and make the algorithm inherently *nonlinear* a branching program.

References

- Agar90. P. AGARWAL: “Partitioning Arrangements of Lines I: An Efficient Deterministic Algorithm”, pp.449–483 in *Discrete Comput. Geom.* vol.5 (1990).
- AlSp00. N. ALON, J.H. SPENCER: “*The Probabilistic Method*”, 2nd Edition, Wiley (2000).
- BKOS97. M. DE BERG, M. VAN KREVELD, M. OVERMARS, O. SCHWARZKOPF: “*Computational Geometry, Algorithms and Applications*”, Springer (1997).
- CAF07. S. CHARNEAU, L. AVENEAU, L. FUCHS: “Exact, Robust and Efficient Full Visibility Computation in Plücker Space”, pp.773–782 in *Visual Comput.* vol.23 (2007).
- CCSD03. D. COHEN-OR, Y.L. CHRYSANTHOU, C.T. SILVA, F. DURAND: “A Survey of Visibility for Walkthrough Applications”, pp.412–431 in *IEEE Transactions on Visualization and Computer Graphics* vol.9:3 (2003).
- Chaz86. B. CHAZELLE: “Filtering Search: A New Approach to Query-Answering”, pp.703–724 in *SIAM J. Comput.* vol.15:3 (1986).
- Chaz90. B. CHAZELLE: “Lower Bounds for Orthogonal Range Searching: II. The Arithmetic Model”, pp.439–463 in *J. ACM* vol.37:3 (1990).
- DFZ02. V. DAMEROW, L. FINSCHI, M. ZIEGLER: “Point Location Algorithms of Minimum Size”, pp.5–9 in *Proc. 14th Canadian Conf. on Computational Geometry (CCCG 2002)*.
- Edel87. H. EDELSBRUNNER: “*Algorithms in Combinatorial Geometry*”, Springer (1987).
- ELPZ07. H. EVERETT, S. LAZARD, S. PETITJEAN, L. ZHANG: “On the Expected Size of the 2D Visibility Complex”, pp.361–381 in *Int. J. Comput. Geom.* vol.17:4 (2007).
- FuSe93. T.A. FUNKHOUSER, C.H. SÉQUIN: “Adaptive display algorithm for interactive frame rates during visualization of complex virtual environments”, pp.247–254 in *Proc. 20th Annual Conference on Computer Graphics and Interactive Techniques (SIGGRAPH’93)*.
- GaOv95. A. GAJENTAAN, M. OVERMARS: “On a Class of $\mathcal{O}(n^2)$ Problems in Computational Geometry”, pp.165–185 in *Computational Geometry: Theory and Applications* vol.5:3 (1995).
- GhMo91. S.K. GHOSH, D. MOUNT: “An Output Sensitive Algorithm for Computing Visibility Graphs”, pp.888–910 in *SIAM J. Comput.* vol.20 (1991).
- Ghos07. S.K. GHOSH: “*Visibility Algorithms in the Plane*”, Cambridge University Press (2007).
- HPV77. J.E. HOPCROFT, W.J. PAUL, L.G. VALIANT: “On Time Versus Space”, pp.332–337 in *Journal of the ACM* vol.24:2 (1977).
- KKF*04. J. KLEIN, J. KROKOWSKI, M. FISCHER, M. WAND, R. WANKA, F. MEYER AUF DER HEIDE: “The Randomized Sample Tree: A Data Structure for Externally Stored Virtual Environments”, pp.617–637 in *Presence* vol.13:6, MIT Press (2004).
- Mato02. J. MATOUŠEK: “*Lectures on Discrete Geometry*”, Springer Graduate Texts in Mathematics vol.212 (2002).
- McKe87. M. MCKENNA: “Worst-Case Optimal Hidden Surface Removal”, pp.19–28 in *ACM Transaction on Graphics* vol.6 (1987).
- MoRa95. R. MOTWANI, P. RAGHAVAN: “*Randomized Algorithms*”, Cambridge University Press (1995).
- ORou87. J. O’ROURKE: “*Art Gallery Theorems and Algorithms*”, Oxford University Press (1987).
- OvWe88. M. OVERMARS, E. WELZL: “New Methods for Constructing Visibility Graphs”, pp.164–171 in *Proc. 4th ACM Symposium on Computational Geometry* (1988).
- PIDy90. H. PLANTINGA, CH.R. DYER: “Visibility, Occlusion, and the Aspect Graph”, pp.137–160 in *Int. Journal Computer Vision* vol.5:2 (1990).
- Pocc90. M. POCCHIOLA: “Graphics in Flatland Revisited”, pp.85–96 in *Proc. 2nd Scandinavian Workshop on Algorithms Theory*, Springer LNCS vol.447 (1990).
- PoVe96. M. POCCHIOLA, G. VEGTER: “The Visibility Complex”, pp.279–308 in *International Journal of Computational Geometry & Applications* vol.6:3 (1996).
- Schi01. R.D. SCHIFFENBAUER: “A Survey of Aspect Graphs”, *TR-CIS-2001-01* Brooklyn University (2001).
- Tell92. S.J. TELLER: “Visibility Computations in Densely Occluded Polyhedral Environments”, Dissertation University of California Berkeley (1992).
- TeSe91. S.J. TELLER, C.H. SÉQUIN: “Visibility Preprocessing For Interactive Walkthroughs”, pp.61–69 in *Computer Graphics* vol.25:4 (1991).
- WFP*01. M. WAND, M. FISCHER, I. PETER, F. MEYER AUF DER HEIDE, W. STRASSER: “The Randomized z -Buffer Algorithm: Interactive Rendering of Highly Complex Scenes”, in *Proc. 28th Annual Conference on Computer Graphics and Interactive Techniques (SIGGRAPH 2001)*.
- WW*06. PETER WONKA, MICHAEL WIMMER, KAICHI ZHOU, STEFAN MAIERHOFER, GERD HESINA, ALEXANDER RESHETOV: “Guided visibility sampling”, in *Proc. of SIGGRAPH 2006*, pp. 494–502, (2006).