

Inverse moments of univariate discrete distributions via the Poisson expansion

Koenraad Audenaert

September 9, 2018, 22:51

Abstract

In this note we present a series expansion of inverse moments of a non-negative discrete random variate in terms of its factorial cumulants, based on the Poisson-Charlier expansion of a discrete distribution. We apply the general method to the positive binomial distribution and obtain a convergent series for its inverse moments with an error residual that is uniformly bounded on the entire interval $0 \leq p \leq 1$.

Keywords: Inverse moments, factorial cumulant, positive binomial, Poisson expansion.

1 Introduction

Certain problems in statistics and in other branches of science require the calculation of the inverse moments of a distribution, also called the negative or reciprocal moments. In statistics, noteworthy examples are life testing problems [10] and sampling problems with samples of random length [22]. Especially useful are the inverse moments of the binomial distribution. Recent applications in quantum physics, for example, include the calculation of running times of certain quantum computation algorithms [33], the study of random walks on n -dimensional cubes [11], and exact calculations of the confidence region of a Beta estimator of the parameter p of a binomial distribution [2].

While inverse moments of positive binomial variates can be calculated exactly [28], the ensuing expressions are $(N+1)$ -term summations and the calculations become complicated for large N . In addition, it is far from clear from these summation formulas what the asymptotic behaviour with N should be. For these reasons there is an interest in obtaining efficient series expansions. Inverse moments of positive binomial variates have been studied as early as 1945 by Stephan [28], who considered expected value and variance of negative powers and expressed them as series expansions of inverse factorials. In that work an even earlier reference was made to the work of Bohlmann [6], whose approach was to expand the function $1/x$ in a Taylor series and take expected values of each term. This approach has recently been revived in Ref. [32]. Based on these expansions, Grab and Savage [13] have calculated tables for the first inverse moment of positive binomial and Poisson variates. Many other expansions have been proposed, for example expansions in Eulerian polynomials [22] and in factorial powers [25]. These expansions also work for related distributions like the inverse binomial and Poisson distributions. Govindajarulu [12] has found recurrence relations between inverse moments of positive binomial variates and Refs. [17, 21, 30, 31, 24] contain various bounds on inverse moments. More general methods, valid for any distribution and involving integrals, have been proposed in [7, 8, 9, 18, 26]. The problem with any of these series expansions considered so far is that as concerns convergence they do not perform equally well over the complete range $0 \leq p \leq 1$. Some of these expansions are asymptotic series and are divergent. We illustrate this claim with graphical examples in Section 3.

In this paper we present a new series expansion for inverse moments, based on a very simple idea. A discrete distribution of a non-negative discrete random variable can be approximated by a series expansion based on the Poisson distribution [3]. The coefficients of this expansion are the factorial cumulants of the original distribution. This expansion then induces an expansion of the inverse moments in terms of the inverse moments of the Poisson distribution. The main point we wish to make in this paper is that this expansion of inverse moments is a very good one because of its excellent convergence properties, converging very rapidly and consistently throughout the interval $0 \leq p \leq 1$.

In Section 4 we give a brief overview of the Poisson expansion method, and in Section 5 we derive the required expectation values of the Poisson distribution in terms of its inverse moments, which can be calculated with standard software or alternatively via the formulas presented in Appendix A. Our main

result is Theorem 1, Section 6. The excellent convergence properties are obvious from Figures 4 and 5, which show the absolute and relative error of the expansion applied to the binomial distribution.

2 Notations

Throughout this paper, Q denotes a Poissonian random variate with mean value μ . Its probability distribution function (PDF) is given by the semi-infinite sequence $\pi_\mu = (\pi_\mu(0), \pi_\mu(1), \dots, \pi_\mu(k), \dots)$ with $\pi_\mu(k) = e^{-\mu} \mu^k / k!$, for $k = 0, 1, \dots$

Let f be a semi-infinite sequence

$$f = (f(0), f(1), \dots, f(k), \dots).$$

We will always set $f(k) = 0$ for $k < 0$. The *forward difference operator* Δ and the *backward difference operator* ∇ are defined via

$$\begin{aligned}\Delta f(k) &= f(k+1) - f(k) \\ \nabla f(k) &= f(k) - f(k-1).\end{aligned}$$

These operators can be represented by semi-infinite matrices:

$$\begin{aligned}\Delta \mapsto \mathbf{\Delta} &= \begin{pmatrix} -1 & 1 & & \\ & -1 & 1 & \\ & & \ddots & \ddots \end{pmatrix} \\ \nabla \mapsto \mathbf{\nabla} &= -\mathbf{\Delta}^T = \begin{pmatrix} 1 & & & \\ -1 & 1 & & \\ & -1 & 1 & \\ & & \ddots & \ddots \end{pmatrix}.\end{aligned}$$

Higher-order difference operator Δ^l and ∇^l ($l > 1$) are defined as

$$\Delta^l f(k) = \sum_{j=0}^l \binom{l}{j} (-1)^{l-j} f(k+j) \quad (1)$$

$$\nabla^l f(k) = \sum_{j=0}^l \binom{l}{j} (-1)^j f(k-j). \quad (2)$$

These operators are represented by the l -th matrix powers of $\mathbf{\Delta}$ and $\mathbf{\nabla}$:

$$\begin{aligned}\Delta^l &\mapsto \mathbf{\Delta}^l \\ \nabla^l &\mapsto \mathbf{\nabla}^l = (-1)^l (\mathbf{\Delta}^l)^T.\end{aligned}$$

The *factorial cumulants* $\kappa^{(j)}$ of a discrete distribution with PDF f are generated by the logarithm of the expectation value of $(1+x)^k$:

$$\log \left(\sum_{k=0}^{\infty} f(k) (1+x)^k \right) = \sum_{j=0}^{\infty} \kappa^{(j)} x^j / j!. \quad (3)$$

To calculate certain inverse moments of the Poisson distribution, we will need the Stirling numbers of the first kind $S_j^{(k)}$ [1]. They satisfy the recurrence relation

$$S_{j+1}^{(k)} = S_j^{(k-1)} - j S_j^{(k)}, \quad j \geq k \geq 1, \quad (4)$$

with $S_1^{(1)} = 1$, and are generated by

$$\prod_{k=0}^{n-1} (x - k) = \sum_{j=1}^n S_n^{(j)} x^j. \quad (5)$$

We also need the non-central Stirling numbers of the first kind $S_{j,l}^{(k)}$ [15, 20]; for $l = 0$ they coincide with the ordinary Stirling numbers. They satisfy the recurrence

$$S_{j+1,l}^{(k)} = S_{j,l}^{(k-1)} - (j+l)S_{j,l}^{(k)}, \quad j \geq k \geq 1, \quad (6)$$

with $S_{1,l}^{(1)} = 1$, and are generated by

$$x \prod_{k=l+1}^{n-1+l} (x - k) = \sum_{j=1}^n S_{n,l}^{(j)} x^j. \quad (7)$$

For $k = 1$ explicit formulas exist:

$$S_j^{(1)} = (-1)^{j-1} (j-1)! \quad (8)$$

and

$$S_{j,l}^{(1)} = (-1)^{j-1} (j+l-1)! / l! \quad (9)$$

3 Numerical comparison of existing expansions

Here we consider three existing expansions of the first inverse moment of the binomial distribution and illustrate their convergence behaviour over the entire interval $0 \leq p \leq 1$. As is customary, we put $q = 1 - p$.

The oldest known expansion is Stephan's expansion [28]. The M -term expansion reads

$$(1 - q^N) \mathbb{E}[1/K | K > 0] = \sum_{i=1}^M \frac{(i-1)! N! s_i}{(N+i)! p^i} \quad (10)$$

$$s_i := 1 - \sum_{j=0}^i \binom{N+i}{j} p^j q^{N+i-j}. \quad (11)$$

For very small p , this expansion suffers from numerical instability. For moderately small p , convergence is very slow, as can be seen from Figure 1.

A recently obtained expansion is Rempala's [25], which is an improvement on an expansion by Marciniak and Wesolowski [22]:

$$(1 - q^N) \mathbb{E}[1/K | K > 0] = (Np)^{-1} \sum_{i=0}^{M-1} \frac{(q/p)^i}{\binom{N-1}{i}}. \quad (12)$$

For not too small p this series seems to converge much faster than Stephan's expansion. However, as it is an asymptotic expansion, it actually diverges. For fixed p there is an optimal number of terms M , and for larger M the error increases very rapidly. For example, taking $N = 100$, the first 100 terms of the series give extremely accurate results for $p > 0.54$ but are completely useless for $p < 0.51$. The absolute error of this expansion is illustrated in Figure 2.

Znidaric [32] gives an expansion formula for all inverse moments. When specialised to the case of the first inverse moment it reads:

$$(1 - q^N) \mathbb{E}[1/K | K > 0] = \frac{Np}{(Np+q)^2} \sum_{i=0}^{M-1} (-1)^i (i+1) \frac{\mu_i(N-1)}{(Np+q)^i}, \quad (13)$$

where $\mu_i(N-1)$ is the i -th central moment of $\text{Bin}(N-1, p)$. Just like Rempala's expansion, this is an asymptotic series and suffers from the same divergence problems; in addition it gives much less accurate results, as seen from Figure 3.

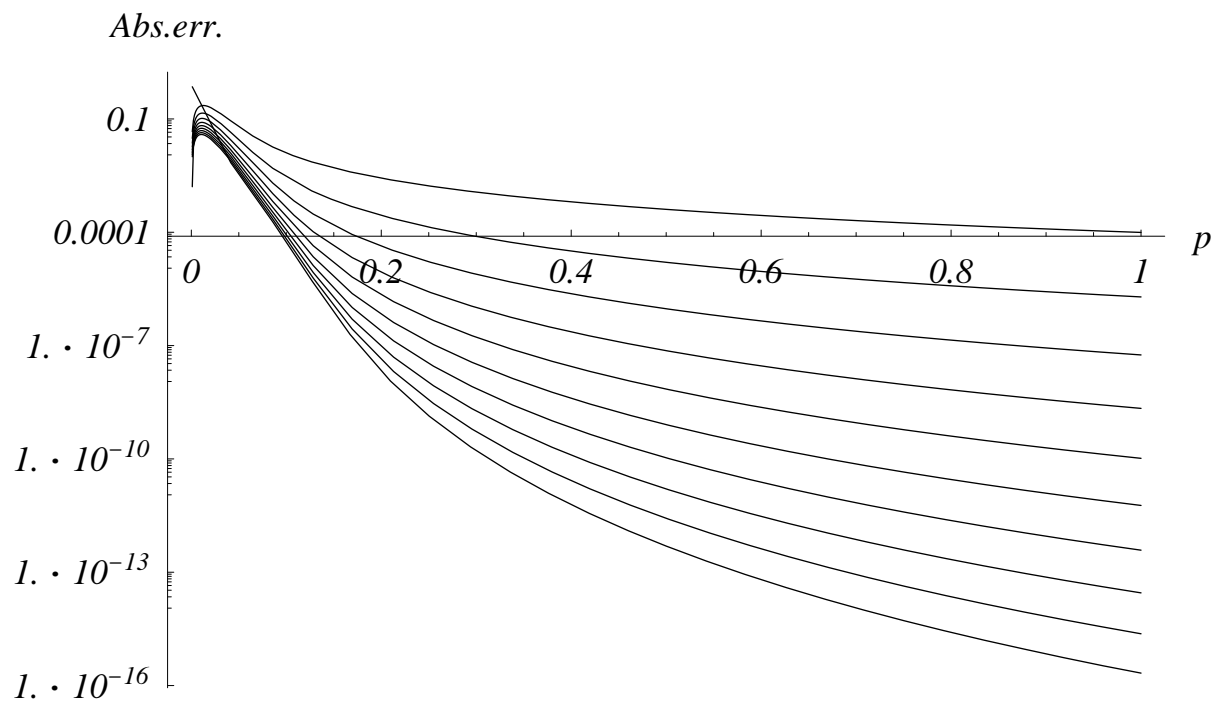
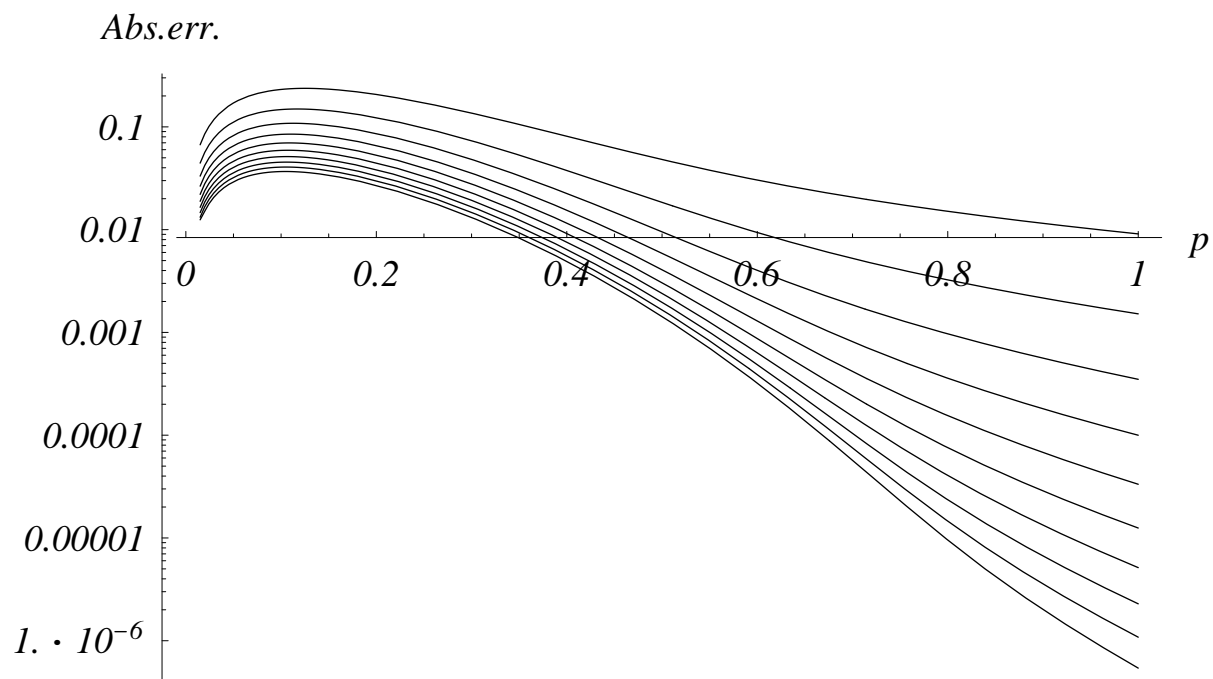


Figure 1: Absolute error as a function of p of Stephan's expansion of the first inverse moment of a positive binomial variate for $N = 10$ (upper graph) and $N = 100$ (lower graph), with 1 term (upper curve), and up to 10 terms (lowest curve).

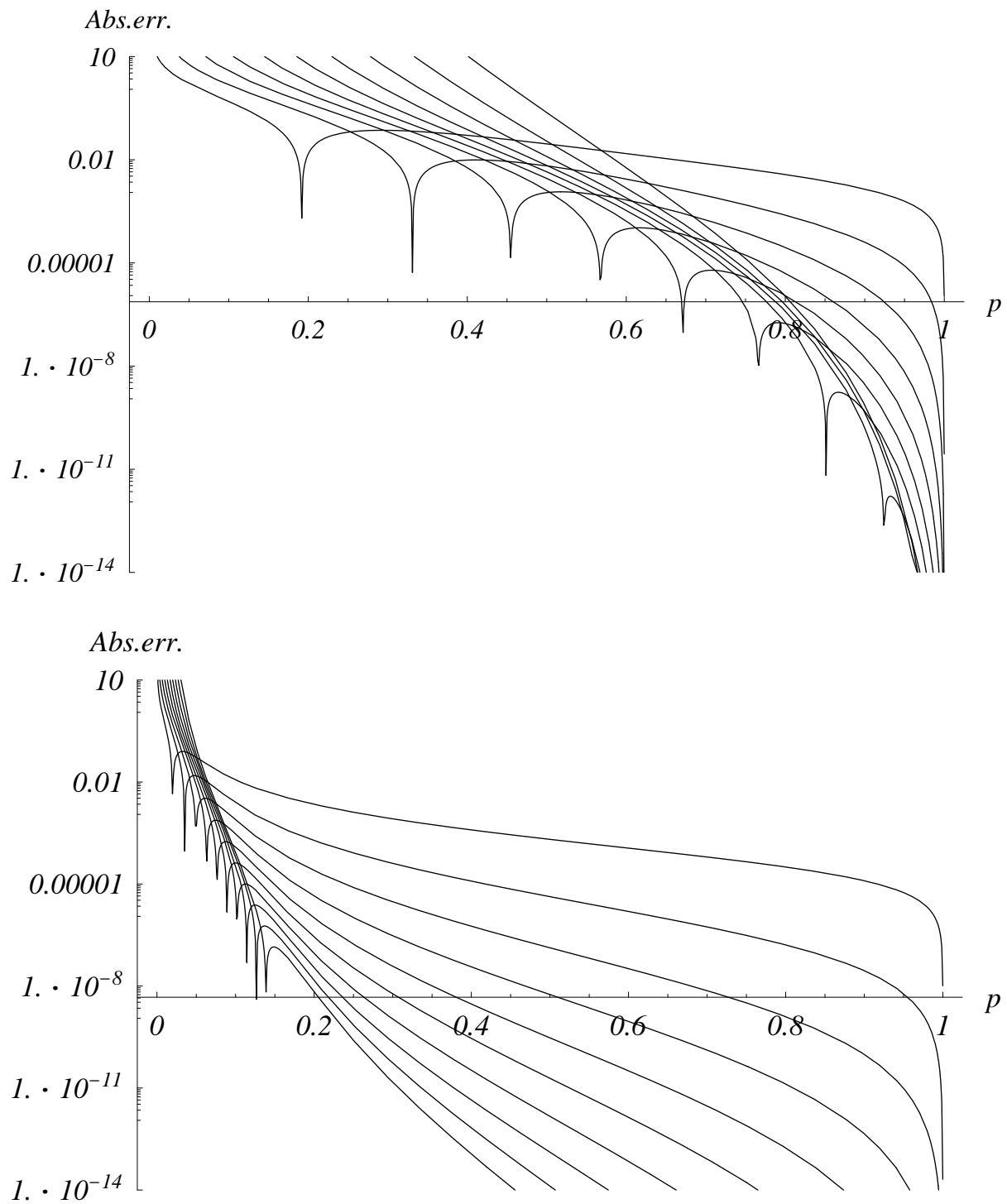


Figure 2: Absolute error as a function of p of Rempala's expansion of the first inverse moment of a positive binomial variate for $N = 10$ (upper graph) and $N = 100$ (lower graph), with 1 term (upper curve), and up to 10 terms (lowest curve).

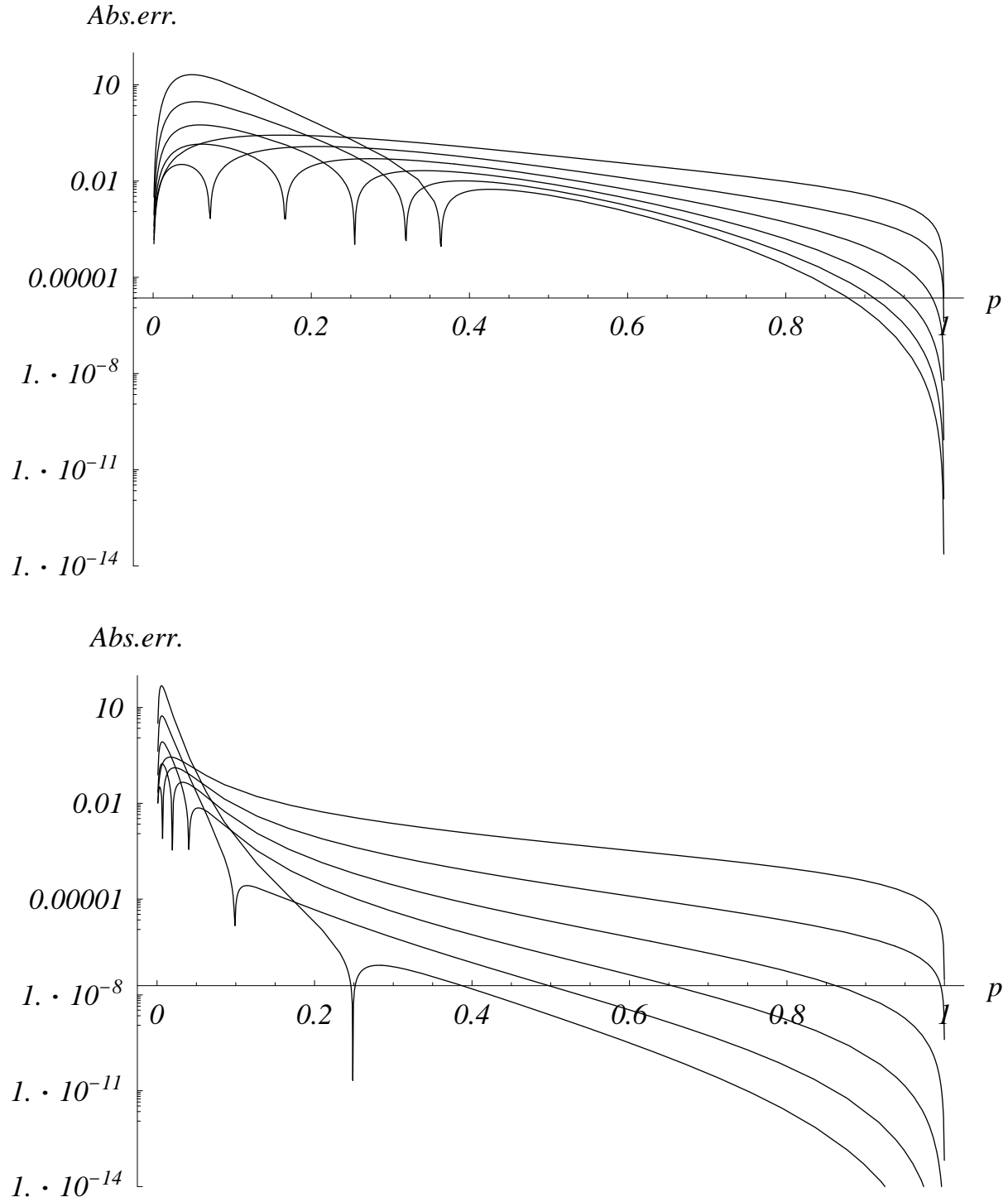


Figure 3: Absolute error as a function of p of Znidaric's expansion of the first inverse moment of a positive binomial variate for $N = 10$ (upper graph) and $N = 100$ (lower graph), with 1 term (upper curve), 3,5,7,9 and 11 terms (lowest curve). Expansions with an even number of terms are left out for clarity.

4 Poisson expansion of a probability density

It is well-known that the binomial distribution $\text{Bin}(N, p)$, with probability distribution $f(k) = \binom{N}{k} p^k (1-p)^{N-k}$, $k = 0, \dots, N$, tends to the Poisson distribution with mean value $\mu = Np$, when Np is kept fixed and N tends to infinity. In [3, 4] Barbour and coworkers presented a series expansion for a general distribution of a non-negative discrete random variate in terms of the Poisson distribution, providing a quantitative and more generally useful version of this last statement. They gave this expansion the name of Poisson-Charlier expansion.

The first term of the Poisson expansion of a distribution f is, of course, the Poisson distribution itself, with mean μ given by the mean of f :

$$\mu = \mathbb{E}[k] = \sum_{k=0}^{\infty} f(k)k. \quad (14)$$

The higher-order terms of the Poisson expansion consist of backward differences (∇) of $\pi_{\mu}(k)$, with coefficients based on the factorial cumulants $\kappa^{(k)}$ of f . Formally, the Poisson expansion is based on the following identity:

$$f = \exp \left(\sum_{k=2}^{\infty} \frac{\kappa^{(k)}}{k!} (-\nabla)^k \right) \pi_{\mu}. \quad (15)$$

A simple proof of this identity is given in Appendix B.

In practice, the right-hand side of (15) has to be replaced by a finite series, with a finite number of terms in powers of ∇ , and with suitable error bounds estimating the truncation error. There are many ways to do this. The most obvious way is to replace the right-hand side by a Taylor series in ∇ . An m -th order series can be obtained by expanding the function

$$t \mapsto \exp \left(\sum_{k=2}^{\infty} \frac{\kappa^{(k)}}{k!} (-t\nabla)^k \right) \quad (16)$$

in powers of t up to t^{m-1} around $t = 0$, and then putting $t = 1$. This yields a polynomial in ∇ of degree $m - 1$. We will generally define the *order* of the expansion as 1 plus the highest degree of t , and its *degree* as the highest degree of ∇ . While conceptually simple, we are not aware of known error estimates for this kind of expansion.

In contrast, Barbour's expansion amounts to an m -th order series of the function

$$t \mapsto \exp \left(\frac{1}{t} \sum_{k=2}^{\infty} \frac{\kappa^{(k)}}{k!} (-t\nabla)^k \right), \quad (17)$$

which has an extra factor $1/t$ in the argument of the exponential function. Taylor expansion in t yields a polynomial of degree $2(m - 1)$ in ∇ , hence the degree of the m -th order expansion is $2(m - 1)$. When comparing series (16) and (17) of the same degree one finds that the latter contains a subset of the terms of the former. For example, the third order series (17) is given by

$$1 + \frac{\kappa^{(2)}}{2} \nabla^2 - \frac{\kappa^{(3)}}{6} \nabla^3 + \frac{(\kappa^{(2)})^2}{8} \nabla^4, \quad (18)$$

while the fifth order series (16), which is also of degree 4, has an additional term:

$$1 + \frac{\kappa^{(2)}}{2} \nabla^2 - \frac{\kappa^{(3)}}{6} \nabla^3 + \left(\frac{(\kappa^{(2)})^2}{8} + \frac{\kappa^{(4)}}{24} \right) \nabla^4. \quad (19)$$

Surprisingly, however, while this observation makes the series (16) look more powerful than (17) (more terms for the same degree), the latter is much better suited to the purposes of this paper because it actually converges much faster and, moreover, explicit error bounds for it are known.

The complete expression of (17), including all high-order terms, is quite complicated and will not be given here (see [3], eq. (2.7)). Applying this operator polynomial to $\pi_{\mu}(k)$ yields the m -term approximation of $f(k)$. General bounds on the absolute error are given in [3]. These bounds were obtained in a highly non-trivial way (not to say magical way), using the so-called Stein's method [5]. We will not give the general bounds here but will only mention them (in Section 6) for the special case of the binomial distribution.

Example 1. The Poisson expansion of the Poisson distribution trivially reduces to the first term only, as it should, because all factorial cumulants of the Poisson distribution are 0, except $\kappa^{(1)}$ which is equal to the mean value μ .

Example 2. A more enlightening example is the Poisson expansion of the binomial distribution $K \sim \text{Bin}(N, p)$. Its mean is $\mu = Np$ and $\mathbb{E}[(1+x)^K] = (1+px)^N$, so that

$$\log \mathbb{E}[(1+x)^K] = N \log(1+px) = N \sum_{j=1}^{\infty} \frac{(-1)^{j+1}}{j} (px)^j.$$

Hence, the j -th factorial cumulant (for $j > 0$) is

$$\kappa^{(j)} = -N(j-1)!(-p)^j. \quad (20)$$

Thus, the third order Poisson expansion of the PDF of K is

$$f(k) \approx \pi_{\mu}(k) - \frac{\mu^2}{2N} \nabla^2 \pi_{\mu}(k) - \frac{\mu^3}{3N^2} \nabla^3 \pi_{\mu}(k) + \frac{\mu^4}{8N^3} \nabla^4 \pi_{\mu}(k) \quad (21)$$

with $\mu = Np$.

5 Inverse moments of the Poisson distribution

Using the Poisson expansion, calculating the r -th inverse moment of a distribution is reduced to calculating the expectations $\mathbb{E}[1/(Q+a)^r | Q > 0]$ for $a = 0, 1, \dots$ where Q is a positive Poisson variate with mean value μ . The expectations for $a = 0$ are essentially the inverse moments of the positive Poisson distribution. The other expectations are the inverse moments about $-a$ and can be derived from the moments about the origin using a simple recurrence relation.

To simplify notations we introduce the symbol \mathbb{E}^+ : for any function g , and for K a positive random variate with probability distribution f :

$$\begin{aligned} \mathbb{E}^+[g(K)] &:= \sum_{k=1}^{\infty} f(k)g(k) \\ &= (1 - f(0))\mathbb{E}[g(K) | K > 0] \\ &= \mathbb{E}[g(K)] - f(0)g(0). \end{aligned}$$

Thus, in particular,

$$\mathbb{E}^+[1/(Q+a)^r] = \mathbb{E}[1/(Q+a)^r] - e^{-\mu}/a^r. \quad (22)$$

Let's consider first the inverse moments about the origin, $\mathbb{E}^+[1/Q^r]$. For $r = 1$, we have

$$\mathbb{E}^+[1/Q] = e^{-\mu} \sum_{i=1}^{\infty} \frac{\mu^i}{i i!} \quad (23)$$

$$= e^{-\mu} \int_0^1 dt \frac{e^{\mu t} - 1}{t}. \quad (24)$$

The integral is essentially equal to the exponential integral Ei [1]. With $\gamma \approx 0.5772 \dots$ the Euler-Mascheroni constant,

$$\int_0^1 dt \frac{e^{\mu t} - 1}{t} = \text{Ei}(\mu) - \log \mu - \gamma =: \text{Er}(\mu). \quad (25)$$

The exponential integral function is well-studied, and implementations are incorporated in many numerical and algebraic software packages.

The higher inverse moments about the origin can be expressed in terms of hypergeometric functions

$$\mathbb{E}^+[1/Q^r] = \mu e^{-\mu} {}_{r+1}F_{r+1} \left(\begin{matrix} 1 & 1 & \dots & 1 \\ 2 & 2 & \dots & 2 \end{matrix} \middle| \mu \right), \quad (26)$$

which is actually just a standardised restatement of the definition. Again, these functions can be accurately and efficiently calculated using standard software packages. In absentia, a second option is to resort to explicit series expansions; some of these are given in Appendix A.

Now we move on to the (non-central) inverse moments about $-a$, $\mathbb{E}[1/(Q+a)^r]$, for $a > 0$. Let's first consider the case $r = 1$. For $a = 1$,

$$\mathbb{E}[1/(Q+1)] = \frac{1 - e^{-\mu}}{\mu}, \quad (27)$$

and for $a > 1$ we can use the recurrence [7]

$$\mathbb{E}[1/(Q+a)] = \frac{1}{\mu} (1 - (a-1)\mathbb{E}[1/(Q+a-1)]). \quad (28)$$

This recurrence can be generalised to higher r as follows:

Lemma 1. *For Q a positive Poisson variate with mean μ , and for integers $a > 0$ and $r > 1$: if $a = 1$,*

$$\mathbb{E}[1/(Q+1)^r] = \frac{1}{\mu} \mathbb{E}^+[1/Q^{r-1}], \quad (29)$$

and if $a > 1$,

$$\mathbb{E}[1/(Q+a)^r] = \frac{1}{\mu} (\mathbb{E}[1/(Q+a-1)^{r-1}] - (a-1)\mathbb{E}[1/(Q+a-1)^r]). \quad (30)$$

In [16] a similar recurrence formula is used.

Proof. First note

$$\begin{aligned} \mathbb{E}[1/(Q+a)^r] &= e^{-\mu} \sum_{k=0}^{\infty} \frac{\mu^k}{k!} \frac{1}{(k+a)^r} \\ &= e^{-\mu} \sum_{k=0}^{\infty} \frac{\mu^k}{(k+1)!} \frac{k+1}{(k+a)^r} \\ &= \frac{1}{\mu} e^{-\mu} \sum_{k=0}^{\infty} \frac{\mu^{k+1}}{(k+1)!} \frac{k+1}{(k+a)^r} \\ &= \frac{1}{\mu} e^{-\mu} \sum_{k=1}^{\infty} \frac{\mu^k}{k!} \frac{k}{(k+a-1)^r} \\ &= \frac{1}{\mu} \mathbb{E}^+[Q/(Q+a-1)^r]. \end{aligned}$$

For $a = 1$, this directly gives (29).

For $a > 1$, the $k = 0$ term is zero and can be added to the sum:

$$\begin{aligned} \mathbb{E}[1/(Q+a)^r] &= \frac{1}{\mu} e^{-\mu} \sum_{k=0}^{\infty} \frac{\mu^k}{k!} \frac{k}{(k+a-1)^r} \\ &= \frac{1}{\mu} \mathbb{E}[Q/(Q+a-1)^r]. \end{aligned}$$

Writing $Q = (Q+a-1) - (a-1)$ then yields

$$\begin{aligned} \mathbb{E}[1/(Q+a)^r] &= \frac{1}{\mu} \mathbb{E}[Q/(Q+a-1)^r] \\ &= \frac{1}{\mu} (\mathbb{E}[1/(Q+a-1)^{r-1}] - (a-1)\mathbb{E}[1/(Q+a-1)^r]). \end{aligned}$$

□

By iterating the recurrence relations (27), (28), (29) and (30), one can find an expression of the r -th inverse moments of the positive Poisson distribution in terms of central and non-central Stirling numbers.

Proposition 1. *Let Q be a positive Poisson variate with mean value μ . For integers $a \geq 1$ and $r \geq 1$:*

$$\mathbb{E}[1/(Q+a)^r] = \frac{1}{\mu^a} \left(S_a^{(r)} (1 - e^{-\mu}) + \sum_{k=1}^{r-1} S_a^{(r-k)} \mu_{-k} + \sum_{k=1}^{a-1} S_{a-k,k}^{(r)} \mu^k \right). \quad (31)$$

Proof. Let's denote the right hand side of (31) by $A(a, r)$, and the r -th inverse moment of the positive Poisson distribution $\mathbb{E}^+[1/Q^r]$ by μ_{-r} . We consider first the case $r = a = 1$. Since $A(1, 1) = (1 - e^{-\mu})/\mu$ it coincides with $\mathbb{E}[1/(Q+1)]$, by (27). Next, for $r = 1$ and $a > 1$, we need to check the recurrence (28), i.e. whether

$$A(a, 1) = (1 - (a-1)A(a-1, 1))/\mu.$$

From the generating function (7), we have $S_{a-k,k}^{(1)} = (-1)^{a-k-1}(a-1)!/k!$. Thus,

$$\begin{aligned} A(a, 1) &= \frac{(-1)^{a-1}(a-1)!}{\mu^a} \left(1 - e^{-\mu} + \sum_{k=1}^{a-1} (-\mu)^k/k! \right) \\ &= \frac{(-1)^{a-1}(a-1)!}{\mu^a} \left(- \sum_{k=a}^{\infty} (-\mu)^k/k! \right). \end{aligned}$$

It is straightforward to check the recurrence from the latter expression.

For $r > 1$ and $a = 1$ we find $A(1, r) = (\sum_{k=1}^{r-1} S_1^{(r-k)} \mu_{-k} + S_1^{(r)} (1 - e^{-\mu}))/\mu$. As $S_1^{(r)} = 1$ if and only if $r = 1$, this simplifies to $\mu_{-(r-1)}/\mu$, as required for (29).

Finally, to check the remaining recurrence (30) for $a, r > 1$, we first note that the $k = a-1$ sum term in the last term of (31) vanishes, because $S_{1,a}^{(r)} = 0$ for $r > 1$. Hence the upper summation limit can be replaced by $a-2$. Then, from recurrences (4) and (6), we see that the coefficients appearing in the three summation terms obey one and the same recurrence: $S_a^{(r-k)} = S_{a-1}^{(r-k-1)} - (a-1)S_{a-1}^{(r-k)}$, $S_a^{(r)} = S_{a-1}^{(r-1)} - (a-1)S_{a-1}^{(r)}$, and $S_{a-k,k}^{(r)} = S_{a-1-k,k}^{(r-1)} - (a-1)S_{a-1-k,k}^{(r)}$. It is then an easy matter to verify that $A(a, r)$ indeed satisfies the final recurrence $A(a, r) = A(a-1, r-1) - (a-1)A(a-1, r)$.

Since $A(a, r)$ satisfies the same recurrences and boundary conditions of $\mathbb{E}[1/(Q+a)^r]$, the two must coincide, proving equality in (31). \square

Inserting the explicit formulas (8) and (9) immediately gives, for the case $r = 1$:

$$\mathbb{E}[1/(Q+a)] = \frac{(a-1)!(-1)^{a-1}}{\mu^a} \left(1 - e^{-\mu} + \sum_{j=1}^{a-1} (-\mu)^j/j! \right). \quad (32)$$

6 Poisson Expansion of Inverse Moments

Based on the results of the two previous Sections, we are now in the position to formulate our main result. While our own interest lies with the binomial distribution, our result is generally valid for any positive discrete random variate.

Theorem 1. *Let K be a positive discrete random variate with probability distribution f , having mean value μ and factorial cumulants $\kappa^{(i)}$.*

Let μ_{-r} be the r -th inverse moment $\mu_{-r} = \mathbb{E}^+[1/Q^r]$ of a positive Poisson variate Q with the same mean value μ as K , and let $\mu_{-r,a}$ be the corresponding shifted inverse moments $\mu_{-r,a} = \mathbb{E}[1/(Q+a)^r]$, for $a > 0$, obtainable e.g. from (31). Define the sequence q_{-r} with $q_{-r}(a) = \mu_{-r,a}$, for $a \geq 0$.

Let P_m be the degree $2(m-1)$ polynomial obtained from the m -th order Taylor approximation of (17) as indicated in Section 4.

Then the m -th order Poisson approximation of the r -th inverse moment of K is given by

$$\mathbb{E}^+[1/K^r] \approx (P_m(-\Delta)q_{-r})(0). \quad (33)$$

Proof. Since the Poisson expansion of a distribution is expressed in terms of $\nabla^j \pi_\mu$, we first calculate the following sums:

$$\begin{aligned}\nu_{-r,j} &:= \sum_{k=1}^{\infty} \frac{1}{k^r} \nabla^j \pi_\mu(k) \\ &= \sum_{k=1}^{\infty} \frac{1}{k^r} \sum_{a=0}^j \binom{j}{a} (-1)^a \pi_\mu(k-a) \\ &= \sum_{k=1}^{\infty} \frac{1}{k^r} \pi_\mu(k) + \sum_{a=1}^j \binom{j}{a} (-1)^a \sum_{k=a}^{\infty} \frac{\pi_\mu(k-a)}{k^r}.\end{aligned}$$

Now note

$$\begin{aligned}\sum_{k=a}^{\infty} \frac{\pi_\mu(k-a)}{k^r} &= \sum_{k=0}^{\infty} \frac{\pi_\mu(k)}{(k+a)^r} \\ &= \mathbb{E}[1/(Q+a)^r].\end{aligned}$$

Thus

$$\begin{aligned}\nu_{-r,j} &= \mathbb{E}^+[1/Q^r] + \sum_{a=1}^j \binom{j}{a} (-1)^a \mathbb{E}[1/(Q+a)^r] \\ &= \sum_{a=0}^j \binom{j}{a} (-1)^a \mu_{-r,a}.\end{aligned}$$

We can express the last equation in terms of the sequence q_{-r} and the j -th forward difference operator:

$$\nu_{-r,j} = ((-\Delta)^j q_{-r})(0).$$

Combining this with the m -term Poisson expansion of the distribution of K ,

$$f \approx P_m(\nabla) \pi_\mu,$$

gives the final result

$$\mathbb{E}^+[1/K^r] \approx (P_m(-\Delta) q_{-r})(0).$$

□

When applied to the positive binomial distribution, this Theorem yields the following expansion (substituting formula (20) for the factorial cumulants):

Corollary 1. *For K a positive binomial variate $K \sim \text{Bin}(N, p)$, the m -th Poisson approximation of the r -th inverse moment is given by*

$$\mathbb{E}^+[1/K^r] \approx q_{-r}(0) + \sum_{k=1}^{m-1} \frac{1}{N^k} \sum_{j=1}^k \frac{(-1)^j}{j!} \alpha_{k-j,j} \mu^{j+k} ((-\Delta)^{j+k} q_{-r})(0). \quad (34)$$

Here, the coefficients $\alpha_{l,j}$ obey the recurrence

$$\alpha_{l,j+1} = \sum_{k=0}^l \frac{\alpha_{k,j}}{l-k+2}, \quad (35)$$

with boundary conditions $\alpha_{0,0} = 1$ and $\alpha_{l,0} = 0$ for $l > 0$.

Note that when fixing μ , this expansion is a series expansion in $1/N$.

Proof. With $\kappa^{(j)} = -N(j-1)!(-p)^j$, (17) becomes

$$\begin{aligned} t &\mapsto \exp\left(-\frac{N}{t} \sum_{k=2}^{\infty} \frac{1}{k} (tp\nabla)^k\right) \\ &= \sum_{j=0}^{\infty} \frac{1}{j!} \left(-\frac{N}{t} \sum_{k=2}^{\infty} \frac{1}{k} (tp\nabla)^k\right)^j \\ &= \sum_{j=0}^{\infty} \frac{1}{j!} (-N)^j \sum_{l=0}^{\infty} \alpha_{l,j} t^{j+l} (p\nabla)^{2j+l}. \end{aligned}$$

Here we have defined the series expansion

$$\left(\sum_{k=2}^{\infty} \frac{x^k}{k}\right)^j = \sum_{l=0}^{\infty} \alpha_{l,j} x^{2j+l}.$$

It is easily checked from this definition that the coefficients $\alpha_{l,j}$ obey the recurrence stated in the corollary. The m -term approximation polynomial P_m is now obtained by imposing the constraint $j+l \leq m-1$ and setting $t=1$, giving

$$P_m(x) = \sum_{j=0}^{m-1} \frac{1}{j!} (-N)^j \sum_{l=0}^{m-1-j} \alpha_{l,j} (px)^{2j+l}.$$

Substituting $p = \mu/N$ and collecting terms in identical powers of N gives

$$\begin{aligned} P_m(x) &= 1 + \sum_{j=1}^{m-1} \frac{(-1)^j}{j!} \sum_{l=0}^{m-1-j} \alpha_{l,j} N^{-j-l} (\mu x)^{2j+l} \\ &= 1 + \sum_{k=1}^{m-1} \frac{1}{N^k} \sum_{j=1}^k \frac{(-1)^j}{j!} \alpha_{k-j,j} (\mu x)^{j+k}. \end{aligned}$$

To obtain the last line we have set $k = j+l$ and reorganised the double summation. Combining this formula with (33) then gives the formula of the corollary. \square

Table 1 gives the first values of $\alpha_{l,j}$. One sees that $\alpha_{l,1} = 1/(l+2)$ and $\alpha_{l,2} = 2(H_{l+2} - 1)/(l+4)$, where H_n is the n -th harmonic number. We are not aware of any closed form expression for $j > 2$.

$l \backslash j$	0	1	2	3	4	5	6	7
0	1	1/2	1/4	1/8	1/16	1/32	1/64	1/128
1	0	1/3	1/3	1/4	1/6	5/48	1/16	
2	0	1/4	13/36	17/48	7/24	125/576		
3	0	1/5	11/30	59/135	229/540			
4	0	1/6	29/80	241/480				
5	0	1/7	223/630					
6	0	1/8						
7	0							

Table 1: Values of the coefficients $\alpha_{l,j}$ used in Corollary 1, for $j+l \leq 7$.

For the special case $r=1$, we can present an even more explicit formula.

Corollary 2. *For K a positive binomial variate $K \sim \text{Bin}(N, p)$, the m -th Poisson approximation of its first inverse moment is given by*

$$\mathbb{E}^+[1/K] \approx y_0 + \sum_{k=1}^{m-1} \frac{1}{N^k} \left(\sum_{j=1}^k \frac{(-1)^j}{j!} \alpha_{k-j,j} y_{j+k} \right), \quad (36)$$

where

$$y_n = \mu^n e^{-\mu} \text{Er}(\mu) + \sum_{l=1}^n (l-1)! \left(e^{-\mu} \binom{n}{l} - 1 \right) \mu^{n-l}, \quad (37)$$

and $\mu = Np$.

Proof. Equations (24), (25) and (32) yield explicit formulas for the sequence q_{-1} :

$$\begin{aligned} \mu_{-1,0} &= e^{-\mu} \text{Er}(\mu) \\ \mu_{-1,a} &= \frac{(a-1)!(-1)^{a-1}}{\mu^a} \left(1 - e^{-\mu} + \sum_{j=1}^{a-1} (-\mu)^j / j! \right). \end{aligned}$$

Then this gives

$$\begin{aligned} ((-\Delta)^n q_{-1})(0) &= e^{-\mu} \text{Er}(\mu) - \sum_{a=1}^n \binom{n}{a} \frac{(a-1)!}{\mu^a} \left(-e^{-\mu} + \sum_{j=0}^{a-1} (-\mu)^j / j! \right) \\ &= e^{-\mu} \text{Er}(\mu) + e^{-\mu} \sum_{a=1}^n \binom{n}{a} \frac{(a-1)!}{\mu^a} - \sum_{a=1}^n \binom{n}{a} \frac{(a-1)!}{\mu^a} \sum_{j=0}^{a-1} (-\mu)^j / j! \end{aligned}$$

The third term simplifies, upon setting $l = a - j$ and rearranging the double sum:

$$\begin{aligned} \sum_{a=1}^n \binom{n}{a} \frac{(a-1)!}{\mu^a} \sum_{j=0}^{a-1} (-\mu)^j / j! &= \sum_{a=1}^n \sum_{j=0}^{a-1} \binom{n}{a} \frac{(a-1)!}{j!} (-1)^j \mu^{j-a} \\ &= \sum_{l=1}^n \mu^{-l} \sum_{j=0}^{n-l} \binom{n}{j+l} \frac{(j+l-1)!}{j!} (-1)^j \\ &= \sum_{l=1}^n (l-1)! \mu^{-l}. \end{aligned}$$

That yields

$$((-\Delta)^n q_{-1})(0) = e^{-\mu} \text{Er}(\mu) + \sum_{l=1}^n \left(e^{-\mu} \binom{n}{l} - 1 \right) \frac{(l-1)!}{\mu^l}.$$

Substituting this expression for $((-\Delta)^n q_{-1})(0)$ in (34) of Corollary 1 gives the desired result. \square

To illustrate the behaviour of the expansion, we depict the absolute and relative error of the approximation of $\mathbb{E}^+[1/K]$ in Figures 4 and 5, respectively, for $N = 10$ and $N = 100$. It is clear from these figures that in contrast to previous expansions, the error is bounded uniformly over the complete interval $[0, 1]$. The graphs have been produced using a Mathematica program, listed in Appendix C. We have also calculated the absolute error for the alternative series expansion (16). It turned out that this expansion converged much more slowly than a Barbour expansion of the same degree (let alone one of the same order), even though the latter contains fewer terms than the former. For want of a better explanation, we attribute this phenomenon to the magic of Stein's method.

The results depicted in Figure 4 can be compared to some explicit error bounds in [3]. Corollary 2.4 in [3] gives an upper bound to the absolute error when approximating expectations of a sum W of N Bernoulli ('0-1') variates X_i . With $p_i = P[X_i = 1]$, the absolute error of the m -th order approximation to the expectation $\mathbb{E}[h(W)]$ is bounded as

$$|\eta_m| \leq 2^{2m-1} \frac{1 - e^{-\mu}}{\mu} \sum_i p_i^{m+1} \|h\|$$

where $\mu = \mathbb{E}[W] = \sum_i p_i$. A binomial variate $K \sim \text{Bin}(N, p)$ is just a special case of this, obtained by taking all p_i equal. For the inverse moments, h is given by $h = (0, 1, 2^{-r}, 3^{-r}, \dots)$, so that $\|h\| = 1$. This gives the following bound:

$$\begin{aligned} |\eta_m| &\leq 2^{2m-1} \frac{1 - e^{-\mu}}{\mu} N p^{m+1} \\ &= 2^{2m-1} (1 - e^{-\mu}) p^m. \end{aligned} \quad (38)$$

Obviously, this bound is only useful for $p < 1/4$, and it matches the actual convergence only for $p \ll 1$. Nevertheless, this bound partially proves our claim that the Poisson approximation to the inverse moments converges. For bigger values of p , we currently have to rely on the numerical calculations reported in Figure 4.

A Numerical calculation of the inverse moments of a positive Poisson variate

In this Appendix we present a numerical method for calculating the inverse moments $f_r(\mu) = \mathbb{E}^+[1/Q^r]$ of a positive Poisson variate with mean value μ . Series expansions are given in [14, 16, 27, 29, 32] but as these are asymptotic series they are not universally applicable. Plotting $f_r(\mu)/\mu$ reveals two different regimes in the range of μ . For small μ this function is seen to behave as $e^{-\mu}$ for all r (see Figure 6). This is also clear from the definition of f_r , as the first terms of its defining series are

$$\frac{f_r(\mu)}{\mu} = e^{-\mu} \left(1 + \frac{\mu}{2 \cdot 2!} + \frac{\mu^2}{3 \cdot 3!} + \dots \right).$$

This suggests that for small values of μ , the truncated series should give a good approximation:

$$f_r(\mu) \approx e^{-\mu} \sum_{k=1}^{M_1} \frac{\mu^k}{k! k}. \quad (39)$$

For larger μ , the Figure suggests a $1/\mu^r$ behaviour, with a moderately sharp cross-over region. For these larger values we can use the asymptotic series of [16]:

$$f_r(\mu) \approx \sum_{i=0}^{M_2-1} \frac{|s_{r+i}^{(r)}|}{\mu^{r+i}}, \quad (40)$$

where $s_j^{(k)}$ are the Stirling numbers of the first kind.

By appropriately choosing the cross-over point μ_* at which to switch from (39) to (40) and the number of terms M_1 and M_2 in the two series, one can tune the maximal relative error of the approximation while keeping the computational effort at bay. Tables 2 and 3 show the values for the cross-over point μ_* , and M_1 and M_2 , as function of r , needed to obtain an approximation with relative error ($|1\text{-approximation/exact value}|$) below 10^{-5} and 10^{-10} , respectively. In general, the choice of values for M_1 and M_2 involves a

r	1	2	3	4	5	6
μ_*	13.671	17.061	20.544	24.775	28.966	32.969
M_1	31	35	39	44	49	53
M_2	10	15	20	26	32	38

Table 2: Values for the cross-over point μ_* , and optimal number of terms M_1 and M_2 , as function of r , to obtain an approximation of $f_r(\mu)$ with relative error below 10^{-5} .

r	1	2	3	4	5	6
μ_*	25.734	29.206	33.998	37.903	42.573	47.068
M_1	63	67	74	79	85	90
M_2	20	26	33	39	46	53

Table 3: Same as Table 2 but for a relative error below 10^{-10} .

trade-off between the two series. In the present case, however, the choice of M_2 is determined because the second series is an asymptotic expansion. From a certain number of terms onwards, the benefit in including additional terms becomes marginal and ultimately the series diverges. We have chosen the value of M_2 that minimises the value μ_* below which the relative error becomes larger than the set minimum, so that the number of terms M_1 of the first series, covering the remaining interval, can be made as small as possible.

B Proof of the Poisson Expansion Formula

In this Appendix we give a simple proof of the identity (15) underlying the Poisson expansion. Let f be a semi-infinite sequence

$$f = (f(0), f(1), \dots, f(k), \dots).$$

As everywhere in this paper, we set $f(k) = 0$ for $k < 0$. Let f have mean value μ and let its k -th factorial cumulant be $\kappa^{(k)}$, with generating function

$$\log \left(\sum_{k=0}^{\infty} f(k)(1+x)^k \right) = \sum_{j=0}^{\infty} \frac{\kappa^{(j)}}{j!} x^j.$$

Recall that for any PDF f , $\kappa^{(0)} = 0$ and $\kappa^{(1)} = \mu$.

Define the operator S

$$S := \exp \left(\sum_{k=2}^{\infty} \frac{\kappa^{(k)}}{k!} (-\nabla)^k \right),$$

having matrix representation

$$S \mapsto \mathbf{S} = \exp \left(\sum_{k=2}^{\infty} \frac{\kappa^{(k)}}{k!} (-\nabla)^k \right).$$

Let g denote the sequence $g = S\pi_{\mu} = \mathbf{S}.\pi_{\mu}$, where π_{μ} is the sequence

$$(\pi_{\mu}(0), \pi_{\mu}(1), \dots, \pi_{\mu}(k), \dots)$$

of the PDF of the Poisson distribution with mean value μ . We thus need to prove that $g = f$.

The generating function of factorial cumulants can be written as

$$\log \left(\sum_{k=0}^{\infty} f(k)(1+x)^k \right) = \log f^T \xi(x),$$

where $\xi(x)$ is the semi-infinite vector

$$\xi(x) = (1, 1+x, (1+x)^2, \dots, (1+x)^k, \dots),$$

for $x \in \mathbb{C}$. This vector is the eigenvector of Δ corresponding to eigenvalue x . Applying Δ to the sequence $\xi(x)$ indeed yields $\Delta \xi(x) = (x, x(1+x), x(1+x)^2, \dots) = x \xi(x)$.

We will now calculate the factorial cumulant generating function of g . The inner product $g^T \xi(x)$ is given by

$$\begin{aligned} g^T \xi(x) &= \pi_{\mu}^T . \mathbf{S}^T . \xi(x) \\ &= \pi_{\mu}^T . \exp \left(\sum_{k=2}^{\infty} \frac{\kappa^{(k)}}{k!} (-\nabla)^k \right)^T . \xi(x) \\ &= \pi_{\mu}^T . \exp \left(\sum_{k=2}^{\infty} \frac{\kappa^{(k)}}{k!} \Delta^k \right) . \xi(x). \end{aligned}$$

Since $\xi(x)$ is an eigenvector of Δ with eigenvalue x , this immediately gives

$$g^T \xi(x) = \exp \left(\sum_{k=2}^{\infty} \frac{\kappa^{(k)}}{k!} x^k \right) \pi_{\mu}^T . \xi(x).$$

The logarithm of the last factor is the factorial cumulant generating function of the Poisson distribution, which is known to be μx . Thus we get that the factorial cumulant generating function of g is

$$\begin{aligned} \log g^T \xi(x) &= \sum_{k=2}^{\infty} \frac{\kappa^{(k)}}{k!} x^k + \mu x \\ &= \sum_{k=0}^{\infty} \frac{\kappa^{(k)}}{k!} x^k. \end{aligned}$$

Since the right-hand side is identical to the factorial cumulant generating function of f , we have proven that $f = g$. \square

C A Mathematica program for the first inverse moment of a positive binomial variate

Here we reproduce the short Mathematica program that we have used to prepare Figure 4. For ease of implementation, the inverse moments of the Poisson distribution are calculated directly using Mathematica's summation capabilities, rather than via any recurrences or explicit formulas like the one of Proposition 1.

```
(* First inverse moment of a-shifted Poisson: *)
invmom[mu_, a_] := Sum[Exp[-mu] mu^k/k!/(k+a), {k, If[a==0, 1, 0], Infinity}]

(* First inverse moment of l-th forward difference of Poisson: *)
invdif[mu_, l_] := Sum[Binomial[l, j] (-1)^j invmom[mu, j], {j, 0, l}]

(* Factorial cumulants of binomial: *)
kappa[n_, p_, k_] = -n(k - 1)!(-p)^k;

(* m term Poisson expansion :*)
expansion[n_, mu_, x_, m_] :=
  Collect[Normal[
    Series[Exp[Sum[kappa[n, mu/n, k] (-x t)^k/k!, {k, 2, m}]/t],
    {t, 0, m - 1}]] /. t -> 1, x];

(* The m-th order Poisson approximation (m=1,...,6) to
the first inverse moment of Bin(n, p) :*)
appr[n_, p_] =
  Table[(expansion[n, n p, x, m] /. x^k_ -> invdif[n p, k]) - 1 +
    invdif[n p, 0], {m, 1, 6}];

(* Exact expression: *)
exact[n_, p_] = Sum[Binomial[n, k] p^k (1 - p)^(n - k)/k, {k, 1, n}];

(* Absolute error: *)
abserr[p_, n_, m_] := Abs[appr[n, p][[m]] - exact[n, p]]

(* Relative error: *)
relerr[p_, n_, m_] := Abs[1 - appr[n, p][[m]]/exact[n, p]]

(* Produces the graph of Fig. 4 for n=10, m = 1 to 6: *)
<< Graphics'Graphics'
grlist = Table[
  LinearLogListPlot[
    Table[{p, N[relerr[SetPrecision[p, 30], 10, m], 30]} /.
      p -> k/500, {k, 1, 500}], PlotRange -> All,
    PlotJoined -> True], {m, 1, 6}];
Show[grlist, PlotRange -> {-12, 0}, DefaultFont -> {"Times-Italic", 16},
  AxesLabel -> {"p", "rel.err."}];
```

References

- [1] M. Abramowitz and I.A. Stegun (eds.), *Handbook of mathematical functions*, Dover, New York (1972).
- [2] K. Audenaert and S. Scheel, "Quantum Tomographic Reconstruction with Error Bars: a Kalman Filter Approach," ArXiv eprint 0809.3359 (2008).
- [3] A. Barbour, "Asymptotic Expansions in the Poisson Limit Theorem," *Ann. Prob.* **15**, 748–766 (1987).
- [4] A. Barbour and J. Jensen, "Local and tail approximations near the Poisson limit," *Scand. J. Statist.* **16**, 75–87 (1989).

- [5] A.D. Barbour and L.H.Y. Chen, “An Introduction to Stein’s Method,” Lecture Note Series, Institute of Mathematical Sciences vol. **4**, National University of Singapore (2005).
- [6] G. Bohlmann, “Formulierung und Begründung zweier Hilfsätze der mathematische Statistik,” *Math. Annalen* **74**, 341–409 (1913).
- [7] M.T. Chao and W.E. Strawderman, “Negative moments of positive random variables,” *J. Amer. Statist. Assoc.* **67**, 429–431 (1972).
- [8] N.A.C. Cressie, A.S. Davis, J.L. Folks, and G.E. Policello, “The moment-generating function and negative integer moments,” *American Statistician* **35**, 148–150 (1981).
- [9] F.N. David and N.L. Johnson, “Reciprocal Bernoulli and Poisson variables,” *Metron* **18**, 77–81 (1956).
- [10] B. Epstein and M. Sobel, “Life Testing,” *J. Amer. Statist. Assoc.* **48**, 486–502 (1953).
- [11] N.L. Garcia and J.L. Palacios, “On inverse moments of nonnegative random variables,” *Statist. Probab. Lett.* **53**, 235–239 (2001).
- [12] Z. Govindarajulu, “Recurrence relation for the inverse moments of the positive binomial variable,” *J. Amer. Statist. Assoc.* **58**, 468–473 (1963).
- [13] E.L. Grab and I.R. Savage, “Tables for the expected value of $1/x$ for positive Bernoulli and Poisson variables,” *J. Amer. Statist. Assoc.* **49**, 169–177 (1954).
- [14] R.C. Gupta, “On negative moments of generalized Poisson distribution,” *Math. Oper. Statist.* **10**, 169–172 (1979).
- [15] L.C. Hsu and P.J.-S. Shiue, “A Unified Approach to Generalized Stirling Numbers,” *Adv. Appl. Math.* **20**, 366–384 (1998).
- [16] C.M. Jones and A.A. Zhigljavsky, “Approximating the negative moments of the Poisson distribution,” *Statist. Probab. Lett.* **66**, 171–181 (2004).
- [17] M.C. Jones, “Inverse moments of negative-binomial distributions,” *J. Statist. Comput. Simulation* **23**, 241–242 (1986).
- [18] M.C. Jones, “Inverse factorial moments,” *Statist. Probab. Lett.* **6**, 37–42 (1987).
- [19] D.G. Kabe, “Inverse moments of discrete distributions,” *Canad. J. Statist.* **4**, 133–141 (1976).
- [20] M. Koutras, “Non-central Stirling numbers and some applications,” *Discrete Math.* **42**, 73–89 (1982).
- [21] R.A. Lew, “Bounds on negative moments,” *SIAM J. Appl. Math.* **30**, 728–731 (1976).
- [22] E. Marciniaik and J. Wesołowski, “Asymptotic Eulerian expansions for binomial and negative binomial reciprocals,” *Proc. AMS* **127**, 3329–3338 (1999).
- [23] W. Mendenhall and E.H. Lehman, Jr., “An approximation to the negative moments of the positive binomial useful in life testing,” *Technometrics* **2**, 227–242 (1960).
- [24] A.O. Pittenger, “Sharp mean-variance bounds for Jensen-type inequalities,” *Statist. Probab. Lett.* **10**, 91–94 (1990).
- [25] G.A. Rempala, “Asymptotic factorial powers expansions for binomial and negative binomial reciprocals,” *Proc. AMS* **32**, 261–272 (2003).
- [26] E.B. Rockower, “Integral identities for random variables,” *American Statistician* **42**, 68–72 (1988).
- [27] D.D. Stancu, “On the moments of negative order of the positive Bernoulli and Poisson variables,” *Studia Univ. Babes-Bolyai Ser. Math. Phys.* **1**, 29–31 (1968).
- [28] F.F. Stephan, “The expected value and variance of the reciprocal and other negative powers of a positive Bernoullian variate,” *Ann. Math. Statist.* **16**, 50–61 (1945).

- [29] M.L. Tiku, “A note on the negative moments of a truncated Poisson variate,” J. Amer. Statist. Assoc. **59**, 1220–1224 (1964).
- [30] D.A. Wooff, “Bounds on reciprocal moments with applications and developments in Stein estimation and post-stratification,” J. Roy. Statist. Soc. Ser. B **47**, 362–371 (1985).
- [31] S. Zacks, “On some inverse moments of negative-binomial distributions and their application in estimation,” J. Statist. Comput. Simulation 10, 163–165 (1980).
- [32] M. Znidaric, “Asymptotic expansion for inverse moments of binomial and Poisson distributions,” arXiv.org preprint math/0511226 (2005).
- [33] M. Znidaric and M. Horvat, “Exponential complexity of an adiabatic algorithm for an NP-complete problem,” Phys. Rev. A **73**, 022329 (2006).

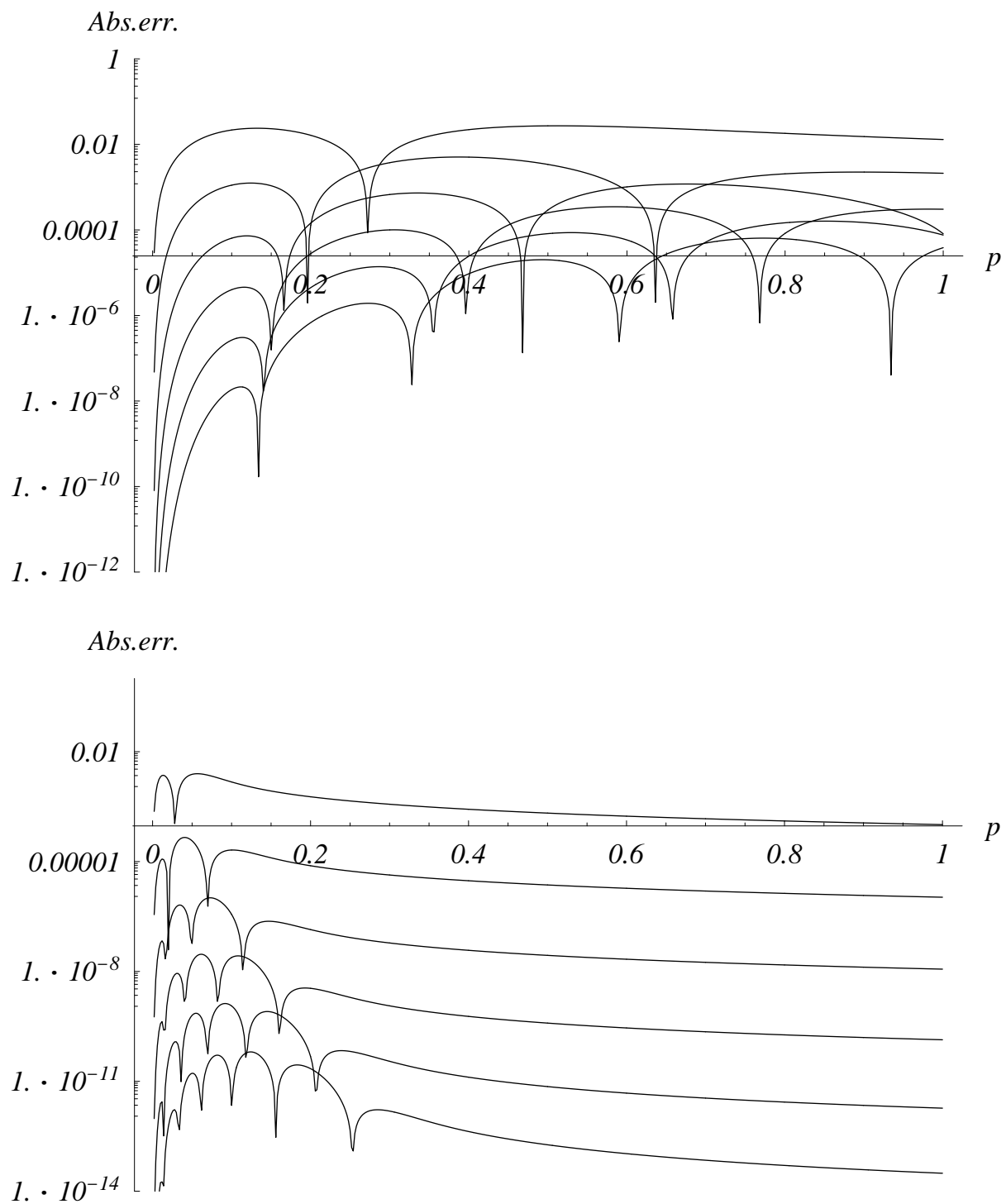


Figure 4: Absolute error as a function of p of the Poisson expansion of the first inverse moment of a positive binomial variate for $N = 10$ and $N = 100$, with 1 term (upper curve), and up to 6 terms (lowest curve).

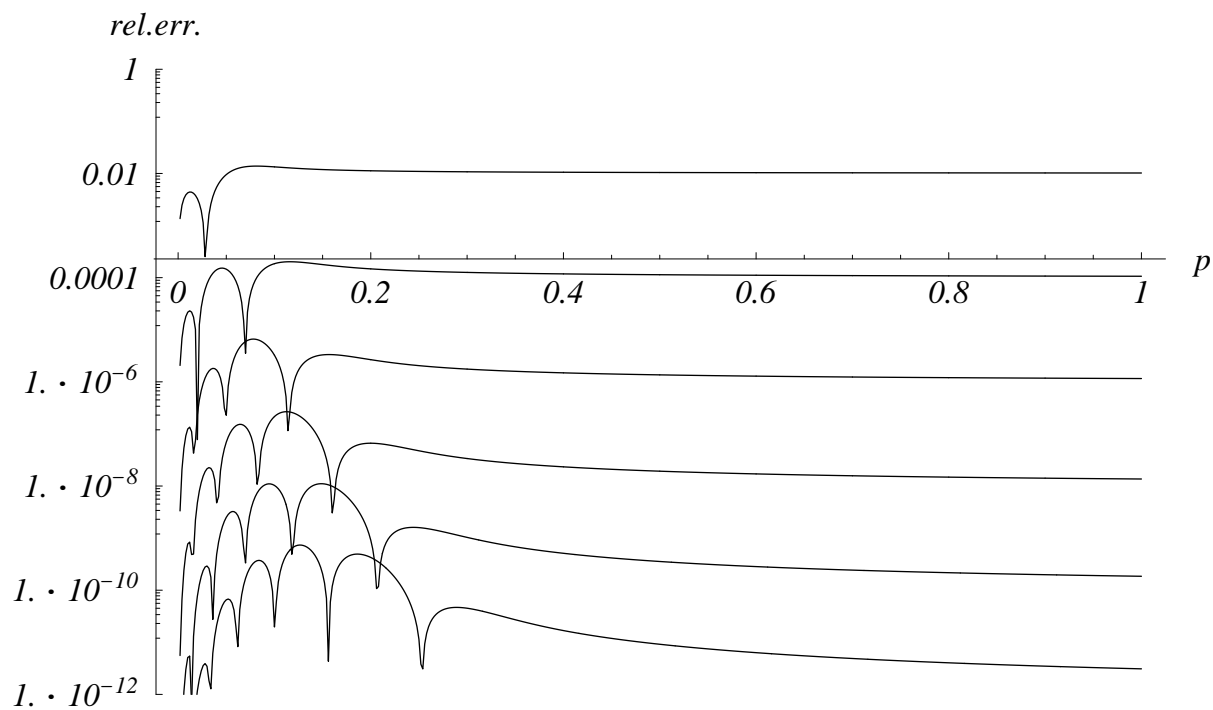
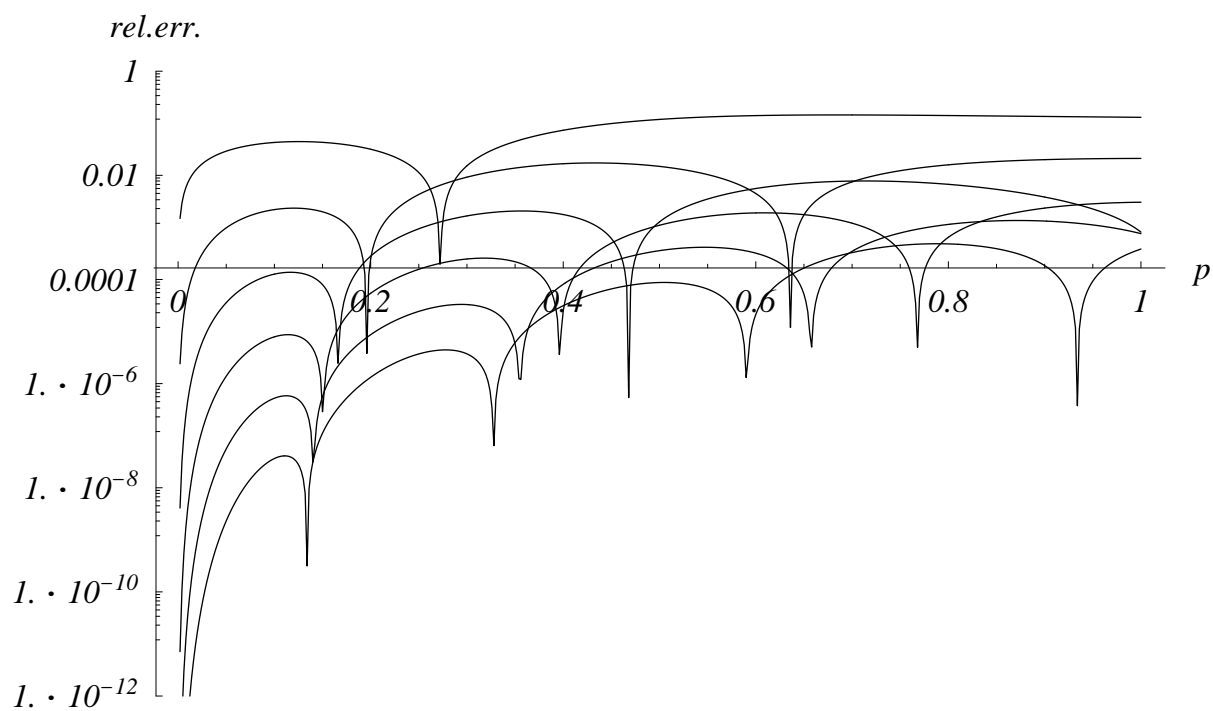


Figure 5: Same as Figure 4 but showing the relative error.

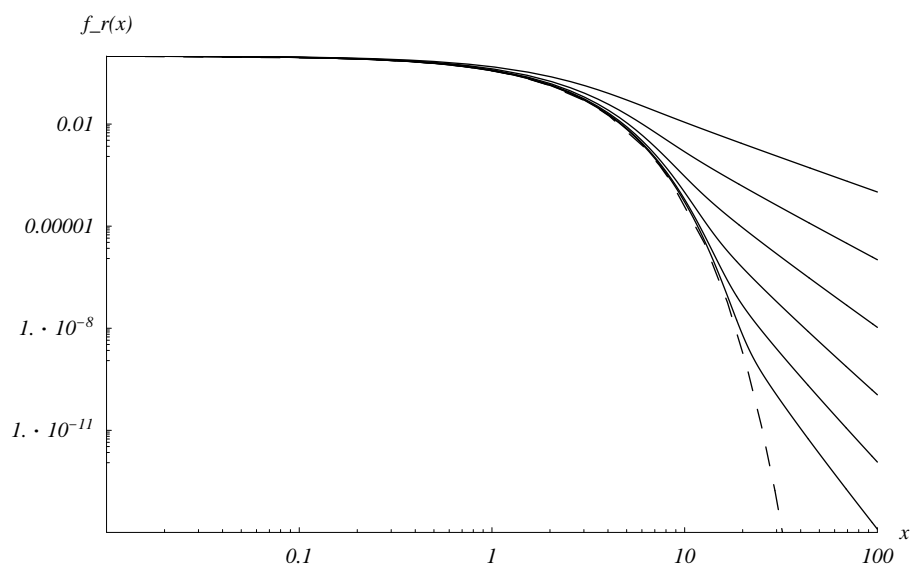


Figure 6: Figure of $f_r(\mu)/\mu = \frac{e^{-\mu}}{\mu} \sum_{k=1}^{\infty} \frac{\mu^k}{k! k^r}$, for values of r from 1 (upper curve) to 6 (lower curve). The dashed curve represents the function $e^{-\mu}$.