

Critical surface in hot and dense QCD with the vector interaction

Kenji Fukushima

Yukawa Institute for Theoretical Physics, Kyoto University, Kyoto 606-8502, Japan

We discuss the chiral phase transition of hot and dense quark matter. We illustrate that the first-order phase transition is generally favored at high baryon density and the repulsive vector-vector interaction weakens the first-order phase transition. We use the Nambu–Jona-Lasinio model with the Polyakov loop coupling for concreteness. We locate the QCD critical surface on the quark mass plane for various values of the vector coupling constant. We find that, with increasing quark chemical potential, the first-order region in the quark mass plane could shrink for sufficiently large vector coupling. This may be a possible explanation for the recent lattice QCD results by de Forcrand and Philipsen.

PACS numbers: 12.38.Aw, 11.10.Wx, 11.30.Rd, 12.38.Gc

I. INTRODUCTION

On the phase diagram in the plane with the axes by temperature, density, pressure, concentration, external fields, etc, the “critical point” commonly refers to the terminal point of the phase transition boundary of first order. This point has an exact second-order phase transition regardless of symmetry properties.

Interestingly enough, the existence of the critical point is a possibility not only in condensed matter physics but also in QCD (Quantum Chromodynamics) physics [1]. The QCD phase diagram with the temperature T and the quark chemical potential μ has taken on significance in the application to the heavy-ion collisions at various energies as well as to the neutron star structure. There is a consensus in the community that the QCD phase transitions associated with chiral symmetry restoration and color deconfinement are smooth crossover when T goes up with $\mu \simeq 0$. In contrast, the situation changes in the different regime where μ grows with $T \simeq 0$. Model studies [2, 3] suggest that the first-order chiral phase transition should occur at some μ comparable to the constituent quark mass (or one third of the baryon mass) when $T \simeq 0$. To be consistent with crossover at $T \neq 0$ and $\mu \simeq 0$, therefore, the critical point is expected to exist at intermediate T_E and μ_E .

It is, however, important to remark that the existence of the QCD critical point is still under dispute [4]. One interesting negative observation against the QCD critical point has come from the Monte-Carlo simulation of QCD on the lattice with varying the light-quark mass m_{ud} and the strange-quark mass m_s [5], though some other lattice simulations are rather affirmative. (For a review see Ref. [6]). For the symmetry reason the chiral phase transition in three-flavor quark matter at $m_{ud} = m_s = 0$ is presumably first order [7]. Because the mass term explicitly breaks chiral symmetry, the first-order transition turns to crossover at some m_{ud} and m_s [8, 9], which defines the critical boundary in the m_{ud} - m_s plane. Model studies that support the QCD critical point predict that the first-order region in the m_{ud} - m_s plane expands by the effect of increasing μ , so that the physical quark mass hits

the critical surface at $\mu = \mu_E$ [10, 11]. However, de Forcrand and Philipsen [5] recently claim that the first-order region should not expand but rather shrink at higher density as long as μ/T is small.

The purpose of this paper is twofold:

- 1) We will extract the general feature of the quasi-particle description leading to the first-order phase transition at high density. We make use of simple closed expressions by limiting our discussions to the $T = 0$ case. In fact, the confirmation of the first-order phase transition at $T = 0$ and $\mu \neq 0$ suffices for the existence of the QCD critical point since the QCD phase transition at $\mu = 0$ and $T \neq 0$ is crossover. In the same way we discuss the effect of the repulsive vector-vector interaction on the general ground. These are all discussed in Sec. II.
- 2) We will point out in Sec. III that the shrinkage of the first-order region in the m_{ud} - m_s plane is not uncommon once we take account of a vector-vector interaction. We draw the critical surface using the Polyakov loop augmented Nambu–Jona-Lasinio (PNJL) model to exemplify the effect of the vector interaction, which may be a likely explanation for the results by de Forcrand and Philipsen.

II. FIRST-ORDER PHASE TRANSITION

Let us first consider a chiral model at $T = 0$ with and without the vector interaction. We will do so because we should understand the underlying mechanism for a first-order phase transition at $T = 0$ and $\mu \neq 0$ to elucidate the effect of the vector interaction.

The simplest case in the chiral limit is enough for our present demonstration in which one dynamical mass M serves as the order parameter. Here M is either the constituent quark mass in the color deconfined phase or one third of the nucleon mass minus binding energy of nuclear matter if the system confines color. Although we can formulate both, we shall focus on the former, i.e. deconfined quark matter, hereafter. (For the latter, see discussions in Ref. [3].) We assume that the pressure $P_\chi[M]$ results in the chiral symmetry broken phase at zero density. That is, the free energy, $-P_\chi[M]$, has minima located at $M = \pm M_0$; we simply postulate the following

form;

$$P_\chi[M] = -a(M_0^2 - M^2)^2 \quad (1)$$

with a parameter a .

Now we turn finite μ on. As long as μ is smaller than the lowest-lying mass of fermionic excitation, nothing happens and the vacuum is empty. Once μ exceeds a certain threshold M , a finite amount of density appears. The pressure has a contribution from the density which is generally expressed as

$$P_\mu[M] = \int_0^\mu d\mu' n_q(\mu'). \quad (2)$$

Here $n_q(\mu)$ represents the fermion density. In the quasi-particle picture it is given by the integrated Dirac-Fermi distribution function with the constituent mass;

$$n_q(\mu) = \nu \int \frac{d^3p}{(2\pi)^3} \left[\frac{1}{e^{(\varepsilon-\mu)/T} + 1} - \frac{1}{e^{(\varepsilon+\mu)/T} + 1} \right] \\ \xrightarrow{T=0} \frac{\nu}{6\pi^2} (\mu^2 - M^2)^{3/2} \theta(\mu^2 - M^2), \quad (3)$$

where $\varepsilon = \sqrt{p^2 + M^2}$ and ν is the fermionic degrees of freedom (color, flavor, spin). In two-flavor quark matter, for example, $\nu = (3 \text{ colors}) \times (2 \text{ flavors}) \times (2 \text{ spins}) = 12$. We note that θ denotes the Heaviside theta function, which signifies that the system at $\mu < M$ is empty. In fact, the theta function is essential to make a double-peak shape in the total pressure, as we will see soon.

It is possible to perform the integration (2) to find an analytical expression with logarithmic terms. To simplify our qualitative analysis, however, we shall introduce an approximation as

$$P_\mu[M] \approx \frac{\nu}{24\pi^2 \mu^2} (\mu^2 - M^2)^3 \theta(\mu^2 - M^2), \quad (4)$$

which turns out to be a good approximation as shown in Fig. 1. The solid curve represents Eq. (4), while the dotted curve is Eq. (2) with Eq. (3) substituted. Because more particles can reside in the Fermi sphere for smaller mass, $P_\mu[M]$ has a maximum at $M = 0$.

Let us consider the condition for $P[M] = P_\chi[M] + P_\mu[M]$ having a first-order phase transition. Here $P_\chi[M]$ and $P_\mu[M]$ have a peak at $M = M_0$ and $M = 0$ respectively (see Fig. 2). The existence of double peaks in $P[M]$ requires that $\mu \lesssim M_0$, meaning that μ should not be much greater than M_0 . [So, μ can be larger than M_0 slightly.] This is necessary for the peak at $M = M_0$ to remain. At $M = 0$ the pressure curvature should be negative, that is;

$$a < \frac{\nu}{16\pi^2} \frac{\mu^2}{M_0^2} \lesssim \frac{\nu}{16\pi^2}. \quad (5)$$

At the first-order critical point the peak at $M = 0$ is as high as the second peak at $M = M_0$ (neglecting small

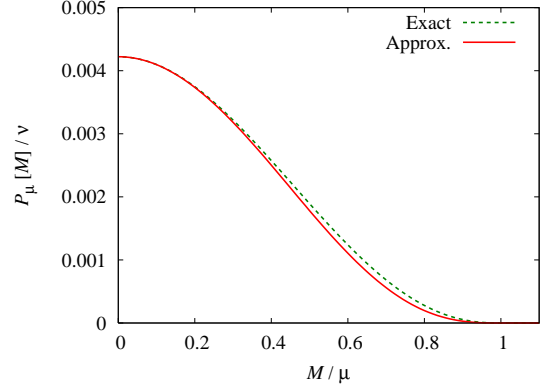


FIG. 1: Comparison between the exact integration in Eq. (2) (by the dotted curve) and the approximation in Eq. (4) (by the solid curve).

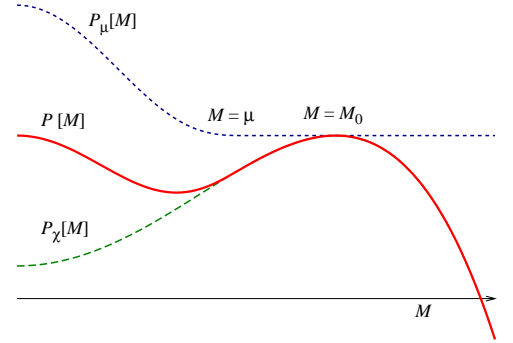


FIG. 2: Sketch of the double-peak pressure $P[M]$ resulting from the sum of $P_\chi[M]$ and $P_\mu[M]$.

contribution from $P_\mu[M]$), which yields the critical condition that

$$a \simeq \frac{\nu}{24\pi^2} \frac{\mu_c^4}{M_0^4}. \quad (6)$$

As long as $\mu \lesssim M_0$, as μ is raised, the curvature condition (5) is sufficient for the existence of μ_c from Eq. (6). This is another way to see why we should have required $\mu \lesssim M_0$.

We shall next take account of the mean-fields from the vector-vector interaction, $-G_V(\bar{\psi}\gamma_\mu\psi)(\bar{\psi}\gamma^\mu\psi)$ [11, 12, 13, 14]. Because $\langle\bar{\psi}\gamma^0\psi\rangle$ is nothing but the fermionic density, the vector interaction generates a contribution to the pressure;

$$P_V[M] = -G_V n_q^2 = -\frac{G_V \nu^2}{36\pi^4} (\mu^2 - M^2)^3 \theta(\mu^2 - M^2) \quad (7)$$

at $T = 0$, which takes the same form as the approximated (4). The coefficient in Eq. (4) is hence modified by the effect of Eq. (7) (that is, the effective fermionic degrees of freedom are reduced), and the curvature condition is

then

$$a < \left(1 - \frac{2\nu G_V \mu^2}{3\pi^2}\right) \frac{\nu}{16\pi^2} \frac{\mu^2}{M_0^2}. \quad (8)$$

Therefore, even though we start with a that satisfies Eq. (5), there is a critical G_V for which Eq. (8) is not satisfied within $\mu \lesssim M_0$. Then, the first-order phase transition would disappear.

Let us see concrete numbers; in the conventional NJL model with two flavors [15] one can read a as

$$a = \frac{1}{2M_0^2} \left(\frac{\nu\Lambda^2}{8\pi^2} - \frac{1}{4G_S} \right) = 0.067, \quad (9)$$

where we used $\nu = 12$ and the ultraviolet cutoff $\Lambda = 631$ MeV, the four-fermion coupling $G_S\Lambda^2 = 2.19$, and the resultant $M_0 = 336.2$ MeV. The first term originates from the zero-point energy and the second from the four-fermion interaction. Then, the right-hand side of Eq. (5) is 0.076 and the inequality is certainly satisfied. In the case of the chiral quark model [16], for comparison, a is estimated as $a \simeq m_\sigma^2 f_\pi^2 / (8M_0^4)$, which yields $a = 0.02 \sim 0.05$ depending on the value of the σ meson mass. This is again within the region of the first-order phase transition.

The critical point in the NJL model case is

$$\mu_c = 1.07M_0, \quad (10)$$

from Eq. (6). This estimate is consistent with the empirical value in the NJL model study.

It is easy to see the effect of G_V from Eq. (8). As we have confirmed the critical μ is nearly M_0 and we can replace $\mu \rightarrow M_0$ in Eq. (8) approximately. Then, the inequality does not hold when

$$G_V > 0.25G_S, \quad (11)$$

meaning that such G_V makes the first-order phase transition disappear at all along the μ axis. It is impressing that this rough estimate is fairly consistent with a more serious analysis in the NJL model [12].

We can learn from the above argument that the repulsive vector-vector interaction reduces the pressure arising from the degenerated particles in the Fermi sphere. To achieve chiral restoration with such strong vector interaction, then, $\mu > M_0$ is necessary and a peak around $M = M_0$ is washed away by the tail of $P_\mu[M] + P_V[M]$ which extends up to $M = \mu$. This is the mechanism how the vector interaction would hinder the first-order phase transition.

III. THREE-FLAVOR MASS PLANE

From the point of view of thermodynamic pressure, so far, we have seen how the first-order phase transition could occur at $\mu = \mu_c \simeq M_0$ in the case of two-flavor cold quark matter.

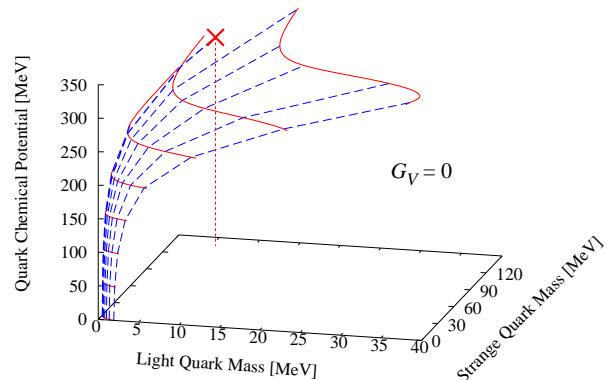


FIG. 3: Critical surface with standard curvature in the PNJL model without the vector interaction. The physical mass point in this model is ($m_{ud} = 5.5$ MeV, $m_s = 135.7$ MeV) which hits the critical surface at $\mu = \mu_E$.

Let us now proceed to the main part of our discussions on three-flavor quark matter. For a fixed value of μ , the chiral phase transition at finite T is of first order when the current quark masses m_{ud} and m_s stay small, and becomes of crossover if m_{ud} and m_s exceed a critical boundary. Therefore, in the 3D space of m_{ud} , m_s , and μ , the critical condition makes a hypersurface. For concreteness we adopt the PNJL model used in Ref. [11] to draw the critical surface. The NJL model allows for artificial quark excitations near T_c that tends to shift the location of the critical point to lower temperature. The PNJL model cures this by means of the color projection by the Polyakov loop which is a colored phase factor associated with single-quark excitation. Since the model details are not our main focus, we simply refer to Ref. [11, 17] for details.

Figure 3 is the critical surface with standard curvature in the PNJL model. Above the critical surface the finite- T phase transition is of first order, while no sharp phase transition takes place below the surface. The second-order phase transition sits on the critical surface. This is just one model example but shows typical behavior in model studies. The physical mass point hits the critical surface at $\mu = \mu_E = 313.5$ MeV where the critical temperature is $T = T_E = 101.8$ MeV (shown by a cross in Fig. 3).

It is model independent that the density effect induces a pressure like Eq. (2) whose maximum is located in the (partially) chiral symmetric phase. In the presence of such an additional peak near $M_{ud} \simeq m_{ud}$, $M_s \simeq m_s$, the first-order transition region is enhanced with increasing μ .

The problem is that this curvature of the critical surface as shown in Fig. 3 might be inconsistent with the lattice observation [5] even though the model results seem to be generic not relying on any specific assumption.

We here propose one scenario that has a natural ac-

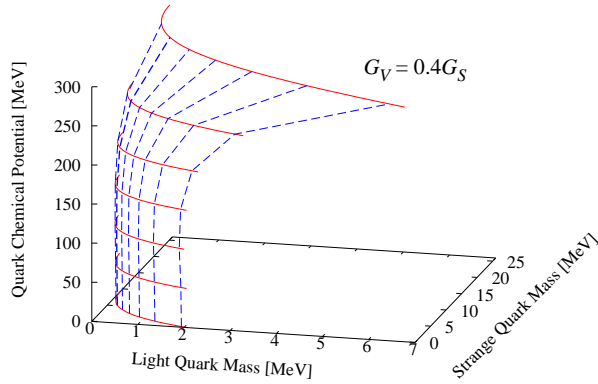


FIG. 4: Demonstration of the effect of the vector interaction in the PNJL model with $G_V = 0.4G_S$.

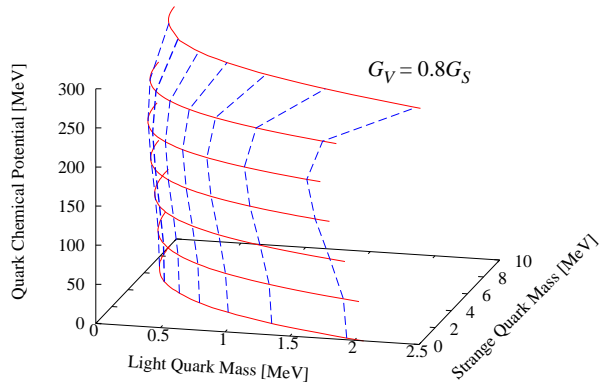


FIG. 5: Demonstration of the effect of the vector interaction in the PNJL model with $G_V = 0.8G_S$.

count for the lattice results and, at the same time, would not exclude the existence of the critical point. The necessary ingredient is the vector-vector interaction alone. As a matter of fact, the repulsive vector interaction is anticipated from the hadron property [12, 18]. Figures 4 and 5 are the examples from the PNJL model with the vector interaction incorporated. (For the mean-field treatment of the vector interaction, see Refs. [2, 11, 12, 13, 14, 18].) We have chosen a considerably large value of G_V to make it easier to perceive the effect visually. The point is that the inclusion of $G_V \neq 0$ induces the opposite curvature to that in Fig. 3 at small μ , and eventually the curvature returns to the standard one at larger μ . It should be noted that the first-order region at $\mu = 0$ does not change but the axis scale in Figs. 4 and 5 is different from Fig. 3.

The rest of this paper will be devoted to explanation of this back-bending curvature as a result of the vector interaction. We will discuss the mechanism in order.

1) We have to realize that the finite T is important to understand the back-bending behavior. The information

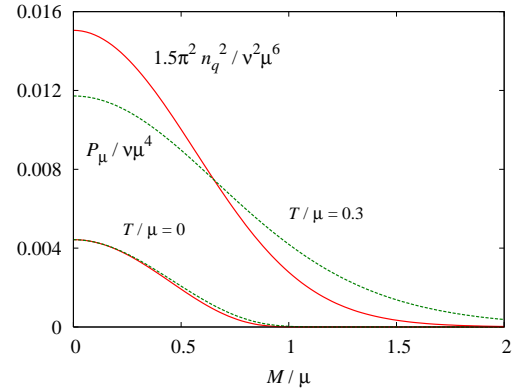


FIG. 6: n_q^2 (solid curve) and P_μ (dotted curve) at $T/\mu = 0$ and $T/\mu = 0.3$, where n_q^2 is normalized such that P_μ and n_q^2 nearly coincide at $T/\mu = 0$.

of the critical temperature is implicit in Figs. 3, 4, and 5. The general tendency is that the critical temperature becomes smaller as μ increases. Thus, in fact, the critical surface is cut at large chemical potential for which the critical point touches $T = 0$.

2) In the vicinity of $\mu = 0$, hence, the finite T effect is substantial, which makes the functional forms of the integrated $n_q(\mu)$ with respect to μ (i.e. P_μ) and n_q^2 deviate from each other unlike the $T = 0$ case. Then the integrated one (2) turns out to be less steeper than n_q^2 as a function of M , which can be readily confirmed by simple numerical calculations (see Fig. 6). Thus the pressure contribution by density-induced particles is relatively more suppressed by finite T than the vector interaction effect involving n_q^2 . This means, in other words, that n_q^2 brings a sharper modification than P_μ to the total pressure at higher T (and thus smaller μ in turn).

3) Because the repulsive vector interaction has the opposite effect to the density, as we have seen in Sec. II, some G_V exists which is large enough to invert the density effect. Still, the first-order region at $\mu = 0$ is intact since $n_q = 0$ at $\mu = 0$.

4) With appropriate $G_V \neq 0$, as μ goes up, the first-order region shrinks by the effect of growing n_q^2 from the vector interaction which overwhelms the effect of P_μ as long as T/μ is large.

5) When μ gets larger and T/μ becomes smaller, the functional shape of n_q^2 comes to be identical to that of P_μ as seen in Fig. 6. If G_V is not too large, the density effect can surpass the vector interaction eventually, which makes the curvature bend back into the standard direction at high μ , which is manifestly the case in Figs. 4 and 5.

IV. SUMMARY

We have clarified how the quasi-particle description can lead to a first-order phase transition in cold and dense

quark matter. In the same way we have intuitively made clear the role played by the mean-fields from the repulsive vector-vector interaction which reduces a pressure contribution from density-induced particles.

We have then discussed the vector interaction in the $m_{ud}-m_s$ plane with three flavors. We have drawn the critical surface using the PNJL model with the vector interaction. Along the same line as the quasi-particle description we have given a simple account for the back-bending behavior of the critical surface, which is consistent with the recent lattice simulations.

There are important issues to be investigated in the future. First of all, the determination of G_V is indispensable. For this purpose, unfortunately, the description of the vector meson property within the NJL model is not quite reliable because the momentum cutoff is not large enough as compared to the vector meson mass. The lattice simulation is one possibility, though observable to measure G_V is not clear yet. Second, not only the vector interaction but also the anomaly ('t Hooft) term is important for the existence of the QCD critical point [7]. The density dependence of the anomaly coupling strength is unknown from the lattice simulation, which may affect

the critical surface curvature. The density dependence of G_V is not known, either, but the point of what we have shown here is that intriguing density dependence appears from n_q^2 even for a constant G_V . Hence, if the opposite curvature of the critical surface to the standard one is really established in the lattice simulation, it could be interpreted as the confirmation for a finite repulsive vector-vector interaction.

Acknowledgments

The author is grateful to Teiji Kunihiro and Akira Ohnishi for discussions. He thanks the Institute for Nuclear Theory at the University of Washington for its hospitality and the Department of Energy for partial support during the completion of this work. There, he benefited from discussions with Misha Stephanov, Volker M. Koch, Philippe de Forcrand, Sourendu Gupta, and Maria-Paola Lombardo. He is supported by Japanese MEXT grant No. 20740134 and also supported in part by Yukawa International Program for Quark Hadron Sciences.

-
- [1] M. A. Stephanov, K. Rajagopal and E. V. Shuryak, Phys. Rev. Lett. **81**, 4816 (1998); Phys. Rev. D **60**, 114028 (1999).
 - [2] M. Asakawa and K. Yazaki, Nucl. Phys. A **504**, 668 (1989); A. Barducci, R. Casalbuoni, S. De Curtis, R. Gatto and G. Pettini, Phys. Lett. B **231**, 463 (1989); A. Barducci, R. Casalbuoni, G. Pettini and R. Gatto, Phys. Rev. D **49**, 426 (1994).
 - [3] A. M. Halasz, A. D. Jackson, R. E. Shrock, M. A. Stephanov and J. J. M. Verbaarschot, Phys. Rev. D **58**, 096007 (1998) [arXiv:hep-ph/9804290].
 - [4] K. Fukushima, arXiv:0806.0292 [hep-ph].
 - [5] P. de Forcrand and O. Philipsen, JHEP **0701**, 077 (2007); P. de Forcrand, S. Kim and O. Philipsen, PoS **LAT2007**, 178 (2007); P. de Forcrand and O. Philipsen, arXiv:0808.1096 [hep-lat].
 - [6] C. Schmidt, PoS **LAT2006**, 021 (2006) [arXiv:hep-lat/0610116].
 - [7] R. D. Pisarski and F. Wilczek, Phys. Rev. D **29**, 338 (1984); F. Wilczek, Int. J. Mod. Phys. A **7**, 3911 (1992) [Erratum-ibid. A **7**, 6951 (1992)].
 - [8] F. R. Brown *et al.*, Phys. Rev. Lett. **65**, 2491 (1990).
 - [9] S. Gavin, A. Gocksch and R. D. Pisarski, Phys. Rev. D **49**, 3079 (1994) [arXiv:hep-ph/9311350].
 - [10] P. Kovacs and Z. Szepe, Phys. Rev. D **75**, 025015 (2007).
 - [11] K. Fukushima, Phys. Rev. D **77**, 114028 (2008) [Erratum-ibid. D **78**, 039902 (2008)].
 - [12] M. Kitazawa, T. Koide, T. Kunihiro and Y. Nemoto, Prog. Theor. Phys. **108**, 929 (2002).
 - [13] C. Sasaki, B. Friman and K. Redlich, Phys. Rev. D **75**, 054026 (2007).
 - [14] Y. Sakai, K. Kashiwa, H. Kouno, M. Matsuzaki and M. Yahiro, arXiv:0806.4799 [hep-ph].
 - [15] T. Hatsuda and T. Kunihiro, Phys. Rept. **247**, 221 (1994) [arXiv:hep-ph/9401310].
 - [16] A. Gocksch, Phys. Rev. Lett. **67**, 1701 (1991).
 - [17] A. Gocksch and M. Ogilvie, Phys. Rev. D **31**, 877 (1985); E. M. Ilgenfritz and J. Kripfganz, Z. Phys. C **29**, 79 (1985); K. Fukushima, Phys. Lett. B **591**, 277 (2004); C. Ratti, M. A. Thaler and W. Weise, Phys. Rev. D **73**, 014019 (2006); K. Kashiwa, H. Kouno, M. Matsuzaki and M. Yahiro, Phys. Lett. B **662**, 26 (2008); W. j. Fu, Z. Zhang and Y. x. Liu, Phys. Rev. D **77**, 014006 (2008); M. Ciminale, R. Gatto, N. D. Ippolito, G. Nardulli and M. Ruggieri, Phys. Rev. D **77**, 054023 (2008).
 - [18] S. Klimt, M. Lutz and W. Weise, Phys. Lett. B **249**, 386 (1990); M. Lutz, S. Klimt and W. Weise, Nucl. Phys. A **542**, 521 (1992).