

Study of $X(3872)$ in B meson decays

I. Adachi,¹⁰ H. Aihara,⁵¹ D. Anipko,¹ K. Arinstein,¹ T. Aso,⁵⁵ V. Aulchenko,¹
 T. Aushev,^{22,16} T. Aziz,⁴⁷ S. Bahinipati,³ A. M. Bakich,⁴⁶ V. Balagura,¹⁶ Y. Ban,³⁸
 E. Barberio,²⁵ A. Bay,²² I. Bedny,¹ K. Belous,¹⁵ V. Bhardwaj,³⁷ U. Bitenc,¹⁷ S. Blyth,²⁹
 A. Bondar,¹ A. Bozek,³¹ M. Bračko,^{24,17} J. Brodzicka,^{10,31} T. E. Browder,⁹ M.-C. Chang,⁴
 P. Chang,³⁰ Y.-W. Chang,³⁰ Y. Chao,³⁰ A. Chen,²⁸ K.-F. Chen,³⁰ B. G. Cheon,⁸
 C.-C. Chiang,³⁰ R. Chistov,¹⁶ I.-S. Cho,⁵⁷ S.-K. Choi,⁷ Y. Choi,⁴⁵ Y. K. Choi,⁴⁵ S. Cole,⁴⁶
 J. Dalseno,¹⁰ M. Danilov,¹⁶ A. Das,⁴⁷ M. Dash,⁵⁶ A. Drutskoy,³ W. Dungel,¹⁴ S. Eidelman,¹
 D. Epifanov,¹ S. Esen,³ S. Fratina,¹⁷ H. Fujii,¹⁰ M. Fujikawa,²⁷ N. Gabyshev,¹
 A. Garmash,³⁹ P. Goldenzweig,³ B. Golob,^{23,17} M. Grosse Perdekamp,^{12,40} H. Guler,⁹
 H. Guo,⁴² H. Ha,¹⁹ J. Haba,¹⁰ K. Hara,²⁶ T. Hara,³⁶ Y. Hasegawa,⁴⁴ N. C. Hastings,⁵¹
 K. Hayasaka,²⁶ H. Hayashii,²⁷ M. Hazumi,¹⁰ D. Heffernan,³⁶ T. Higuchi,¹⁰ H. Hödlmoser,⁹
 T. Hokuue,²⁶ Y. Horii,⁵⁰ Y. Hoshi,⁴⁹ K. Hoshina,⁵⁴ W.-S. Hou,³⁰ Y. B. Hsiung,³⁰
 H. J. Hyun,²¹ Y. Igarashi,¹⁰ T. Iijima,²⁶ K. Ikado,²⁶ K. Inami,²⁶ A. Ishikawa,⁴¹ H. Ishino,⁵²
 R. Itoh,¹⁰ M. Iwabuchi,⁶ M. Iwasaki,⁵¹ Y. Iwasaki,¹⁰ C. Jacoby,²² N. J. Joshi,⁴⁷ M. Kaga,²⁶
 D. H. Kah,²¹ H. Kaji,²⁶ H. Kakuno,⁵¹ J. H. Kang,⁵⁷ P. Kapusta,³¹ S. U. Kataoka,²⁷
 N. Katayama,¹⁰ H. Kawai,² T. Kawasaki,³³ A. Kibayashi,¹⁰ H. Kichimi,¹⁰ H. J. Kim,²¹
 H. O. Kim,²¹ J. H. Kim,⁴⁵ S. K. Kim,⁴³ Y. I. Kim,²¹ Y. J. Kim,⁶ K. Kinoshita,³
 S. Korpar,^{24,17} Y. Kozakai,²⁶ P. Križan,^{23,17} P. Krokovny,¹⁰ R. Kumar,³⁷ E. Kurihara,²
 Y. Kuroki,³⁶ A. Kuzmin,¹ Y.-J. Kwon,⁵⁷ S.-H. Kyeong,⁵⁷ J. S. Lange,⁵ G. Leder,¹⁴
 J. Lee,⁴³ J. S. Lee,⁴⁵ M. J. Lee,⁴³ S. E. Lee,⁴³ T. Lesiak,³¹ J. Li,⁹ A. Limosani,²⁵
 S.-W. Lin,³⁰ C. Liu,⁴² Y. Liu,⁶ D. Liventsev,¹⁶ J. MacNaughton,¹⁰ F. Mandl,¹⁴
 D. Marlow,³⁹ T. Matsumura,²⁶ A. Matyja,³¹ S. McOnie,⁴⁶ T. Medvedeva,¹⁶ Y. Mikami,⁵⁰
 K. Miyabayashi,²⁷ H. Miyata,³³ Y. Miyazaki,²⁶ R. Mizuk,¹⁶ G. R. Moloney,²⁵ T. Mori,²⁶
 T. Nagamine,⁵⁰ Y. Nagasaka,¹¹ Y. Nakahama,⁵¹ I. Nakamura,¹⁰ E. Nakano,³⁵ M. Nakao,¹⁰
 H. Nakayama,⁵¹ H. Nakazawa,²⁸ Z. Natkaniec,³¹ K. Neichi,⁴⁹ S. Nishida,¹⁰ K. Nishimura,⁹
 Y. Nishio,²⁶ I. Nishizawa,⁵³ O. Nitoh,⁵⁴ S. Noguchi,²⁷ T. Nozaki,¹⁰ A. Ogawa,⁴⁰ S. Ogawa,⁴⁸
 T. Ohshima,²⁶ S. Okuno,¹⁸ S. L. Olsen,^{9,13} S. Ono,⁵² W. Ostrowicz,³¹ H. Ozaki,¹⁰
 P. Pakhlov,¹⁶ G. Pakhlova,¹⁶ H. Palka,³¹ C. W. Park,⁴⁵ H. Park,²¹ H. K. Park,²¹
 K. S. Park,⁴⁵ N. Parslow,⁴⁶ L. S. Peak,⁴⁶ M. Pernicka,¹⁴ R. Pestotnik,¹⁷ M. Peters,⁹
 L. E. Piilonen,⁵⁶ A. Poluektov,¹ J. Rorie,⁹ M. Rozanska,³¹ H. Sahoo,⁹ Y. Sakai,¹⁰
 N. Sasao,²⁰ K. Sayeed,³ T. Schietinger,²² O. Schneider,²² P. Schönmeier,⁵⁰ J. Schümann,¹⁰
 C. Schwanda,¹⁴ A. J. Schwartz,³ R. Seidl,^{12,40} A. Sekiya,²⁷ K. Senyo,²⁶ M. E. Sevir,²⁵
 L. Shang,¹³ M. Shapkin,¹⁵ V. Shebalin,¹ C. P. Shen,⁹ H. Shibuya,⁴⁸ S. Shinomiya,³⁶
 J.-G. Shiu,³⁰ B. Shwartz,¹ V. Sidorov,¹ J. B. Singh,³⁷ A. Sokolov,¹⁵ A. Somov,³ S. Stanič,³⁴
 M. Starič,¹⁷ J. Stypula,³¹ A. Sugiyama,⁴¹ K. Sumisawa,¹⁰ T. Sumiyoshi,⁵³ S. Suzuki,⁴¹
 S. Y. Suzuki,¹⁰ O. Tajima,¹⁰ F. Takasaki,¹⁰ K. Tamai,¹⁰ N. Tamura,³³ M. Tanaka,¹⁰
 N. Taniguchi,²⁰ G. N. Taylor,²⁵ Y. Teramoto,³⁵ I. Tikhomirov,¹⁶ K. Trabelsi,¹⁰
 Y. F. Tse,²⁵ T. Tsuboyama,¹⁰ Y. Uchida,⁶ S. Uehara,¹⁰ Y. Ueki,⁵³ K. Ueno,³⁰
 T. Uglov,¹⁶ Y. Unno,⁸ S. Uno,¹⁰ P. Urquijo,²⁵ Y. Ushiroda,¹⁰ Y. Usov,¹ G. Varner,⁹
 K. E. Varvell,⁴⁶ K. Vervink,²² S. Villa,²² A. Vinokurova,¹ C. C. Wang,³⁰ C. H. Wang,²⁹

J. Wang,³⁸ M.-Z. Wang,³⁰ P. Wang,¹³ X. L. Wang,¹³ M. Watanabe,³³ Y. Watanabe,¹⁸
R. Wedd,²⁵ J.-T. Wei,³⁰ J. Wicht,¹⁰ L. Widhalm,¹⁴ J. Wiechczynski,³¹ E. Won,¹⁹
B. D. Yabsley,⁴⁶ A. Yamaguchi,⁵⁰ H. Yamamoto,⁵⁰ M. Yamaoka,²⁶ Y. Yamashita,³²
M. Yamauchi,¹⁰ C. Z. Yuan,¹³ Y. Yusa,⁵⁶ C. C. Zhang,¹³ L. M. Zhang,⁴² Z. P. Zhang,⁴²
V. Zhilich,¹ V. Zhulanov,¹ T. Zivko,¹⁷ A. Zupanc,¹⁷ N. Zwahlen,²² and O. Zyukova¹

(The Belle Collaboration)

¹*Budker Institute of Nuclear Physics, Novosibirsk*

²*Chiba University, Chiba*

³*University of Cincinnati, Cincinnati, Ohio 45221*

⁴*Department of Physics, Fu Jen Catholic University, Taipei*

⁵*Justus-Liebig-Universität Gießen, Gießen*

⁶*The Graduate University for Advanced Studies, Hayama*

⁷*Gyeongsang National University, Chinju*

⁸*Hanyang University, Seoul*

⁹*University of Hawaii, Honolulu, Hawaii 96822*

¹⁰*High Energy Accelerator Research Organization (KEK), Tsukuba*

¹¹*Hiroshima Institute of Technology, Hiroshima*

¹²*University of Illinois at Urbana-Champaign, Urbana, Illinois 61801*

¹³*Institute of High Energy Physics,*

Chinese Academy of Sciences, Beijing

¹⁴*Institute of High Energy Physics, Vienna*

¹⁵*Institute of High Energy Physics, Protvino*

¹⁶*Institute for Theoretical and Experimental Physics, Moscow*

¹⁷*J. Stefan Institute, Ljubljana*

¹⁸*Kanagawa University, Yokohama*

¹⁹*Korea University, Seoul*

²⁰*Kyoto University, Kyoto*

²¹*Kyungpook National University, Taegu*

²²*École Polytechnique Fédérale de Lausanne (EPFL), Lausanne*

²³*Faculty of Mathematics and Physics, University of Ljubljana, Ljubljana*

²⁴*University of Maribor, Maribor*

²⁵*University of Melbourne, School of Physics, Victoria 3010*

²⁶*Nagoya University, Nagoya*

²⁷*Nara Women's University, Nara*

²⁸*National Central University, Chung-li*

²⁹*National United University, Miao Li*

³⁰*Department of Physics, National Taiwan University, Taipei*

³¹*H. Niewodniczanski Institute of Nuclear Physics, Krakow*

³²*Nippon Dental University, Niigata*

³³*Niigata University, Niigata*

³⁴*University of Nova Gorica, Nova Gorica*

³⁵*Osaka City University, Osaka*

³⁶*Osaka University, Osaka*

³⁷*Panjab University, Chandigarh*

³⁸*Peking University, Beijing*

³⁹*Princeton University, Princeton, New Jersey 08544*

⁴⁰*RIKEN BNL Research Center, Upton, New York 11973*

⁴¹*Saga University, Saga*

⁴²*University of Science and Technology of China, Hefei*

⁴³*Seoul National University, Seoul*

⁴⁴*Shinshu University, Nagano*

⁴⁵*Sungkyunkwan University, Suwon*

⁴⁶*University of Sydney, Sydney, New South Wales*

⁴⁷*Tata Institute of Fundamental Research, Mumbai*

⁴⁸*Toho University, Funabashi*

⁴⁹*Tohoku Gakuin University, Tagajo*

⁵⁰*Tohoku University, Sendai*

⁵¹*Department of Physics, University of Tokyo, Tokyo*

⁵²*Tokyo Institute of Technology, Tokyo*

⁵³*Tokyo Metropolitan University, Tokyo*

⁵⁴*Tokyo University of Agriculture and Technology, Tokyo*

⁵⁵*Toyama National College of Maritime Technology, Toyama*

⁵⁶*Virginia Polytechnic Institute and State University, Blacksburg, Virginia 24061*

⁵⁷*Yonsei University, Seoul*

Abstract

We present results on the $X(3872)$, produced in $B^+ \rightarrow X(3872)K^+$ and $B^0 \rightarrow X(3872)K_S^0$ decays where $X(3872) \rightarrow J/\psi\pi^+\pi^-$. We report the first statistically significant observation of $B^0 \rightarrow X(3872)K_S^0$ and measure the ratio of branching fractions to be $\frac{\mathcal{B}(B^0 \rightarrow X(3872)K_S^0)}{\mathcal{B}(B^+ \rightarrow X(3872)K^+)} = 0.82 \pm 0.22 \pm 0.05$, consistent with unity. The mass difference between the $X(3872)$ states produced in B^+ and B^0 decay is found to be $\delta M \equiv M_{XK^+} - M_{XK^0} = (+0.18 \pm 0.89 \pm 0.26) \text{ MeV}/c^2$, consistent with zero. In addition, we search for the $X(3872)$ in the decay $B^0 \rightarrow X(3872)K^+\pi^-$, $X(3872) \rightarrow J/\psi\pi^+\pi^-$. We measure $\mathcal{B}(B^0 \rightarrow X(3872)(K^+\pi^-)_{NR}) \times \mathcal{B}(X(3872) \rightarrow J/\psi\pi^+\pi^-) = (8.1 \pm 2.0_{-1.4}^{+1.1}) \times 10^{-6}$ and we set the 90% C.L. limit, $\mathcal{B}(B^0 \rightarrow X(3872)K^*(892)^0) \times \mathcal{B}(X(3872) \rightarrow J/\psi\pi^+\pi^-) < 3.4 \times 10^{-6}$. The analysis is based on a 605 fb^{-1} data sample collected at the $\Upsilon(4S)$ with the Belle detector at the KEKB collider.

INTRODUCTION

The $X(3872)$ was first observed in the charged B -meson decay $B^+ \rightarrow X(3872)K^+$, $X(3872) \rightarrow J/\psi\pi^+\pi^-$ by the Belle Collaboration [1]. Its existence has been confirmed by the CDF and D0 Collaborations [2] through its inclusive production in proton-antiproton collisions. The discovery mode $B^+ \rightarrow X(3872)K^+$ has also been confirmed by the BaBar Collaboration [3]. The $X(3872)$ mass, combining all measurements in this final state, is [4]

$$m_X = (3871.2 \pm 0.5)\text{MeV} \quad (1)$$

which is at the threshold for the production of the charmed meson pair $\bar{D}^0 D^{*0}$. Recent studies from Belle and CDF that combine angular information, and kinematic properties of the $\pi^+\pi^-$ pair, strongly favor a $J^{PC} = 1^{++}$ or 2^{-+} assignment [6, 7, 8]. The $X(3872)$ does not appear to be a simple quark model $q\bar{q}$ meson state: different models have been proposed to explain the nature of the $X(3872)$ including S-wave $D^0 D^{*0}$ molecule models [9, 10] and various diquark-antidiquark models [11, 12]. The DD^* molecule proposal is motivated by the proximity of the $X(3872)$ to the $\bar{D}^0 D^{*0}$ threshold: $m_{D^0} + m_{D^{*0}} = 3871.81 \pm 0.25$ MeV [13, 14].

In the molecular model, the $X(3872)$ is a $J^P = 1^+$ state. Some authors have argued [10] that this model, together with factorization, heavy-quark and isospin symmetries, implies that the ratio of $B^0 \rightarrow X(3872)K^0$ to $B^+ \rightarrow X(3872)K^+$ decays is smaller than 0.1; this claim has recently been challenged [15]. This ratio is expected to be unity for charmonium as well as for hybrids ($c\bar{c}g$) and glueballs (gg).

The diquark anti-diquark model of Maiani *et al.* [11] predicts that the observed $X(3872)$ is one component of a doublet of states. In this model, the $X(3872)$ produced in charged B meson decays will have a mass that is different from its counterpart in neutral B meson decays by $\delta M = (7 \pm 2)/\cos(2\theta)$ MeV, where θ is a mixing angle that is near $\pm 20^\circ$.

In order to test the predictions of these models, we compare branching fraction and $X(3872)$ mass measurements in charged and neutral B decays. A previous study performed by BaBar [16] using 413 fb^{-1} was not conclusive on these points; this analysis uses a larger sample, 605 fb^{-1} ($657 \times 10^6 B\bar{B}$ pairs), collected with the Belle detector at the KEKB asymmetric-energy e^+e^- (3.5 GeV on 8 GeV) collider [17] operating at the $\Upsilon(4S)$ resonance.

THE BELLE DETECTOR

The Belle detector is a large-solid-angle magnetic spectrometer that consists of a silicon vertex detector (SVD), a 50-layer central drift chamber (CDC), an array of aerogel threshold Cherenkov counters (ACC), a barrel-like arrangement of time-of-flight scintillation counters (TOF), and an electromagnetic calorimeter (ECL) comprised of CsI(Tl) crystals located inside a superconducting solenoid coil that provides a 1.5 T magnetic field. An iron flux-return located outside the coil is instrumented to detect K_L^0 mesons and to identify muons (KLM). The detector is described in detail elsewhere [18]. Two different inner detector configurations were used. For the first sample of $152 \times 10^6 B\bar{B}$ pairs, a 2.0 cm radius beampipe and a 3-layer silicon vertex detector (SVD-I) were used; for the remaining $505 \times 10^6 B\bar{B}$ pairs, a 1.5 cm radius beampipe, a 4-layer silicon detector (SVD-II), and a small-cell inner drift chamber were used [19].

SELECTION

Charged tracks are required to originate from the interaction point. A likelihood ratio $\mathcal{R}_{K/\pi} = \mathcal{L}_K / (\mathcal{L}_\pi + \mathcal{L}_K)$, where \mathcal{L}_π (\mathcal{L}_K) is the likelihood value for the pion (kaon) hypothesis, is built using ACC, TOF and CDC (dE/dx) measurements. For charged kaons, we impose $\mathcal{R}_{K/\pi} > 0.6$ that have an 88% efficiency and a 10% efficiency for pions. K_S^0 candidates are selected within the $\pi^+\pi^-$ mass range [0.4840, 0.5127] GeV/ c^2 . Requirements on the K_S^0 vertex displacement from the interaction point and on the difference between vertex and K_S^0 flight directions are applied. This selection is described in detail elsewhere [20].

We reconstruct J/ψ mesons in the l^+l^- decay channel ($l = e$ or μ) and include bremsstrahlung photons that are within 50 mrad of either the e^+ or e^- tracks (denoted as $e^+e^-(\gamma)$). The invariant mass of the J/ψ candidates is required to be within -0.150 GeV/ $c^2 < M_{e^+e^-(\gamma)} - m_{J/\psi} < +0.036$ GeV/ c^2 and -0.060 GeV/ $c^2 < M_{\mu^+\mu^-} - m_{J/\psi} < +0.036$ GeV/ c^2 , where $m_{J/\psi}$ denotes the J/ψ nominal mass [14], and $M_{e^+e^-(\gamma)}$ and $M_{\mu^+\mu^-}$ are the reconstructed invariant masses from $e^+e^-(\gamma)$ and $\mu^+\mu^-$, respectively. The J/ψ candidate is then combined with a $\pi^+\pi^-$ pair for further analysis: both the $X(3872)$ and the $\psi(2S)$, which is used for calibration, decay to this final state. More than one $J/\psi\pi^+\pi^-$ combination may be possible at this stage. An additional cut is applied on the $M_{\pi^+\pi^-}$ variable: $M_{\pi^+\pi^-} > M(\pi^+\pi^-J/\psi) - (m_{J/\psi} + m_{\text{cut}})$. For $B \rightarrow J/\psi\pi^+\pi^-K$ modes ($B \rightarrow J/\psi\pi^+\pi^-K^+\pi^-$), we apply the above requirement with $m_{\text{cut}} = 0.2$ GeV ($m_{\text{cut}} = 0.15$ GeV). For the former case, this cut corresponds to $M_{\pi^+\pi^-} > 389$ MeV/ c^2 for the $\psi(2S)$ region and $M_{\pi^+\pi^-} > 575$ MeV/ c^2 for the $X(3872)$ region and reduces significantly the combinatorial background ($\sim 46\%$ in the charged mode) for a reasonable loss of efficiency ($\sim 9\%$). It also has the property of making the background flat in the $M(J/\psi\pi^+\pi^-)$ variable.

To reduce the combinatorial background from $e^+e^- \rightarrow q\bar{q}$ continuum events, we require $R_2 < 0.4$ where R_2 is the ratio of the second to zeroth normalized Fox-Wolfram moments [5], and $|\cos\theta_B| < 0.8$, where θ_B is the polar angle of the B meson momentum in the center-of-mass (CM) system, relative to the e^+ beam direction.

B candidates are obtained by combining a K^+ , a K_S^0 or $K^+\pi^-$ candidate with the $J/\psi\pi^+\pi^-$ candidate. We select B candidates using two variables: the energy difference $\Delta E = E_B - E_{\text{beam}}^* = \sum_i \sqrt{c^2 p_i^2 + c^4 m_i^2} - E_{\text{beam}}^*$, and the beam constrained mass $M_{\text{bc}} = (1/c^2) \sqrt{E_{\text{beam}}^{*2} - c^2 p_B^2} = (1/c^2) \sqrt{E_{\text{beam}}^{*2} - c^2 (\sum_i p_i)^2}$, where the summation is over all particles from the B candidate (p_i and m_i are their CM three-momenta and masses respectively) and p_B is the B candidate momentum in the CM frame. If more than one candidate is obtained at this stage of the analysis, the candidate with ΔE closest to zero is selected. Only B candidates with $|\Delta E| < 30$ MeV and $M_{\text{bc}} < 5.27$ GeV/ c^2 are considered for further analysis.

RESULTS

From this point onwards, we correct the mass measurement using the known J/ψ mass, redefining $M(J/\psi\pi^+\pi^-)$ as $M(J/\psi\pi^+\pi^-) - M(J/\psi) + m_{J/\psi}$. The selection cuts isolate a very pure sample of $B \rightarrow \psi(2S)K$, $\psi(2S) \rightarrow J/\psi\pi^+\pi^-$ decays. These events are used to calibrate the $M(J/\psi\pi^+\pi^-)$ resolution and estimate the systematic uncertainty for the $X(3872)$ mass difference. Figure 1 shows the $M(J/\psi\pi^+\pi^-)$ distributions for data near 3686 MeV and

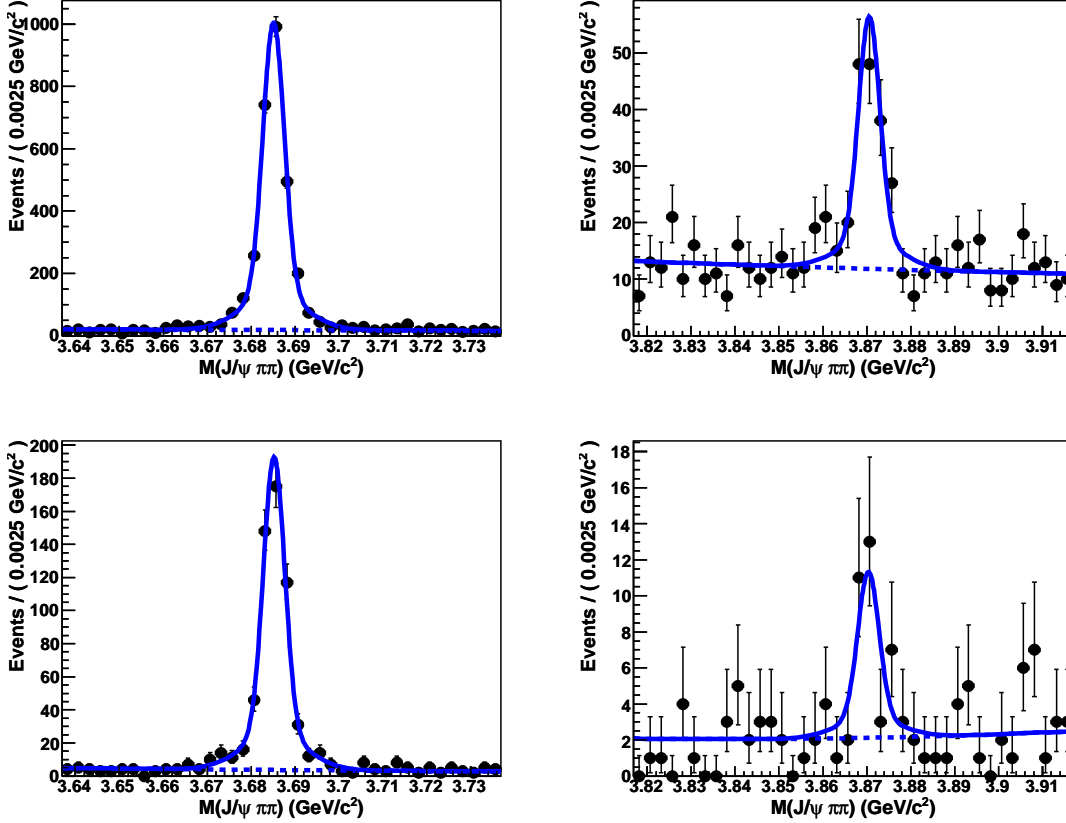


FIG. 1: The $M(J/\psi\pi^+\pi^-)$ distribution for the $\psi(2S)$ (left) and $X(3872)$ (right) region for charged (top) and neutral (bottom) B decays. The curve is the result of the fit described in the text.

3872 MeV for the charged and neutral B modes. We perform a fit to the $M(J/\psi\pi^+\pi^-)$ distribution to determine the $\psi(2S)$ and $X(3872)$ yields, and the signal shape. This fit is performed in the region $[m_{J/\psi} + 0.54, m_{J/\psi} + 0.82]$ GeV/c^2 . We use the same probability density function (PDF) for each signal: a sum of two Gaussians with a common mean. We first perform the fit for the charged mode, with the $\psi(2S)$ and $X(3872)$ masses and the two Gaussian widths as free parameters. The width parameters (mostly determined by the large $\psi(2S)$ peak) are then fixed, and we perform the fit for the neutral mode, with only the masses as free parameters. This procedure allows a clean comparison of the masses in charged and neutral B decay, for both the $X(3872)$ and the $\psi(2S)$ control sample. The signal yields are 131.7 ± 15.0 and 27.6 ± 6.6 for the $X(3872)K^+$ and the $X(3872)K_S^0$ modes respectively. The significance is determined from $-2 \ln(\mathcal{L}_0/\mathcal{L}_{\text{max}})$ where \mathcal{L}_0 and \mathcal{L}_{max} denote the likelihoods returned by the fits with the signal yield fixed at zero and at the fitted value, respectively. This quantity should be distributed as $\chi^2(n_{\text{dof}} = 2)$, as two parameters are free for the signal. The calculated significance is then 12.8σ and 5.9σ , respectively.

Using a Monte Carlo (MC) determined acceptance (ϵ), the results are summarized in Table I and the ratio of branching fractions can then be calculated:

$$\frac{\mathcal{B}(B^0 \rightarrow X(3872)K^0)}{\mathcal{B}(B^+ \rightarrow X(3872)K^+)} = 0.82 \pm 0.22 \pm 0.05,$$

TABLE I: $X(3872)$ results obtained in the fit described in the text.

Mode	Yield	$\epsilon(\%)$	Significance (σ)	$\mathcal{B} \times \mathcal{B}(X(3872) \rightarrow J/\psi\pi^+\pi^-)$
$B^+ \rightarrow X(3872)K^+$	131.7 ± 15.0	20.9	12.8	$(8.10 \pm 0.92 \pm 0.66) \times 10^{-6}$
$B^0 \rightarrow X(3872)K^0$	27.6 ± 6.6	15.2	5.9	$(6.65 \pm 1.63 \pm 0.55) \times 10^{-6}$

where we assume the $B^0 \rightarrow X(3872)K^0$ transition rate to be equal to twice the $B^0 \rightarrow X(3872)K_S^0$ rate. In this ratio, most of the systematic uncertainties cancel. Therefore only the uncertainties due to the $\Upsilon(4S)$ branching fractions [14] (2.4%), Monte Carlo statistics and MC/data differences are included (Table II). The latter source dominates: the differences are due to kaon identification (2.2%) and K_S^0 reconstruction efficiency (4.5%).

TABLE II: Summary of the systematic errors in %.

Source	$X(3872)K^+$	$X(3872)K_S^0$	Ratio
$N_{B\bar{B}}$	1.4	1.4	-
Secondary \mathcal{B}	1.4	1.4	2.4
MC statistics	0.2	0.2	0.2
MC decay model	2.0	2.0	-
Kaon ID	2.2	-	2.2
Lepton ID	4.2	4.2	-
Tracking	6.0	4.8	1.2
K_S^0 reconstruction	-	4.5	4.5
Total (quadrature)	8.1	8.3	5.7

As a check, the ratio was estimated for modes with $\psi(2S)$. The signal yields are 2916 ± 61 events for $B^+ \rightarrow \psi(2S)K^+$ and 559 ± 25 events for $B^0 \rightarrow \psi(2S)K_S^0$ which gives $\frac{\mathcal{B}(B^0 \rightarrow \psi(2S)K^0)}{\mathcal{B}(B^+ \rightarrow \psi(2S)K^+)} = 0.72 \pm 0.04$ (stat); the systematic error is the same as that for the $X(3872)$ case, ± 0.05 . The ratio was also estimated using $\psi(2S) \rightarrow l^+l^-$ decays in the same dataset, finding $\frac{\mathcal{B}(B^0 \rightarrow \psi(2S)K^0)}{\mathcal{B}(B^+ \rightarrow \psi(2S)K^+)} = 0.88 \pm 0.05$ (stat). These two results are in reasonable agreement with the ratio calculated from the PDG branching fractions [14], 0.96 ± 0.11 .

The difference between the masses in the charged and neutral B modes for $X(3872)K$ is found to be $\delta M \equiv M_{XK^+} - M_{XK^0} = (+0.18 \pm 0.89) \text{ MeV}/c^2$ in data. The same calculation is performed for the $\psi(2S)$: from measured masses of $(3685.12 \pm 0.06) \text{ MeV}/c^2$ (charged mode) and $(3685.23 \pm 0.14) \text{ MeV}/c^2$ (neutral mode), we find $\delta M = -(0.11 \pm 0.15) \text{ MeV}/c^2$. There is thus no significant evidence of δM bias; we assign a conservative systematic error of $\pm 0.26 \text{ MeV}/c^2$ by adding the central value and one-sigma error for the $\psi(2S)$, and taking the result as a symmetric error. The mass difference between the $X(3872)$ states produced in B^+ and B^0 decay is then

$$\delta M = (+0.18 \pm 0.89 \pm 0.26) \text{ MeV}/c^2$$

which is consistent with zero.

Combining the charged and neutral B samples, we perform a fit to the $J/\psi\pi^+\pi^-$ invariant mass. We correct the fitted $X(3872)$ mass by the difference between the $\psi(2S)$ world average [14] and the mass we measure. The corrected mass is:

$$M(X(3872)) = (3871.46 \pm 0.37 \pm 0.07) \text{ MeV}/c^2$$

where the first error is statistical and the second systematic (from the $m_{\psi(2S)}$ fit and the nominal mass $m_{\psi(2S)}$).

A similar fit is performed to $M(J/\psi\pi^+\pi^-)$ for the $B^0 \rightarrow (J/\psi\pi^+\pi^-)K^+\pi^-$ mode (Fig. 2). The signal yield is 90 ± 19 events. A fit to the $M_{K\pi}$ distribution is then performed to disen-

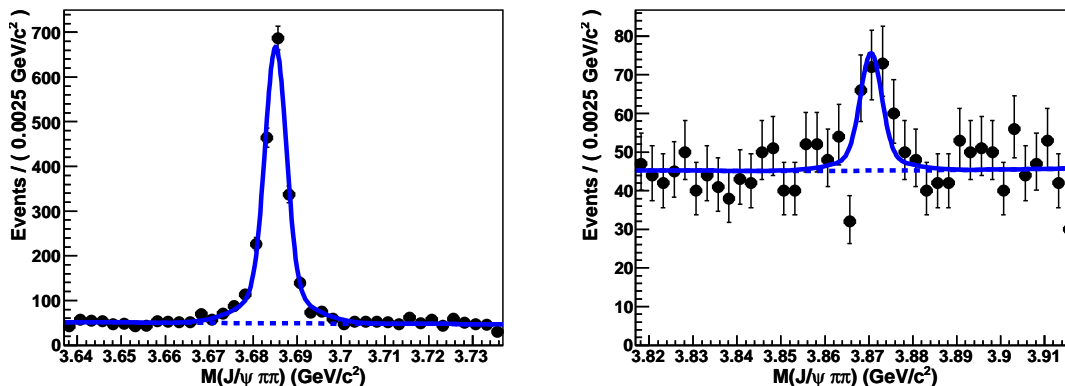


FIG. 2: The $M(J/\psi\pi^+\pi^-)$ distribution for the $\psi(2S)$ (left) and $X(3872)$ (right) region for $B^0 \rightarrow J/\psi\pi^+\pi^-K^+\pi^-$. The curve is the result of the fit described in the text.

tangle the $B^0 \rightarrow X(3872)K^*(892)^0$ and 3-body $B^0 \rightarrow X(3872)K^+\pi^-$ contributions to the final state. We select the events within ± 7 MeV around $m_{\psi(2S)}$ and $m_{X(3872)}$ and fit their $M_{K\pi}$ distributions (Fig. 3). For the $B^0 \rightarrow \psi(2S)K^+\pi^-$ mode, the PDF for the background is the sum of a function $(M(K\pi) - m_K - m_\pi)^a (m_B - m_{\psi(2S)} - M(K\pi))^b$, representing phase space, and a Breit-Wigner function, to describe the $K^*(892)^0$ contribution, obtained from $M(J/\psi\pi^+\pi^-)$ sidebands ($|M(J/\psi\pi^+\pi^-) - m_{\psi(2S)}| < 0.030$ GeV). The PDFs for the signal are a Breit-Wigner PDF with a free mean and width to represent the $K^*(892)^0$ component and a histogram PDF obtained from MC to represent the $K_2^*(1430)^0$ component. The signal yield obtained for the $\psi(2S)K^*(892)^0$ component is 963 ± 44 events and corresponds to $\mathcal{B}(\psi(2S)K^*(892)^0) = (5.4 \pm 0.3 \text{ (stat)}) \times 10^{-4}$. This result is in reasonable agreement with the PDG branching fraction [14], $(7.2 \pm 0.8) \times 10^{-4}$.

For the $B^0 \rightarrow X(3872)K^+\pi^-$ mode, the PDF for the background is the sum of a phase space function and a Breit-Wigner PDF obtained from $M(J/\psi\pi^+\pi^-)$ sidebands ($|M(J/\psi\pi^+\pi^-) - m_{X(3872)}| < 0.030$ GeV). The background yield is fixed from these sidebands. The signal is represented by two components: a $K^*(892)^0$ Breit-Wigner PDF and a phase space function obtained from MC. The signal yields are 8 ± 10 and 81 ± 20 events, respectively. The $K^*(892)^0$ contribution is not significant and we set the 90% C.L. limit, $\mathcal{B}(B^0 \rightarrow X(3872)K^*(892)^0) \times \mathcal{B}(X(3872) \rightarrow J/\psi\pi^+\pi^-) < 3.4 \times 10^{-6}$. A product branching fraction of $\mathcal{B}(B^0 \rightarrow X(3872)(K^+\pi^-)_{NR}) \times \mathcal{B}(X(3872) \rightarrow J/\psi\pi^+\pi^-) = (8.1 \pm 2.0^{+1.1}_{-1.4}) \times 10^{-6}$ is also obtained. For the systematic error contributions, in addition to those that enter for

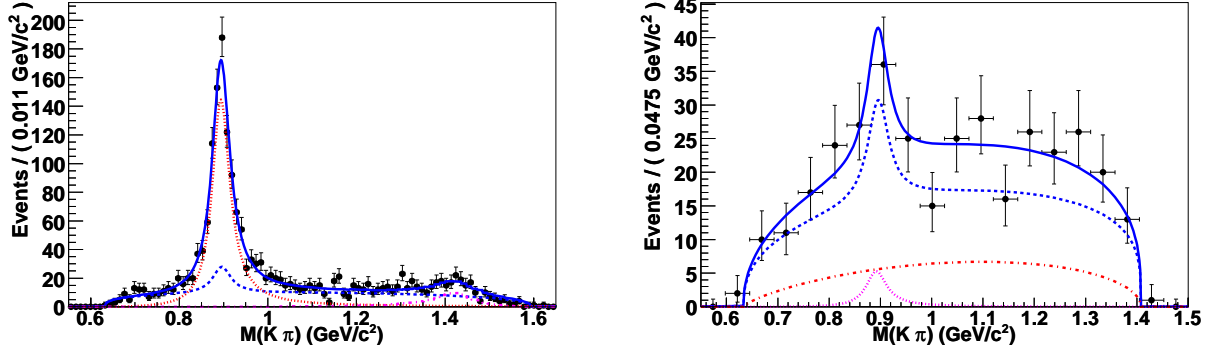


FIG. 3: The $K\pi$ mass spectrum for the $B \rightarrow \psi(2S)K\pi$ (left) and $B \rightarrow X(3872)K\pi$ (right) candidates. Left: $B \rightarrow \psi(2S)K^*(892)^0$ is shown by the dotted red curve, $B \rightarrow \psi(2S)K_2^*(1430)^0$ by the dash-dot magenta curve, and the background by the dashed blue curve. Right: $B \rightarrow X(3872)(K^+\pi^-)_{NR}$ is shown by the dash-dot red curve, $B \rightarrow X(3872)K^*(892)^0$ by the dotted magenta curve, and the background by the dashed blue curve.

$B^+ \rightarrow X(3872)K^+$ (Table II), we have one more track in the final state, limited statistics to fix the background in $M_{K\pi}$ ($\pm 10\%$), and possible peaking background contributions in $M(J/\psi\pi^+\pi^-)$, based on a study of the $\psi(2S)K^+\pi^-$ calibration mode, ($^{+0.0}_{-10.6}\%$).

The result for the $X(3872)$ case is in marked contrast to the $\psi(2S)$ case, where the non resonant $B \rightarrow \psi(2S)K\pi$ component is small and the $B^0 \rightarrow \psi(2S)K^*(892)^0$ and $B^+ \rightarrow \psi(2S)K^+$ branching fractions are of comparable size. K^* dominance is also found for $B \rightarrow J/\psi K\pi$ and $\chi_{c1}K\pi$ [14].

In summary, we report the first statistically significant observation of $B^0 \rightarrow X(3872)K_S^0$ decay and measure the ratio of branching fractions to be $\frac{\mathcal{B}(B^0 \rightarrow X(3872)K^0)}{\mathcal{B}(B^+ \rightarrow X(3872)K^+)} = 0.82 \pm 0.22 \pm 0.05$, consistent with unity. The mass difference between the X states produced in these two decay modes is found to be $\delta M \equiv M_{XK^+} - M_{XK^0} = (+0.18 \pm 0.89 \pm 0.26) \text{ MeV}/c^2$, consistent with zero. In addition, we search for the $X(3872)$ in the decay $B^0 \rightarrow X(3872)K^+\pi^-$, $X(3872) \rightarrow J/\psi\pi^+\pi^-$. We measure $\mathcal{B}(B^0 \rightarrow X(3872)(K^+\pi^-)_{NR}) \times \mathcal{B}(X(3872) \rightarrow J/\psi\pi^+\pi^-) = (8.1 \pm 2.0^{+1.1}_{-1.4}) \times 10^{-6}$ and we set the 90% C.L. limit, $\mathcal{B}(B^0 \rightarrow X(3872)K^*(892)^0) \times \mathcal{B}(X(3872) \rightarrow J/\psi\pi^+\pi^-) < 3.4 \times 10^{-6}$.

Acknowledgments

We thank the KEKB group for the excellent operation of the accelerator, the KEK cryogenics group for the efficient operation of the solenoid, and the KEK computer group and the National Institute of Informatics for valuable computing and SINET3 network support. We acknowledge support from the Ministry of Education, Culture, Sports, Science, and Technology of Japan and the Japan Society for the Promotion of Science; the Australian Research Council and the Australian Department of Education, Science and Training; the National Natural Science Foundation of China under contract No. 10575109 and 10775142; the Department of Science and Technology of India; the BK21 program of the Ministry of

Education of Korea, the CHEP SRC program and Basic Research program (grant No. R01-2005-000-10089-0) of the Korea Science and Engineering Foundation, and the Pure Basic Research Group program of the Korea Research Foundation; the Polish State Committee for Scientific Research; the Ministry of Education and Science of the Russian Federation and the Russian Federal Agency for Atomic Energy; the Slovenian Research Agency; the Swiss National Science Foundation; the National Science Council and the Ministry of Education of Taiwan; and the U.S. Department of Energy.

-
- [1] Belle Collaboration, S.K. Choi *et al.*, Phys. Rev. Lett. **91**, 262001 (2003).
 - [2] CDF Collaboration, D. Acosta *et al.*, Phys. Rev. Lett. **93**, 072001 (2004). D0 Collaboration, V.M. Abazov *et al.*, Phys. Rev. Lett. **93**, 162002 (2004).
 - [3] BaBar Collaboration, B. Aubert *et al.*, Phys. Rev. D **71**, 071103 (2005).
 - [4] W.-M. Yao *et al.*, J. Phys. G **33**, 1(2006).
 - [5] G. C. Fox and S. Wolfram, Phys. Rev. Lett. **41**, 1581 (1978).
 - [6] Belle Collaboration, K. Abe *et al.*, hep-ex/0505038.
 - [7] CDF Collaboration, A. Abulencia *et al.*, Phys. Rev. Lett. **96**, 102002 (2006).
 - [8] CDF Collaboration, A. Abulencia *et al.*, Phys. Rev. Lett. **98**, 132002 (2007).
 - [9] N.A. Tornqvist, Phys. Lett. B **590**, 209 (2004); E.S. Swanson, Phys. Lett. B **588**, 189 (2004).
 - [10] E. Braaten and M. Kusunoki, Phys. Rev. D **71**, 074005 (2005).
 - [11] L. Maiani, F. Piccinini, A.D. Polosa and V. Riquer, Phys. Rev. D **71**, 014028 (2005).
 - [12] H. Hogaasen, J. M. Richard, P. Sorba, Phys. Rev. D **73**, 054013 (2006).
 - [13] CLEO Collaboration, C. Cawlfeld *et al.*, Phys. Rev. Lett. **98**, 092002 (2007).
 - [14] C. Amsler *et al.*, Phys. Lett. B **567**, 1 (2008).
 - [15] E. Braaten and M. Lu, Phys. Rev. D **77**, 014029 (2008).
 - [16] BaBar Collaboration, B. Aubert *et al.*, Phys. Rev. D **77**, 111101 (2008).
 - [17] S. Kurokawa and E. Kikutani, Nucl. Instrum. Meth. A **499**, 1 (2003), and other papers included in this volume.
 - [18] A. Abashian *et al.* (Belle Collaboration), Nucl. Instr. and Meth. A **479**, 117 (2002).
 - [19] Z. Natkaniec (Belle SVD2 Group), Nucl. Instr. and Meth. A **560**, 1 (2006).
 - [20] K-F. Chen *et al.* (Belle Collaboration), Phys. Rev. D **72**, 012004 (2005).