

# Wave packet dynamics in a monolayer graphene

G. M. Maksimova, V. Ya. Demikhovskii, and E. V. Frolova\*

*Nizhny Novgorod State University,*

*Gagarin Ave., 23, Nizhny Novgorod 603950, Russian Federation*

(Dated: today)

The dynamics of charge particles described by Gaussian wave packet in monolayer graphene is studied analytically and numerically. We demonstrate that the shape of wave packet at arbitrary time depends on correlation between the initial electron amplitudes  $\psi_1(\vec{r}, 0)$  and  $\psi_2(\vec{r}, 0)$  on the sublattices  $A$  and  $B$  correspondingly (i.e. pseudospin polarization). For the transverse pseudospin polarization the motion of the center of wave packet occurs in the direction perpendicular to the average momentum  $\vec{p}_0 = \hbar \vec{k}_0$ . Moreover, in this case the initial wave packet splits into two parts moving with opposite velocities along  $\vec{p}_0$ . If the initial direction of pseudospin coincides with average momentum the splitting is absent and the center of wave packet is displaced at  $t > 0$  along the same direction. The results of our calculations show that all types of motion experience *zitterbewegung*. Besides, depending on initial polarization the velocity of the packet center may have the constant component  $v_c = uf(a)$ , where  $u \approx 10^8$  cm/s is the Fermi velocity and  $f(a)$  is some function of the parameter  $a = k_0 d$  ( $d$  is the initial width of wave packet). Similar peculiarities of the dynamics of 2D electron wave packet connected with initial spin polarization should take place in the semiconductor quantum well under the influence of the Rashba spin-orbit coupling.

PACS numbers: 73.22.-f, 73.63.Fg, 78.67.Ch, 03.65.Pm

## I. INTRODUCTION

At last years the dynamics of wave packets in 2D electron gas and other systems in solids including the phenomenon of *zitterbewegung* (ZB) or trembling motion has been the subject of a numerous studies<sup>1,2,3,4,5,6,7,8,9,10,11,12,13</sup>. Firstly the oscillatory motion analogous to the relativistic *zitterbewegung* in two-dimensional systems with the structural and bulk inversion asymmetry was investigated by Schliemann *et al.*<sup>2</sup> In the recent work by authors the detailed studying of the electron wave packet dynamics in the semiconductor quantum well under the influence of the Rashba spin-orbit coupling was performed<sup>14</sup>. It was shown (analytically and numerically) that the initial wave packet splits into two parts with different spin polarizations propagating with unequal group velocities. It was demonstrated also that the splitting and overlapping of wave packets leads to the damping of *zitterbewegung*.

As well known the electron *zitterbewegung* in relativistic physics at first time was described by Schrodinger<sup>15</sup> (see also<sup>16</sup>). This phenomenon is caused by the interference between positive and negative energy states in the wave packet. The frequency of ZB motion is determined by the gap between two these states and the amplitude of oscillations in a particle's position is of the order of the Compton wave length. This phenomenon was analyzed analytically and numerically also in a Refs.[17-19].

In the papers by Rusin and Zawadzki<sup>12,13</sup> the evolution of the wave packet in a monolayer and bilayer graphene as well as in carbon nanotubes was analyzed. The exact analytical expressions for two components of wave function and average value of position operator were found for bilayer graphene, that allowed to obtain analytical results for the ZB of Gaussian wave packet. It was shown also

that the transient character ZB in bilayer graphene is due to the fact that wave subpackets related to positive and negative electron energies move in opposite directions, so their overlap diminishes with time. At the same time the dynamics the wave packets in a monolayer graphene in Ref.[12] was investigated not fully.

In this work we present the detailed description of wave packet evolution including the phenomenon of ZB of the packet center in a monolayer graphene. We investigate the influence of the initial pseudospin polarization on the dynamical characteristics of the moving electron wave packet. Our analytically results are illustrated by a graphic presentation.

The outline of this paper is as follows. The expression for the wave function at  $t > 0$  was found in Sec.II for the arbitrary initial pseudospin polarization. The time-dynamics of Gaussian wave packet, in particular, the ZB phenomenon is described in Sec.III for different correlations between the initial electron amplitudes on the sublattices  $A$  and  $B$ . We conclude with remarks in Sec.IV.

## II. BASIC EQUATIONS

Graphene is a single layer of carbon atom densely packed in a honeycomb lattice. The two-dimensional band Hamiltonian describing its band structure has the form<sup>20,21,22,23</sup>

$$\hat{H} = u \vec{\sigma} \hat{\vec{p}}, \quad (1)$$

where  $u \approx 10^8$  cm/s,  $\hat{\vec{p}} = (\hat{p}_x, \hat{p}_y)$  is the momentum operator defined with respect to the centre of the valley centered at the corner of the Brillouin zone with wave vector  $\vec{K}$ . Pauli matrices  $\sigma_i$  operate in the space of the

electron amplitude on two sites ( $A$  and  $B$ ) in the unit cell of a hexagonal crystal. This internal degree of freedom plays a role of a pseudospin. The Dirac-like Hamilton  $\hat{H}$  determines the linear dispersion relation

$$E_{p,s} = s v_F p. \quad (2)$$

Here  $p = \sqrt{p_x^2 + p_y^2}$ ,  $s = 1$  for the electron in the conduction band and  $s = -1$  for the valence band ("hole" branch of quasiparticles). The corresponding eigenfunctions are given by

$$\varphi_{\vec{p},s}(\vec{r}, t) = \frac{1}{2\sqrt{2\pi}\hbar} \exp(i\frac{\vec{p}\vec{r}}{\hbar} - i\frac{E_{p,s}t}{\hbar}) \begin{pmatrix} 1 \\ s e^{i\varphi} \end{pmatrix}, \quad (3)$$

with  $e^{i\varphi} = \frac{p_x + ip_y}{p}$ .

The time-evolution of an arbitrary initial state  $\psi(\vec{r}, 0)$  in Shrodinger representation can be found with the help of Green's function  $G_{\mu\nu}(\vec{r}, \vec{r}', t)$ .

$$\psi_\mu(\vec{r}, t) = \int G_{\mu\nu}(\vec{r}, \vec{r}', t) \psi_\nu(\vec{r}', 0) d\vec{r}', \quad (4)$$

where  $\mu, \nu = 1, 2$  are matrix indexes, corresponding to the upper and lower components of  $\psi(\vec{r}, t)$ . These components connect with the probability of finding electron at the sites of the sublattices  $A$  and  $B$  correspondingly. The standard expression for Green's function is

$$G_{\mu\nu}(\vec{r}, \vec{r}', t) = \sum_{s=\pm 1} \int d\vec{p} \varphi_{\vec{p},s;\mu}(\vec{r}, t) \varphi_{\vec{p},s;\nu}^*(\vec{r}', 0). \quad (5)$$

Using Eq.(3) for  $\varphi_{\vec{p},s;\mu}(\vec{r}, t)$  we find

$$G_{11}(\vec{r}, \vec{r}', t) = G_{22}(\vec{r}, \vec{r}', t) = \frac{1}{(2\pi\hbar)^2} \times \int \exp(i\frac{\vec{p}(\vec{r} - \vec{r}')}{\hbar}) \cos(\frac{u p t}{\hbar}) d\vec{p}, \quad (6)$$

$$G_{21}(\vec{r}, \vec{r}', t) = G_{12}^*(\vec{r}, \vec{r}', t) = \frac{-i}{(2\pi\hbar)^2} \times \int \frac{p_x + ip_y}{p} \exp(i\frac{\vec{p}(\vec{r} - \vec{r}')}{\hbar}) \sin(\frac{u p t}{\hbar}) d\vec{p}, \quad (7)$$

Let the initial wave function is represented by Gaussian wave packet having the width  $d$  and nonvanishing average momentum  $p_{0y} = \hbar k_0$

$$\psi(\vec{r}, 0) = \frac{f(\vec{r})}{\sqrt{|c_1|^2 + |c_2|^2}} \begin{pmatrix} c_1 \\ c_2 \end{pmatrix}, \quad (8a)$$

$$f(\vec{r}) = \frac{1}{d\sqrt{\pi}} \exp(-\frac{r^2}{2d^2} + ik_0 y), \quad (8b)$$

where coefficients  $c_1$  and  $c_2$  determine the initial pseudospin polarization. We suppose that the packet width  $d$  is much more then lattice period and consequently  $\psi(\vec{r}, 0)$  is smooth enveloping function. Substituting Eqs.(8a, 8b) in Eq.(4) and using the expressions (6) and (7) we obtain

$$\psi_1(\vec{r}, t) = \frac{1}{\sqrt{|c_1|^2 + |c_2|^2}} (c_1 \phi_1(\vec{r}, t) - c_2 \phi_2(-x, y, t)), \quad (9)$$

$$\psi_2(\vec{r}, t) = \frac{1}{\sqrt{|c_1|^2 + |c_2|^2}} (c_2 \phi_1(\vec{r}, t) + c_1 \phi_2(\vec{r}, t)), \quad (10)$$

where, for notational convenience,  $\phi_{1,2}(\vec{r}, t)$  denote the functions

$$\phi_1(\vec{r}, t) = \int G_{11}(\vec{r}, \vec{r}', t) f(\vec{r}', 0) d\vec{r}' = \frac{de^{-(k_0 d)^2/2}}{2\hbar^2 \sqrt{\pi^3}} \times \int \exp(i\frac{\vec{p}\vec{r}}{\hbar} - \frac{p^2 d^2}{2\hbar^2} + \frac{p_y k_0 d^2}{\hbar}) \cos(\frac{u p t}{\hbar}) d\vec{p}, \quad (11)$$

$$\phi_2(\vec{r}, t) = \int G_{21}(\vec{r}, \vec{r}', t) f(\vec{r}', 0) d\vec{r}' = \frac{-ide^{-(k_0 d)^2/2}}{2\hbar^2 \sqrt{\pi^3}} \times \int \frac{p_x + ip_y}{p} \exp(i\frac{\vec{p}\vec{r}}{\hbar} - \frac{p^2 d^2}{2\hbar^2} + \frac{p_y k_0 d^2}{\hbar}) \times \sin(\frac{u p t}{\hbar}) d\vec{p}. \quad (12)$$

Using the cylindrical coordinates in Eqs.(11), (12) and integrating over the angular variable, we have

$$\phi_1(\vec{r}, t) = \frac{e^{-\frac{a^2}{2}}}{d\sqrt{\pi}} \times \int_0^\infty e^{-\frac{q^2}{2}} \cos(qt) J_0(q\sqrt{r^2 - a^2 - 2ia y}) q dq, \quad (13)$$

$$\phi_2(\vec{r}, t) = \frac{e^{-\frac{a^2}{2}}}{d\sqrt{\pi}} \frac{x + a + iy}{\sqrt{r^2 - a^2 - 2ia y}} \times \int_0^\infty e^{-\frac{q^2}{2}} \sin(qt) J_1(q\sqrt{r^2 - a^2 - 2ia y}) q dq, \quad (14)$$

where  $J_0(z)$ ,  $J_1(z)$  are Bessel functions. For the sake of convenience we introduce in Eqs.(13), (14) and everywhere below the dimensionless variables, measuring the distance in the units of initial width of wave packet  $d$  and time in  $d/u$  units. Besides, instead of the wave vector  $k_0$  we take the parameter  $a = k_0 d$ .

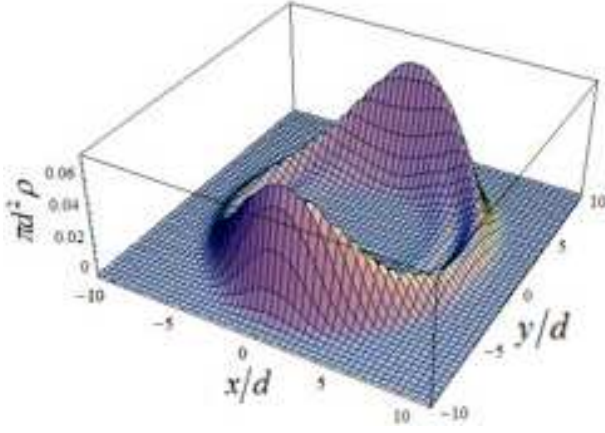


FIG. 1: (Color on line). The electron probability density  $\rho(\vec{r}, t) = |\psi_1|^2 + |\psi_2|^2$  for initial wave packet, Eqs.(8a), (8b) with  $c_1 = 1$  and  $c_2 = 0$  for  $a = k_0 d = 1.2$  at the time  $t = 7$  (in the units of  $d/u$ ).

### III. ZITTERBEWEGUNG OF GAUSSIAN WAVE PACKETS WITH DIFFERENT PSEVDOSPIN POLARIZATION

Now we describe the time-dynamics of Gaussian wave packets, in particular, the ZB phenomenon and the influence of the initial pseudospin polarization on the characteristics of trembling motion.

i). Following to Ref.[12] let us firstly consider the model problem when the lower component of initial wave function is equal to zero, i.e. the parameters  $c_1 = 1$ ,  $c_2 = 0$  in Eq.(8a). That means that at the initial time electron probability located at the sites of the sublattice A. It is not difficult to show that this packet is formed with the states with positive and negative energy. The relative weight of this states is equal to one. The components of time-dependent wave packet are determining to Eqs.(9), (10)

$$\psi(\vec{r}, t) = \begin{pmatrix} \phi_1(\vec{r}, t) \\ \phi_2(\vec{r}, t) \end{pmatrix}, \quad (15)$$

where the functions  $\phi_1(\vec{r}, t)$ ,  $\phi_2(\vec{r}, t)$  are defined by Eqs.(13),(14).

In Fig.1 we represent the full electron density at the moment  $t = 7$  for initial wave packet, Eq.(8b) with width  $d = 2 \text{ nm}$  and  $k_0 = 0.6 \text{ nm}^{-1}$ . As one can see, at  $t > 0$  the initial wave packet splits in two parts moving along  $y$  axis with opposite velocities so that the electron probability density is symmetrical with respect to  $y$ :  $\rho(x, y, t) = \rho(x, -y, t)$  (note that at the case  $k_0 = 0$  the electron probability density has a cylindrical symmetry at all time). For enough large time due to effect of dispersion the width of both parts of the packet increases with time. One can check, that in this situation the contributions of two components of wave functions  $\psi_1(\vec{r}, t)$  and  $\psi_2(\vec{r}, t)$  in full electron density are the same.

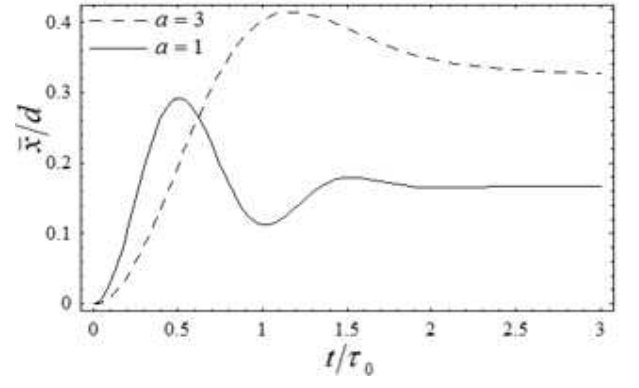


FIG. 2: The average coordinate  $\bar{x}(t)$  versus time ( $\tau_0 = d/u$ ) for the wave packet with initial pseudospin polarization along  $z$  axis for different values of  $a$ .

In other words the electron probability distributes with the time on the sides of sublattice A and B. Note at the same time  $\rho(x, y, t) \neq \rho(-x, y, t)$  and the packet center oscillates along  $x$  direction (*zitterbewegung*).

To analyze this motion we find the average value of position operator. For it we use the momentum representation. The upper ( $C_1(\vec{p}, t)$ ) and lower ( $C_2(\vec{p}, t)$ ) components of wave function (15) in this representation can be easily founded from Eqs.(11), (12). After that the usual definition

$$\bar{r}(t) = \sum_{j=1}^2 \int d\vec{p} C_j^*(\vec{p}, t) i\hbar \frac{dC_j(\vec{p}, t)}{d\vec{p}}, \quad (16)$$

readily yields

$$\bar{y}(t) = 0, \quad (17a)$$

$$\bar{x}(t) = \frac{1 - e^{-a^2}}{2a} - e^{-a^2} \int_0^\infty e^{-q^2} \cos(2qt) I_1(2aq) dq, \quad (17b)$$

where  $I_1(z)$  is a modified Bessel function of the first order. In Eq.(17b) the integral term represents the *zitterbewegung*. Note that average value  $\bar{x}(t)$  depends on only one parameter  $a$  (in the dimensionless variables). The obtained functions  $\bar{x}(t)$  which describes the typical transient *zitterbewegung* is plotted in Fig.2. After the oscillation disappear the center of the packet is displaced by amount which equals to the first term Eq.(15). In the case when the wave packet width is large enough and the inequality  $a = dk_0 \gg 1$  takes place, Eq.(17b) reduces to<sup>24</sup>

$$\bar{x}(t) = \frac{1 - e^{-t^2} \cos(2at)}{2a}. \quad (18)$$

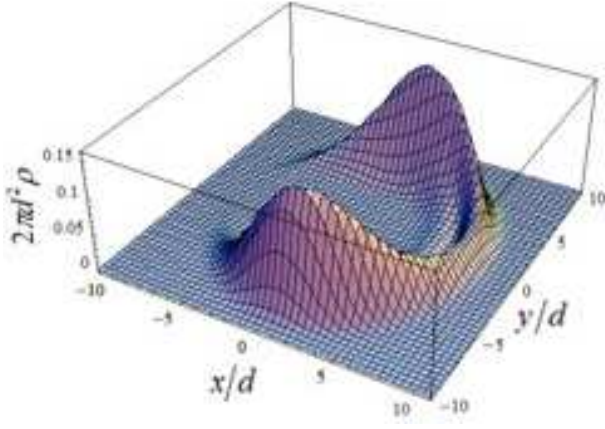


FIG. 3: (Color on line). The electron probability density  $\rho(\vec{r}, t) = |\psi_1|^2 + |\psi_2|^2$  for initial wave packet, Eqs.(8a), (8b) with  $c_1 = 1$  and  $c_2 = 1$  for  $a = k_0 d = 1.2$  at the time  $t = 7$  (in the units of  $d/u$ ).

As it follows from Eqs.(17), (18) for given initial polarization of wave packet the ZB occurs in the direction perpendicular to the initial momentum  $p_{0y} = \hbar k_0$ , just as for bilayer graphene<sup>12</sup> and for the semiconductor quantum well in the presence of the Rashba spin-orbit coupling<sup>2,14</sup>. One can see from Eq.(18) that the trembling motion has a transient character as it was described in Refs.[12, 14] and at  $t \gg 1$   $x(t) \rightarrow 1/2a$ . We should notice that Eqs.(17b), (18) coincide with corresponding formulas of Ref.[14]. This is because the Hamiltonian for the system with Rashba-coupling

$$H_R = \frac{\hat{p}^2}{2m} + \alpha(\hat{p}_y \hat{\sigma}_x - \hat{p}_x \hat{\sigma}_y), \quad (19)$$

where  $\alpha$  is a Rashba coupling constant, transforms into Hamiltonian for monolayer graphene, Eq.(1), if we carry out the replacement in Eq.(19)

$$x \rightarrow -y', \quad y \rightarrow x', \quad \alpha \rightarrow u, \quad m \rightarrow \infty. \quad (20)$$

ii). Let us consider now the case when  $c_1 = c_2 = 1$ , that is pseudospin is directed along  $x$  axis at  $t = 0$ . Then from Eqs.(9), (10)

$$\psi(\vec{r}, t) = \frac{1}{\sqrt{2}} \begin{pmatrix} \phi_1(\vec{r}, t) - \phi_2(-x, y, t) \\ \phi_1(\vec{r}, t) + \phi_2(\vec{r}, t) \end{pmatrix}. \quad (21)$$

Fig.3 illustrates the electron probability density at the time moment  $t = 7$  for initial wave packet, Eq.(8b), for the same parameters as in Fig.1. One can see, that initial wave packet at  $t > 0$ , as in previous case, splits into two parts propagating along  $y$  in opposite directions so that the symmetry concerning this axis, i.e.  $\rho(x, y, t) = \rho(x, -y, t)$ , retain during the time (as the case i)). The distribution of the probability density along  $x$

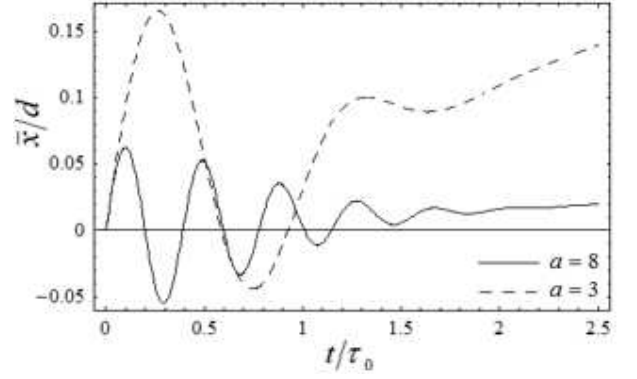


FIG. 4: The average coordinate  $\bar{x}(t)$  versus time ( $\tau_0 = d/u$ ) for the wave packet with initial pseudospin polarization along  $x$  axis for different values of  $a$ .

axis clearly demonstrates its maximum displaced in the positive direction that corresponds to the motion of the packet centre along  $x$  axis. The velocity of such motion  $\bar{v}_x = \frac{d\bar{x}}{dt}$  consists of both constant as well as oscillation parts. Really, a straightforward calculation yields the average value of position operator  $x$

$$\bar{x}(t) = \frac{1 - e^{-a^2}}{2a^2} t + \frac{e^{-a^2}}{2a} \times \int_0^\infty e^{-q^2} \sin(2qt) \frac{d}{dq} I_1(2aq) dq, \quad (22)$$

and  $\bar{y}(t) = 0$  like for the case i). In Fig.4 we demonstrate the dependence  $\bar{x}(t)$  for various values of parameter  $a$ . When the parameter  $a$  increases, the amplitude of ZB and the period of oscillations decrease. At  $a \gg 1$  we have from Eq.(22)

$$\bar{x}(t) = \frac{t}{2a^2} + \frac{1}{2a} e^{-t^2} \sin(2at). \quad (23)$$

We see that the character of motion of wave packet is changed. Now the center of wave packet moves along  $x$  direction with constant velocity, which is determined by the first term in Eqs.(22), (23) and performs the damping oscillations. This constant velocity has a maximum value which is equal to  $1/2$  (in the units of  $u$ ) for the narrow - width wave packet, or for the case  $k_0 = 0$ . When the width of packet is increased the velocity of motion of its centre is decreased. The frequency and amplitude of the *zitterbewegung* for  $a \gg 1$  are the same as in the case i). However, the first term in Eq.(22) corresponding to the motion of wave packet with constant velocity reduces the effect of ZB at least for  $a \lesssim 1$  (Fig.4).

It is not difficult to show that as in an other two-band systems the phenomenon of ZB in graphene is a result of an interference of states corresponding to positive and negative eigen-energies of Hamiltonian, Eq.(1). For wide enough packet  $a = k_0 d \gg 1$  and at time  $t > 1$  when the

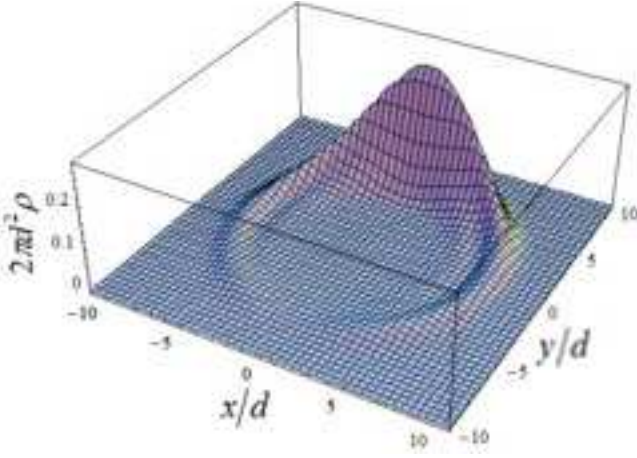


FIG. 5: (Color on line). The electron probability density  $\rho(\vec{r}, t) = |\psi_1|^2 + |\psi_2|^2$  for initial wave packet, Eqs.(8a), (8b) with  $c_1 = 1$  and  $c_2 = i$  for  $a = k_0 d = 1.2$  at the time  $t = 7$  (in the units of  $d/u$ ).

ZB disappears two splitted parts of initial wave packet (see Fig. 3) move along  $y$  axis with opposite velocities:  $u$  and  $-u$ . In this situation subpackets moving in the positive and negative directions consist of the states with positive and negative energies correspondingly.

iii). When the initial pseudospin is along  $y$  axis the wave function at  $t > 0$  has the form

$$\psi(\vec{r}, t) = \frac{1}{\sqrt{2}} \begin{pmatrix} \phi_1(\vec{r}, t) - i\phi_2(-x, y, t) \\ i\phi_1(\vec{r}, t) + \phi_2(\vec{r}, t) \end{pmatrix}. \quad (24)$$

In Fig.5 it is shown the full electron density for the same moment of time and for the same parameters as in previous cases. As one can see, the initial wave packet does not split into two parts at  $t > 0$  unlike the cases i) and ii). This result is confirmed by the straight forward calculations. Indeed, one can show, that the eigen-energy states corresponding to propagation in the positive direction along  $y$  axis give the dominant contribution in total wave function, Eq.(24). For wide packets ( $a \gg 1$ ) almost all of these states belong to the positive branch of energy.

It is interesting to note that 1D wave packet

$$\psi(y, 0) = F(y) \begin{pmatrix} 1 \\ i \end{pmatrix},$$

where  $F(y)$  is arbitrary function, propagates along  $y$  direction without changing of its form

$$\psi(y, t) = F(y - ut) \begin{pmatrix} 1 \\ i \end{pmatrix}.$$

The results of calculations of average values of  $x$  and  $y$  for this polarization lead to

$$\bar{x}(t) = 0, \quad (25)$$

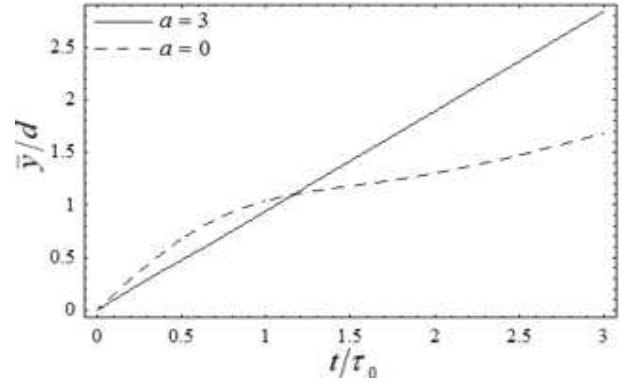


FIG. 6: The average coordinate  $\bar{y}(t)$  versus time ( $\tau_0 = d/u$ ) for the wave packet with initial pseudospin polarization along  $y$  axis for different values of  $a$ .

$$\bar{y}(t) = \left(1 - \frac{1}{2a^2} + \frac{e^{-a^2}}{2a^2}\right) t + \frac{e^{-a^2}}{2a} \times \int_0^\infty e^{-q^2} \sin(2qt) I_1(2aq) \frac{dq}{q}. \quad (26)$$

Thus in the considering case the wave packet propagates along  $y$  axis and the *zitterbewegung* has the "longitudinal" character.

Note that in a numerical work<sup>18</sup> by Thaller was observed similar oscillatory behavior of the expectation value of the position operator for one - dimensional relativistic electron in vacuum. In Ref.[18] it was also shown that apart from the rapid oscillation, the wave packet drifts slowly even when its average momentum is zero.

In Fig.6 we represent the dependence  $\bar{y}(t)$  for different values of parameter  $a$ . As one can see, that even at zero value of  $a$  the oscillations is absent. In this case, as it follows from Eq.(26) the drift velocity is equal to  $1/2$  (in the units of  $u$ ). As above, Eq.(26), takes more simple form at  $a \gg 1$

$$\bar{y}(t) = t + \frac{1}{4a^3} e^{-t^2} \sin(2at). \quad (27)$$

Comparing Eqs.(18), (23), (27), we see that the amplitude for the "longitudinal" *zitterbewegung* is much less than amplitude of "transvers" *zitterbewegung*. This fact can be seen as a consequence of special form of the initial wave function, which in the given case consists of (at  $a \gg 1$ ) the states with positive energy mostly. That make the interference between the positive and negative components difficult, i.e. decreases the ZB. Moreover, at any values of the parameter  $a$  the integral term in Eq.(26), corresponding to the oscillating motion, is negligible in comparison with the first term, and one may neglect the effect of the "longitudinal" ZB.

As was demonstrated above, the direction of the average velocity depends not only on module of the com-



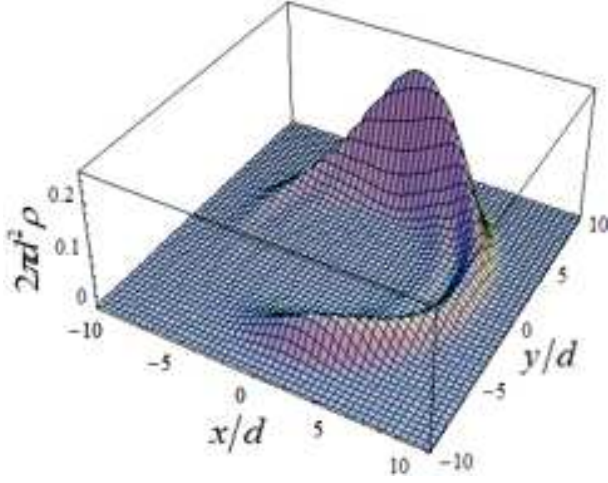


FIG. 7: (Color on line). The electron probability density  $\rho(\vec{r}, t) = |\psi_1|^2 + |\psi_2|^2$  for initial wave packet, Eq.(8a), (8b) with  $c_1 = 1$  and  $c_2 = e^{i\pi/4}$  for  $a = k_0 d = 1.2$  at the time  $t = 7$  (in the units of  $d/u$ ).

ponents  $\psi_1(\vec{r}, 0)$  and  $\psi_2(\vec{r}, 0)$ , but also their phases. In general case for the initial Gaussian packet

$$\psi(\vec{r}, 0) = \frac{f(\vec{r})}{\sqrt{2}} \begin{pmatrix} 1 \\ e^{i\varphi} \end{pmatrix}, \quad (28)$$

the probability density becomes asymmetric and the average position operator has two components

$$\vec{r}(t) = \bar{x}(t) \cos \varphi \vec{e}_x + \bar{y}(t) \sin \varphi \vec{e}_y, \quad (29)$$

where  $\varphi$  is an arbitrary phase difference between the up and low components of wave function and  $\bar{x}(t)$ ,  $\bar{y}(t)$  are determined by Eqs.(22), (26). For illustration we represent in Fig.7 the electron probability density obtained for the initial packet, Eq.(28), with  $\varphi = \pi/4$ . Note, that the packet motion with the constant velocity predicted above (see Eqs.(22), (26)) should lead to existence of the direct current in the corresponding direction.

To check our formalism let us consider as the starting point the plane wave. In this case it is easily obtain the expression for average value of electron velocity  $\bar{v}(t)$ . Really, in the Heisenberg picture the kinetic velocity is (in the dimensional variables)

$$\hat{v}(t) = \frac{1}{i\hbar} [\vec{r}, \hat{H}] = u \vec{\sigma}(t), \quad (30)$$

where

$$\frac{d\vec{\sigma}}{dt} = \frac{1}{i\hbar} [\vec{\sigma}, \hat{H}] = \frac{2u}{\hbar} [\hat{p} \times \vec{\sigma}]. \quad (31)$$

In these equations  $\vec{p}(t) = \vec{p}(0)$ . Let the initial momentum  $p_{oy} = \hbar k_0$ . Then using the solutions of Eqs.(30), (31) we find

$$\bar{v}_x(t) = u \bar{\sigma}_z(0) \sin \omega t + u \bar{\sigma}_x(0) \cos \omega t, \quad (32a)$$

$$\bar{v}_y(t) = u \bar{\sigma}_y(0), \quad (32b)$$

where  $\omega = 2uk_0$  and  $\sigma_i(0) = \sigma_i$  - Pauli matrixes ( $i = 1, 2, 3$ ). So, if in the initial state pseudospin is along  $z$  direction, i.e.  $\bar{\sigma}_z(0) = 1$  (case i)) we obtain from Eq.(32a)  $\bar{v}_x(t) = u \sin \omega t$ , that leads to

$$\bar{x}(t) = \text{const} - \frac{u}{\omega} \cos \omega t. \quad (33)$$

Returning to the original variables in Eq.(18) and setting  $d = \infty$  we see that this expression coincides with Eq.(33). Similar results we get for other initial polarizations.

#### IV. CONCLUSION REMARKS

We have studied the quantum dynamics of charge particles, represented by Gaussian wave packet in two-dimensional single layer of carbon atoms (graphene). We investigated numerically also the spatial evolution of the initial wave packet and observed the effect of the packet splitting for the pseudospin polarization perpendicular to the average momentum. The analytic expressions for the average values of position operators were obtained. These results clearly demonstrate the evolution of wave function is accompanied by the *zitterbewegung* and strongly depends on the initial pseudospin polarization. As for other systems with two-band structure<sup>12,14,18</sup>, the ZB in monolayer graphene has transient character. It was also predicted that apart from the packet center exhibits the trembling motion it can move with constant velocity (for the pseudospin polarization along  $x$  and  $y$  axis). The direction of this velocity depends on not only the module of the components  $\psi_1(\vec{r}, 0)$  and  $\psi_2(\vec{r}, 0)$ , but also their phases (Eqs.(28),(29)). The existence of such type of motion strongly influence on the ZB. In particular, if the initial pseudospin polarization coincides with initial average momentum the packet center moves and exhibits the ZB along the same direction. In this case the second term in Eq.(26) describing the longitudinal oscillations (the "longitudinal" ZB) is essentially smaller than the first one connected with the motion with constant velocity.

In conclusion we stress that the packet motion with the constant velocity (see Eqs.(22), (26)) leads to the appearance of the dc current. For the experimental detection of this current one needs sensitive current meters. Experimental observation of trembling motion is more difficult task since it is necessary to use femtosecond techniques<sup>6,12</sup>.

## Acknowledgments

This work was supported by the program of the Russian Ministry of Education and Science "Develop-

ment of scientific potential of high education" (project 2.1.1.2363).

- 
- \* Electronic address: demi@phys.unn.ru
- <sup>1</sup> N. Shmueli, A. Yacoby, and Y. Imry, *Europhys. Lett.* **29**, 711 (1995).
  - <sup>2</sup> J. Schliemann, D. Loss, and R. M. Westervelt, *Phys. Rev. Lett.* **94**, 206801 (2005); *Phys. Rev. B* **73**, 085323 (2006).
  - <sup>3</sup> J. Schliemann, *Phys. Rev. B* **77**, 125303(2008).
  - <sup>4</sup> W. Zawadzki, *Phys. Rev. B* **72**, 085217 (2005).
  - <sup>5</sup> S. Shen, *Phys. Rev. Lett.* **95**, 187203 (2005).
  - <sup>6</sup> W. Zawadzki, *Phys. Rev. B* **74**, 205439 (2006).
  - <sup>7</sup> M. I. Katsnelson, *Europ. Phys. J. B* **51**, 157 (2006).
  - <sup>8</sup> J. Cserti and G. David, *Phys. Rev. B* **74**, 172305 (2006).
  - <sup>9</sup> R. Winkler, U. Zulicke, and J. Bolter, *Phys. Rev. B* **75**, 205314 (2007).
  - <sup>10</sup> B. Trauzettel, Y. M. Blanter, and A. F. Morpurgo, *Phys. Rev. B* **75**, 035305 (2007).
  - <sup>11</sup> T. M. Rusin and W. Zawadzki, *J. Phys. Cond. Matter* **19**, 136219 (2007).
  - <sup>12</sup> T. M. Rusin and W. Zawadzki, *Phys. Rev. B* **76**, 195439 (2007).
  - <sup>13</sup> T. M. Rusin and W. Zawadzki, *cond-mat/0712.3590v2*.
  - <sup>14</sup> V. Ya. Demikhovskii, G. M. Maksimova, and E. V. Frolova, *cond-mat/0805.4489v2* (2008) (to be published in *Phys. Rev. B*).
  - <sup>15</sup> E. Schrodinger, *Sitzungsber. Preuss. Akad. Wiss. Phys. Math. Kl.* **24**, 418 (1930).
  - <sup>16</sup> A. O. Barut and A. J. Bracken, *Phys. Rev. D* **23**, 2454 (1981).
  - <sup>17</sup> J. A. Lock, *Am. J. Phys.* **47**, 797 (1979).
  - <sup>18</sup> B. Thaller, *arXiv: quant-ph/0409079* (2004).
  - <sup>19</sup> J. W. Braun, Q. Su and R. Grobe, *Phys. Rev. A* **59**, 604 (1999).
  - <sup>20</sup> P. R. Wallace, *Phys. Rev.* **71**, 622 (1947).
  - <sup>21</sup> J. C. Slonczewski and P. R. Weiss, *Phys. Rev.* **109**, 272 (1958).
  - <sup>22</sup> K. S. Novoselov, A. K. Geim, S. V. Morozov, D. Jiang, M. I. Katsnelson, I. V. Grigorieva, S. V. Dubonos, and A. A. Firsov, *Nature* **438**, 197 (2005); K. S. Novoselov, E. Mc Cann, S. V. Morozov, V. I. Falko, M. I. Katsnelson, U. Zeitler, D. Yiang, F. Schedin, and A. K. Geim, *Nature Phys.* **2**, 177 (2006).
  - <sup>23</sup> Y. Zhang, Y. W. Tan, H. L. Stormer, and P. Kim, *Nature* **438**, 201 (2005).
  - <sup>24</sup> The details of the calculation of asymptotic formula similar to Eq. (18) are represented in Ref.[14].