

Decay of turbulence generated by spin-down to rest in superfluid ^4He

P. M. Walmsley^a, A. I. Golov^a, H. E. Hall^a,
W. F. Vinen^b, and A. A. Levchenko^c

^a*School of Physics and Astronomy, The University of Manchester, M13 9PL, UK*

^b*School of Physics and Astronomy, University of Birmingham, B15 2TT, UK*

^c*Institute of Solid State Physics, Russ. Acad. Sci., Chernogolovka 142432, Russia*

*We report on the extension of the experiments (P. M. Walmsley et al., Phys. Rev. Lett. **99**, 265302 (2007)) on the decay of quasiclassical turbulence generated by an impulsive spin-down from angular velocity Ω to rest of superfluid ^4He in a cubic container at temperatures 0.15 K – 1.6 K. The density of quantized vortex lines L is measured by scattering negative ions. Following the spin-down, the maximal density of vortices is observed after time $t \sim 10\Omega^{-1}$. By observing the propagation of ions along the axis of the initial rotation, the transient dynamics of the turbulence spreading from the perimeter of the container into its central region is investigated. Nearly homogeneous turbulence develops after time $t \sim 100\Omega^{-1}$ and decays as $L \propto t^{-3/2}$. The effective kinematic viscosity in $T = 0$ limit is $\nu = 0.003\kappa$, where $\kappa = 10^{-3} \text{ cm}^2\text{s}^{-1}$ is the circulation quantum.*

PACS numbers: 67.25.dk, 47.27.Gs, 47.32.-y, 47.37.+q.

1. INTRODUCTION

Turbulence in superfluid helium^{1,2,3} in the $T = 0$ limit can be fully characterized by the positions and dynamics of thin cores of quantized vortices making a dense tangle. A useful parameter is the total length of these filaments per unit volume L , the mean inter-vortex distance hence being $\ell = L^{-1/2}$. Different spatial distributions of local density $L(\mathbf{r})$ and local polarization of the tangle correspond to different types of turbulent flows. When turbulence is generated by flow on large (quasiclassical) lengthscales $\gg \ell$, its dynamics is of great interest as the dissipative mechanisms only work at much smaller lengthscales. The energy is injected into large quasi-

classical eddies which are a result of correlations in the polarization of vortex lines. While cascading down the lengthscales, this classical energy should be eventually converted into that of quantized flow around individual vortices. The latter have the following degrees of freedom: deformation of the individual filaments (Kelvin waves) and reconnections of pairs of neighbouring filaments (change in the tangle's topology). The ultimate mechanism of the dissipation of energy is believed to be phonon emission by Kelvin waves of very short wavelength. Vortex reconnections leave sharp kinks, thus exciting Kelvin waves. One of the modern challenges is to understand the nature of the non-linear cascades of energy down the classical ($> \ell$) and quantum ($< \ell$) lengthscales, and especially of its transfer from the classical to quantum cascade at the cross-over scale $\sim \ell$.

Very recently ⁴ there has been progress in generating quasi-classical turbulence by spin-down of a non-axially-symmetric container to rest and detecting the decay of the vortex density $L(t)$ through scattering of injected ions off vortex filaments. The latter allowed us to quantify the rate of the energy dissipation at different temperatures. For the given L , this rate can be different for different types of turbulence ⁵, especially in the $T = 0$ limit. It is believed that the quasi-classical turbulence achieved in the mentioned experiments is nearly homogeneous and isotropic. In this paper we provide further details on the properties of the turbulent tangles obtained in this way, discuss the appropriateness of the analysis, introduce a refined fitting procedure and summarize the current understanding of the nature of the energy cascade and dissipation.

The assumptions for the analysis of the late-time decay $L(t)$ are as follows ⁶. On the classical side of wavelengths, the energy spectrum is of the Kolmogorov type

$$E_k = C\epsilon^{2/3}k^{-5/3}, \quad (1)$$

where the Kolmogorov constant for classical fluids was found to be $C \approx 1.5$ ⁷. Because of the confinement by the container of size d , this spectrum is truncated at short wavenumbers by $k_1 \approx 2\pi/d$ making d the energy-containing length.

At short length scales $< \ell$ the cascade becomes *quantum* as the discreteness of the vorticity in superfluids adds new behavior. At sufficiently low temperatures, it is expected to take the form of a non-linear cascade of Kelvin waves ^{8,9}. The most complicated regime is the transitional region between these two limits, the Kolmogorov and Kelvin-wave cascades. The question being currently debated is whether the energy stagnates at $k < \ell^{-1}$ due to the poor matching in the kinetic times of the two cascades ¹⁰, or gets efficiently converted from classical eddies to waves along quantized vortex lines with the help of various reconnection processes ¹¹.

Turbulence in superfluid ^4He generated by spin-down

In the steady state, the energy flux ϵ is equal to the dissipation of the kinetic energy. The redistribution between different lengthscales and eventual dissipation of the flow energy is through the motion of vortex lines. The flux down the classical cascade of this energy per unit mass can be assumed to be ⁶

$$\epsilon = \nu(\kappa L)^2, \quad (2)$$

where $\kappa^2 L^2$ is an effective total mean square vorticity and the “effective kinematic viscosity” ν can vary depending upon temperature and type of flow. With regard to the physical meaning of Eq. (2) there are two possibilities. It can be simply an analog of the classical formula for the viscous dissipation rate in shear flow at the smallest dissipative lengths. Alternatively, it can result from a cascade-specific process (like “bottleneck”) limiting the energy flux ϵ down the lengthscales.

Equations 1 and 2 lead to the late-time free decay ⁶

$$L = (3C)^{3/2} \kappa^{-1} k_1^{-1} \nu^{-1/2} t^{-3/2}. \quad (3)$$

In the rest of this paper we show that this regime is observed for quasi-classical turbulence in superfluid ^4He generated by various means, including the $T = 0$ limit ^{6,4,5}. It is also observed for vortex tangles in superfluid $^3\text{He-B}$ generated by a vibrating grid ¹².

2. Experimental

To detect the presence of vortices we used the fact that injected ions interact with a vortex. This process is characterized by the trapping (or “scattering”) diameter σ which depends on temperature, electric field and type of ion. Two types of charge carriers have been used: at $T > 0.8$ K, free ions (an electron self-localized in a bubble), and at $T < 0.8$ K small charged vortex rings (CVRs) with one negative ion trapped on their cores.

For free ions, the trapping diameter σ is inversely proportional to the electric field, $\sigma \propto E^{-1}$. In a field $E = 10$ V/cm it is decreasing with temperature from $\sigma = 220$ nm at $T = 1.6$ K to $\sigma = 4$ nm at $T = 0.8$ K. In contrast, CVRs have a much larger trapping diameter of order their radius (typically, $\sigma = 0.4$ – 1.7 μm in our experiments) which makes them much more sensitive to tangles of small density L .

After injecting a short pulse of ions, a sharp pulse of current arrives at the collector as shown in Fig. 1. The interaction with vortices, that happens to be in the way of the propagating ions leads to the depletion of these pulses. The decrease in the peak height I of the current pulses due to the ballistic CVRs (shown in Fig. 1), relative to the long time amplitude $I(\infty)$ when all

vortices have decayed, is the measure of blocking the paths of some ions with the probability per unit length $L\sigma$. We hence determine the average vortex density between the injector and collector, after the turbulence has been decaying a time t , as

$$L(t) = (\sigma d)^{-1} \ln \left(\frac{I(\infty)}{I(t)} \right). \quad (4)$$

To calibrate the value of σ for different types of ions and at different temperature and electric field, we measured the attenuation of the pulses of the collector current in the horizontal direction when the cryostat is at continuous rotation^{15,16} around the vertical axis at angular velocity Ω (thus having an equilibrium density of rectilinear vortex lines $L = 2\Omega/\kappa$) as in Fig. 2.

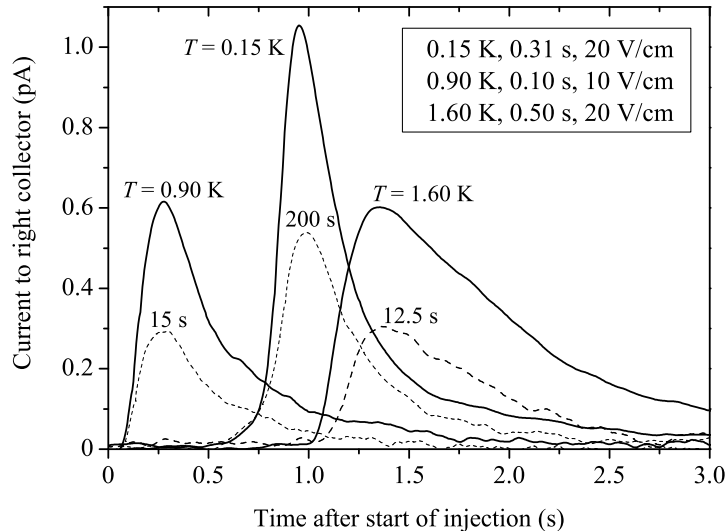


Fig. 1. Examples of current records produced by short pulses for three different temperatures (the temperatures, pulse durations and mean driving fields are indicated in the legend). The solid lines show the records without a vortex tangle in the ions' path, while the dashed ones represent the records suppressed by the vortex tangle which has been decaying a specified time (indicated near curves) after stopping generation. The charge carriers are either free ions ($T = 1.60$ K and $T = 0.90$ K) or charged vortex rings ($T = 0.15$ K). The electronics time constant is 0.15 s, hence the true time of arrival of the ions producing the fastest peak ($T = 0.90$ K) cannot be resolved.

At low temperatures, Kelvin waves of a broad range of wavelengths are excited, thus making the tangle length a fractal property. However,

Turbulence in superfluid ^4He generated by spin-down

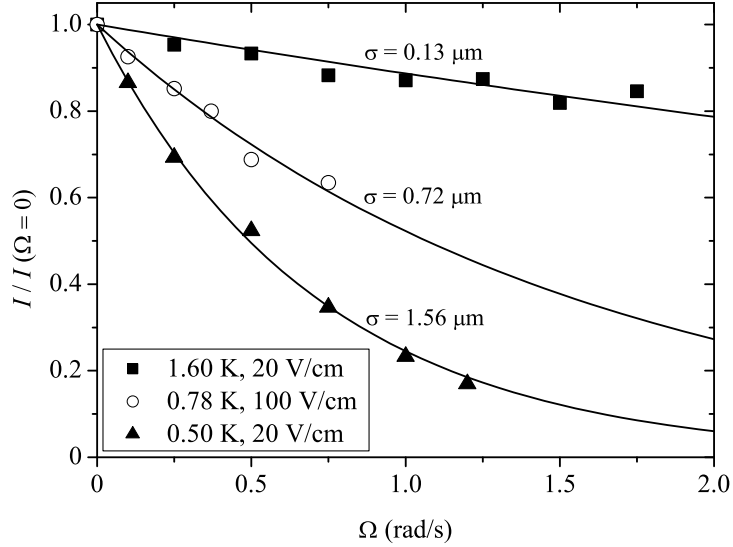


Fig. 2. Dependence of pulse amplitude on the angular velocity of rotation, Ω , in examples of calibration measurements. The temperatures, driving fields and trapping diameters σ are indicated. The charge carriers are either free ions ($T = 1.60$ K) or charged vortex rings ($T = 0.78$ K and $T = 0.50$ K).

the main contribution to the total length L converges quickly at scales just below ℓ . Hence, a probe ion with the trapping diameter $\sigma \ll \ell$, moving at a speed ($v \geq 5$ cm/s), much greater than the characteristic velocities of vortex segments ($\sim \kappa/\ell < 10^{-1}$ cm/s), should sample the full length L . Experimental measurements with different $\sigma = 0.4$ – $1.7 \mu\text{m}$ (using charged vortex rings in a range of driving electric fields) indeed produce consistent values of L .

In order not to introduce extra turbulence by the probe ions, the measurement was performed by probing each realization of turbulence only once – after a particular waiting time t during its free decay. Then the contaminated tangle was discarded and a fresh tangle generated. The values of L , measured with the use of either of the two types of ions in the temperature window 0.7–0.8 K where they co-exist, were consistent too.

The experimental cell had cubic geometry with sides of length $d = 4.5$ cm. A schematic drawing of the cell is shown in Fig. 3. The relatively large size of the cell was important to enhance the efficiency of ion trapping and the time resolution of vortex dynamics, and was really instrumental in ensuring that the continuum limit $\ell \ll d$ holds even when the vortex line density drops to as low as just $L \sim 10 \text{ cm}^{-2}$. This also helped ensure that

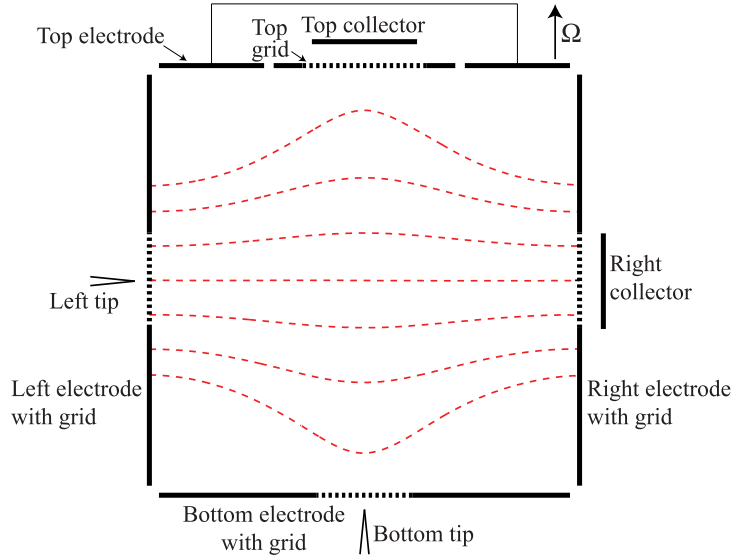


Fig. 3. A side cross-section of the Manchester cell. The distance between opposite electrode plates is 4.5 cm. An example of the driving electric field is shown by dashed lines. Such a configuration was used in all the Manchester experiments described in this section. It was calculated for the following potentials relative to the right electrode: left electrode at -90 V, side, top and bottom electrodes at -45 V, and the right electrode and collector at 0 producing a 20 V/cm average driving field in the horizontal direction. To inject ions, the left tip was usually kept at between -500 to -350 V relative to the left grid. When ions traveling vertically across the cell (injected from bottom tip and detected at the top collector) were required, the potentials on the electrodes were rearranged as appropriate.

the presence of the walls, which might accelerate the decay of turbulence within some distance $\sim \ell$, does not affect the dynamics of the turbulent tangle in the bulk of the cell. In order to probe the vortex densities along the axial and transverse directions, there were two independent pairs of injectors and collectors of electrons. All injectors and collectors were protected by electrostatic grids, enabling injecting and detecting pulses of electrons. The injectors were field emission tips made of 0.1 mm diameter tungsten wire¹³. The threshold for ion emission was initially $\simeq -100$ V and -210 V for the bottom and left injectors respectively; however, after over two years of almost daily operation they changed to some -270 V and -520 V. The fact that the two injectors had very different threshold voltages helped investi-

Turbulence in superfluid ^4He generated by spin-down

gate the dependence (or rather lack of it) of the radius of initial charged vortex rings on the injector voltage. The six side plates (electrodes) that make up the container cube can be labeled “top”, “bottom”, “left”, “right”, and two “side” electrodes. The top, bottom, left and right electrodes had circular grids in their centers. All grids were made of square tungsten mesh with period 0.5 mm and wire diameter 0.020 mm, giving a geometrical transparency of 92%. The grids in the bottom, left and right plates had diameter 10 mm and the grid in the top plate had diameter of 13 mm. The injector tips were positioned about 1.5–2 mm behind their grids. The two collector plates were placed 2.5 mm behind their grids and were typically biased at +10 – +25 V relative to the grids. Further details can be found in ¹⁴.

The novel technique of generating quasiclassical turbulence, suitable for any temperatures down to at least 80 mK, relied on rapidly bringing a rotating cubic-shaped container of superfluid ^4He to rest ⁴. This was achieved by mounting the experiment on the Manchester rotating cryostat ^{15,16}, whose angular velocity and acceleration can be controlled over a wide range. In our experiments, the range of angular velocities of initial rotation Ω was 0.05–1.5 rad/s. In classical liquids at sufficiently high Reynolds numbers, even in cylindrical containers, spin-down to rest is always unstable: within a few radians of initial rotation upon an impulsive spin-down to rest, a nearly homogeneous turbulence develops with the energy-containing eddies of the size of the container. In a cubic container, the turbulence becomes homogeneous much faster. One expects similar processes to occur in a superfluid liquid providing the process of initial multiplication of vortices does not affect the dynamics. As spin-down experiments always begin from already existing dense rectilinear vortex arrays of equilibrium density $L = 2\Omega/\kappa$, and rapid randomization and multiplication of these vortices is expected due to the lack of axial symmetry of the container, as well as surface pinning (friction) near container walls, these seem to be sufficient for the superfluid to mimic the large classical turbulent eddies.

Before making each measurement, the cryostat was kept at steady rotation at the required Ω for at least 300 s before decelerating to full stop, then waiting a time interval t and taking the data point. The deceleration was linear in time taking 2.5 s for $\Omega = 1.5$ rad/s and 0.1 s for $\Omega = 0.05$ rad/s. The origin $t = 0$ was chosen at the start of deceleration.

We have also found that currents of injected ions leave vortex tangles behind that can also be used as an alternative means of generating turbulence. Depending on the conditions of injection, such as the temperature and duration of the current pulse, the tangles can have features of either quasi-classical (large-scale dominated) or quantum (quantum energy dominated) turbulences. We do not discuss these experiments in this paper but

quote the resulting values of $\nu(T)$ in later sections. For more details see ⁵.

3. Results

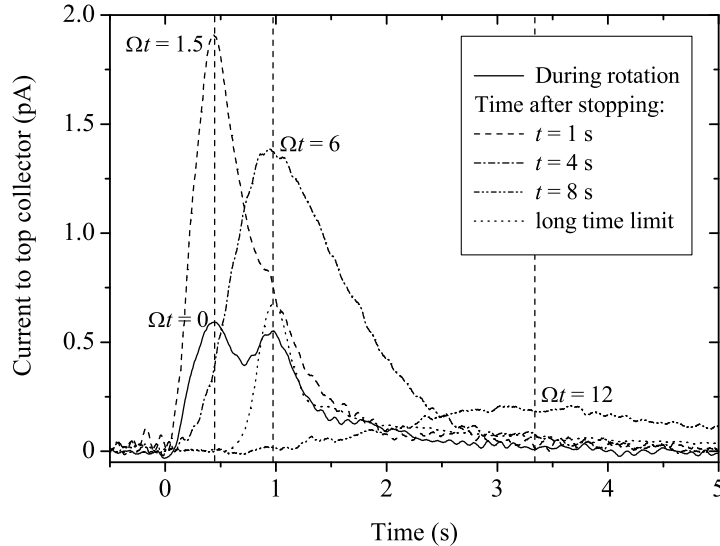


Fig. 4. Records of the current to the top collector, injected from the bottom injector as a 0.1 s-long pulse at the time t after an impulsive spin-down from $\Omega = 1.5$ rad/s to rest. $T = 0.15$ K, $E = 20$ V/cm.

To illustrate what is happening near the vertical axis of the container at different stages of the transient after a spin-down, in Fig. 4 we show five records of the current from the bottom injector to the top collector arriving after a 0.1 s-long pulse of probe ions was fired from the bottom injector. Each is characteristic of a particular configuration of vortex lines near the rotational vertical axis of the container during the transformation from an array of parallel lines to a homogeneous decaying vortex tangle. One can see three different characteristic times (vertical dashed lines in Fig. 4) of arrival of ions via different means. The first peak at ≈ 0.4 s (determined by the time constant of the current preamplifier, 0.15 s) corresponds to the ions trapped on the rectilinear vortex lines which can slide along those lines very quickly, provided these lines are continuous from the injector to collector as, for example, during steady rotation. Our estimates show that at $\Omega = 1.5$ rad/s of order half of rectilinear vortices from the equilibrium array terminate on

Turbulence in superfluid ^4He generated by spin-down

the collector grid and hence do not allow trapped ions to reach the collector. The second peak at ≈ 1 s corresponds to the coherent arrival of the ballistic charged vortex rings from the bottom to the top. The third broad peak at times ~ 3 s (but with a long tail detectable until ~ 40 s) corresponds to the charge trapped on the vortex tangle and drifting with the tangle. Hence, we have the following regimes (and curves in Fig. 4) labeled by the time t after the spin-down:

1. $\Omega t \leq 0$, steady rotation. The nearly equal first and second peaks indicate that there exist an ordered array as the ions can arrive at the collector by either fast sliding along the rectilinear lines or propagating as slower CVRs between the lines.
2. $\Omega t = 1.5$. The first peak gets enhanced three-fold while the second one is still there (and no third peak) – meaning more trapped ions can now reach the collector along the rectilinear vortex lines (apparently because many vortex lines no longer terminate on the grid after being “shaken off” by the emerging turbulent layer near the horizontal walls) while there is not much turbulence in the central region yet.
3. $\Omega t = 6$. The first peak has disappeared in favor of the second one which got broadened – at this stage the rectilinear vortices should have become scrambled in the Ekman layers near the top and bottom walls while the ballistic charged vortex rings are still the dominant transport of charge.
4. $\Omega t = 12$. Now both fast peaks have disappeared completely while the third broad peak has emerged – this means that a dense turbulent tangle has finally reached the axial region.
5. $\Omega t \rightarrow \infty$. The sharp second peak has recovered but all others vanished – after the turbulence has decayed only ballistic charged vortex rings carry the charge, neither the rectilinear array or turbulent tangle contribute to the transport any more.

In Fig. 5, the measured densities of vortex lines along the horizontal (transverse) direction, L_t , are shown for four different initial angular velocities Ω . During the transient, which lasts some $\sim 100\Omega^{-1}$, $L_t(t)$ goes through the maximum after which it decays eventually reaching the universal late-time form of $L \propto t^{-3/2}$. For $\Omega \geq 0.5$ rad/s, the values of L at maximum were too high to be detected. The initial vortex densities at steady rotation, $L = 2\Omega/\kappa$, are shown by horizontal lines. Similarly, the densities of vortex lines measured along the vertical (axial) direction, L_a , are shown in Fig. 6.

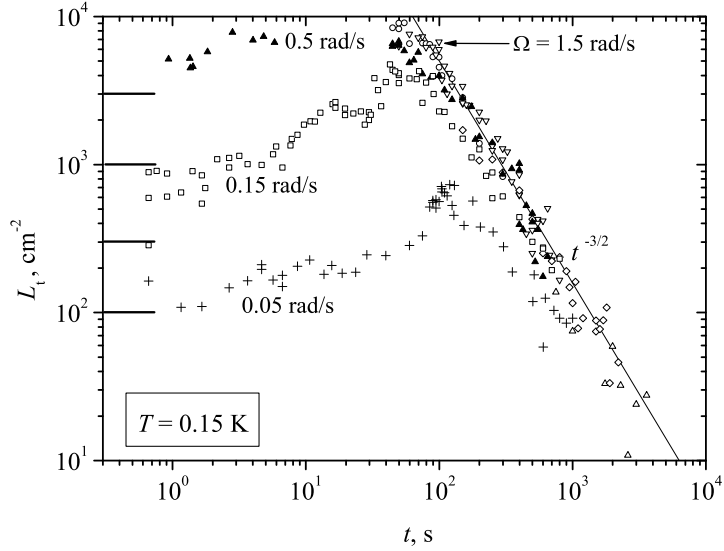


Fig. 5. $L_t(t)$ at $T = 0.15$ K for four values of Ω . The average driving fields used for $\Omega = 1.5$ rad/s: 5 V/cm (\circ), 10 V/cm (∇), 20 V/cm (\diamond), 25 V/cm (\triangle). At other values of Ω the electric fields used were either 20 V/cm (0.05 rad/s) or 10 V/cm (0.5 and 0.15 rad/s). The line shows the dependence $t^{-3/2}$. The horizontal bars indicate the initial vortex densities at steady rotation, $L = 2\Omega/\kappa$, at $\Omega = 1.5$ rad/s, 0.5 rad/s, 0.15 rad/s and 0.05 rad/s (from top to bottom).

To stress the scaling of the characteristic times with the period of initial rotation Ω^{-1} and the universal late-time decay $\propto t^{-3/2}$, we re-plot these data for different Ω in Fig. 7 rescaled accordingly.

We can see that at all Ω the transients are basically universal. Immediately after deceleration, L_t increases, indicating the appearance of the turbulent boundary layer at the perimeter, while L_a is stable at $L_i \approx 2\Omega/\kappa$. Only at $\Omega t \approx 3$, the latter starts to grow, signaling the destruction of the rotating core with vertical rectilinear vortices. After passing through a maximum at $\Omega t = 8$ and $\Omega t = 15$ respectively, L_t and L_a merge at $\Omega t \sim 30$ and then become indistinguishable. This implies that from now on the tangle density L is distributed nearly homogeneously. Eventually, after $\Omega t \sim 100$, the decay takes its late-time form $L \propto t^{-3/2}$ expected for quasiclassical isotropic turbulence, whose energy is mainly concentrated in the largest eddies bound by the container size d , but homogeneous on smaller length scales. We hence assume that the turbulence in ${}^4\text{He}$ at this stage is nearly homogeneous and isotropic, and can apply Eq. (3) to extract the effective kinematic viscosity

Turbulence in superfluid ^4He generated by spin-down

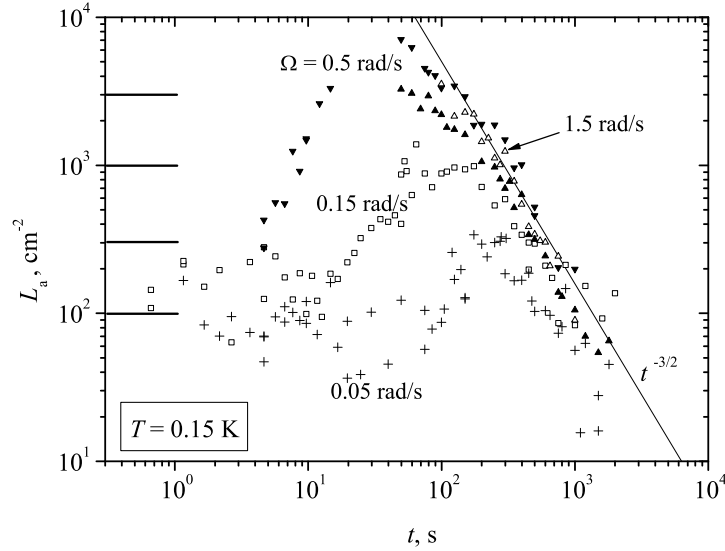


Fig. 6. $L_a(t)$ at $T = 0.15\text{K}$ for four values of Ω . The average driving field used was 20 V/cm in all cases except at 0.5 rad/s where both 10 V/cm (∇) and 20 V/cm (\triangle) were used. The line shows the dependence $t^{-3/2}$. The horizontal bars indicate the initial vortex densities at steady rotation, $L = 2\Omega/\kappa$, at $\Omega = 1.5\text{ rad/s}$, 0.5 rad/s , 0.15 rad/s and 0.05 rad/s (from top to bottom).

ν (see Discussion).

At all temperatures the transients $L_t(t)$ after a spin-down are, in first approximation, universal, *i.e.* the timing of the maximum is the same $\Omega t \approx 7$ and the amplitudes of the maximum are comparable. This supports our approach to turbulent superfluid helium at large length scales as to an inviscid classical liquid, agitated at large scale and carrying an inertial cascade down the lengthscales, independent of temperature. On the other hand, as the temperature rises and the damping through the normal component increases, changes in the shape of transients might be expected. Indeed, one can see that the slope of $L(t)$ after the maximum but before reaching the ultimate late-time decay $L \propto t^{-3/2}$ (*i.e.* for $10 < \Omega t < 100$) is changing gradually with increasing temperature from being less steep than $t^{-3/2}$ at $T = 0.15\text{ K}$ to more steep than $t^{-3/2}$ at $T = 1.6\text{ K}$ (Fig. 8). At temperatures around $T = 0.85\text{ K}$ (Fig. 9) it nearly matches $t^{-3/2}$, thus making an erroneous determination of ν possible by taking this part of the transient for the late-time decay $L \propto t^{-3/2}$. Indeed, in the first publication⁴, parts of some transient at $T = 0.8 - 1.0\text{ K}$ for as early as $\Omega t > 15$ were occasionally used

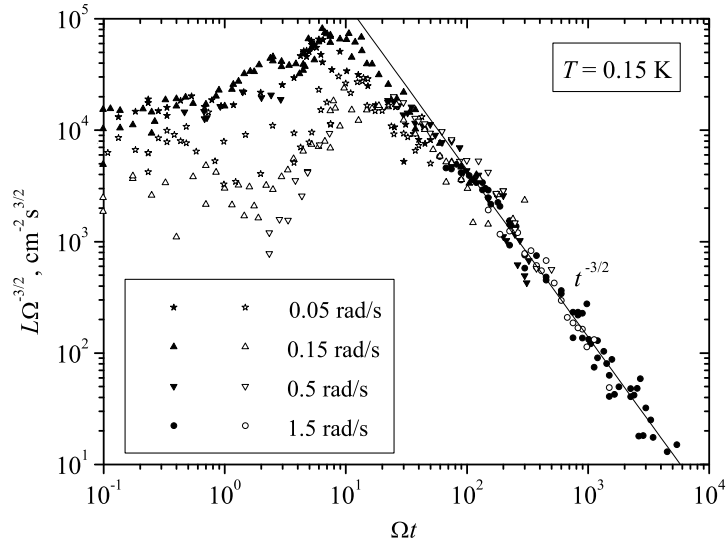


Fig. 7. $\Omega^{-3/2}L_t(t)$ (filled symbols) and $\Omega^{-3/2}L_a(t)$ (open symbols) vs. Ωt for four values of Ω at $T = 0.15$ K. The straight line $\propto t^{-3/2}$ guides the eye through the late-time decay.

to be fitted by $L \propto t^{-3/2}$ that often resulted in overestimation of the value for ν . To rectify this, we have re-fitted the datasets used in the original publication as well as subsequent measurements with $L \propto t^{-3/2}$ for spin-downs using the following rules: for $T \leq 0.5$ K only points for $\Omega t > 300$ were used, between 0.5 K and 1.0 K only points for $\Omega t > 150$ used and at $T > 1.0$ K only $\Omega t > 75$ were used. This resulted in slight systematic reduction of the extracted values of $\nu(T)$ at temperatures 0.8–1.2 K from those published in ⁴; what looked as a rather step drop in $\nu(T)$ now occurs at 0.85 – 0.90 K and is somewhat reduced in magnitude.

4. Discussion

Let us begin from commenting on the significance of observation of $L \propto t^{-3/2}$ decay in a broad range of decay time t . For quasi-classical turbulence, at lengthscales approaching the cross-over length $\sim \ell$, below which the classical cascade no longer holds, there might exist an additional “equipartitioned” component of vorticity that does not contribute to the steady-state energy cascade ¹⁰. Also, in any type of quantum turbulence, unlike the classical case, there exists an additional *quantum* contribution to the total energy resulting from the quantized flow around individual filaments,

Turbulence in superfluid ^4He generated by spin-down

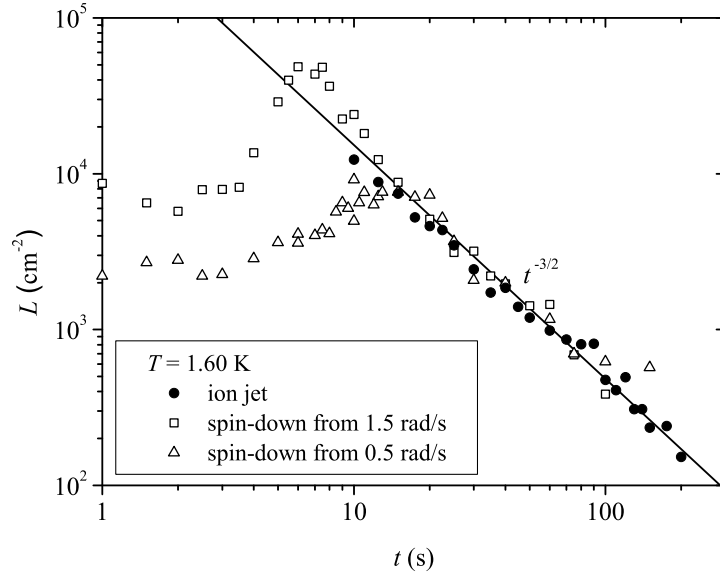


Fig. 8. Free decay of a tangle produced by an impulsive spin-down to rest ⁴ from 1.5 rad/s and 0.5 rad/s, as well as by a jet of free ions from the bottom injector (\bullet) ⁵, at $T = 1.60$ K. All tangles were probed by pulses of free ions in the horizontal direction. The line $L \propto t^{-3/2}$ corresponds to Eq. (3) with $\nu = 0.2\kappa$.

$E_q = BL$ where $B \approx \text{const}$ ⁵. During the free decay, both these reservoirs release additional energy to be dissipated. For the math leading to Eq. (3) to hold, these energy fluxes should not add to the flux ϵ of classical energy in Eq. (2) (or should at least have the same time-dependence $\propto t^{-3}$ as the classical one, which is unlikely). At early stages of the decay $|\dot{E}_q|$ is always small compared to ϵ , but estimates show that it might become comparable at very late times, especially in the $T = 0$ limit. The fact that we never observed deviations from the $L \propto t^{-3/2}$ decay at late times suggests that these fluxes are simply not coupled to Eq. (2). For instance, this would be the case if this equation describes some L -dependent limitation for the energy flux approaching the classical-quantum crossover scales $\sim \ell$ as the quantum flux $|\dot{E}_q|$ can only be injected at shorter lengthscales $< \ell$.

In Fig. 10 we plot the values of $\nu(T)$ as extracted from the late-time decays $L \propto t^{-3/2}$ using Eq. (3). We assumed that, at all temperatures, $C = 1.5$ and $k_1 = 2\pi/d$, and the only temperature-dependent parameter in Eq. (3) is $\nu(T)$. In principle, the interaction between the vortex tangle and container walls changes with temperature (at high temperatures, via mutual friction with the normal component which is viscously coupled to walls,

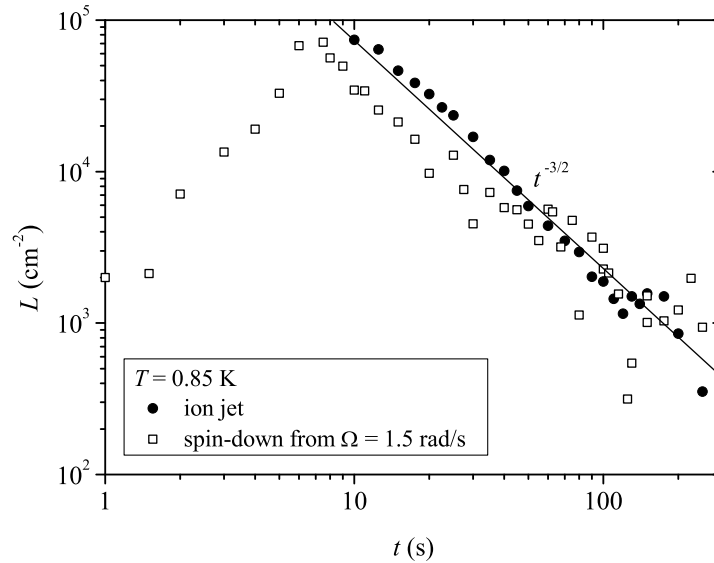


Fig. 9. Free decay of a tangle produced by an impulsive spin-down to rest ⁴ from 1.5 rad/s, as well as by a jet of free ions from the bottom injector (\bullet) ⁵, at $T = 0.85$ K. All tangles were probed by pulses of free ions in the horizontal direction. The ion jet data are the average of nine measurements at each particular time but the spin-down data show individual measurements.

but at low temperatures, only through the non-axially-symmetric shape of the container, including both its cubic shape and surface roughness). Hence, the boundary conditions of the quasi-classical turbulent flow can change with temperature, thus affecting the numerical prefactor in the relation for the cut-off wavenumber for the largest eddies, $k_1 = 2\pi/d$. Also, at low temperatures, the hard core of the giant vortex might survive for longer after the spin-down. This would result in an anisotropic rotating turbulence whose energy-containing eddy (the giant vortex) might release its energy slower than the classical isotropic 3d turbulence: as a result the effective value of the constant C might decrease with decreasing temperature. The fact that we have shown experimentally that the vortex density L is distributed homogeneously throughout the cell at late times does not guarantee that no such large-scale anisotropy exists. Also, there is no proof that the coarse-grained hydrodynamic equations have the same strength of the non-linearity as the classical Navier-Stokes equation; hence, the effective Kolmogorov constant can in general differ from the classical value (and can depend on temperature too). While we believe that these changes with temperature of the effective parameters C and k_1 might be unlikely, we cannot rule them out at this

Turbulence in superfluid ^4He generated by spin-down

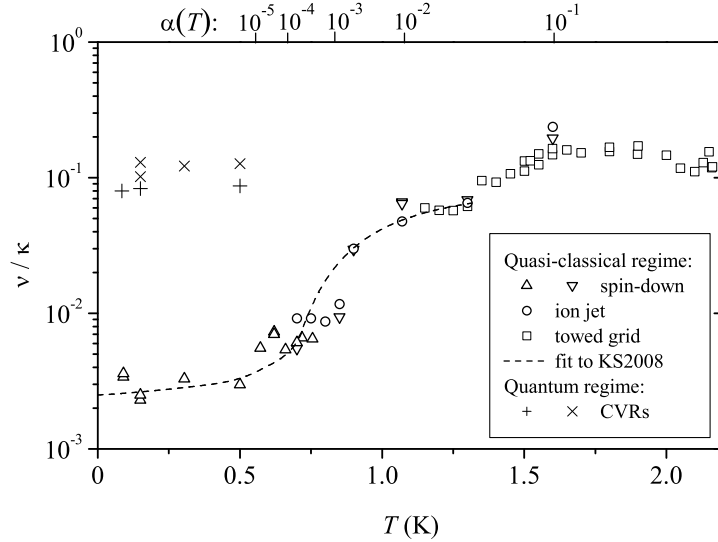


Fig. 10. The effective kinematic viscosity $\nu(T)$ for quasiclassical turbulence in ^4He : $\nu(T)$ inferred using Eq. (3) from the free decay $L \propto t^{-3/2}$ of tangles produced by impulsive spin-down (open triangles ⁴), ion jet (open circles ⁵) and towed grid (open squares ¹⁷). The dashed curve is a fit to our data (open triangles) by theory ¹¹. For comparison, the values for $\nu(T)$ for the quantum regime of turbulence in ^4He , generated by a beam of colliding CVRs, are shown by crosses ⁵.

stage. Obviously, further spin-down experiments in containers of different shapes as well as with the turbulence generated by other means (e.g. rotating agitators ¹⁸, towed grid ^{6,19}, vibrating grid ¹², propagating turbulent front ²⁰, counterflow ²¹, ion jet ⁵) and numerical simulations of the tangle in a cubic cell upon a spin-down can clarify these issues. For example, the fact that quasi-classical tangles, generated by ion jets in a non-rotating cryostat ⁵, yield the same values of $L(t) \propto t^{-3/2}$ (see Figs. 8–10), and hence of $\nu(T)$, down to $T = 0.7\text{ K}$ as those after spin-down strongly suggests that slowly decaying background rotation surviving long time after a spin-down, if any, might be irrelevant.

For comparison, in Fig. 10, the high-temperature data for quasi-classical turbulences generated by towed grids and counterflow in channels with square cross-section are shown too. Generally they are in good agreement with our results. We also show the low-temperature values of $\nu \approx 0.1\kappa$ for quantum tangles generated by short injections of CVRs, that apparently have little large-scale flow. The main observation is that the inferred values of

$\nu(T)$ for quasi-classical tangles show a substantial decrease with cooling below $T \sim 1$ K, eventually reaching the temperature-independent plateau of $\nu \approx 0.003\kappa$ that is much smaller than that for the quantum tangles.

At the moment there exist two different theoretical models explaining the dropping of quasiclassical $\nu(T)$ approaching the $T = 0$ limit. The “bottleneck” scenario by L’vov, Nazarenko and Rudenko¹⁰ explains the pile-up of excess vorticity on the classical side of the cross-over lengthscale ℓ as a result of poor matching of the kinetic times of the classical and Kelvin-wave cascades; this pile-up can only happen at sufficiently low temperatures when the cascading energy can reach the Kelvin-wave cascade. On the other hand, Kozik and Svistunov¹¹ explain the enhancement of the total length L at low temperatures as a result of extra contribution at lengthscales shorter than ℓ caused by the fractalization of the tangle after various reconnections processes become possible at low temperatures where Kelvin waves are hugely underdamped. It seems, at this stage we cannot discriminate conclusively between the two alternative explanations; it is possible that both mechanisms contribute. Future experiments as well as numerical and analytical calculations should help clarify the issue. For example, it is important to know the rate of reconnections as function of the net polarization of the tangle. We are currently conducting experiments on the dynamics of tangles at continuous rotation that might advance our understanding.

To conclude, we would like to note that these are the first measurements on superfluid turbulence below 1 K after fifty years of research which now point out (i) how to create homogeneous isotropic turbulence (at least in a transient state) and (ii) how to measure it. The road is now open to study the remaining open questions in the $T = 0$ limit, starting from a convincing experimental proof of equation 2 on which the analysis in the paper is based.

Acknowledgements We thank Steve May, Stan Gillott and Mark Sellers for their contributions to the construction and maintenance of the apparatus, as well as the referee who suggested to include the concluding paragraph. Support was provided by EPSRC under GR/R94855 and EP/E001009.

REFERENCES

1. W. F. Vinen, J. J. Niemela, *J. Low Temp. Phys.* **128**, 167 (2002).
2. W. F. Vinen, *J. Low Temp. Phys.* **145**, 7 (2006).
3. V. Eltsov *et al.*, to appear in *Progress in Low Temperature Physics* (editor M. Tsubota) North-Holland, Amsterdam 2008.
4. P. M. Walmsley *et al.*, *Phys. Rev. Lett.* **99**, 265302 (2007).
5. P. M. Walmsley and A. I. Golov, *Phys. Rev. Lett.* **100**, 245301 (2008).
6. S. R. Stalp *et al.*, *Phys. Rev. Lett.* **82**, 4831 (1999).

Turbulence in superfluid ^4He generated by spin-down

7. K. R. Sreenivasan, Phys. Fluids **7**, 2778 (1995).
8. B. V. Svistunov, Phys. Rev. B **52**, 3647 (1995).
9. E. V. Kozik and B. V. Svistunov, Phys. Rev. Lett. **92**, 035301 (2004).
10. V. S. L'vov *et al.*, Phys. Rev. B **76**, 024520 (2007).
11. E. V. Kozik and B. V. Svistunov, Phys. Rev. Lett. **100**, 195302 (2008).
12. D. I. Bradley *et al.*, Phys. Rev. Lett. **96**, 035301 (2006).
13. A. Golov and H. Ishimoto, J. Low Temp. Phys. **113**, 957 (1998).
14. P. M. Walmsley *et al.*, J. Low Temp. Phys. **146**, 511 (2007).
15. H. E. Hall, J. R. Hook, S. Wang, A. J. Armstrong and T. D. Bevan, Physica B **194-196**, 41 (1994).
16. D. J. Cousins, S. E. May, J. H. Naish, P. M. Walmsley, A. I. Golov, J. Low Temp. Phys. **134**, 419 (2004).
17. S. R. Stalp *et al.*, Phys. Fluids **14**, 1377 (2002).
18. J. Maurer, P. Tabeling, Europhys. Lett. **43**, 29 (1998).
19. J. J. Niemela *et al.*, J. Low Temp. Phys. **138**, 537 (2005).
20. V. B. Eltsov *et al.*, Phys. Rev. Lett. **99**, 265301 (2007).
21. T. V. Chagovets and L. Skrbek, Phys. Rev. Lett. **100**, 215302 (2008).