

Interplay of frustration, magnetism, charge ordering, and covalency in a model of $\text{Na}_{0.5}\text{CoO}_2$

Jaime Merino,¹ Ben J. Powell,² and Ross H. McKenzie²

¹*Departamento de Física Teórica de la Materia Condensada,
Universidad Autónoma de Madrid, Madrid 28049, Spain*

²*Centre for Organic Photonics and Electronics, School of Physical Sciences,
University of Queensland, Brisbane 4072, Australia*

(Dated: June 21, 2024)

We investigate an effective Hamiltonian for $\text{Na}_{0.5}\text{CoO}_2$ that includes the electrostatic potential due to the ordered Na ions and strong electronic correlations. This model displays a subtle interplay between metallic and insulating phases and between charge and magnetic order. For realistic parameters, the model predicts an insulating phase with similarities to a covalent insulator. We show that this interpretation gives a consistent explanation of experiments on $\text{Na}_{0.5}\text{CoO}_2$, including the small degree of charge ordering, the small charge gap, the large moment, and the optical conductivity.

PACS numbers: 71.10.Fd, 71.15.-m, 71.27.+a

The competition between metallic and insulating states in strongly correlated materials leads to many novel behaviours. The Mott insulator occurs when a single band is half-filled and the on-site Coulomb repulsion, U , is much larger than hopping integral, t . A menagerie of strongly correlated states is found when a system is driven away from the Mott insulating state, either by doping, as in the cuprates [1], or reducing U/t , as in the organics [2]. Geometric frustration causes yet more novel physics in Mott systems [2]. Therefore the observation of strongly correlated phases in the triangular lattice compound Na_xCoO_2 has created intense interest [3]. More complicated insulating states can emerge in strongly correlated systems where more than one band is relevant to the low energy physics. For example, in many transition metal oxides it is necessary to include a description of oxygen p-orbitals. If the energy to transfer charge from an oxygen p-orbital to the transition metal d-orbital, ϵ_{pd} , is smaller than U , the system is a charge transfer insulator where the band-gap, $E_g \propto \epsilon_{pd}$ (in contrast for a Mott insulator $E_g \propto U$) [4]. Hybridisation of the p and d electrons is not essential for the insulating state either in Mott or charge transfer insulators. In contrast, covalent insulators [5], such as NiS, LnNiO_3 , Sr_2CuO_3 , and $\text{Sr}_3\text{Fe}_2\text{O}_7$ would be metallic in the absence of this hybridisation.

In this Letter we model $\text{Na}_{0.5}\text{CoO}_2$ as a Hubbard model with modulated site energies at three-quarter filling. This Hamiltonian is also of fundamental interest in its own right as it displays a subtle interplay between metallic and insulating phases and charge and magnetic order. It has regimes analogous to Mott, charge transfer, and covalent insulators; the latter regime is found for realistic parameters for $\text{Na}_{0.5}\text{CoO}_2$. We argue that the insulating phase of $\text{Na}_{0.5}\text{CoO}_2$ is analogous to a covalent insulator, except here the covalency is associated with hybridisation between different cobalt ions, rather than between oxygen and transition metal orbitals. A wide

range of experiments on $\text{Na}_{0.5}\text{CoO}_2$ can be understood in terms of this identification. Furthermore, our approach, also provides a framework for understanding properties of Na_xCoO_2 at other values of x (e.g., $x=0.71$, 0.75 , and 0.84) at which Na-ordering occurs. (Ref. [12] gives the relevant Hamiltonians). This is important because it has recently been shown that Na ordering is necessary for the formation of magnetic ground states [6].

The simplest model to be widely studied in the context of Na_xCoO_2 , is a Hubbard model on a triangular lattice with the role of the Na limited to doping the system from half filling ($x = 0$) to filled band ($x = 1$). However, this model cannot describe the rich physics observed. Most dramatically, insulating states are observed at $x = 0.5$, which corresponds to $3/4$ filling. Note that $3/4$ filling does not correspond to a nesting of the Fermi surface with $t < 0$, as is relevant to Na_xCoO_2 [7], and that the $x = 0$ compound, while strongly correlated, is not a Mott insulator [8].

It has been shown that Na ions are not randomly distributed in Na_xCoO_2 , but rather order spontaneously so as to minimise the Coulomb interaction between them [9, 10, 11]. Clearly, this creates an additional periodic potential in the CoO_2 layer not captured by the simple triangular lattice. We therefore proposed [12] that an appropriate effective low-energy Hamiltonian for Na_xCoO_2 is a Hubbard model on a triangular lattice where the site energies, ϵ_i , depend on local environment due to Na-ordering, i.e.,

$$H = -t \sum_{\langle ij \rangle \sigma} c_{i\sigma}^\dagger c_{j\sigma} + U \sum_i n_{i\uparrow} n_{i\downarrow} + \sum_{i\sigma} \epsilon_i n_{i\sigma}. \quad (1)$$

For $x = 0.5$ the potential due to the Na ions is such as to divide the triangular lattice into two sublattices, A ($\epsilon_i = \Delta/2$) and B ($\epsilon_i = -\Delta/2$), consisting of alternating rows, with different site energies on the two sublattices (Fig. 1, [12, 13]). Realistic values for the parameters in the effective Hamiltonian can be estimated from elec-

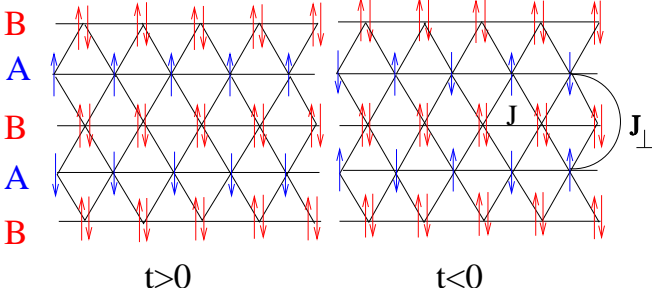


FIG. 1: (Color online) Spin and charge ordering for $U/\Delta \gg \Delta/|t| \gg 1$. C-type antiferromagnetism occurs for $t > 0$, and G-type antiferromagnetism occurs for $t < 0$. The magnetic interactions, Eq. (3), are also shown.

tronic structure calculations; this yields $t \approx -0.1$ eV, $10 < U/|t| < 15$, and $0.5 < \Delta/|t| < 2$ [14]. We will see below that the sign of t significantly alters the physics of our Hamiltonian; hence, one should bear in mind that $t < 0$ in Na_xCoO_2 [7]. This Hamiltonian also contains the basic ingredients to describe incommensurate organic charge transfer salts such as $(\text{MDT-TS})(\text{AuI})_y$ [15] and $\kappa\text{-(ET)}_4\text{Hg}_{3-\delta}\text{Br}_8$ [16]. Several other studies have considered the role of Na-ordering and/or strong correlations in $\text{Na}_{0.5}\text{CoO}_2$ [17], and a similar model has been studied in the context of ferromagnetism in chains and ladders [19] and on the square lattice at half-filling [20].

We, briefly, consider the behaviour of Hamiltonian in an analytically tractable limit before discussing the experimental picture of $\text{Na}_{0.5}\text{CoO}_2$ or detailed calculations for this model. For $t = 0$ the ground state of model (1) is a charge ordered insulator consisting of rows of doubly-occupied B-sites alternating with rows of singly occupied A-sites. In the strong coupling limit, $U \gg \Delta \gg |t|$, virtual hopping processes lead to magnetic interactions between electrons in A-sites. Eq. (1) reduces to a Heisenberg model on an rectangular lattice:

$$H = J \sum_{\{ij\}} \left[\mathbf{S}_i \cdot \mathbf{S}_j - \frac{1}{4} \right] + J_{\perp} \sum_{[ij]} \left[\mathbf{S}_i \cdot \mathbf{S}_j - \frac{1}{4} \right], \quad (2)$$

where $\{\dots\}$ and $[\dots]$ denote that the sum is over intra-A-chain and inter-A-chain pairs only (c.f. Fig. 1), and

$$J = \frac{4t^2}{U} - \frac{8t^3}{\Delta^2}; \quad J_{\perp} = \frac{16t^4}{\Delta^2} \left[\frac{1}{U} + \frac{1}{2\Delta + U} + \frac{1}{2\Delta} \right] \quad (3)$$

[18]. J becomes negative for $t > 0$ and $\Delta \lesssim \sqrt{2Ut}$ leading to a ferromagnetic interaction. In contrast J_{\perp} is always antiferromagnetic. The two possible ground states in the strong coupling limit are shown in Fig. 1.

Experiments on $\text{Na}_{0.5}\text{CoO}_2$ are remarkably different from those on other sodium cobaltates [21, 22]. Above 51 K the intralayer resistivity of $\text{Na}_{0.5}\text{CoO}_2$ is weakly temperature dependent with values of a few $\text{m}\Omega\text{cm}$ [21]

characteristic of a bad metal [12]. Below 51 K the resistivity increases, consistent with a small gap opening (~ 10 meV) [21]. Thus a (bad) metal-insulator transition occurs at 51 K. The insulating state of $\text{Na}_{0.5}\text{CoO}_2$ has a number of counterintuitive properties, not the least of which is the absence of strong charge ordering. NMR observes no charge ordering up to a resolution of $n_B - n_A < 0.4$ [6], while neutron crystallography suggest $n_B - n_A \simeq 0.12$ [9]. Thus the insulating state is not the simple charge-transfer-like state predicted by (1) in the strong coupling limit. $\text{Na}_{0.5}\text{CoO}_2$ develops a commensurate magnetic order, in the pattern sketched for $t < 0$ in Fig. 1, below 88 K [6, 23]. A large magnetic moment [$m = 0.26(2)\mu_B$ per magnetic Co ion] is observed in spite of the weak charge order [note that classically $m < (n_B - n_A)\mu_B/2$]. Above 100 K the optical conductivity [22] shows no evidence of a Drude peak, consistent with a bad metal. In the insulating phase spectral weight is lost below ~ 10 meV, consistent with the gap seen in the dc conductivity and a peak emerges at ~ 20 meV, which is too sharp and too low energy to correspond to a Hubbard band [22]. ARPES shows that the highest energy occupied states are ~ 10 meV below the Fermi energy [7]. No equivalent insulating state is seen in the misfit cobaltates [24], which supports the contention that Na-ordering is vital for understanding the insulating state.

To investigate Hamiltonian (1) further we performed Lanczos diagonalization calculations on a 18 site cluster with periodic boundary conditions. Similar results were obtained for other cluster shapes of similar size.

The charge gap, i.e., the difference in the chemical potentials for electrons and holes, is $\Delta_c \equiv E_0(N+1) + E_0(N-1) - 2E_0(N)$, where $E_0(N)$ is the ground state energy for N electrons. Δ_c vanishes for $U = 0$, while $\Delta_c = \Delta$ for $t = 0$ and $U \gg \Delta$, as is characteristic of a charge transfer insulator. The lowest order correction to the charge gap, in the strong-coupling limit, comes from the kinetic energy of a hole (doublon) propagating along the B(A)-chains when extracting (adding) an electron to the zeroth order ground state configuration. Using degenerate perturbation theory we find that the gap is given, to $\mathcal{O}(t^3)$, by $\Delta_c = \Delta - 2|t| + 4t^2/\Delta - 8t^3/\Delta^2 + E_{1D}^{t-J}$, where E_{1D}^{t-J} is the energy of a hole in a half-filled t - J chain with J given by Eq. (3). E_{1D}^{t-J} is given by the Bethe ansatz expression [25] for $J > 0$, while $E_{1D}^{t-J} = -2|t| - J/2$ for $J < 0$. Hence, the charge gap depends on the sign of t due to the magnetic properties arising from the geometrical frustration. In contrast, on a square lattice Δ_c does not depend on the sign of t . In the strong coupling limit we find, for either sign of t , that $n_B - n_A = 1 - 8(t/\Delta)^2 + 16(t/\Delta)^3 + \mathcal{O}((t/\Delta)^4)$.

The dependence of the charge gap and charge transfer on Δ for $U = 100|t|$ are plotted in Fig. 2. For large Δ/t good agreement with the strong coupling expressions is found. Changing the sign of t has the opposite effect on the charge gap and the charge transfer, i.e., making t

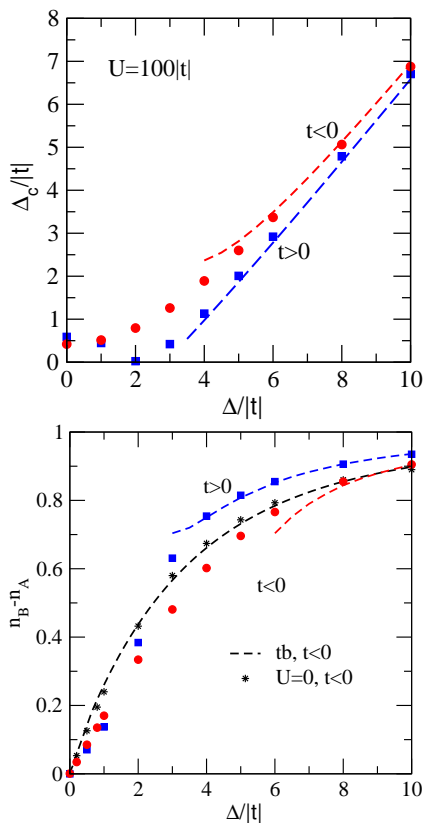


FIG. 2: (Color online) Variation of the charge gap, Δ_c , (top) and charge transfer (bottom) with Δ for $U = 100|t|$. The tendency towards an insulating (charge ordered) state is greater (less) for $t < 0$ than for $t > 0$. Dashed lines show the strong coupling limit. The Lanczos calculation on an 18-site cluster of the charge transfer for $U = 0$ is in excellent agreement with the infinite lattice tight-binding (tb) result [13]. Note that although strong correlations are essential for creation of the charge gap they are not required for the charge transfer.

negative increases the charge gap but reduces the charge transfer. In contrast, in Hartree-Fock theories the charge gap scales with the charge transfer.

Note that complete charge transfer is not necessary for a charge gap. In the strong coupling limit the A-chains are half-filled and the B-sites are fully occupied. Hence, the system will be analogous to a charge transfer insulator [4]. (In the limit $\Delta \gg U \gg |t|$ the system is a Mott insulator.) Naïvely, one might expect to have a metallic state for any finite charge transfer from the B-sites to the A-sites (self doping), even for $U \gg |t|$ as the A-chains are now electron-doped Mott insulators and the B-chains are hole-doped band insulators. However, this real space interpretation is incorrect as the hybridization between chains leads to a filled *band* and a half-filled *band*. Importantly, the electrons in the filled band are weakly correlated, while the electrons in half-filled band are strongly correlated - even though U is the same for all lattice sites. Thus, for $|t| \sim \Delta \ll U$ the system can

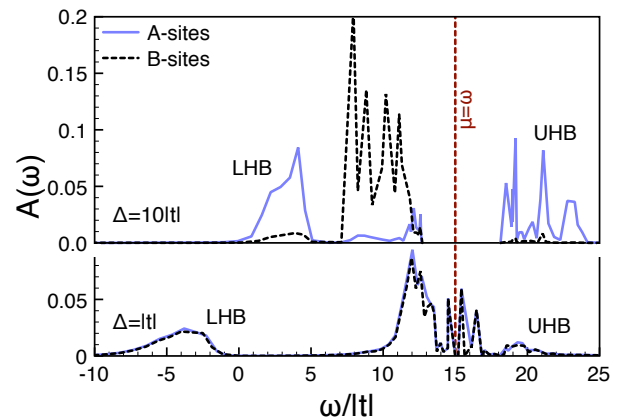


FIG. 3: (Color online) Evolution from a charge transfer insulator to a covalent insulator. The energy dependence of the spectral density, $A(\omega)$, is shown for two different parameter regimes of the model with $t < 0$ and $U = 15|t|$. The spectral density in the upper panel ($\Delta = 10|t|$) is that characteristic of a charge transfer insulator [5] there is a single weakly correlated band largely associated with the B sites and lying between lower (LHB) and upper (UHB) Hubbard bands (separated by $\sim U$) that are largely associated with the A sites and $\Delta_c \sim \Delta$. In contrast, the lower panel ($\Delta = |t|$) shows a spectral density characteristic of a covalent insulator [5]: there are only small difference between A and B sites, the separation of the LHB and UHB is $> U$, and $\Delta_c \sim t$.

remain insulating with a small gap [$\mathcal{O}(t)$]. This state is analogous to a covalent insulator [5]. In particular, if the hopping integrals were varied so as to remove the hybridisation of the A and B sublattices the ground state would be metallic rather than insulating. However, in transition metal oxides the interactions of electrons in p-orbitals are neglected by assumption whereas in our model all sites have the same U and the weak correlations result from the low density of holes in the lower band.

This interpretation is confirmed by the spectral density, $A(\omega)$, for $\Delta \sim |t|$ and large U , c.f., Fig. 3. There are three distinct contributions to the $A(\omega)$: at low energies there is a lower Hubbard band; just below the chemical potential ($\omega = \mu$) is a weakly correlated band; and just above $\omega = \mu$ is the upper Hubbard band. Furthermore, the large energy separation, much larger than the expected $U = 15|t|$, between the lower and upper Hubbard bands is due to an upward (downward) shift of the upper (lower) Hubbard bands due to the strong hybridization. In contrast, in the strong coupling limit $A(\omega)$ has a much larger gap, $\mathcal{O}(\Delta)$, between the contributions from the weakly correlated band and the upper Hubbard band.

Due to finite size effects, it is not possible for us to determine the precise value of $\Delta/|t|$ at which the charge gap vanishes. Clearly, $\Delta_c = 0$ at $\Delta = 0$, and a robust charge gap is seen in our calculations when Δ is a few times $|t|$ for $t < 0$.

The magnetic moment associated with the possible an-

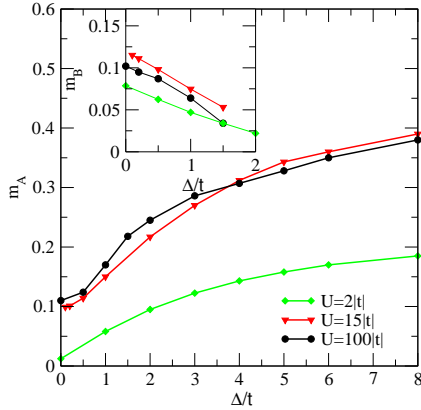


FIG. 4: (Color online) The magnetic moment as a function of Δ for $t < 0$ and various U . The magnetic moment on the A sites, m_A , (main panel) is strongly enhanced when $U \gg |t|$. The inset shows the moment on the B sublattice. m_B is much smaller, reduced by Δ , and only weakly dependent on U . These results demonstrate that, for large U and $\Delta \gtrsim |t|$, the electrons on the A-sublattice are much more strongly correlated than those on the B-sublattice despite the small charge transfer (see Fig. 2).

tiferromagnetism, $m_\nu = (3\langle S_i^z S_j^z \rangle)^{1/2}$, where $\nu = A$ or B and $S_i^z = \frac{1}{2}(n_{i\uparrow} - n_{i\downarrow})$, is evaluated between two next-nearest neighbors on the ν sublattice at the center of cluster (to reduce finite size effects [26]). Fig. 4 shows that m_A increases with Δ and is substantially enhanced by U , whereas m_B is always small.

In order to compare our results with experiments on $\text{Na}_{0.5}\text{CoO}_2$ we need to restrict ourselves to the relevant parameter values [14]. We have shown above that, for these parameters, the insulating state is analogous to a covalent insulator. This explains a wide range of experiments. We find a small charge gap: $\Delta_c < \mathcal{O}(|t|)$, (Fig. 2) consistent with the gap, ~ 10 meV [7, 21], seen experimentally. The peak observed at $\omega \sim 20$ meV in the optical conductivity [22], is interpreted as the transfer of an electron from the weakly correlated band to form a doublon in the strongly correlated band [27]. The weak charge transfer ($n_B - n_A = 0.1 - 0.3$; c.f., Fig. 2) is caused by the strong hybridisation between the A and B sublattices and is consistent with the value extracted from crystallographic experiments (0.12 [9]) and the bounds from NMR (< 0.4 [6]). The large moment (0.1-0.2 μ_B ; c.f., Fig. 4) is comparable to the moment found by neutron scattering (0.26 μ_B [23]) and results from the electrons in the strongly correlated band, i.e., the single spin hybridised between the A and B sublattices.

We thank H. Alloul, Y.S. Lee, and R. Singh for helpful discussions. J.M. acknowledges financial support from the Ramón y Cajal program, MEC (CTQ2005-09385-C03-03). B.J.P. was the recipient of an ARC Queen Elizabeth II Fellowship (DP0878523). R.H.M. was the re-

cipient of an ARC Professorial Fellowship (DP0877875). Some of the numerics were performed on the APAC national facility.

-
- [1] For a recent review, see, P.A. Lee, N. Nagaosa, and X.-G. Wen, *Rev. Mod. Phys.* **78**, 17 (2006).
 - [2] For a recent review, see, B. J. Powell and R. H. McKenzie, *J. Phys.: Condens. Matter*, **18**, R827, (2006).
 - [3] N.P. Ong and R.J. Cava, *Science* **305**, 52 (2004).
 - [4] J. Zaanen, G. A. Sawatzky, and J. W. Allen, *Phys. Rev. Lett.* **55**, 419 (1985).
 - [5] D. D. Sarma, *J. Sol. State Chem.* **88**, 45 (1990).
 - [6] J. Bobroff *et al.*, *Phys. Rev. B* **76**, 100407 (2007); T. F. Schulze *et al.*, *Phys. Rev. Lett.* **100**, 26407 (2008).
 - [7] D. Qian *et al.*, *Phys. Rev. Lett.* **96**, 046407 (2006).
 - [8] C. de Vaulx *et al.*, *Phys. Rev. Lett.* **98**, 246402 (2007).
 - [9] A. J. Williams *et al.*, *Phys. Rev. B* **73**, 134401 (2006); D. Argyriou *et al.*, *Phys. Rev. B* **76**, 134506 (2007).
 - [10] P. Zhang *et al.*, *Phys. Rev. B* **71**, 153102 (2005); M. Roger *et al.*, *Nature* **445**, 631 (2007).
 - [11] H. W. Zandbergen *et al.*, *Rev. B* **70**, 024101 (2004).
 - [12] J. Merino, B.J. Powell, and R.H. McKenzie, *Phys. Rev. B* **73**, 235107 (2006).
 - [13] The tight-binding band structure of model (1) consists of two bands due to hybridization between A and B-sites. At 3/4-filling, for $t > 0$ and any non-zero Δ , the lower band is filled and the upper band is half-filled, while for $t < 0$ the lower band is filled for $|\Delta| \gtrsim 0.64t$.
 - [14] Atomistic calculations give $-t = 0.08$ -0.14 eV, $U = 2.5$ -2.8 eV, and $\Delta = 0.03$ -0.16 eV [10, 28]. Further, CoO_2 , which is described by model (1) at half filling with $\Delta = 0$, is a strongly correlated metal rather than a Mott insulator [8]. This suggests $U/|t| \lesssim 12 - 15$, the critical value for a Mott insulator on the triangular lattice [12, 29].
 - [15] T. Kawamoto *et al.*, *Phys. Rev. B* **67** 020508 (2003).
 - [16] A. Naito *et al.*, *Phys. Rev. B* **71** 054514 (2005).
 - [17] K.-W. Lee *et al.*, *Phys. Rev. Lett.* **94**, 026403 (2005); *ibid.* **96**, 096403 (2006); C. A. Marianetti and G. Kotliar, *ibid.* **98**, 176405 (2007); S. Zhou and Z. Wang, *ibid.* **98**, 226402 (2007); T. P. Choy, D. Galankis, and P. Phillips, *Phys. Rev. B* **75**, 073103 (2007).
 - [18] J results from the usual superexchange antiferromagnetic coupling and ‘ring’ exchange process around a 3-site plaquette [19]. In our previous paper [12], the $\mathcal{O}(t^3)$ term was neglected.
 - [19] K. Penc *et al.*, *Phys. Rev. B* **54**, 4056 (1996).
 - [20] K. Bouadim *et al.*, *Phys. Rev. B* **76**, 085112 (2007).
 - [21] M. L. Foo *et al.*, *Phys. Rev. Lett.* **92**, 247001 (2004).
 - [22] N.L. Wang *et al.*, *Phys. Rev. Lett.* **93**, 147403 (2004); J. Hwang *et al.*, *Phys. Rev. B* **72**, 024549 (2005); S. Lupi *et al.*, *Phys. Rev. B* **72**, 024550 (2005).
 - [23] G. Gasparovic *et al.*, *Phys. Rev. Lett.* **96**, 464403 (2006); M. Yokoi *et al.*, *J. Phys. Soc. Jpn.* **74**, 1800 (2005).
 - [24] J. Bobroff *et al.*, *Phys. Rev. B* **76** 100407 (2007).
 - [25] M. Ogata and H. Shiba, *Phys. Rev. B* **41** 2326 (1990).
 - [26] A. Sandvik, *Phys. Rev. B* **56** 11678 (1997).
 - [27] We have checked this interpretation by explicit calculation of the optical conductivity (not shown). For large U and $\Delta = |t|$ the Drude weight is suppressed due to the transfer of spectral weight to a sharp feature at $\omega \sim \Delta$

- consistent with the lowest excitation in $A(\omega)$ of Fig. 3.
- [28] D.J. Singh, Phys. Rev. B **61**, 13397 (2000); K.W. Lee, J. Kuneš, and W.E. Pickett, *ibid.* **70**, 045104 (2004); P. Zhang *et al.*, Phys. Rev. Lett. **93**, 236402 (2004); S. Landron and M-B. Lepetit, arXiv:0805.3121.
- [29] M. Capone *et al.*, Phys. Rev. B **63**, 085104 (2001).