

Charged Higgs bosons in Minimal Supersymmetry: Updated constraints and experimental prospects

D. Eriksson*, F. Mahmoudi† and O. Stål‡

*High-Energy Physics, Dept. of Physics and Astronomy, Uppsala University,
P. O. Box 535, SE-751 21 Uppsala, Sweden*

Abstract

We discuss the phenomenology of charged Higgs bosons in the MSSM with minimal flavor violation. In addition to the constrained MSSM (CMSSM) with universal soft supersymmetry breaking mass parameters at the GUT scale, we explore non-universal Higgs mass models (NUHM) where this universality condition is relaxed. To identify the allowed parameter space regions, we apply constraints from direct searches, low-energy observables, and cosmology. We find that values of the charged Higgs mass as low as $m_{H^\pm} \gtrsim 135$ GeV can still be accommodated in the NUHM models, but that several flavor physics observables disfavor large contributions from charged Higgs bosons quite independently of MSSM scenario. We confront the constrained scenarios with the discovery potentials for charged Higgs reported by ATLAS and CMS. Finally, we evaluate the sensitivity of the presented discovery potential to the choice of MSSM benchmark scenario. We find that this sensitivity is higher in the case of a light ($m_{H^\pm} < m_t$) charged Higgs.

1 Introduction

Charged Higgs bosons are attractive ingredients in theories which extend the Standard Model (SM) Higgs sector with additional fields in non-singlet representations of $SU(2)_L$. In particular, the observation of a fundamental charged scalar can provide unambiguous evidence of physics beyond the SM in unfavorable cases when observing a neutral scalar alone would not be sufficient. This could be the case e.g. in the Minimal Supersymmetric Standard Model (MSSM), with the lightest \mathcal{CP} -even Higgs boson having similar properties to the SM Higgs boson, and the heavier neutrals escaping detection.

*Electronic address: david.eriksson@physics.uu.se

†Electronic address: nazila.mahmoudi@tsl.uu.se

‡Electronic address: oscar.stal@physics.uu.se

Apart from the interest to high-energy collider experiments, the charged Higgs plays an important role for several experiments at lower energies. As another mediator of charged current interactions, it can contribute (constructively or destructively) to decay processes without requiring flavor structure beyond the CKM framework. This coupling to flavor physics makes the charged Higgs particularly useful for constraining indirectly the structure of a Higgs sector beyond the SM [1–3].

Awaiting the experimental verdict, which hopefully will be delivered by the LHC, some questions can be addressed. First of all, which models with a charged Higgs have already been probed by existing experiments? Second, what do these experiments imply about the prospects of discovering charged Higgs bosons at the LHC? We discuss these questions in the context of supersymmetric models with a minimal extension of the SM Higgs sector. Earlier work along these lines was presented in [4–6].

The outline of this paper is as follows. In section 2, the Two-Higgs Doublet Model (2HDM) of the MSSM is discussed in more detail, as we review briefly the theoretical aspects of Higgs bosons in the \mathcal{CP} -conserving MSSM with minimal flavor violation (MFV). For the numerical studies, we have limited ourselves to two particular classes of MSSM models: the constrained MSSM (CMSSM), and models with non-universal Higgs masses (NUHM). These are introduced in section 3.

To the CMSSM and NUHM models we apply constraints from direct searches, low-energy observables, and cosmology in order to identify the parameter regions still open for charged Higgs bosons. The constraints are presented in section 4, including numerical results and uncertainties which are discussed in some detail. This section extends the recent work [6] by including additional constraints, discussing also the heavy charged Higgs, and by allowing larger non-universality in the NUHM Higgs mass parameters.

In section 5 we analyze the impact of applying the constraints by comparing to the collider reach for discovering charged Higgs at the LHC. We consider both the case with $m_{H^+} < m_t - m_b$, which is of particular interest for early LHC running due to the large number of top quarks that will be produced, and $m_{H^+} > m_t$ which becomes interesting at a later stage. Our findings are exemplified on simulation results from ATLAS and CMS and we compare to the current experimental limit from the Tevatron. We also discuss the dependence of the presented experimental reach on the choice of MSSM scenario. Section 6 contains a summary and the conclusions.

2 Charged Higgs Bosons in the MSSM

To discuss the 2HDM of the MSSM, we introduce the two $SU(2)_L$ doublets

$$H_1 = \begin{pmatrix} H_1^{0*} \\ -H_1^- \end{pmatrix} \quad H_2 = \begin{pmatrix} H_2^+ \\ H_2^0 \end{pmatrix} \quad (1)$$

with hypercharges $Y = \mp 1$. To avoid flavor changing neutral current (FCNC) at tree-level, a discrete symmetry is imposed on the Higgs sector which makes H_1 couple exclusively to down-type fermions, while H_2 couples only to up-type fermions. This choice corresponds to the type

II 2HDM, which is realized in the MSSM. The Higgs potential then takes the form [7]

$$V(H_1, H_2) = (m_{H_1}^2 + |\mu|^2) |H_1|^2 + (m_{H_2}^2 + |\mu|^2) |H_2|^2 - B\mu (\epsilon_{ij} H_1^i H_2^j + \text{h.c.}) + \frac{1}{2} g^2 |H_1^{i*} H_2^i|^2 + \frac{1}{8} (g^2 + g'^2) (|H_1|^2 - |H_2|^2)^2, \quad (2)$$

where ϵ_{ij} is the completely antisymmetric tensor, with $\epsilon_{12} = 1$. The mass parameters $m_{H_1}^2$, $m_{H_2}^2$ may take on negative values in order to break the EW symmetry. A non-zero value for $B\mu$ breaks softly the discrete symmetry implemented for the type II model. The quartic terms in the MSSM Higgs potential are determined by the EW gauge couplings g and g' . In the MSSM, all parameters in the Higgs potential are real, and \mathcal{CP} is conserved in the Higgs sector at tree-level.

Assigning vacuum expectation values to the neutral Higgs components, we define as usual $\tan \beta \equiv \langle H_2^0 \rangle / \langle H_1^0 \rangle \equiv v_2 / v_1$. Fixing $v^2 = v_1^2 + v_2^2$ to give the correct value for m_Z , the MSSM Higgs sector is completely determined at tree-level by two parameters: $\tan \beta$ and one common mass scale for the Higgs bosons. The physical charged Higgs is defined through $H^\pm = -H_1^\pm \sin \beta + H_2^\pm \cos \beta$. Since there is only one free mass parameter, the masses of the neutral and charged Higgs bosons are related by tree-level mass relations. For our purposes, the most important such relation is

$$m_{H^+}^2 = m_A^2 + m_W^2, \quad (3)$$

between m_{H^+} and the mass m_A of the \mathcal{CP} -odd Higgs boson. This relation shows directly the quasi-degeneracy of m_{H^+} and m_A for large Higgs masses.

The charged Higgs phenomenology in the MSSM differs from that of the general 2HDM in a few respects: the presence of the EW gauge couplings in Eq. (2) ensures that tree-level unitarity is fulfilled. The additional theoretical constraints lead to mass relations such as Eq. (3). There are also new aspects related to the additional states introduced by supersymmetry. Although the flavor structure in the MFV framework is left intact, SUSY may contribute indirectly to the same flavor observables as charged Higgs through loop effects. New decay chains where H^+ is produced, or new decay modes for H^+ into SUSY states, can also appear.

2.1 SUSY Yukawa corrections

At loop level, the discrete symmetry is broken in the Yukawa sector, inducing couplings to the “wrong” Higgs doublet [8–10]. Some of the induced corrections are enhanced by $\tan \beta$, and for precision phenomenology it is important to take them into account. Using an effective Lagrangian approach, the charged Higgs coupling to fermions is modified as follows [11]

$$V_{ij} m_{d_j} \tan \beta \rightarrow V_{ij}^{\text{eff}} \frac{\overline{m}_{d_j} \tan \beta}{1 + \tilde{\epsilon}_i \tan \beta}, \quad (4)$$

where \overline{m}_{d_j} and V_{ij}^{eff} refers to experimental quantities. Assuming perturbation theory remains valid, $|\tilde{\epsilon}_i \tan \beta| < 1$. The correction $\tilde{\epsilon}_i$ is composed from the two pieces

$$\tilde{\epsilon}_i = \epsilon_0 + \epsilon_2 \delta_{i3}, \quad (5)$$

where the second term, proportional to the top Yukawa coupling y_t , only contributes to the couplings involving the top quark, i.e. tb , ts , and td . Explicitly, the $\tan\beta$ enhanced corrections are [12]

$$\epsilon_0 = -\frac{2\alpha_s}{3\pi} \frac{\mu}{m_{\tilde{g}}} H_2\left(\frac{m_Q^2}{m_{\tilde{g}}^2}, \frac{m_D^2}{m_{\tilde{g}}^2}\right) \quad (6)$$

$$\epsilon_2 = -\frac{y_t^2}{16\pi^2} \frac{A_t}{\mu} H_2\left(\frac{m_Q^2}{|\mu|^2}, \frac{m_U^2}{|\mu|^2}\right), \quad (7)$$

where m_Q^2, m_U^2, m_D^2 are generation dependent soft SUSY-breaking scalar masses, and A_t the trilinear stop coupling. The function $H_2(x, y)$ is defined as

$$H_2(x, y) = \frac{x \ln x}{(1-x)(x-y)} + \frac{y \ln y}{(1-y)(y-x)}. \quad (8)$$

For the third generation Yukawa correction, the compact notation

$$\Delta_b \equiv \tilde{\epsilon}_3 \tan\beta \quad (9)$$

is sometimes used. Considering the decoupling limit, when the SUSY masses are sent to a common high scale, the expression for $\tilde{\epsilon}_i$ becomes particularly simple. Neglecting the second part of Eq. (5), one obtains $\tilde{\epsilon}_i = \epsilon_0 = \text{sign}(\mu) \times \alpha_s/(3\pi)$. This limit also gives the simple estimate $|\epsilon_0| \simeq 0.01$ for the magnitude of the corrections.

In a renormalization group improved treatment, \overline{m}_b should be renormalized at $\mu_R = m_{H^+}$ to include QCD effects to all orders [13], while $\tilde{\epsilon}_i$ is preferentially evaluated at the SUSY breaking scale M_{SUSY} [10] to avoid large logarithms of the type $\log(\mu_R/M_{\text{SUSY}})$.*

3 Specification of the MSSM models

We consider two specific scenarios to illustrate the constraints and collider prospects for charged Higgs bosons in the MSSM. Both models assume SUSY breaking mediated by gravity, minimal flavor violation (MFV), and conservation of \mathcal{R} -parity. The first model is the constrained MSSM (CMSSM), characterized by the set of parameters $\{m_0, m_{1/2}, A_0, \tan\beta, \text{sgn}(\mu)\}$. Here m_0 is the universal mass of the scalars, $m_{1/2}$ the universal gaugino mass, A_0 the universal trilinear coupling, and $\tan\beta$ the ratio of the vacuum expectation values of the Higgs doublets, as given above. The CMSSM model invokes unification boundary conditions at a very high scale m_{GUT} where the universal mass parameters are specified. The masses at the EW scale are determined through renormalization group evolution. Additionally, the radiative corrections must generate the correct shape of the Higgs potential in order to break the EW symmetry.

The second model we consider involves non-universal Higgs masses (NUHM). This model generalizes the CMSSM, allowing for the GUT-scale mass parameters of the Higgs doublets to

*The recently completed two loop calculation indicates a change of $\mathcal{O}(10 - 15\%)$ in $\tilde{\epsilon}_3$ [14]. Both the sign and magnitude of the correction depends on the MSSM scenario. The renormalization scale dependence is significantly reduced compared to the one-loop result.

| Parameter | min | max | note |
|--------------|-------|------|------------------------|
| m_0 | 50 | 2000 | |
| $m_{1/2}$ | 50 | 2000 | |
| A_0 | -2000 | 2000 | |
| μ | -2000 | 2000 | CMSSM: only sign \pm |
| m_A | 5 | 600 | NUHM only |
| $\tan \beta$ | 1 | 60 | |

Table 1: Parameter ranges used for the CMSSM and NUHM scans. Dimensionful values (all parameters except $\tan \beta$) are given in GeV.

have values different from m_0 , i.e. $m_{H_1} \neq m_{H_2} \neq m_0$. These two additional parameters with dimension of mass can be traded for two other parameters at a lower scale, conveniently the μ parameter and the mass m_A of the \mathcal{CP} -odd Higgs boson. The tree-level mass relation (3) then implies that the charged Higgs boson mass can be treated essentially as a free parameter, an important difference comparing to the CMSSM.

To investigate the parameter spaces of the CMSSM and NUHM, we perform scans in a random grid generating of order 10^5 points for each scenario. The input ranges used for the parameters are given in Table 1.

The spectrum of SUSY particle masses and couplings is calculated for each model point using SOFTSUSY 2.0.18 [15]. Full 2-loop RGE evolution is employed for all MSSM parameters, Yukawa and gauge couplings. The scale at which the universal MSSM parameters are specified is determined by unification of the EW gauge couplings.

In experimental simulation studies, as performed both by ATLAS and CMS, an updated version of the m_h -max scenario [16] is used as a common benchmark. This scenario is phenomenologically defined by the weak scale parameters

$$\begin{aligned}
M_{\text{SUSY}} &= 1 \text{ TeV} \\
M_2 &= 200 \text{ GeV} \\
M_3 &= 800 \text{ GeV} \\
X_t^{\text{OS}} &= 2 \text{ TeV} \\
\mu &= 200 \text{ GeV}.
\end{aligned}$$

The gaugino masses have values inspired by gauge coupling unification, and $M_1 = 5/3 M_2 \tan^2 \theta_W$. X_t^{OS} is defined in the on-shell scheme and relates the amount of mixing in the stop sector to the trilinear coupling A_t through $X_t^{\text{OS}} = A_t - \mu \cot \beta$. Compared to the original m_h -max scenario, the preferred sign of μ has later been changed to positive. As we will see below, this accommodates better for the experimental results on the anomalous magnetic moment of the muon.

4 Constraints

We use a set of direct and indirect constraints in order to determine the parameter space regions allowed for charged Higgs bosons in the CMSSM and NUHM scenarios. Present data already provide interesting information on the models, while improvements in the theoretical calculations of both the Standard Model and supersymmetric contributions to a number of low energy observables increase their predictability. Some recent analyses showing constraints on the MSSM parameter space can be found in [4, 5, 17–21].

To obtain constraints on $(m_{H^+}, \tan\beta)$ we consider a) direct mass limits from LEP and the Tevatron, b) flavor data constraints, c) the muon anomalous magnetic moment, and d) the dark matter relic density. The flavor observables and $(g-2)_\mu$ are calculated with SuperIso v2.3 [22, 23]. A brief description for each observable is given below, and a more detailed account of the calculations can be found in [23]. MicrOMEGAs 2.1 [24, 25] is used for computing the dark matter relic density. For brevity, we illustrate the exclusion by different constraints using the NUHM model points only. The combined constraints are presented both for the CMSSM and the NUHM models.

4.1 Direct mass limits

The non-observation of the charged Higgs boson, or any other SUSY particle, in direct search experiments at LEP2 and the Tevatron sets stringent limits on the masses of these particles. In Table 2 we have compiled a list of mass constraints from the PDG [26]. Some of these limits are subject to auxiliary conditions, e.g. $\tan\beta < 40$, which we take into account consistently.

| Particle | H^+ | A | h | χ_1^0 | χ_1^+ | \tilde{e}_R | $\tilde{\mu}_R$ | $\tilde{\tau}_1$ | $\tilde{\nu}$ | \tilde{b}_1 | \tilde{t}_1 | \tilde{g} |
|------------------|-------|------|-----|------------|------------|---------------|-----------------|------------------|---------------|---------------|---------------|-------------|
| Mass limit (GeV) | 79.3 | 93.4 | 111 | 46 | 94 | 73 | 94 | 81.9 | 94 | 89 | 95.7 | 308 |

Table 2: Lower limits at 95% C.L. on masses of sparticles and MSSM Higgs bosons. Some limits are subject to auxiliary conditions which are not listed in the table. We refer to [26] for the complete list and further details on how they are obtained.

The limit on the mass m_h of the lightest \mathcal{CP} -even Higgs boson is very important for constraining also the heavier Higgs bosons, including m_{H^+} . This is a consequence of the relation between the Higgs masses in the MSSM. The absolute lower limit on m_h in the \mathcal{CP} -conserving MSSM is $m_h > 92.8$ GeV [27]. Making the ZZh coupling much smaller than its typical value, it is thus possible to avoid the SM limit $m_h > 114$ GeV. It was previously checked [19] that the small coupling required to achieve this cannot be obtained either in the CMSSM or NUHM models. Hence the SM Higgs limit applies in our case. Assigning a 3 GeV intrinsic uncertainty from higher order corrections [28], the value we finally use is $m_h > 111$ GeV. This value also affects the limit on m_A , since $m_A \geq m_h$ in the MSSM at tree-level.

Figure 1 shows the effect in the $(m_{H^+}, \tan\beta)$ plane of imposing the direct mass limits on the NUHM model points. The scan over the six-dimensional parameter space is treated as follows: in the left plot, the allowed points are displayed in the foreground. The opposite is true for the right plot, where the excluded points are shown in the foreground. In this way the dependence

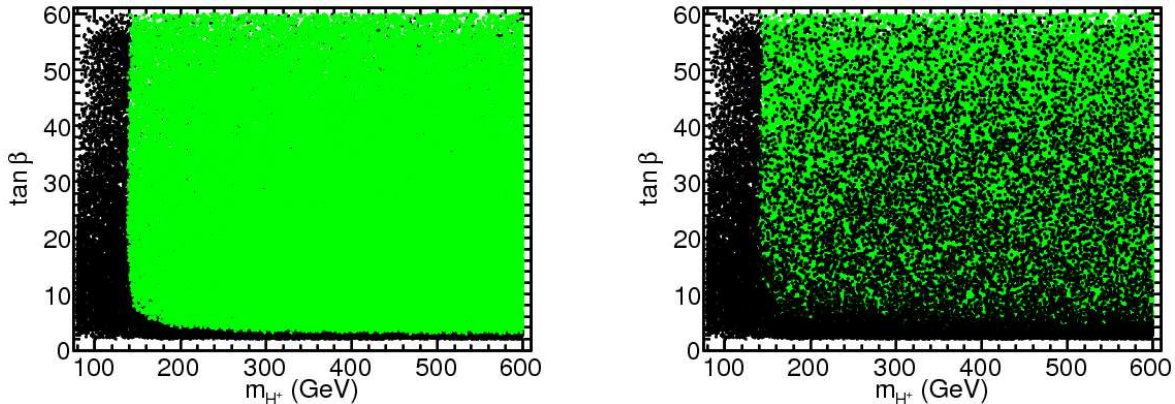


Figure 1: Constraints from direct mass limits on the six-dimensional NUHM parameter space, projected onto the plane $(m_{H^+}, \tan \beta)$. The left plot shows the allowed points (green) in the foreground, whereas the right plot shows instead the excluded points (black) in the foreground. The difference illustrates the dependence on the other NUHM parameters.

on the model parameters which are not shown in the figure can be determined by comparison. A large difference between the two plots in a particular region indicates strong dependence on the other parameters, whereas a small or no difference indicates weak dependence.

Some distinct features of the direct mass constraints are visible in Fig. 1. There appears a lower limit of $m_{H^+} \gtrsim 135$ GeV, independent of $\tan \beta$. This value follows directly from the mass relation in Eq. (3) with $m_A = 111$ GeV. The higher order corrections to this relation are typically small in the NUHM models. This is not necessarily true in the more general MSSM, where special parameter regions with light squarks exist for which $m_{H^+} < m_A - m_W$ [29]. Furthermore, the region with $\tan \beta \lesssim 3$ is excluded, again as a result of the m_h limit. Except in these two regions, the direct mass limits do not provide further constraints on $(m_{H^+}, \tan \beta)$ in the NUHM model.

In the CMSSM, the direct mass limits are not more constraining than in the NUHM models. On the contrary, there is a region for high m_{H^+} and $\tan \beta$ which is always allowed. This is because in the CMSSM at high $\tan \beta$, m_0 and $m_{1/2}$ cannot be too low, and h , χ_1^0 and \tilde{g} are always sufficiently heavy to avoid the direct constraints.

4.2 Flavor physics constraints

Constraints on charged Higgs bosons can be obtained from low-energy flavor physics experiments by measuring the decay rates of B and K mesons and comparing to the SM predictions. This is challenging in many respects: experimentally, because many of the interesting transitions are rare, and theoretically, since the predictions often suffer from large hadronic uncertainties. In the following, theoretical and experimental uncertainties are added in quadrature. The value $m_t = 172.4$ GeV [30] is used throughout.

4.2.1 $b \rightarrow s\gamma$

The rare FCNC process $b \rightarrow s\gamma$, occurring first at one-loop level in the SM, allows for new physics contributions from a charged Higgs loop to be of comparable magnitude. Since the charged Higgs always contributes positively to this branching ratio, it is an effective tool to probe the 2HDM. In the MSSM however, there exist additional contributions from loops with charginos and squarks, which may be either negative or positive. Hence the charged Higgs constraints in the MSSM are not necessarily as strict as those obtained in the pure 2HDM.

Following [31], the theoretical prediction for the inclusive branching ratio of $b \rightarrow s\gamma$ can be written

$$\text{BR}(\bar{B} \rightarrow X_s \gamma) = \text{BR}(\bar{B} \rightarrow X_c e \bar{\nu})_{\text{exp}} \left| \frac{V_{ts}^* V_{tb}}{V_{cb}} \right|^2 \frac{6\alpha_{\text{em}}}{\pi C} [P(E_0) + N(E_0)], \quad (10)$$

where $P(E_0)$ and $N(E_0)$ denote, respectively, the perturbative and non-perturbative contributions evaluated for a cut $E > E_0$ on the photon energy. C is a semi-leptonic normalization factor. The details are described in [31]. The SM prediction for this decay is known to NNLO accuracy [31–33]. Using the updated input values of [26], we obtain

$$\text{BR}(\bar{B} \rightarrow X_s \gamma)_{\text{SM}} = (3.06 \pm 0.22) \times 10^{-4}, \quad (11)$$

while one would retrieve $\text{BR}(\bar{B} \rightarrow X_s \gamma)_{\text{SM}} = 3.15 \times 10^{-4}$ with the input values of [31]. The combined experimental value of the branching ratio is updated by the Heavy Flavor Averaging Group (HFAG) [34]. Their latest result is

$$\text{BR}(\bar{B} \rightarrow X_s \gamma)_{\text{exp}} = (3.52 \pm 0.23 \pm 0.09) \times 10^{-4}. \quad (12)$$

Combining the experimental result with the theoretical prediction as described in [17], we find the range allowed at 95% C.L.:

$$2.15 \times 10^{-4} \leq \text{BR}(\bar{B} \rightarrow X_s \gamma) \leq 4.89 \times 10^{-4}. \quad (13)$$

Another constraining observable which can be extracted from $b \rightarrow s\gamma$ transitions is the degree of isospin asymmetry. It has been shown earlier [17, 35], that it often provides stricter limits on the parameters of different MSSM scenarios than the inclusive branching ratio. The isospin asymmetry Δ_0 in the exclusive decay $B \rightarrow K^* \gamma$ is defined as

$$\Delta_{0\pm} \equiv \frac{\Gamma(\bar{B}^0 \rightarrow \bar{K}^{*0} \gamma) - \Gamma(B^\pm \rightarrow K^{*\pm} \gamma)}{\Gamma(\bar{B}^0 \rightarrow \bar{K}^{*0} \gamma) + \Gamma(B^\pm \rightarrow K^{*\pm} \gamma)}. \quad (14)$$

It can be determined from [36]

$$\Delta_0 = \text{Re}(b_d - b_u), \quad (15)$$

where

$$b_q = \frac{12\pi^2 f_B Q_q}{m_b T_1^{B \rightarrow K^*} a_7^c} \left(\frac{f_{K^*}^\perp}{m_b} K_1 + \frac{f_{K^*} m_{K^*}}{6\lambda_B m_B} K_2 \right) \quad (16)$$

are spectator quark dependent terms. We refer to [35, 36] for the definition of the different terms, and their expressions in terms of Wilson coefficients. Combining the most recent experimental

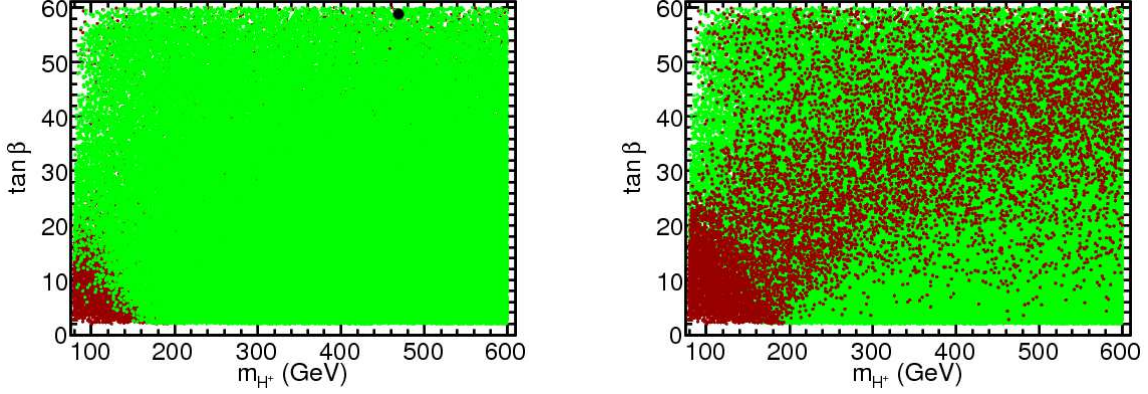


Figure 2: Constraints from the branching ratio and isospin asymmetry in $b \rightarrow s\gamma$ transitions on the six-dimensional NUHM parameter space, projected onto the plane $(m_{H^+}, \tan\beta)$. The left plot shows the allowed points (green) in the foreground, whereas the right plot shows instead the excluded points (red) in the foreground.

values of BaBar [37] and the results of Belle [38], including the experimental and theoretical uncertainties, the allowed range

$$-1.7 \times 10^{-2} < \Delta_0 < 8.9 \times 10^{-2} \quad (17)$$

is obtained at 95% C.L. [17].

In the same way as for the direct constraints, the results of applying the $b \rightarrow s\gamma$ constraints to the NUHM model points are displayed in two separate plots in Fig. 2. The figure includes both the constraints from the branching ratio and the isospin asymmetry combined. Low values for m_{H^+} and $\tan\beta$ simultaneously are excluded, regardless of the other NUHM parameters. As expected however, it is possible in most of the parameter space to balance out the contributions from charged Higgs and from chargino-squarks against each other to a sufficiently high degree to be consistent with the SM. Observables based on $b \rightarrow s\gamma$ transitions thus represent high sensitivity to the MSSM parameters.

We find that it is easier in NUHM models to avoid the constraints from $b \rightarrow s\gamma$ than it is in the CMSSM. The isospin asymmetry is more restrictive in the CMSSM than the constraint from the branching ratio, and the main allowed region in the CMSSM is obtained for high $\tan\beta$.

4.2.2 $B_u \rightarrow \tau\nu_\tau$

In contrast to the $b \rightarrow s\gamma$ transitions, where the charged Higgs participates in loop diagrams, the process $B_u \rightarrow \tau\nu_\tau$ can be mediated by H^+ already at tree level. Since this decay is helicity suppressed in the SM, whereas there is no such suppression for the scalar H^+ exchange in the limit of high $\tan\beta$, these two contributions can be of similar magnitude [39].

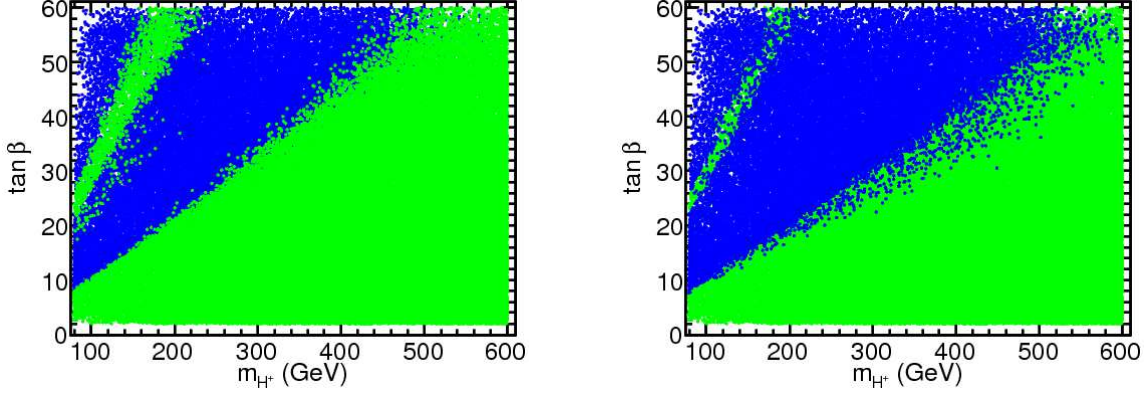


Figure 3: Constraints from $\text{BR}(B \rightarrow \tau \nu_\tau)$ on the six-dimensional NUHM parameter space, projected onto the plane $(m_{H^+}, \tan \beta)$. The left plot shows the allowed points (green) in the foreground, whereas the right plot shows instead the excluded points (blue) in the foreground.

The leading order SM prediction for this decay is

$$\text{BR}(B_u \rightarrow \tau \nu_\tau)_{\text{SM}} = \frac{G_F^2 f_B^2 |V_{ub}|^2}{8\pi \Gamma_B} m_B m_\tau^2 \left(1 - \frac{m_\tau^2}{m_B^2}\right)^2, \quad (18)$$

while the new physics contribution from H^+ is expressed through the ratio [40]

$$R_{\tau \nu_\tau}^{\text{MSSM}} \equiv \frac{\text{BR}(B_u \rightarrow \tau \nu_\tau)_{\text{MSSM}}}{\text{BR}(B_u \rightarrow \tau \nu_\tau)_{\text{SM}}} = \left[1 - \left(\frac{m_B^2}{m_{H^+}^2}\right) \frac{\tan^2 \beta}{1 + \epsilon_0 \tan \beta}\right]^2. \quad (19)$$

The leading SUSY-QCD corrections are included in this expression through ϵ_0 . Using $f_B = 200 \pm 20$ MeV [41], and the combined value $|V_{ub}| = (3.95 \pm 0.35) \times 10^{-3}$ [26], the SM branching ratio evaluates numerically to

$$\text{BR}(B_u \rightarrow \tau \nu_\tau)_{\text{SM}} = (1.10 \pm 0.29) \times 10^{-4}. \quad (20)$$

The SM prediction is compared to the current HFAG value [34]

$$\text{BR}(B_u \rightarrow \tau \nu_\tau)_{\text{exp}} = (1.41 \pm 0.43) \times 10^{-4} \quad (21)$$

by forming the ratio

$$R_{\tau \nu_\tau}^{\text{exp}} \equiv \frac{\text{BR}(B_u \rightarrow \tau \nu_\tau)_{\text{exp}}}{\text{BR}(B_u \rightarrow \tau \nu_\tau)_{\text{SM}}} = 1.28 \pm 0.38. \quad (22)$$

This ratio still suffers large uncertainties from the determination of $|V_{ub}|$, since different measurements of this quantity are incompatible. The constraints obtained should therefore be treated merely as an indication, rather than as a strict limit on the same level as, for example, $b \rightarrow s \gamma$ transitions. Requiring $R_{\tau \nu_\tau}^{\text{MSSM}}$ to be within 2σ of $R_{\tau \nu_\tau}^{\text{exp}}$ provides the following allowed range:

$$0.53 < R_{\tau \nu_\tau}^{\text{MSSM}} < 2.03 \quad (23)$$

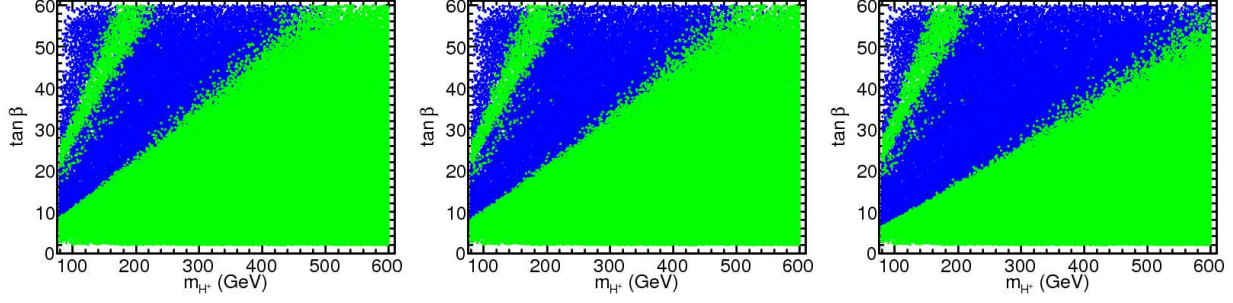


Figure 4: Constraints on NUHM parameters obtained from $\text{BR}(B_u \rightarrow \tau \nu_\tau)$ for three values of $|V_{ub}|$ from [26]. Allowed points shown in green and excluded points in blue. From left to right $|V_{ub}^{\text{incl}}| = (4.12 \pm 0.43) \times 10^{-3}$, $|V_{ub}^{\text{comb}}| = (3.95 \pm 0.35) \times 10^{-3}$, and $|V_{ub}^{\text{excl}}| = (3.5 \pm 0.6) \times 10^{-3}$.

where we have estimated the residual MSSM errors to be negligible.

The resulting constraints from $B_u \rightarrow \tau \nu_\tau$ are illustrated in Fig. 3. It can be seen that a fairly large share of the available parameter space is affected. The allowed points fall in two disjoint regions. At low m_{H^+} and large $\tan \beta$, the H^+ contributes twice the SM amplitude with opposite sign [see Eq. (19)]. The exclusion power varies only weakly between different MSSM models, as shown by the similarity of the left and right plots in Fig. 3. This results from the fact that the only source of significant MSSM scenario dependence in this tree-level observable is through the ϵ_0 corrections. That this is a tree-level observable also means that the results can be carried over essentially unchanged to the CMSSM, or to any MSSM model with MFV and \mathcal{R} -parity conservation.

Treating the difference in $|V_{ub}|$ determination as a theoretical uncertainty would eliminate the constraint from $\text{BR}(B_u \rightarrow \tau \nu_\tau)$. As an alternative, we present in Fig. 4 the resulting constraints on $(m_{H^+}, \tan \beta)$ obtained using three different values for $|V_{ub}|$, corresponding to two separate determinations and to the combined value used for Fig. 3 above.

4.2.3 $B \rightarrow D \tau \nu_\tau$

Compared to $B_u \rightarrow \tau \nu_\tau$, the semileptonic decays $B \rightarrow D \ell \nu$ [42–44] have the advantage of depending on $|V_{cb}|$, which is known to greater precision than $|V_{ub}|$. In addition, the $\text{BR}(B \rightarrow D \tau \nu_\tau)$ is about 50 times larger than $\text{BR}(B_u \rightarrow \tau \nu_\tau)$ in the SM. The experimental determination remains however very complex due to the presence of at least two neutrinos in the final state. The branching ratio, including the SM and charged Higgs contributions, can be obtained from [44]

$$\begin{aligned} \frac{d\Gamma(B \rightarrow D \ell \nu)}{dw} &= \frac{G_F^2 |V_{cb}|^2 m_B^5}{192 \pi^3} \rho_V(w) \\ &\times \left[1 - \frac{m_\ell^2}{m_B^2} \left| 1 - t(w) \frac{m_b}{(m_b - m_c) m_{H^+}^2} \frac{\tan^2 \beta}{1 + \epsilon_0 \tan \beta} \right|^2 \rho_S(w) \right], \end{aligned} \quad (24)$$

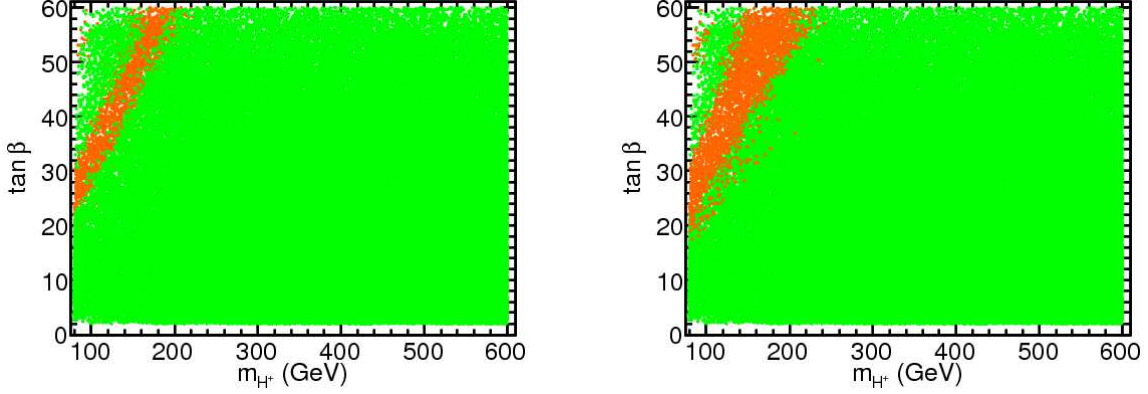


Figure 5: Constraints from $\text{BR}(B \rightarrow D\tau\nu_\tau)$ on the six-dimensional NUHM parameter space, projected onto the plane $(m_{H+}, \tan\beta)$. The left plot shows the allowed points (green) in the foreground, whereas the right plot shows instead the excluded points (orange) in the foreground.

where the kinematic variable $w = v_D \cdot v_B$ is written in terms of the meson four-velocities, and $t(w) = m_B^2 + m_D^2 - 2wm_D m_B$. The definitions of the scalar and vector form factors (ρ_S and ρ_V , respectively) can be found in [44]. To reduce some of the theoretical uncertainties, consider the ratio

$$\xi_{D\ell\nu} \equiv \frac{\text{BR}(B \rightarrow D\tau\nu_\tau)}{\text{BR}(B \rightarrow D\ell\nu_e)}, \quad (25)$$

which is expected to be sensitive to charged Higgs contributions through the final state with a τ lepton. The SM prediction for this ratio is

$$\xi_{D\ell\nu}^{\text{SM}} = (29 \pm 3) \times 10^{-2}, \quad (26)$$

where the main uncertainty comes from the form factors [44]. The most recent experimental result by the BaBar collaboration is [45]

$$\xi_{D\ell\nu}^{\text{exp}} = (41.6 \pm 11.7 \pm 5.2) \times 10^{-2}. \quad (27)$$

Accounting for the uncertainties enhanced by the presence of new physics contributions in Eq. (25), we use the following interval at 95% C.L. in our analysis

$$15.1 \times 10^{-2} < \xi_{D\ell\nu} < 68.1 \times 10^{-2}. \quad (28)$$

The results of applying the $B \rightarrow D\tau\nu_\tau$ constraint to the NUHM points are shown in Fig. 5. A narrow strip at large $\tan\beta$ is excluded for $m_{H+} < 200$ GeV. This excluded region provides excellent complementarity to the $B_u \rightarrow \tau\nu_\tau$ constraints obtained above, as most of the parameter space region still allowed at low m_{H+} is covered. Similar (small) MSSM model dependence through ϵ_0 applies in this case as for $B_u \rightarrow \tau\nu_\tau$, and the result is unchanged in the CMSSM.

4.2.4 $B_s \rightarrow \mu^+ \mu^-$

As a final B meson decay we investigate the rare process $B_s \rightarrow \mu^+ \mu^-$, which has so far not been observed experimentally. At high $\tan \beta$, the MSSM contribution to this process is dominated by the exchange of neutral Higgs bosons. We therefore expect indirect constraints on m_{H^\pm} and $\tan \beta$ from the MSSM mass relations. The $\text{BR}(B_s \rightarrow \mu^+ \mu^-)$ can be expressed as [46]

$$\begin{aligned} \text{BR}(B_s \rightarrow \mu^+ \mu^-) &= \frac{G_F^2 \alpha^2}{64\pi^3} f_{B_s}^2 \tau_{B_s} M_{B_s}^3 |V_{tb} V_{ts}^*|^2 \sqrt{1 - \frac{4m_\mu^2}{M_{B_s}^2}} \\ &\times \left\{ \left(1 - \frac{4m_\mu^2}{M_{B_s}^2}\right) M_{B_s}^2 |C_S|^2 + \left| C_P M_{B_s} - 2 C_A \frac{m_\mu}{M_{B_s}} \right|^2 \right\}, \end{aligned} \quad (29)$$

where the coefficients C_S , C_P , and C_A parametrize different contributions. Within the SM, C_S and C_P are small, whereas the main contribution entering through C_A is helicity suppressed. In the MSSM, both C_S and C_P can receive large contributions from scalar exchange. The B_s decay constant $f_{B_s} = 245 \pm 25$ MeV [41] constitutes the main source of uncertainty in this expression. The SM prediction is

$$\text{BR}(B_s \rightarrow \mu^+ \mu^-)_{\text{SM}} = (3.2 \pm 0.5) \times 10^{-9}, \quad (30)$$

while the current experimental limit, derived by the CDF collaboration, is [47]:

$$\text{BR}(B_s \rightarrow \mu^+ \mu^-) < 5.8 \times 10^{-8} \quad (31)$$

at 95% C.L. The experimental limit is thus still an order of magnitude away from the SM prediction, allowing for substantial SUSY contributions. Including theoretical uncertainties, we compare the MSSM prediction to the upper limit at 95% C.L.

$$\text{BR}(B_s \rightarrow \mu^+ \mu^-) < 6.6 \times 10^{-8}. \quad (32)$$

The resulting constraints from $B_s \rightarrow \mu^+ \mu^-$ are shown in Fig. 6. The indirect dependence of this constraint on m_{H^\pm} is clearly visible; in the right plot the possible exclusion is seen to be quite effective, whereas there is a large transition to allowed points going to the left plot. Hence the dependence on the MSSM scenario is large, and the constraints on $(m_{H^\pm}, \tan \beta)$ become model dependent. The only region which is almost completely excluded is for very small m_{H^\pm} and large $\tan \beta$.

In the CMSSM, $B_s \rightarrow \mu^+ \mu^-$ removes most points with $\tan \beta > 50$, complementing the direct constraints and $b \rightarrow s\gamma$.

4.2.5 $K \rightarrow \mu \nu_\mu$

Another decay process, which has many similarities to $B_u \rightarrow \tau \nu_\tau$, is $K \rightarrow \mu \nu_\mu$. This decay can also be mediated by the charged Higgs at tree-level, although in this case the H^+ contribution is

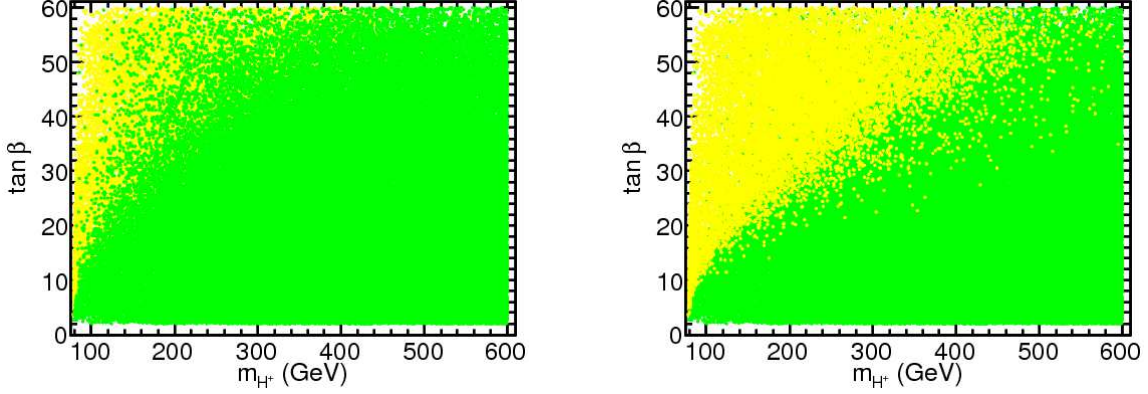


Figure 6: Constraints from $\text{BR}(B_s \rightarrow \mu^+ \mu^-)$ on the six-dimensional NUHM parameter space, projected onto the plane $(m_{H^+}, \tan \beta)$. The left plot shows the allowed points (green) in the foreground, whereas the right plot shows instead the excluded points (yellow) in the foreground.

reduced by the coupling of H^+ to lighter quarks. In order to reduce the theoretical uncertainties from f_K , the ratio of partial widths

$$\begin{aligned} \frac{\Gamma(K \rightarrow \mu \nu_\mu)}{\Gamma(\pi \rightarrow \mu \nu_\mu)} &= \left| \frac{V_{us}}{V_{ud}} \right|^2 \frac{f_K^2 m_K}{f_\pi^2 m_\pi} \left(\frac{1 - m_\ell^2/m_K^2}{1 - m_\ell^2/m_\pi^2} \right)^2 \\ &\times \left(1 - \frac{m_{K^+}^2}{M_{H^+}^2} \left(1 - \frac{m_d}{m_s} \right) \frac{\tan^2 \beta}{1 + \epsilon_0 \tan \beta} \right)^2 (1 + \delta_{\text{em}}) \end{aligned} \quad (33)$$

is usually considered. Here $\delta_{\text{em}} = 0.0070 \pm 0.0035$ is a long distance electromagnetic correction factor. As suggested in [48], we study instead the quantity

$$R_{\ell 23} \equiv \left| \frac{V_{us}(K\ell 2)}{V_{us}(K\ell 3)} \times \frac{V_{us}(0^+ \rightarrow 0^+)}{V_{ud}(\pi\ell 2)} \right| \quad (34)$$

where the subscript ℓi refers to leptonic decay with i particles in the final state (two leptons and a number of pions). $0^+ \rightarrow 0^+$ denotes nuclear beta decay. In the SM $R_{\ell 23} = 1$, while the contribution from charged Higgs in the MSSM attains the simple form

$$R_{\ell 23} = \left| 1 - \frac{m_{K^+}^2}{M_{H^+}^2} \left(1 - \frac{m_d}{m_s} \right) \frac{\tan^2 \beta}{1 + \epsilon_0 \tan \beta} \right|. \quad (35)$$

Using $m_d/m_s = 1/20$ [26], the MSSM prediction can be directly compared to the experimental value [48]

$$R_{\ell 23} = 1.004 \pm 0.007. \quad (36)$$

In the extraction of this value, the ratio f_K/f_π has been fixed to the value $f_K/f_\pi = 1.189 \pm 0.007$ obtained from lattice QCD using staggered quarks [49]. It should be noted that the uncertainty thus obtained for $R_{\ell 23}$ is most probably overly optimistic. Indeed, many approaches exist to

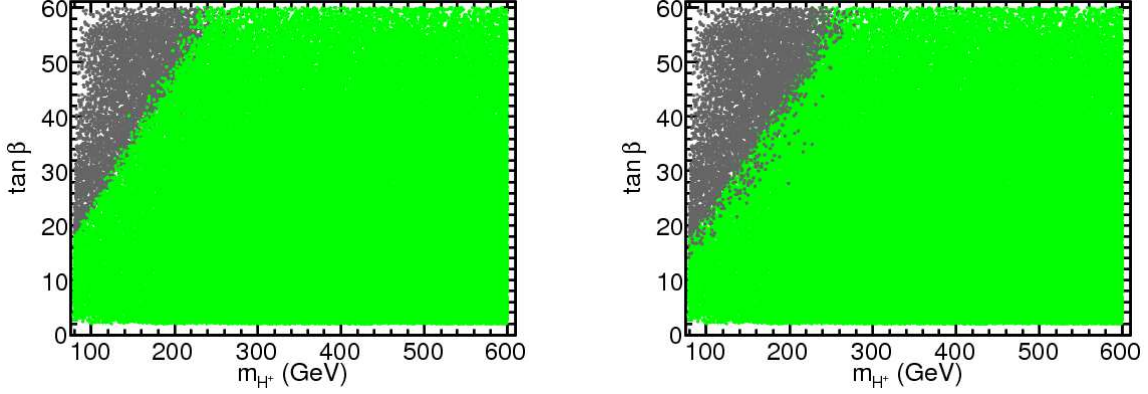


Figure 7: Constraints from $K \rightarrow \mu\nu_\mu$ transitions on the six-dimensional NUHM parameter space, projected onto the plane $(m_{H^+}, \tan\beta)$. The left plot shows the allowed points (green) in the foreground, whereas the right plot shows instead the excluded points (gray) in the foreground. The value $f_K/f_\pi = 1.189 \pm 0.007$ was used in obtaining these constraints.

determine f_K/f_π , and some reservation remains about staggered fermions [50]. If, for example, the value $f_K/f_\pi = 1.205 \pm 0.018$ (obtained using the domain wall formulation [51]) is used instead, the $\text{BR}(K \rightarrow \mu\nu)$ provides no constraints on the studied NUHM parameters. We therefore stress that the constraints obtained from (36) should serve only as an indication.

As can be seen from Fig. 7, more precise estimates of this observable would be very useful in constraining the region with low m_{H^+} and large $\tan\beta$. Such results also provide complementarity to the different B decays discussed above. The MSSM model dependence of the obtained limit is weak, as expected for a tree-level observable. A similar exclusion region is obtained in the CMSSM.

4.3 Muon $g - 2$

The anomalous magnetic moment of the muon $a_\mu = (g - 2)/2$ receive non-zero contributions from radiative corrections. It has been determined to high precision both theoretically and experimentally, and can therefore be used to probe new physics effects, including the MSSM. The latest measured value for a_μ based on e^+e^- data is [52]

$$a_\mu^{\text{exp}} = (11\,659\,208.0 \pm 6.3) \times 10^{-10}. \quad (37)$$

Comparing this precise measurement to the SM prediction [53]

$$a_\mu^{\text{SM}} = (11\,659\,178.5 \pm 6.1) \times 10^{-10} \quad (38)$$

leads to the discrepancy

$$\delta a_\mu = a_\mu^{\text{exp}} - a_\mu^{\text{SM}} = (29.5 \pm 8.8) \times 10^{-10}, \quad (39)$$

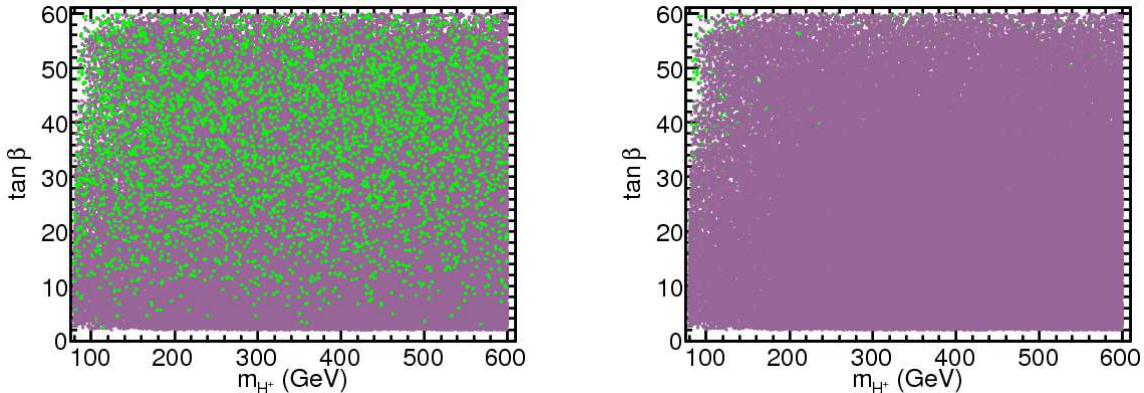


Figure 8: Constraints from the muon anomalous magnetic moment δa_μ on the six-dimensional NUHM parameter space, projected onto the plane $(m_{H^+}, \tan \beta)$. The left plot shows the allowed points (green) in the foreground, whereas the right plot shows instead the excluded points (purple) in the foreground.

corresponding to a 3.4σ deviation from the SM. The 95% C.L. allowed range, including uncertainties from two loop SUSY corrections which have not been included, is:

$$11.5 \times 10^{-10} < \delta a_\mu < 47.5 \times 10^{-10}. \quad (40)$$

In the MSSM, the discrepancy in δa_μ can be accounted for by the contributions from loops with exchange of neutralinos-smuons and charginos-sneutrinos. The result of imposing the constraint (40) to the NUHM points is presented in Fig. 8, which shows no correlation between δa_μ and $(m_{H^+}, \tan \beta)$. For the CMSSM, the δa_μ constraint acts differently, and such a correlation is observed.

It is well-known that the sign of the MSSM contributions to δa_μ is directly coupled to the sign of the μ parameter. We illustrate this fact for the NUHM models in Fig. 9. In the following, we will therefore take the constraint (40) as a requirement of positive μ values. For a recent and more detailed discussion of this issue, see [54].

Since the sign of the leading contribution to Δ_b is determined by μ [compare Eq. (6)], the δa_μ results can also be used to constrain the favored range for these corrections. This is illustrated for the NUHM points in Fig. 9. If the constraint $\mu > 0$ is taken as an *a priori* requirement on the MSSM model, it means a reduced model sensitivity for all charged Higgs observables at high $\tan \beta$.

4.4 Dark Matter density

When neutral, the lightest supersymmetric particle (LSP) is a suitable candidate for the cold dark matter of the universe. In the MSSM, the dark matter is therefore usually expected to consist of the lightest neutralino. The latest 5-year WMAP data [55] provides a precise

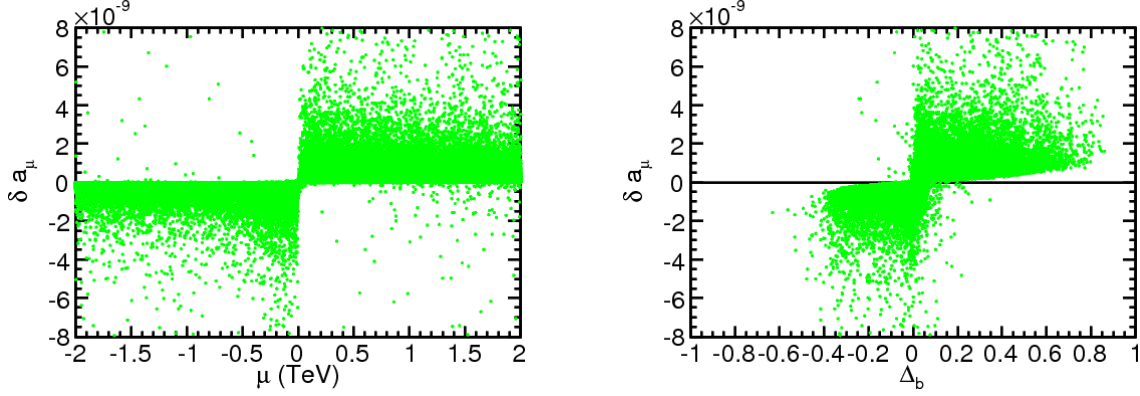


Figure 9: Dependence on the μ parameter of δa_μ (left). Correlations between contribution to δa_μ and Δ_b (right).

experimental determination of the dark matter density:

$$\Omega_{\text{DM}} h^2 = 0.1143 \pm 0.0034, \quad (41)$$

which can be compared to the theoretical calculation of the LSP relic density. Assigning a residual 10% theoretical error [56] in the prediction, we obtain the allowed interval at 95% C.L.

$$0.094 < \Omega_{\text{DM}} h^2 < 0.135. \quad (42)$$

However, as was shown in [57], it is not safe to use the lower bound in the above interval due to cosmological uncertainties in the era prior to Big Bang Nucleosynthesis. Also, dark matter can be composed of different components in addition to the LSP, which would again falsify the lower limit. We therefore discard the lower bound and use only

$$\Omega_{\text{DM}} h^2 < 0.135 \quad (43)$$

to extract constraints from the relic density.

Requiring a neutral LSP, and that the constraint (43) is satisfied, Fig. 10 shows the results on the $(m_{H^+}, \tan \beta)$ plane. The conclusion we draw from this figure is that the cosmological constraints on the relic density do not lead to distinct constrained ranges in $(m_{H^+}, \tan \beta)$. This is also the case in the CMSSM.

4.5 Combined constraints and limits

In Fig. 11 we show a combination of constraints applied to the NUHM model points. The result is projected on the $(m_{H^+}, \tan \beta)$ plane, with the *allowed* points displayed in the foreground to indicate the parameter regions still open for H^+ . The constraints are applied in the order indicated by the legend, and the first constraint by which a certain point is excluded determines its color. Only points with $\mu > 0$ and a neutral LSP are shown. From the figure, we note that the

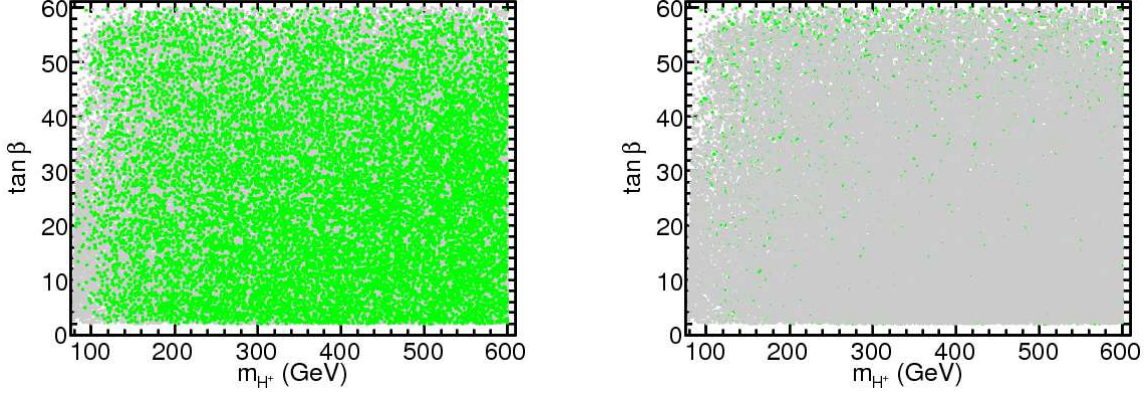


Figure 10: Constraints from the density of dark matter on the six-dimensional NUHM parameter space, projected onto the plane $(m_{H^+}, \tan \beta)$. The left plot shows the allowed points (green) in the foreground, whereas the right plot shows instead the excluded points (light grey) in the foreground.

allowed points fall in a distinct region, forming a triangular shape in the lower half plane. The region of allowed points shares a diffuse boundary with that excluded by $B_u \rightarrow \tau \nu_\tau$ transitions. This diffuseness is the result of ϵ_0 variations.

Taking these constraints into account, we see that charged Higgs masses down to $m_{H^+} \simeq 135$ GeV can be accommodated, with the lowest masses allowed for intermediate $\tan \beta \sim 7\text{--}15$. For higher $\tan \beta$, the combined constraints follow the exclusion by $B_u \rightarrow \tau \nu_\tau$. The combined results are therefore particularly sensitive to the uncertainties associated with this decay channel. The allowed region is given approximately by $\tan \beta < (m_{H^+}/10 \text{ GeV})$. Above the large region excluded by $B_u \rightarrow \tau \nu_\tau$ appears a smaller, mostly yellow, region containing points excluded by one or more of the constraints from $B_s \rightarrow \mu^+ \mu^-$, $B \rightarrow D \tau \nu_\tau$, and $K \rightarrow \mu \nu_\mu$. Although the general indication is that H^+ is excluded in this region, a more conservative conclusion would be that it is still possible to find points excluded by only one of the three constraints. Since these can each be questioned on different grounds, there might be some room open for alternative interpretations.

As a final remark on the NUHM model, we note that the constraints from the well-established $b \rightarrow s \gamma$ transitions are not particularly strong in this class of models. The primary exclusion region for $b \rightarrow s \gamma$ at low m_{H^+} has already been excluded by the direct constraints, and the remainder of the excluded points do not form a distinct exclusion region in the $(m_{H^+}, \tan \beta)$ plane.

Turning now to the CMSSM, we show in Fig. 12 the same combination of constraints applied to this model. In the CMSSM, the mass scale for the Higgs bosons is not a free parameter, but it is fixed by the universality assumptions at the GUT scale through RGE running. Lower masses for the heavy MSSM Higgs bosons requires the $\tan \beta$ -enhanced contribution from y_b to cancel the always large RGE effects from the top Yukawa coupling y_t . The result of this balancing is seen in the figure, where the distribution of points reveals a clear preference for large m_{H^+} , and

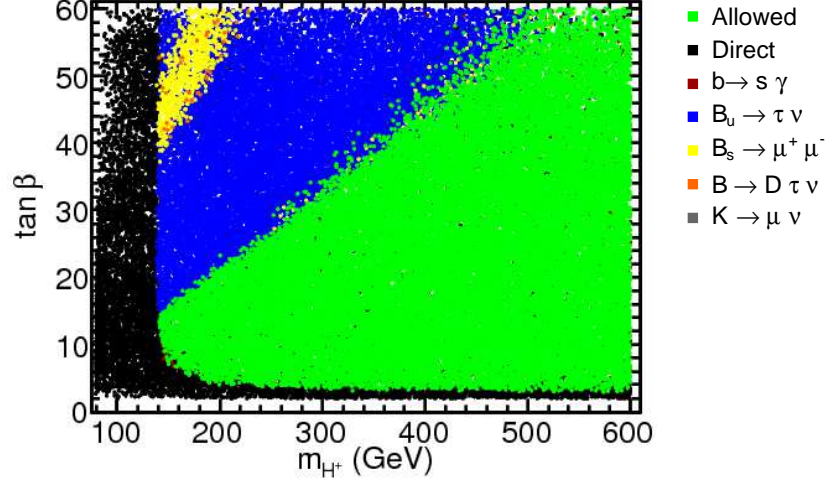


Figure 11: Combined exclusion in NUHM models by different constraints, as described in the text. The constraints are applied in the order they appear in the legend, and the color coding corresponds to the first constraint by which a point is excluded. All points have $\mu > 0$ and a neutral LSP.

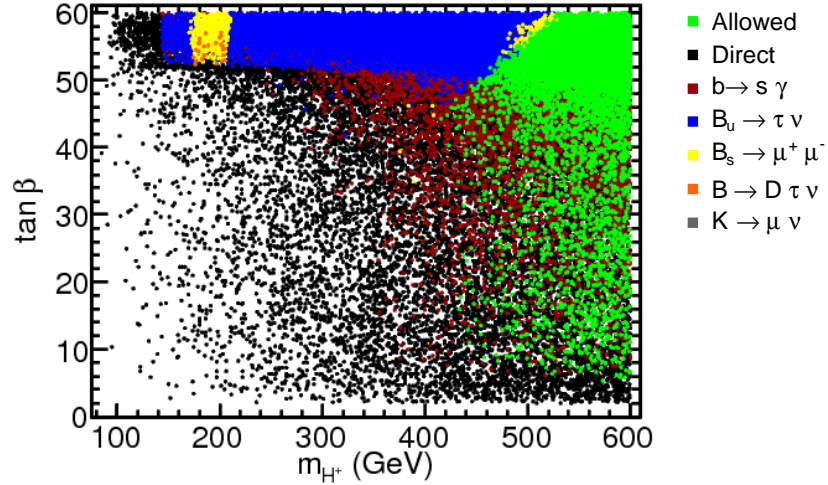


Figure 12: Combined exclusion in CMSSM models by different constraints, as described in the text. The constraints are applied in the order they appear in the legend, and the color coding corresponds to the first constraint by which a point is excluded. All points have $\mu > 0$ and a neutral LSP.

where smaller values for m_{H^+} are only obtained in combination with high $\tan\beta \gtrsim 50$.

The combined constraints in the CMSSM work similarly as for the NUHM in limiting the parameter space available for the charged Higgs, with some important differences. The direct constraints are very effective in ruling out parameter space regions with low-intermediate $\tan\beta$ and $m_{H^+} < 400$ GeV. Constraints from $B_s \rightarrow \mu^+\mu^-$ exclude high $\tan\beta$ out to $m_{H^+} \simeq 500$ GeV. Also $|\Delta_b| < 0.5$ which reduces the MSSM model dependence. The same caveats discussed above apply when interpreting the constraints in the CMSSM for low m_{H^+} and high $\tan\beta$. However, even with some of the more uncertain constraints removed, the allowed region in $(m_{H^+}, \tan\beta)$ still appears to be minimal. Nevertheless, this special region around $m_{H^+} \simeq 200$ GeV is very interesting for early LHC running.

5 Charged Higgs at hadron colliders

There are two primary modes through which charged Higgs bosons can be produced at hadron colliders. When the charged Higgs is light ($m_{H^+} < m_t - m_b$), it is kinematically accessible in the decay $t \rightarrow bH^+$ of the top quark. The decay width in the large $\tan\beta$ limit reads [10]

$$\Gamma(t \rightarrow bH^+) = \frac{g^2 |V_{tb}|^2}{64\pi M_W^2} m_t \left(1 - \frac{m_{H^+}^2}{m_t^2}\right)^2 \frac{\overline{m}_b^2 \tan^2 \beta}{(1 + \Delta_b)^2} [1 + \mathcal{O}(\alpha_s)]. \quad (44)$$

In favorable cases with small m_{H^+} and large $\tan\beta$, the 2HDM branching ratio ($\Delta_b = 0$) may reach values up to $\text{BR}(t \rightarrow bH^+) \simeq 0.3\text{--}0.4$. The SUSY corrections entering through Δ_b can modify the pure 2HDM value substantially.

When the charged Higgs becomes too heavy to appear in the decay of on-shell top quarks, the favored mode of H^+ production is in association with a single top quark. For this mode of production, proper matching is required between the twin-processes gg/bg [58]. The full NLO calculation is also available [59–61], and we use a parametrization of this cross-section for the comparison to experimental results below. The 2HDM cross section is then augmented with the appropriate $\tan\beta$ enhanced corrections proportional to $1/(1 + \Delta_b)^2$.

The decay of the light H^+ proceeds mainly through one of the two channels $H^+ \rightarrow \tau^+\nu_\tau$ which dominates for $\tan\beta \gtrsim 2$, or $H^+ \rightarrow c\bar{s}$, becoming important for smaller $\tan\beta$ values. The $\tan\beta$ -enhanced corrections to $H^+ \rightarrow \tau^+\nu_\tau$ are negligible, since there are no SUSY-QCD corrections to the leptonic final state. Consequently, the width is given simply by

$$\Gamma(H^+ \rightarrow \tau^+\nu_\tau) = \frac{g^2}{32\pi M_W^2} m_{H^+} m_\tau^2 \tan^2 \beta. \quad (45)$$

For a heavier charged Higgs, the decay $H^+ \rightarrow t\bar{b}$ opens up, and quickly overtakes $H^+ \rightarrow \tau^+\nu_\tau$ as the dominant mode. In the large $\tan\beta$ regime, the partial width

$$\Gamma(H^+ \rightarrow t\bar{b}) = \frac{g^2 |V_{tb}|^2 N_c}{32\pi M_W^2} m_{H^+} \left(1 - \frac{m_t^2}{m_{H^+}^2}\right)^2 \frac{\overline{m}_b^2 \tan^2 \beta}{(1 + \Delta_b)^2} [1 + \mathcal{O}(\alpha_s)] \quad (46)$$

is proportional to m_b^2 , and thus affected by SUSY corrections in the same way as $\Gamma(t \rightarrow bH^+)$. For all numerical evaluations of the H^+ branching ratios we use HDECAY [62], which includes both QCD and MSSM corrections in a consistent fashion.

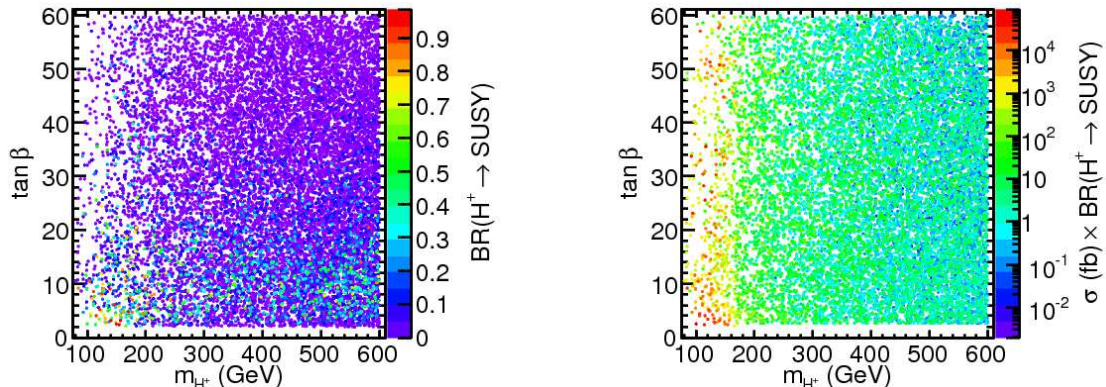


Figure 13: Total branching ratio for H^+ into SUSY particles for the NUHM points, projected on the $(m_{H^+}, \tan \beta)$ plane (left). The branching ratio multiplied by the charged Higgs production cross section (right).

5.1 SUSY decay modes

When allowed by the kinematics, the charged Higgs may decay to SUSY partners of the SM particles. Figure 13 shows the total branching ratio for all SUSY decays of H^+ in the NUHM models. We see that the largest branching ratios are obtained in the intermediate region $\tan \beta = \sqrt{m_t/m_b} \sim 7$, where $\Gamma(H^+ \rightarrow t\bar{b})$ has a minimum, and the detection of charged Higgs through the standard decay channels is most difficult. On the other hand, in the right panel of Fig. 13 we show the branching ratio multiplied with the H^+ production cross section. This result comes out independent of $\tan \beta$.

We expect the main SUSY decay modes to be $H^+ \rightarrow \chi_i^+ \chi_j^0$ [63]. The experimental signatures for these modes depend on the further decay of the sfermions, where leptonic decays are likely to be required to suppress an otherwise overwhelming QCD background. For direct decay into the lightest chargino and the LSP, the final state may contain a single charged lepton and large missing p_T from $\chi_1^+ \rightarrow \chi_1^0 \ell^+ \nu_\ell$. In the case where the charged Higgs decays to heavier charginos or neutralinos, the final state can become more involved. However, a promising generic signature is that based on three charged leptons and missing p_T [64].

For the allowed points in the NUHM models we have verified that the chargino-neutralino decay modes are completely dominating, and that remaining SUSY decays can be neglected. Figure 14 shows the sum of $\sigma \times \text{BR}(H^+ \rightarrow \chi_i^0 \chi_j^+)$ for all chargino-neutralino channels together, with the constraints of section 4 applied. We observe that in particular the direct mass constraints, and the constraints from $b \rightarrow s\gamma$, rule out points with low $m_{\chi_1^0}$ and $m_{\chi_1^+}$, which kinematically would give the highest number of events in the SUSY decay channels. Keeping in mind that Fig. 14 shows only the sum of all chargino-neutralino channels, and that no branching ratio into one lepton or three lepton final states has been applied, the total cross section is of the order of a few 100 fb for the most promising parameter space points allowed by the constraints.

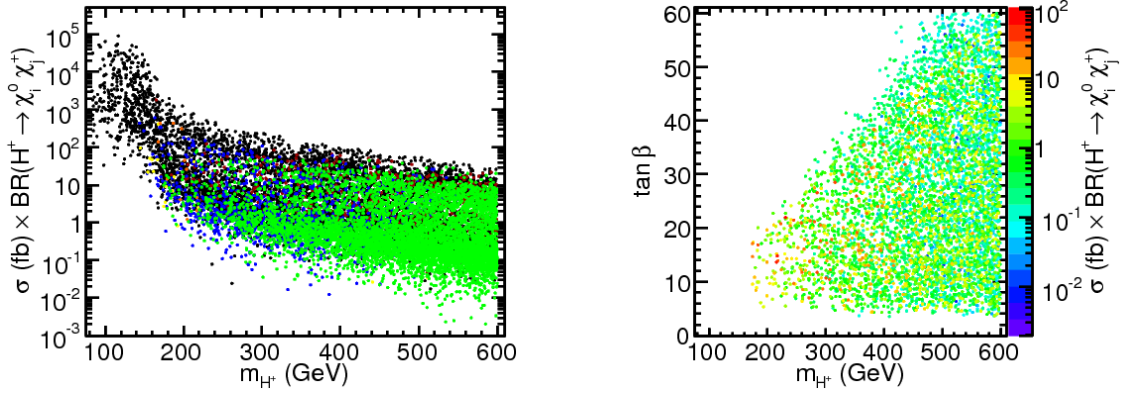


Figure 14: Charged Higgs production cross section times $\text{BR}(H^+ \rightarrow \chi_i^0 \chi_j^+)$, summed over all neutralino and chargino species. Direct and indirect constraint are applied as before. The color coding in the left plot agrees with that in Fig. 11. In the right plot, only points allowed by the constraints are shown, and the color corresponds to $\sigma \times \text{BR}$ (in fb).

5.2 Tevatron results

At the Tevatron, CDF [65, 66] and DØ [67] experiments have searched for light charged Higgs bosons in the decay of top quarks. The searches have been performed both in the $H^+ \rightarrow \tau \nu_\tau$ and $H^+ \rightarrow c \bar{s}$ channels, where the former is of course more interesting in the MSSM. The current best limit in the $H^+ \rightarrow \tau^+ \nu_\tau$ channel is obtained by DØ [67] using 1 fb^{-1} of data. We show the model independent limit on $\text{BR}(t \rightarrow H^+ b)$ from this search in Fig. 15 below, assuming $H^+ \rightarrow \tau^+ \nu_\tau$ saturates the full width of H^+ .

Recently, there has also emerged DØ results on a search for heavy charged Higgs in the $H^+ \rightarrow t \bar{b}$ channel [68], but with limited sensitivity to the 2HDM (II) at this point.

5.3 LHC prospects

The kinematic range of the LHC will allow experiments to search both for light and heavy charged Higgs bosons. As discussed above, a heavy charged Higgs would preferentially decay through $H^+ \rightarrow tb$. However, this channel has proven experimentally challenging. The decay mode of primary interest is therefore $H^+ \rightarrow \tau^+ \nu_\tau$ also when $m_{H^+} > m_t$, even though typically the $\text{BR}(H^+ \rightarrow \tau^+ \nu_\tau) = 10\text{--}15\%$.

To determine the prospects for the LHC experiments to discover the charged Higgs boson in the MSSM models under study, we confront our model points with the experimental reach for a 5σ discovery obtained by ATLAS [69] and CMS [70, 71] through simulations. For both experiments, a full detector simulation is used, and systematic uncertainties are included. The discovery reach is reported for an integrated luminosity of 30 fb^{-1} , corresponding to three years of LHC running at “low luminosity”.

The result for the NUHM model points is presented in Fig. 15, showing the light and heavy m_{H^+} cases separately. For the light m_{H^+} , the bulk of the NUHM points are accessible already with 30 fb^{-1} . Since the points favored by the constraints lie close to the kinematic limit

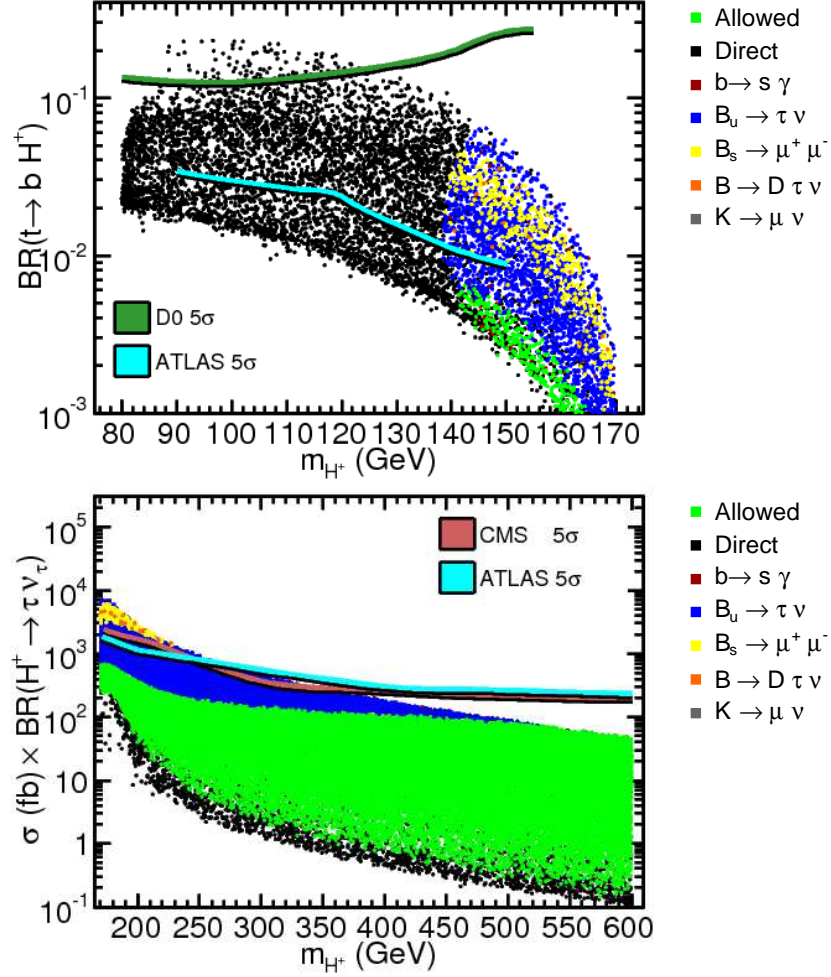


Figure 15: Model-independent experimental discovery contours interleaved with NUHM model points. Color coding corresponds to exclusion by different constraints (see legend) which are explained in the text. Points allowed by the constraints (green) are always displayed in the foreground.

$m_{H^+} \rightarrow m_t - m_b$, dedicated studies are required to carefully evaluate the discovery prospects in this mass region. Figure 15 reveals that the models excluded by the different constraints are also those which have the highest cross section and branching ratio for charged Higgs production. This is simply a result of the universal dependence on $\tan^2 \beta / m_{H^+}^2$ shared by most H^+ observables in the high $\tan \beta$ limit.

Having compared the NUHM models to the experimental discovery reach in a model-independent way, we now consider the interpretation in the $(m_{H^+}, \tan \beta)$ plane. The experimental results [69, 72] are presented in the m_h -max scenario, described in section 3. A comparison between the experimental results and the NUHM points is given in Fig. 16. The ATLAS results in this figure are obtained from a combined discovery contour, whereas the CMS results are reported as two contours for light and heavy H^+ separately. For ATLAS we also include a projected exclusion limit reported at the 2σ level [69]. Figure 16 illustrates even more explicitly than Fig. 15 the correspondence between the region with highest discovery reach for collider experiments and the most powerful exclusion by indirect constraints. As a side remark, it should be mentioned that $m_{H^+} < 135$ GeV are already excluded in the m_h -max scenario, as in the NUHM models, by the direct limit on m_h . The use of m_h -max as a benchmark scenario in this region is therefore somewhat questionable.

5.4 MSSM model dependence

As a final point we discuss the sensitivity of the presented experimental results to the choice of MSSM benchmark scenario. This issue was recently discussed for CMS [72] in the context of m_h -max scenarios with different choices for the μ parameter. For any sub-dominant decay channel of a heavy charged Higgs, such as $H^+ \rightarrow \tau \nu_\tau$, the effects of the bottom Yukawa corrections cancel to a large extent between the production and the decay. To see this, we consider the corrected cross section times the branching ratio

$$\sigma \times \text{BR}(H^+ \rightarrow \tau^+ \nu_\tau) = \frac{\sigma_0}{(1 + \Delta_b)^2} \frac{\Gamma_\tau}{\Gamma_\tau + \frac{\Gamma_{tb}}{(1 + \Delta_b)^2} + \Gamma_X} \simeq \sigma_0 \frac{\Gamma_\tau}{\Gamma} \left\{ 1 - 2\Delta_b \left(1 - \frac{\Gamma_{tb}}{\Gamma} \right) \right\}, \quad (47)$$

where σ_0 is the cross section obtained in the pure 2HDM, Γ_{tb} the uncorrected width for $H^+ \rightarrow t\bar{b}$, and Γ the uncorrected total width. Γ_X refers to any decay mode which is not $\tau^+ \nu_\tau$ or $t\bar{b}$. Equation (47) shows that, when Γ_τ and Γ_X are both small with respect to Γ_{tb} , the combined Δ_b correction in this channel is second order in $\text{BR}(H^+ \rightarrow \tau \nu_\tau)$, therefore typically less than 10–15% even for large values of $|\Delta_b|$.

To assess the model sensitivity of the ATLAS results presented in [69], we evaluate whether the NUHM models could lead to a 5σ discovery of the charged Higgs boson. For each model point, we determine either $\text{BR}(t \rightarrow bH^+)$ or $\sigma(pp \rightarrow tH^+)$ as appropriate for the value of m_{H^+} , followed by the $\text{BR}(H^+ \rightarrow \tau^+ \nu_\tau)$. This is done both with the MSSM Δ_b corrections applied, and for a fixed $\Delta_b = 0$ corresponding to a pure 2HDM (II) with the same values for $(m_{H^+}, \tan \beta)$. We then compare the two numbers obtained to what is required for charged Higgs discovery with 30 fb^{-1} according to the model independent discovery contour presented in Fig. 15. In Fig. 17 we show the result of this comparison. Points for which the cross section

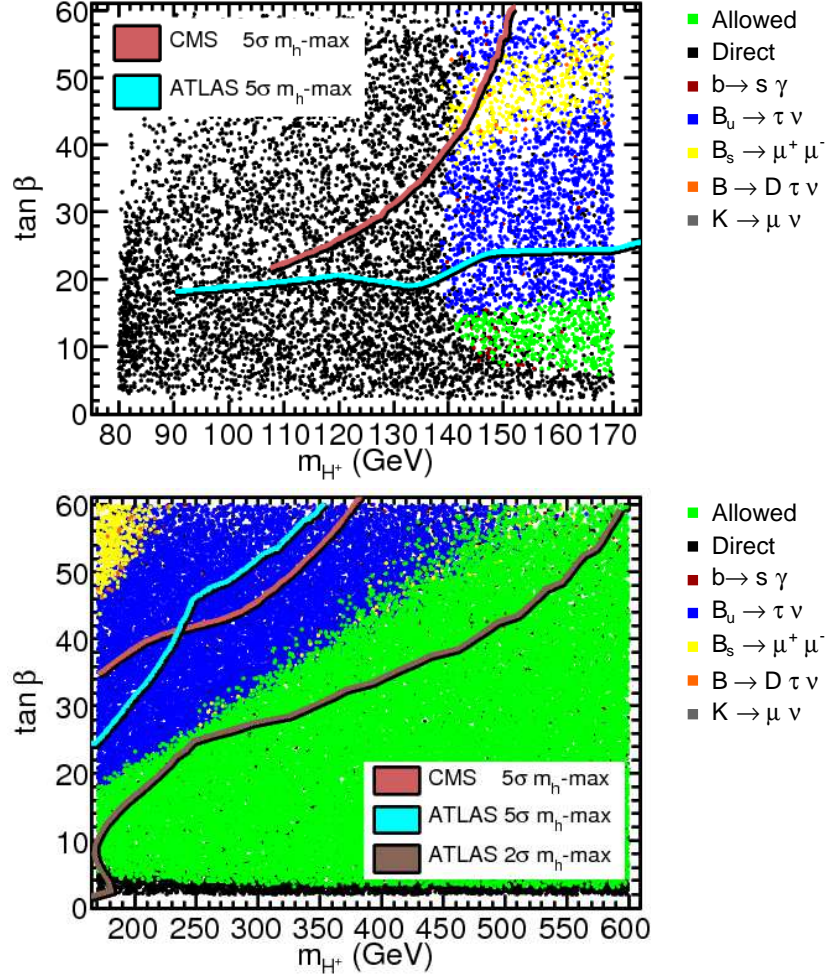


Figure 16: Experimental discovery contours for the m_h -max scenario, interleaved with NUHM model points projected on the $(m_{H^+}, \tan \beta)$ plane. Color coding corresponds to exclusion by different constraints (see legend) which are explained in the text. Points allowed by the constraints (green) are drawn in the foreground.

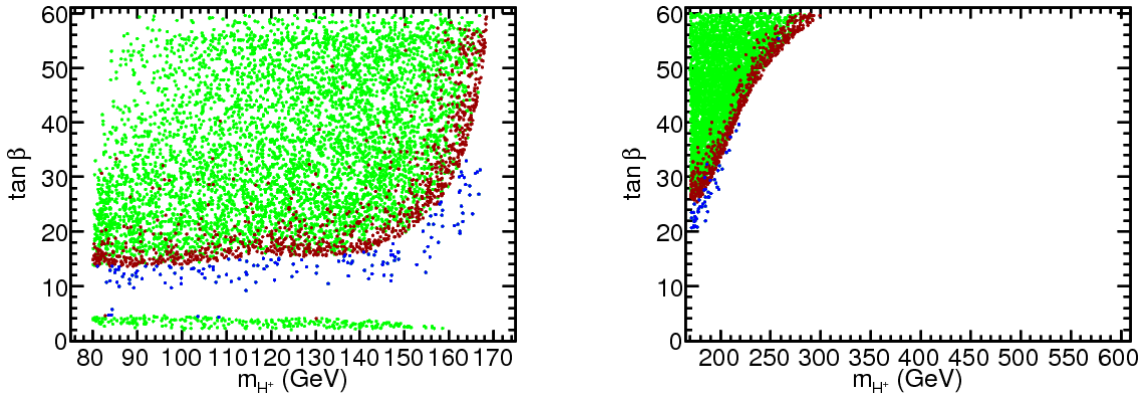


Figure 17: Sensitivity of ATLAS discovery potential to Δ_b corrections. Points correspond to NUHM models which can be discovered (green), which can be discovered only because of $\Delta_b < 0$ corrections (blue), and points which cannot be discovered because of $\Delta_b > 0$ corrections (red).

(branching ratio) is large enough for a 5σ discovery with the standard Δ_b corrections included are shown in green.* The subset of green points which would not be discovered with $\Delta_b = 0$ are shown in blue. Finally, points which are hidden from discovery because of the Δ_b correction are shown in red. The red points are such that they would be accessible with $\Delta_b = 0$.

As seen from the left plot in Fig. 17, the $\text{BR}(t \rightarrow bH^+)$ can be altered quite significantly by Δ_b corrections, resulting in a pronounced MSSM model dependence. There exist (red) points for such high values as $\tan\beta = 50$ which do not allow a 5σ charged Higgs discovery. These points have large values of $\Delta_b \simeq 1$, thus correspond to large and positive μ . In the NUHM models at high $\tan\beta$, the resulting distribution of theoretically allowed points is not uniform in μ , but has a bias towards positive values. This model effect explains the dominance in number of red over blue points in Fig. 17.

For a heavy charged Higgs the conclusion is different, as seen from the right plot of Fig. 17. As expected from Eq. (47), the dependence on Δ_b is much milder for this case, resulting in a more concentrated distribution of red points. The experimental discovery contour is therefore fairly stable with respect to Δ_b variations. The absence of blue points at high $\tan\beta$ again results from the model preference for positive μ in this region.

6 Summary and Conclusions

Charged Higgs bosons are of special interest since they can provide definite signatures for physics beyond the Standard Model. In this paper we have analyzed the charged Higgs phenomenology in the constrained MSSM and in models with non-universal Higgs masses.

*Since we extrapolate the discovery contour in Fig. 15 above $m_{H^+} = 150$ GeV, the distribution in Fig. 17 of points allowing a 5σ discovery does not exactly follow the ATLAS contour of Fig. 16 in this mass region. This visual difference is of no importance to our conclusions.

To investigate the experimental prospects for charged Higgs discovery, we have first examined direct and indirect constraints from a fairly complete set of flavor physics observables, calculated with the publicly available program SuperIso [23]. We used results from $b \rightarrow s\gamma$, $B_u \rightarrow \tau\nu_\tau$, $B \rightarrow D\tau\nu_\tau$, $B_s \rightarrow \mu^+\mu^-$, and $K \rightarrow \mu\nu_\mu$ transitions, together with the muon $(g-2)$ and cosmological constraints. In this manner we have identified the allowed regions for m_{H^\pm} and $\tan\beta$ at 95% C.L. The combined constraints from the flavor observables exclude the region with low m_{H^\pm} and large $\tan\beta$. In the CMSSM, the lowest allowed value for m_{H^\pm} is found to be of the order $m_{H^\pm} \gtrsim 400$ GeV, while $m_{H^\pm} \simeq 135$ GeV is still not excluded in the NUHM models.

It is important not to over-interpret the limits obtained using indirect observables. We have shown explicitly, that the results from $B_u \rightarrow \tau\nu_\tau$ in particular are subject to large uncertainties from the determination of $|V_{ub}|$. Likewise, the results obtained from $K \rightarrow \mu\nu_\mu$ are highly dependent on the value of f_K/f_π from lattice QCD. Improvements in the measurements of B physics observables, especially the $B_u \rightarrow \tau\nu_\tau$ and $B \rightarrow D\tau\nu_\tau$ branching ratios, would certainly be welcome and serve to refine the situation.

We compared the MSSM models, with the constraints applied, to the projected experimental sensitivities of ATLAS and CMS in the main charged Higgs discovery channels. This comparison illustrates that most of the indirect constraints are relevant in the same parameter space regions where the charged Higgs is most easily produced at the LHC. We have also considered the interpretation of the discovery potential in specific NUHM models. For $m_{H^\pm} < m_t$, we find a possibly large sensitivity to the MSSM benchmark scenario through corrections to the bottom Yukawa coupling, while this effect cancels to a large degree for the channel $H^\pm \rightarrow \tau^\pm\nu_\tau$ when $m_{H^\pm} > m_t$.

This study can easily be extended to scenarios with other mechanisms than gravity mediated supersymmetry breaking. More interesting would be to consider the MSSM beyond minimal flavor violation, also including effects of \mathcal{CP} -violation, or to carry over constraints on charged Higgs bosons to models with enlarged Higgs sectors like the NMSSM [73]. On the one hand, the room for charged Higgs bosons to exist with sizable couplings at lower masses would certainly be larger in extended models. Conversely, the early discovery of a charged Higgs boson at the LHC would be an indication of a non-minimal model being realized in nature.

Acknowledgments

We thank Gunnar Ingelman and Johan Rathsman for reading the manuscript, and for their useful comments and suggestions. We are also grateful to Martin Flechl and Elias Coniavitis for interesting discussions on charged Higgs boson searches.

References

- [1] A. K. Grant, *The Heavy top quark in the two Higgs doublet model*, *Phys. Rev.* **D51** (1995) 207–217 [[hep-ph/9410267](#)].

- [2] K. Cheung and O. C. W. Kong, *Can the two-Higgs-doublet model survive the constraint from the muon anomalous magnetic moment as suggested?*, *Phys. Rev.* **D68** (2003) 053003 [[hep-ph/0302111](#)].
- [3] A. Wahab El Kaffas, P. Osland and O. M. Ogreid, *Constraining the Two-Higgs-Doublet-Model parameter space*, *Phys. Rev.* **D76** (2007) 095001 [[arXiv:0706.2997](#)].
- [4] M. S. Carena, A. Menon, R. Noriega-Papaqui, A. Szynekman and C. E. M. Wagner, *Constraints on B and Higgs physics in minimal low energy supersymmetric models*, *Phys. Rev.* **D74** (2006) 015009 [[hep-ph/0603106](#)].
- [5] J. R. Ellis, S. Heinemeyer, K. A. Olive and G. Weiglein, *Light Heavy MSSM Higgs Bosons at Large $\tan\beta$* , *Phys. Lett.* **B653** (2007) 292–299 [[arXiv:0706.0977](#)].
- [6] G. Barenboim, P. Paradisi, O. Vives, E. Lunghi and W. Porod, *Light charged Higgs at the beginning of the LHC era*, *JHEP* **04** (2008) 079 [[arXiv:0712.3559](#)].
- [7] J. F. Gunion, H. E. Haber, G. Kane and S. Dawson, *The Higgs Hunter's Guide*. Perseus Publishing, Cambridge (MA), 1990.
- [8] M. S. Carena, M. Olechowski, S. Pokorski and C. E. M. Wagner, *Electroweak symmetry breaking and bottom - top Yukawa unification*, *Nucl. Phys.* **B426** (1994) 269–300 [[hep-ph/9402253](#)].
- [9] L. J. Hall, R. Rattazzi and U. Sarid, *Top quark mass in supersymmetric $SO(10)$ unification*, *Phys. Rev. D* **50** (1994) 7048–7065.
- [10] M. Carena, D. Garcia, U. Nierste and C. E. M. Wagner, *Effective Lagrangian for the $\bar{t}bH^+$ interaction in the MSSM and charged Higgs phenomenology*, *Nucl. Phys.* **B577** (2000) 88–120 [[hep-ph/9912516](#)].
- [11] A. J. Buras, P. H. Chankowski, J. Rosiek and L. Slawianowska, *$\Delta M_{d,s}$, $B_{d,s}^0 \rightarrow \mu^+\mu^-$ and $B \rightarrow X_s\gamma$ in supersymmetry at large $\tan\beta$* , *Nucl. Phys.* **B659** (2003) 3 [[hep-ph/0210145](#)].
- [12] G. D'Ambrosio, G. F. Giudice, G. Isidori and A. Strumia, *Minimal flavour violation: An effective field theory approach*, *Nucl. Phys.* **B645** (2002) 155–187 [[hep-ph/0207036](#)].
- [13] E. Braaten and J. P. Leveille, *Higgs boson decay and the running mass*, *Phys. Rev.* **D22** (1980) 715.
- [14] D. Noth and M. Spira, *MSSM Higgs Couplings to Bottom Quarks: Two-Loop Corrections*, [arXiv:0808.0087](#).
- [15] B. C. Allanach, *SOFTSUSY: A C++ program for calculating supersymmetric spectra*, *Comput. Phys. Commun.* **143** (2002) 305–331 [[hep-ph/0104145](#)].

- [16] M. S. Carena, S. Heinemeyer, C. E. M. Wagner and G. Weiglein, *Suggestions for improved benchmark scenarios for Higgs-boson searches at LEP2*, hep-ph/9912223.
- [17] F. Mahmoudi, *New constraints on supersymmetric models from $b \rightarrow s\gamma$* , *JHEP* **12** (2007) 026 [arXiv:0710.3791].
- [18] F. Domingo and U. Ellwanger, *Updated Constraints from B Physics on the MSSM and the NMSSM*, *JHEP* **12** (2007) 090 [arXiv:0710.3714].
- [19] J. R. Ellis, S. Heinemeyer, K. A. Olive, A. M. Weber and G. Weiglein, *The Supersymmetric Parameter Space in Light of B-physics Observables and Electroweak Precision Data*, *JHEP* **08** (2007) 083 [arXiv:0706.0652].
- [20] S. Heinemeyer, X. Miao, S. Su and G. Weiglein, *B-Physics Observables and Electroweak Precision Data in the CMSSM, mGMSB and mAMSB*, arXiv:0805.2359.
- [21] B. C. Allanach, M. J. Dolan and A. M. Weber, *Global Fits of the Large Volume String Scenario to WMAP5 and Other Indirect Constraints Using Markov Chain Monte Carlo*, arXiv:0806.1184 [hep-ph].
- [22] F. Mahmoudi, *SuperIso: A program for calculating the isospin asymmetry of $B \rightarrow K^*\gamma$ in the MSSM*, *Comput. Phys. Commun.* **178** (2008) 745–754 [arXiv:0710.2067].
<http://www3.tsl.uu.se/~nazila/superiso/>.
- [23] F. Mahmoudi, *SuperIso v2.3: A program for calculating flavor physics observables in Supersymmetry*, arXiv:0808.3144.
- [24] G. Bélanger, F. Boudjema, A. Pukhov and A. Semenov, *micrOMEGAs2.0: A program to calculate the relic density of dark matter in a generic model*, *Comput. Phys. Commun.* **176** (2007) 367–382 [hep-ph/0607059].
- [25] G. Bélanger, F. Boudjema, A. Pukhov and A. Semenov, *Dark matter direct detection rate in a generic model with micrOMEGAs2.1*, arXiv:0803.2360.
- [26] **Particle Data Group** Collaboration, C. Amsler *et. al.*, *Review of particle physics*, *Phys. Lett.* **B667** (2008) 1.
- [27] **ALEPH** Collaboration, S. Schael *et. al.*, *Search for neutral MSSM Higgs bosons at LEP*, *Eur. Phys. J.* **C47** (2006) 547–587 [hep-ex/0602042].
- [28] B. C. Allanach, A. Djouadi, J. L. Kneur, W. Porod and P. Slavich, *Precise determination of the neutral Higgs boson masses in the MSSM*, *JHEP* **09** (2004) 044 [hep-ph/0406166].
- [29] D. Eriksson, S. Hesselbach and J. Rathsmann, *Associated charged Higgs and W boson production in the MSSM at the CERN Large Hadron Collider*, *Eur. Phys. J.* **C53** (2008) 267–280 [hep-ph/0612198].

- [30] The Tevatron Electroweak Working Group for the CDF and D0 Collaborations, *Combination of CDF and D0 Results on the Mass of the Top Quark*, [arXiv:0808.1089](#).
- [31] M. Misiak and M. Steinhauser, *NNLO QCD corrections to the $\bar{B} \rightarrow X_s \gamma$ matrix elements using interpolation in m_c* , *Nucl. Phys.* **B764** (2007) 62–82 [[hep-ph/0609241](#)].
- [32] T. Becher and M. Neubert, *Analysis of $Br(B \rightarrow X_s \gamma)$ at NNLO with a cut on photon energy*, *Phys. Rev. Lett.* **98** (2007) 022003 [[hep-ph/0610067](#)].
- [33] P. Gambino and P. Giordano, *Normalizing inclusive rare B decays*, [arXiv:0805.0271](#).
- [34] **Heavy Flavor Averaging Group (HFAG)** Collaboration, E. Barberio *et. al.*, *Averages of b-hadron and c-hadron Properties at the End of 2007*, [arXiv:0808.1297](#).
- [35] M. R. Ahmady and F. Mahmoudi, *Constraints on the mSUGRA parameter space from NLO calculation of isospin asymmetry in $B \rightarrow K^* \gamma$* , *Phys. Rev.* **D75** (2007) 015007 [[hep-ph/0608212](#)].
- [36] A. L. Kagan and M. Neubert, *Isospin breaking in $B \rightarrow K^* \gamma$ decays*, *Phys. Lett.* **B539** (2002) 227–234 [[hep-ph/0110078](#)].
- [37] **The BABAR** Collaboration, . B. Aubert, *Measurement of Branching Fractions and CP and Isospin Asymmetries in $B \rightarrow K^* \gamma$* , [arXiv:0808.1915](#).
- [38] **BELLE** Collaboration, M. Nakao *et. al.*, *Measurement of the $B \rightarrow K^* \gamma$ branching fractions and asymmetries*, *Phys. Rev.* **D69** (2004) 112001 [[hep-ex/0402042](#)].
- [39] W.-S. Hou, *Enhanced charged Higgs boson effects in $B^- \rightarrow \tau \bar{\nu}$, $\mu \bar{\nu}$ and $b \rightarrow \tau \bar{\nu} + X$* , *Phys. Rev.* **D48** (1993) 2342–2344.
- [40] A. G. Akeroyd and S. Recksiegel, *The effect of H^\pm on $B^\pm \rightarrow \tau^\pm \nu_\tau$ and $B^\pm \rightarrow \mu^\pm \nu_\mu$* , *J. Phys.* **G29** (2003) 2311–2317 [[hep-ph/0306037](#)].
- [41] V. Lubicz and C. Tarantino, *Flavour physics and Lattice QCD: averages of lattice inputs for the Unitarity Triangle Analysis*, [arXiv:0807.4605](#).
- [42] B. Grzadkowski and W.-S. Hou, *Solutions to the B meson semileptonic branching ratio puzzle within two Higgs doublet models*, *Phys. Lett.* **B272** (1991) 383–390.
- [43] U. Nierste, S. Trine and S. Westhoff, *Charged-Higgs effects in a new $B \rightarrow D \tau \nu$ differential decay distribution*, *Phys. Rev.* **D78** (2008) 015006 [[arXiv:0801.4938](#)].
- [44] J. F. Kamenik and F. Mescia, *$B \rightarrow D \tau \nu$ Branching Ratios: Opportunity for Lattice QCD and Hadron Colliders*, *Phys. Rev.* **D78** (2008) 014003 [[arXiv:0802.3790](#)].
- [45] **BABAR** Collaboration, B. Aubert *et. al.*, *Observation of the Semileptonic Decays $B \rightarrow D^* \tau \bar{\nu}$ and Evidence for $B \rightarrow D \tau \bar{\nu}$* , *Phys. Rev. Lett.* **100** (2008) 021801 [[arXiv:0709.1698](#)].

- [46] C. Bobeth, T. Ewerth, F. Kruger and J. Urban, *Analysis of neutral Higgs-boson contributions to the decays $\bar{B}_s \rightarrow l^+ l^-$ and $\bar{B} \rightarrow K l^+ l^-$* , *Phys. Rev.* **D64** (2001) 074014 [[hep-ph/0104284](#)].
- [47] **CDF** Collaboration, T. Aaltonen *et. al.*, *Search for $B_s \rightarrow \mu^+ \mu^-$ and $B_d \rightarrow \mu^+ \mu^-$ Decays with 2 fb^{-1} of $p\bar{p}$ Collisions*, *Phys. Rev. Lett.* **100** (2008) 101802 [[arXiv:0712.1708](#)].
- [48] **FlaviaNet Working Group on Kaon Decays** Collaboration, M. Antonelli *et. al.*, *Precision tests of the Standard Model with leptonic and semileptonic kaon decays*, [arXiv:0801.1817](#).
- [49] **HPQCD** Collaboration, E. Follana, C. T. H. Davies, G. P. Lepage and J. Shigemitsu, *High Precision determination of the π , K , D and D_s decay constants from lattice QCD*, *Phys. Rev. Lett.* **100** (2008) 062002 [[arXiv:0706.1726](#)].
- [50] M. Creutz, *Why rooting fails*, *PoS LAT2007* (2007) 007 [[arXiv:0708.1295](#)].
- [51] **RBC and UKQCD** Collaboration, C. Allton *et. al.*, *2+1 flavor domain wall QCD on a $(2 \text{ fm})^3$ lattice: light meson spectroscopy with $L_s = 16$* , *Phys. Rev.* **D76** (2007) 014504 [[hep-lat/0701013](#)].
- [52] **Muon G-2** Collaboration, G. W. Bennett *et. al.*, *Final report of the muon E821 anomalous magnetic moment measurement at BNL*, *Phys. Rev.* **D73** (2006) 072003 [[hep-ex/0602035](#)].
- [53] J. P. Miller, E. de Rafael and B. L. Roberts, *Muon $g-2$: Review of Theory and Experiment*, *Rept. Prog. Phys.* **70** (2007) 795 [[hep-ph/0703049](#)].
- [54] F. Feroz *et. al.*, *Bayesian Selection of $\text{sign}(\mu)$ within $m\text{SUGRA}$ in Global Fits Including WMAP5 Results*, [arXiv:0807.4512](#).
- [55] **WMAP** Collaboration, E. Komatsu *et. al.*, *Five-Year Wilkinson Microwave Anisotropy Probe (WMAP) Observations: Cosmological Interpretation*, [arXiv:0803.0547](#).
- [56] N. Baro, F. Boudjema and A. Semenov, *Full one-loop corrections to the relic density in the MSSM: A few examples*, *Phys. Lett.* **B660** (2008) 550–560 [[arXiv:0710.1821](#)].
- [57] A. Arbey and F. Mahmoudi, *SUSY constraints from relic density: high sensitivity to pre-BBN expansion rate*, [arXiv:0803.0741](#).
- [58] J. Alwall and J. Rathsman, *Improved description of charged Higgs boson production at hadron colliders*, *JHEP* **12** (2004) 050 [[hep-ph/0409094](#)].
- [59] S.-h. Zhu, *Complete next-to-leading order QCD corrections to charged Higgs boson associated production with top quark at the CERN Large Hadron Collider*, *Phys. Rev.* **D67** (2003) 075006 [[hep-ph/0112109](#)].

- [60] T. Plehn, *Charged Higgs boson production in bottom gluon fusion*, *Phys. Rev.* **D67** (2003) 014018 [[hep-ph/0206121](#)].
- [61] E. L. Berger, T. Han, J. Jiang and T. Plehn, *Associated production of a top quark and a charged Higgs boson*, *Phys. Rev.* **D71** (2005) 115012 [[hep-ph/0312286](#)].
- [62] A. Djouadi, J. Kalinowski and M. Spira, *HDECAY: A program for Higgs boson decays in the standard model and its supersymmetric extension*, *Comput. Phys. Commun.* **108** (1998) 56–74 [[hep-ph/9704448](#)].
- [63] M. Bisset, M. Guchait and S. Moretti, *Signatures of MSSM charged Higgs bosons via chargino neutralino decay channels at the LHC*, *Eur. Phys. J.* **C19** (2001) 143–154 [[hep-ph/0010253](#)].
- [64] M. Bisset, F. Moortgat and S. Moretti, *Trilepton + top signal from chargino neutralino decays of MSSM charged Higgs bosons at the LHC*, *Eur. Phys. J.* **C30** (2003) 419–434 [[hep-ph/0303093](#)].
- [65] **CDF** Collaboration, A. Abulencia *et. al.*, *Search for charged Higgs bosons from top quark decays in $p\bar{p}$ collisions at $\sqrt{s} = 1.96\text{-TeV}$* , *Phys. Rev. Lett.* **96** (2006) 042003 [[hep-ex/0510065](#)].
- [66] **CDF** Collaboration, *A search for charged Higgs in lepton + jets $t\bar{t}$ events using 2.2 fb^{-1} of CDF data*, 2008. CDF note 9322.
- [67] **DØ** Collaboration, *A search for charged Higgs bosons in $t\bar{t}$ events*, 2008. DØ Note 5715-CONF.
- [68] **DØ** Collaboration, V. M. Abazov *et. al.*, *Search for charged Higgs bosons decaying to top and bottom quarks in $p\bar{p}$ collisions*, [arXiv:0807.0859](#).
- [69] **ATLAS** Collaboration, *ATLAS Search for the Charged MSSM Higgs Boson*, Talk given at SUSY08 (2008); *Search for MSSM Higgs with ATLAS and CMS*, Talk given at DIS2008 (2008).
- [70] M. Baarmand, M. Hashemi and A. Nikitenko, *Light charged Higgs discovery potential of CMS in the $H^+ \rightarrow \tau\nu_\tau$ decay with single lepton trigger*, *J. Phys.* **G32** (2006) N21, CMS-NOTE-2006-056.
- [71] R. Kinnunen, *Search for the Heavy Charged MSSM Higgs bosons with the $H^\pm \rightarrow \tau^\pm\nu_\tau$ Decay Mode in Fully Hadronic Final State*, 2006. CMS-NOTE-2006-100.
- [72] M. Hashemi, S. Heinemeyer, R. Kinnunen, A. Nikitenko and G. Weiglein, *Charged Higgs Bosons in the MSSM at CMS: Discovery Reach and Parameter Dependence*, [arXiv:0804.1228](#).
- [73] A. G. Akeroyd, A. Arhrib and Q.-S. Yan, *Charged Higgs bosons in the Next-to MSSM (NMSSM)*, *Eur. Phys. J.* **C55** (2008) 653–665 [[arXiv:0712.3933](#)].