

Is there an upper limit to black hole masses?

Priyamvada Natarajan^{1,2,3} and Ezequiel Treister⁴

¹ *Department of Astronomy, Yale University, P. O. Box 208101, New Haven, CT 06511-208101, USA*

² *Department of Physics, Yale University, P. O. Box 208120, New Haven, CT 06520-208120, USA*

³ *Radcliffe Institute for Advanced Study, Harvard University, 10 Garden Street, Cambridge, MA 02138, USA*

⁴ *European Southern Observatory, Casilla 19001, Santiago 19, Chile*

31 August 2008

ABSTRACT

We make a case for the existence for ultra-massive black holes (UMBHs) in the Universe, but argue that there exists a likely upper limit to black hole masses of the order of $M \sim 10^{10} M_{\odot}$. We show that there are three strong lines of argument that predicate the existence of UMBHs: (i) expected as a natural extension of the observed black hole mass bulge luminosity relation, when extrapolated to the bulge luminosities of bright central galaxies in clusters; (ii) new predictions for the mass function of seed black holes at high redshifts predict that growth via accretion or merger-induced accretion inevitably leads to the existence of rare UMBHs at late times; (iii) the local mass function of black holes computed from the observed X-ray luminosity functions of active galactic nuclei predict the existence of a high mass tail in the black hole mass function at $z = 0$. Consistency between the optical and X-ray census of the local black hole mass function requires an upper limit to black hole masses. This consistent picture also predicts that the slope of the $M_{\text{bh}}-\sigma$ relation will evolve with redshift at the high mass end. Models of self-regulation that explain the co-evolution of the stellar component and nuclear black holes naturally provide such an upper limit. The combination of multi-wavelength constraints predicts the existence of UMBHs and simultaneously provides an upper limit to their masses. The typical hosts for these local UMBHs are likely the bright, central cluster galaxies in the nearby Universe.

Key words: Galaxies: evolution, active, nuclei. X-rays: galaxies.

1 INTRODUCTION

Observations of black hole demographics locally is increasingly providing a strong constraint on models that explain the assembly and growth of black holes in the Universe. The existence of a tight relation between the velocity dispersion of bulges and the mass of the central black hole has been reported by several authors (Merritt & Ferrarese 2001; Tremaine et al. 2002; Gebhardt et al. 2003). This correlation is tighter than that between the luminosity of the bulge and the mass of the central black hole (Magorrian et al. 1998). The physical processes that set up this correlation are not fully understood at the present time, although there are several proposed explanations that involve the regulation of star formation with black hole growth and assembly in galactic nuclei (Haehnelt, Natarajan & Rees 1998; Natarajan & Sigurdsson 1998; Silk & Rees 1999; Murray, Quataert and Thompson 2004; King 2005).

UMBHs¹ ought to exist: Bernardi et al. (2006) show that the high velocity dispersion tail of the velocity distribution function of early-type galaxies constructed from the Sloan Digital Sky Survey (SDSS) had been under-estimated in earlier work suggestive of a corresponding high mass tail for the central black hole masses hosted in these nuclei. As first argued by Lauer et al. (2007a) and subsequently by Bernardi et al. (2007) and Tundo et al. (2007), even when the scatter in the observed $M_{\text{bh}}-\sigma$ correlation is taken into account it predicts fewer massive black holes compared to the $M_{\text{bh}}-L_{\text{bulge}}$ relation. While Bernardi et al. (2007) argue that this is due to the fact that the $\sigma-L_{\text{bulge}}$ relation in currently available samples is inconsistent with the SDSS sample from which the distributions of L_{bulge} or σ are based. From an early-type galaxy sample observed by HST, Lauer et al. (2007b) argue that the relation between $M_{\text{bh}}-L_{\text{bulge}}$ is likely the preferred one for BCGs (Brightest Cluster Galaxies) consistent with the harboring of UMBHs as evidenced by their

Recent work by several authors has suggested that

¹ Black holes with masses in excess of $5 \times 10^9 M_{\odot}$ are hereafter referred to as UMBHs.

large core sizes. The fact that the high mass end of the observed local black hole mass function is likely biased is a proposal that derives from optical data. Deriving the mass functions of accreting black holes from optical quasars in the Sloan Digital Sky Survey Data Release 3 (SDSS DR3), Vestergaard et al. (2008) also find evidence for UMBHs in the redshift range $0.3 \leq z \leq 5$.

In this paper, we show that UMBHs exist using X-ray and bolometric AGN luminosity functions and for consistency with local observations of the BH mass density, an upper limit to their masses is required. To probe the high mass end of the BH mass function, in earlier works the AGN luminosity functions were simply extrapolated. This turns out to be inconsistent with local estimates of the BH mass function. Here we focus on the high mass end of the predicted local black hole mass function, i.e. extrapolation of the $M_{\text{bh}} - \sigma$ relation to higher velocity dispersions and demonstrate that a self-limiting cut-off in the masses to which BHs grow at every epoch reconciles the X-ray and optical views.

The outline of this paper is as follows: in Section 2, we briefly summarise the current observational census of black holes at high and low redshift including constraints from X-ray AGN. The pathways to grow UMBHs are described in Section 3. Derivation of the local black hole mass function from the X-ray luminosity functions of AGN is presented in Section 4. The argument for the existence of an upper limit to black hole masses from various lines of evidence is presented in Section 5; the prospects for detection of this population is presented in Section 6 followed by conclusions and discussion. We adopt a cosmological model that is spatially flat with $\Omega_{\text{matter}} = 0.3$; $H_0 = 70 \text{ km s}^{-1}/\text{Mpc}$.

2 STATUS OF CURRENT CENSUS OF BLACK HOLES AT HIGH AND LOW REDSHIFT

The demography of local galaxies suggests that every galaxy hosts a quiescent supermassive black hole (SMBH) at the present time and the properties of the black hole are correlated with those of the host. In particular, observational evidence points to the existence of a strong correlation between the mass of the central black hole and the velocity dispersion of the host spheroid (Tremaine et al. 2002; Merritt & Ferrarese 2001, Gebhardt et al. 2002) in nearby galaxies. This correlation strongly suggests coeval growth of the black hole and the stellar component via likely regulation of the gas supply in galactic nuclei (Silk & Rees 1999; Kauffmann & Haehnelt 2000; Cattaneo 2001; Bromley, Somerville & Fabian 2004; King 2003; Murray, Quataert & Thompson 2005; Sazonov et al. 2005; Begelman & Nath 2005; Alexander et al. 2005).

Black hole growth is primarily powered by gas accretion (Lynden-Bell 1969) and accreting black holes that are optically bright are detected as quasars. The build-up of SMBHs is likely to have commenced at extremely high redshifts. Indeed, optically bright quasars have now been detected at $z > 6$ (e.g., Fan et al. 2001a, 2003) in the SDSS. There are also indications that high redshift quasar hosts are strong sources of dust emission (Omont et al. 2001; Cox et al. 2002; Carilli et al. 2002; Walter et al. 2003; Reuland et al. 2004), suggesting that quasars were common in massive galaxies at a time when galaxies were undergoing copious star for-

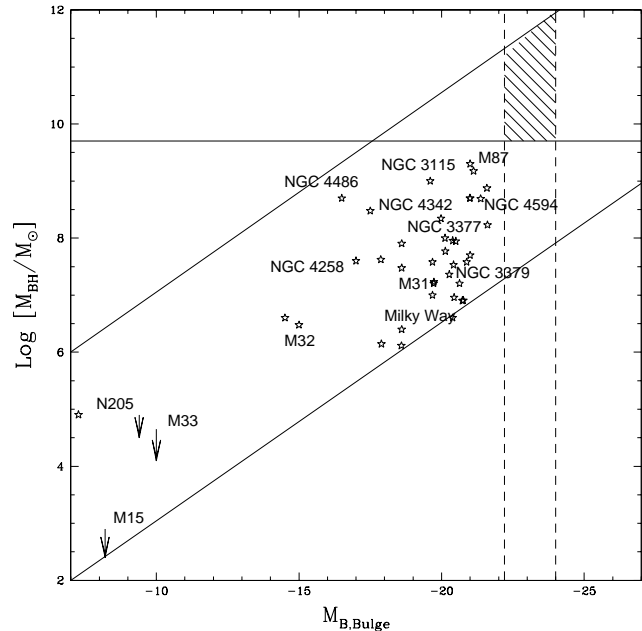


Figure 1. Relation between the inferred black hole mass vs. the total bulge luminosity; data taken from Magorrian et al. (1998); Ho (1998) and Gebhardt et al. (2002). The vertical dashed lines indicate the typical luminosity of cD galaxies and the hatched region is the parameter space for finding UMBHs.

mation. The growth spurts of SMBHs are also detected in the X-ray waveband. The summed emission from these AGN generates the cosmic X-ray Background (XRB), and its spectrum suggests that most black-hole growth is optically obscured (Fabian 1999; di Matteo et al. 1999; Mushotzky et al. 2000; Hasinger et al. 2001; Barger et al. 2003; Barger et al. 2005; Worsley et al. 2005). There are clear examples of obscured black-hole growth in the form of ‘Type-2’ quasars, and the detected numbers are in agreement with some recent XRB models (Treister & Urry 2005; Gilli et al. 2007) and have the expected luminosity dependence of the obscured fraction. Additionally, there is tantalizing recent evidence from infra-red (IR) studies that dust-obscured accretion is ubiquitous (Martinez-Sansigre et al. 2005, 2007). At present it is unknown what fraction of the total mass growth occurs in such an optically dim phase as a function of redshift.

The build-up of BH mass in the Universe has been traced using optical quasar activity. The current phenomenological approach to understanding the assembly of SMBHs involves optical data from both high and low redshifts. These data are used to construct a consistent picture that fits within the larger framework of the growth and evolution of structure in the Universe (Haehnelt, Natarajan & Rees 1998; Haiman & Loeb 1998; Kauffmann & Haehnelt 2000, 2002; Wyithe & Loeb 2002; Volonteri et al. 2003; Di Matteo et al. 2003; Steed & Weinberg 2004).

Black hole accretion histories derived from the quasar luminosity function (e.g. Soltan 1982; Haehnelt, Natarajan & Rees 1998; Salucci et al. 1999; Yu & Tremaine 2002; Marconi et al. 2004; Shankar et al. 2004; Merloni et al. 2004), synthesis models of the XRB (e.g. Comastri et al. 1995; Gilli

et al. 1999; Elvis et al. 2002; Ueda et al. 2003; Barger et al. 2005; Treister & Urry 2005; Gilli et al. 2007), and observations of accretion rates in quasars at different redshifts (Vestergaard 2004; McLure & Dunlop 2004) and composite models (Hopkins et al. 2005b; 2006a; 2006b) suggest that supermassive black holes spend most of their lives in a low efficiency, low accretion rate state. In fact, only a small fraction of the SMBHs lifetime is spent in the optically bright quasar phase, although the bulk of the mass growth occurs during these epochs. In this paper, we examine the consequences of such an accretion history for the high mass end of the local black hole mass function.

Surveys at X-ray energies allow us to obtain a more complete view of the AGN population, as they cover a broader range in luminosity and are simultaneously less affected by biases due to obscuration. While optical surveys of quasars, like the SDSS or 2dF, are used to obtain a large sample of unobscured and high-luminosity sources, it is with X-ray surveys that the obscured low-luminosity population can be well traced. In particular, surveys at hard X-ray energies, 2–10 keV, are almost free of selection effects up to columns of $N_H \sim 10^{23} \text{ cm}^{-2}$. In the work of Ueda et al. (2003) the AGN X-ray luminosity function is computed based on a sample of ~ 250 sources observed with various X-ray satellites. One of the important conclusions of this paper is the confirmation of a luminosity-dependent density evolution, in the sense that lower luminosity sources peak at lower redshifts, $z < 1$, while only the high luminosity sources are significantly more abundant at $z \sim 2$, as observed in optical quasar surveys (e.g., Boyle et al. 2000). Additionally, using this X-ray luminosity function and evolution it was possible for Ueda et al. (2003) to convincingly account for the observed properties of the extragalactic XRB.

Extending the argument presented by Soltan (1982) to the X-ray wave-band, AGN activity can be used to trace the history of mass accretion onto supermassive black holes (Fabian & Iwasawa 1999). Marconi et al. (2004) and Shankar et al. (2004) used the luminosity function of Ueda et al. (2003) to calculate the spatial density of supermassive black holes inferred from AGN activity and compared that with observations. These authors reported in general a good agreement between observations and the density inferred from AGN relics, suggesting that there is little or no room for further obscured accretion, once Compton thick AGN are properly accounted for. A similar conclusion was also obtained by Barger et al. (2005) from an independently determination of the luminosity function, thus confirming this result.

3 PATHWAYS FOR GROWING UMBHS

Below we discuss plausible scenarios for forming these UMBHs at low redshift. There are 2 feasible channels for doing so: (i) expect extremely rare UMBHs to form from the merging of black holes due to the merging of galaxies via the picture suggested by Volonteri et al. (2003); (ii) form from accretion onto high redshift ‘seeds’ with perhaps a brief period of Super-Eddington accretion, the descendants of the SMBHs that power the most luminous quasars at $z = 6$ as proposed recently by Volonteri & Rees (2005); Begelman, Volonteri & Rees (2006); Lodato & Natarajan (2007) and

Volonteri, Lodato & Natarajan (2007). We discuss these two possible channels for growing UMBHs in more detail below.

3.1 Merging history of black holes

Following the merging DM hierarchy of halos starting with seed BHs at $z = 20$, populating the $3.5 - 4\sigma$ peaks, Volonteri et al. (2003) are able to reproduce the mass function of local BHs as well as the abundance of the rare $10^9 M_\odot$ BHs that power the $z = 6$ SDSS quasars. Proceeding to rarer peaks say, 6σ at $z = 20$ in this scheme yields the rarer $10^{10} M_\odot$ local UMBHs. And in fact, the formation of a very small number density of UMBHs at $z = 0$ is inevitable in the standard hierarchical merging Λ CDM paradigm. A massive DM halo with mass, $M = 10^{13} M_\odot$ at $z = 0$ which is the likely host to an UMBH, is likely to have experienced about 100 mergers between $z = 6$ and $z = 0$, starting with $10^9 M_\odot$ at $z = 6$.

Recently a numerical calculation of the merger scenario mentioned above has been performed in simulations by Yoo et al. (2007). Focusing on the merger history of high mass cluster-scale halos ($M \sim 10^{15} M_\odot$). They find that in ten realizations of halos on this mass scale, starting with the highest initial BH masses at $z = 2$ of \sim few times $10^9 M_\odot$, 4 clusters contain UMBHs at $z = 0$. Therefore, rare UMBHs are expected in the local Universe. Yoo et al. (2007) argue that black hole mergers can significantly augment the high end tail of the local BH mass function.

Similarly, using a model for quasar activity based on mergers of gas-rich galaxies, Hopkins et al. (2006a) showed that they could explain the observed local BH mass at low to intermediate BH masses ($10^6 - 10^9 M_\odot$). However, at higher BH masses, their calculations overpredict the observed values even considering a possible change in the Eddington fraction at higher masses.

3.2 Growth from massive high redshift seeds

Conventional models of black hole formation and growth start with initial conditions at high redshift with seed BHs that are remnants of the first generation of stars in the Universe. Propagating these seeds via merger accompanied accretion events leading to mass growth for the BHs (Volonteri, Haardt & Madau 2003) it has been argued that in order to explain the masses of BHs powering the bright $z \sim 6$ quasars by the SDSS survey (Fan et al. 2004; 2006) that either a brief period of Super-Eddington accretion (Volonteri & Rees 2005) or more massive seeds are needed (Begelman, Volonteri & Rees 2006; Lodato & Natarajan 2006; Lodato & Natarajan 2007). Massive seeds can alleviate the problem of assembling $\sim 10^9 M_\odot$ BHs by $z = 6$ which is roughly 1 Gyr after the Big Bang in the concordance Λ CDM model. The local relics of such super-grown black holes are expected to result in UMBHs. We note here that following the evolution of the massive black holes that power the $z = 6$ quasars, in a cosmological simulation, Di Matteo et al. (2008) find that these do not necessarily remain the most massive black holes at subsequent times. Therefore, while UMBHs might not be direct descendants of the SMBHs that power the $z = 6$ quasars, there is ample room for UMBHs to form and grow.

Below, we briefly present scenarios that provide the massive BH seeds in the first place that will eventually result in a small population of UMBHs by $z = 0$. These physically plausible mechanisms are critical to our prediction of UMBHs at low redshift. Two models have been proposed, one that involves starting from the remnants of Population III stars with brief episodes of accretion onto them exceeding the Eddington rate to bump up their masses (Volonteri & Rees 2006) and the other that explains direct formation of massive BH seeds prior to the formation of the first stars (Lodato & Natarajan 2006; 2007).

Volonteri & Rees (2005) have proposed a scenario to explain the high BH masses $\sim 10^9 M_\odot$ needed to power the luminous quasars detected $z = 6$ in the SDSS. This is accomplished they argue by populating the 4σ peaks in the dark matter density field at $z \sim 24$ with seed BHs which arise from the remnants of Population III stars in the mass ranges $20M_\odot < M_{\text{bh}} < 70M_\odot$ and $130M_\odot < M_{\text{bh}} < 600M_\odot$. These remnant BHs then undergo an episode of super-Eddington accretion from $6 < z < 10$. They argue that in these high redshift, metal-free dark matter halos $T > 10^4 K$ gas can cool in the absence of H_2 via atomic hydrogen lines to about $8000K$. As shown by Oh & Haiman (2002) the gas at this temperature settles into a rotationally supported ‘fat’ disk at the center of the halo under the assumption that the DM and the baryons have the same specific angular momentum. Further, these disks are stable to fragmentation and therefore do not form stars and exclusively fuel the BH instead. The accretion is via stable super-critical accretion at rates well in excess of the Eddington rate due to the formation of a thin, inner feeding disk. The accretion radius is comparable to the radiation trapping radius which implies that all the gas is likely to end up in the BH. Any further cooling down to temperatures of $10K < T < 200K$ for instance, halts the accretion, causes fragmentation of the disk which occurs when these regions of the Universe have been enriched by metals. This process enables the comfortable formation of $10^9 M_\odot$ BHs by $z = 6$ or so to explain the observed SDSS quasars. In a Λ CDM Universe, the time available from $z = 6$ to $z = 0$ is ~ 12.7 Gyr. To grow by an order of magnitude during this epoch requires an accretion rate of $< 1M_\odot \text{yr}^{-1}$ which is well below the Eddington rate; however, it requires a gas rich environment.

In recent work, Lodato & Natarajan (2007) have shown that an ab-initio prediction for the mass function of seed black holes at high redshift can be obtained in the context of the standard Λ CDM paradigm for structure formation combined with careful modeling of the formation, evolution and stability of pre-galactic disks. They show that in dark matter halos at high redshifts $z \sim 15$, where zero metallicity pre-galactic disks assemble (prior to the formation of the first stars), gravitational instabilities in these disks transfer angular momentum out and mass inwards efficiently. Note that the only coolants available to the gas at this epoch are either atomic or molecular hydrogen. Taking into account the stability of these disks, in particular the possibility of fragmentation, the distribution of accumulated central masses in these halos can be computed. The central mass concentrations are expected to form seed black holes. The application of stability criteria to these disks leads to distinct regimes demarcated by the value of the $T_{\text{vir}}/T_{\text{gas}}$ where T_{gas} is the temperature of the gas and T_{vir} is the virial tem-

perature of the halo. The three regimes and consequences are as follows: (i) when $T_{\text{vir}}/T_{\text{gas}} > 3$ the disk fragments and forms stars instead of a central mass concentration; (ii) $2 < T_{\text{vir}}/T_{\text{gas}} < 3$, when both central mass concentrations and stars form; (iii) $T_{\text{vir}}/T_{\text{gas}} < 2$, when only central mass concentrations form and the disks are stable against fragmentation. Using the predicted mass function of seed black holes at $z \sim 15$, and propagating their growth in a merger driven accretion scenario we find that the masses of black holes powering the $z = 6$ optical quasars can be comfortably accommodated and consequently a small fraction of UMBHs is predicted at $z = 0$. Evolving and growing these seeds to $z = 0$, the abundance of UMBHs can be estimated (Volonteri, Lodato & Natarajan 2008).

4 THE LOCAL BLACK HOLE MASS FUNCTION DERIVED FROM X-RAY LUMINOSITY FUNCTIONS OF AGN

The new evidence that we present in this work for the existence of a rare population of UMBHs stems from using X-ray luminosity functions of AGN and the implied accretion history of black holes. Hard X-rays have the advantage of tracing both obscured and unobscured AGN, as the effects of obscuration are less important at these energies. In particular, we use the hard X-ray luminosity function and luminosity-dependent density evolution presented by Ueda et al. (2003) defined from $z = 0$ out to $z = 3$. We further assume that these AGN are powered by BHs accreting at the Eddington limit. In order to calculate bolometric luminosities starting from the hard X-ray luminosity the bolometric corrections derived from the AGN spectral energy distribution library presented by Treister et al. (2006) are used. These are based mainly on observations of local AGN and quasars and depend only on the intrinsic X-ray luminosity of the source, as they are based on the X-ray to optical ratios reported by Steffen et al. (2006). To account for the contribution of Compton-thick AGN to the black hole mass density missed in X-ray luminosity functions, we use the column density distribution of Treister & Urry (2005) with the relative number of Compton-thick AGN adapted to match the spatial density of these sources observed by INTEGRAL, obtained from the AGN catalog of Beckmann et al. (2006). In order to account for sources with column densities $N_H = 10^{25} - 10^{26} \text{ cm}^{-2}$ which do not contribute much to the X-ray background, but can make a significant contribution to the BH mass density (e.g., Marconi et al. 2004), we multiply the BH mass density due to Compton-thick AGN by a factor of 2, i.e., we assume that they exist in the same numbers as in the $N_H = 10^{24} - 10^{25} \text{ cm}^{-2}$ range, in agreement with the assumption of Marconi et al. (2004) and consistent with the N_H distribution derived from a sample of nearby AGN by Risaliti et al. (1999). Under this assumption, the contribution of sources with $N_H > 10^{25} \text{ cm}^{-2}$ to the total population of SMBHs is $\sim 7\%$.

We then convert these X-ray LF’s to an equivalent BH mass function, and evolve these mass functions by assuming that accretion continues at the Eddington rate down to $z = 0$. The results of this procedure are shown in Fig. 2 for three different values of the accretion efficiency ϵ . Note that we do not consider models in which the efficiency parameter

varies with redshift or BH mass since such models merely add more unconstrained parameters. As can be seen clearly in Fig. 2, these simple models do not reproduce the observed local black hole mass function at the high mass end. The functional form adopted for the X-ray luminosity function is a double power-law as proposed by Ueda et al. (2003):

$$\frac{d\Phi(L_X, z=0)}{d\text{Log}L_X} = A[(L_X/L_*)^{\gamma_1} + (L_X/L_*)^{\gamma_2}]^{-1}. \quad (1)$$

And the evolution is best described by the luminosity dependent density evolution model (LDDE model), where the cut-off redshift z_c is expressed by a power law of L_X , consistent with observational constraints (see Ueda et al. 2003 for more details):

$$\frac{d\Phi(L_X, z)}{d\text{Log}L_X} = \frac{d\Phi(L_X, 0)}{d\text{Log}L_X} e(z, L_X) \quad (2)$$

where

$$e(z, L_X) = (1+z)^{p_1} \quad (z < z_c(L_X)) \quad (3)$$

$$e(z_c)[(1+z)/(1+z_c(L_X))]^{p_2} \quad (z \geq z_c(L_X)). \quad (4)$$

This simple and conservative analysis predicts a population of UMBHs with a local abundance of $\sim 3 \times 10^{-6} \text{ Mpc}^{-3}$! This is fairly robust as this population is predicted for a large range of efficiencies. These LF's shown in Fig. 2 also simultaneously account for the cosmic XRB, as shown by several authors (for instance see Treister & Urry (2005) and Gilli et al. (2007) and references therein), suggesting that the X-ray view presents a fairly complete picture of the accretion and growth of BHs. Note that our estimates of the black hole mass function are in general agreement with those of Marconi et al. (2004) [for a direct comparison see their Fig. 2, right-hand panel], the very slight difference arises due to an alternate choice of bolometric correction factors and our prescription for including Compton thick AGN. Estimates by other authors are also in agreement with our treatment here out to masses of a few times $10^8 M_\odot$. For BH masses $< 10^9 M_\odot$, there appears to be consistency between the optical and X-ray views of black hole growth. However for $M_{\text{bh}} > 10^9 M_\odot$, all models that assume Eddington accretion with varying efficiencies systematically over-estimate the local abundance of high mass black holes.

As can be seen in Fig. 2, for a reasonable value of the efficiency, $\epsilon \gtrsim 0.05$, there is a good agreement between the BH mass density at $z = 0$, as obtained from the velocity dispersion of bulges, and the density inferred from AGN relics, for BH masses smaller than $\sim 2 - 3 \times 10^9 M_\odot$. However, for higher masses, in particular the UMBH mass range, independent of the value of ϵ assumed, the BH mass density from AGN relics is significantly higher than the observed value, indicating that UMBHs should be more abundant than current observations suggest. If there is a mass dependent efficiency factor for accretion such that higher mass BHs tend to accrete at higher efficiency and hence at lower rates, then our estimate of the high mass tail would be an over-estimate. There is however no evidence for such a mass dependence at lower masses (Hopkins, Narayan & Hernquist 2006).

The SDSS First Data Release covers approximately 2000 square degrees (Abazajian et al. 2003), yielding a co-moving volume of a cone on the sky out to $z = 0.3$ of $3.34 \times 10^8 \text{ Mpc}^3$. Given our predicted abundance above, we

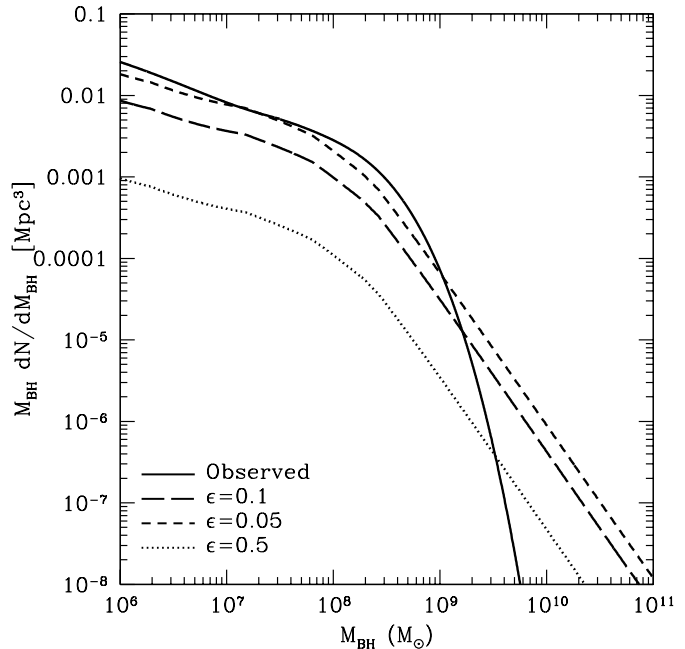


Figure 2. Black hole spatial density per unit mass as function of black hole mass. Dashed lines show the values inferred by integrating the hard X-ray Luminosity function of Ueda et al. (2003) using the bolometric corrections described on the text for three different efficiencies: 0.05 (*dashed*), 0.1 (*long dashed*) and 0.5 (*dotted*). The *solid line* shows the derived number density of BHs from the SDSS local measured velocity function obtained using the Merritt & Ferrarese correlation between the black hole mass and velocity dispersion of bulges.

expect ~ 1000 UMBHs in the SDSS volume, however only a few are detected. **No combination of assumed accretion efficiency and Eddington ratio coupled with the X-ray AGN LF can reproduce the observed local abundance at the high mass end.**

4.1 Evidence for an upper limit to black hole masses

However, we find that modifying one of the key assumptions made above brings the predicted abundance of local UMBHs into better agreement with current observations. In the modeling we have extrapolated the observed X-ray AGN LF slope to brighter luminosities. We find that if this slope is steepened at the bright end, we can reproduce the observed UMBH mass function at $z = 0$ for $M \geq 10^9 M_\odot$ as well. In order to reconcile the observationally derived local black hole mass function at the high mass end, the slope γ_2 in eqn. (1) needs to be modified. We find that the slope γ_2 for black hole masses $M_{\text{bh}} < 10^9 M_\odot$ is ~ 2.2 , which however, does not provide a good-fit for higher masses. A slope steeper than $\gamma_2 = 5$ is required to fit BH masses in excess of 10^9 , we find that formally the best-fit is found in reduced- χ^2 terms for the value of $\gamma_2 = 6.9$. **Such a steepening simulates the cut-off of a self-regulation mechanism that limits black hole masses and sets in at every epoch.**

In Fig. 3, the results of such a self-limiting growth model are plotted. The predicted abundance of UMBHs is now in

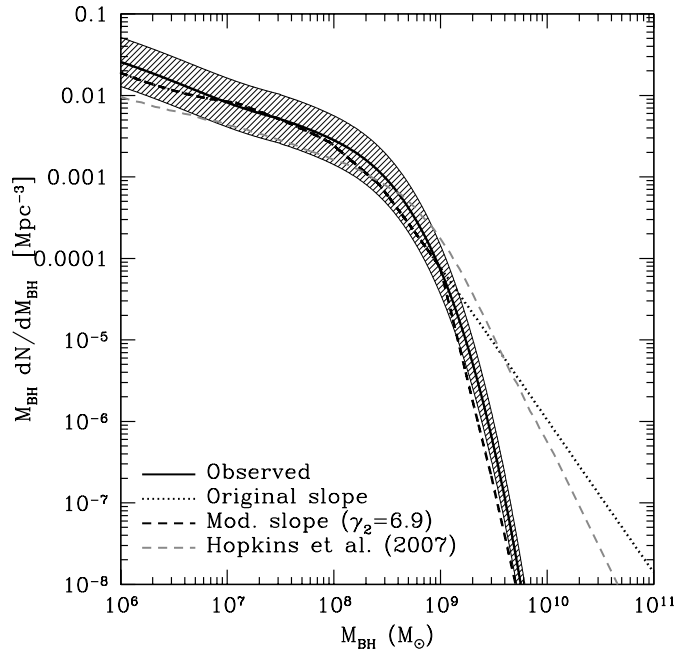


Figure 3. Black hole spatial density per unit mass as function of black hole mass. The *solid line* shows the SDSS-derived values, as shown in Fig. 2, assuming a constant 30% uncertainty (*shaded region*). The *dotted line* shows the values derived integrating the hard X-ray luminosity function for an efficiency of 0.05, while the *gray dashed line* shows the relation reported by Hopkins, Richards & Hernquist (2007; fig 10) using a bolometric luminosity function. In order to match the observed relation, the slope of the hard X-ray luminosity function was modified for masses higher than $10^9 M_\odot$, as shown by the *black dashed line*.

much better agreement with observations at $z = 0$ and is consistent with the number of UMBHs detected by SDSS. In a self-regulated mass growth model we predict the abundance of UMBHs at $z = 0$ to be $7 \times 10^{-7} \text{ Mpc}^{-3}$. Therefore, requiring consistency between the X-ray and optical views of black hole growth and assembly with the observed number of UMBHs at $z = 0$, points to the existence of a self-regulation mechanism that limits BH masses. The self-regulation is implemented as a steepening of the X-ray AGN LF at the luminous end (the value of γ_2 needed is plotted in Fig. 4) and does not have an important effect on the X-ray background, since this change in slope only affects sources with X-ray luminosities $L(2 - 10 \text{ keV})$ greater than $10^{45} \text{ erg s}^{-1}$, while most of the X-ray background emission is produced by sources with luminosities of $10^{43-44} \text{ erg s}^{-1}$, as found by Treister & Urry (2005). Note that the use of a bolometric luminosity function, as reported by Hopkins, Richards & Hernquist (2007) does not match the slope at the high mass end (shown as the dashed curve in Fig. 3). One key consequence of our model is that the slope of the $M_{\text{bh}} - \sigma$ relation at the high mass end likely evolves with redshift. Recent cosmological simulations find evidence for such a trend (Di Matteo et al 2008). The functional form of this expected variation will depend on the specific model of self-regulation employed. Below, we explore physical processes that are likely to regulate the growth of BHs in galactic nuclei.

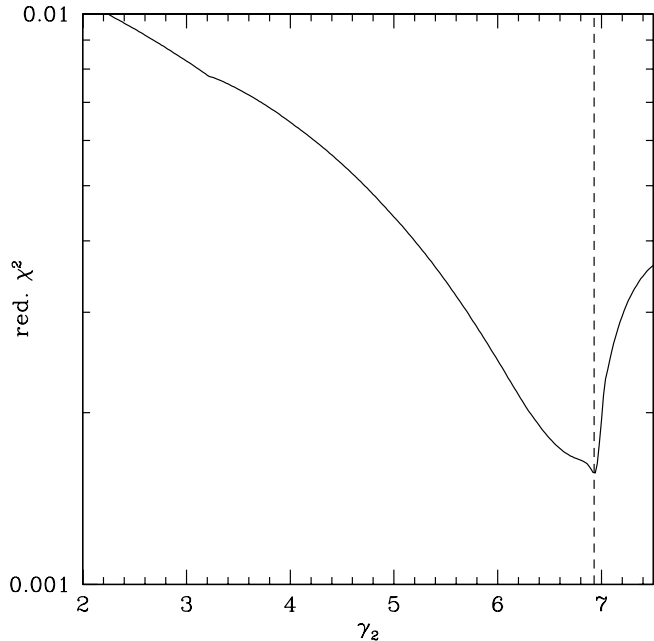


Figure 4. The reduced χ^2 for the index γ_2 in the X-ray AGN LF required to match the high mass end of the local black hole mass density. In order to match the observed relation, the slope of the hard X-ray luminosity function was modified for masses higher than $10^9 M_\odot$.

Converting the high end of the local black hole mass function into the equivalent velocity dispersions of the host spheroids we find values in excess of 350 km s^{-1} . In the context of the currently popular hierarchical model for the assembly of structure, the most massive galaxies in the Universe are expected to be the central galaxies in clusters. High- σ peaks in the density fluctuation field at early times seed clusters that assemble at later times, and hence these are the preferred locations for the formation of the most massive galaxies in a cold dark matter dominated Universe.

5 THE UPPER LIMIT TO BH MASSES FROM SELF-REGULATION ARGUMENTS

While we predict above that a few, rare UMBHs are likely to exist at the centers of the brightest central galaxies in clusters, we further argue that there likely exists an upper limit to black hole masses. Evidence for this is presented using several plausible physical scenarios that attempt to explain the coeval formation of the black hole and the stellar component in galactic nuclei. Clearly the existence of UMBHs is intricately related to the highest mass galaxies that can form in the Universe.

Given that star formation and black hole fueling appear to be coupled (e.g. di Matteo et al. 2005 and references therein; Silk & Rees 1998), it is likely that there is a self-limiting growth cycle for BHs and therefore a physical upper limit to their masses. Here we present several distinct arguments that can be used to estimate the final masses of BHs (Haehnelt, Natarajan & Rees 1998; Silk & Rees 1998; Murray, Quataert & Thompson 2004 and King 2005).

These involve self-limiting growth due to a momentum-driven wind, self-limiting growth due to the radiation pressure of a momentum-driven wind, and from an energy-driven superwind model.

Murray, Quataert & Thompson (2004) argue that the feedback from momentum driven winds, limits the stellar luminosity, which in turn regulates the BH mass. They argue for Eddington limited star formation with a maximum stellar luminosity,

$$L_M = \frac{4f_g c}{G} \sigma^4, \quad (5)$$

where, f_g is the gas fraction in the halo and σ the velocity dispersion of the host galaxy. Star formation in this scheme is unlikely to evacuate the gas at small radius in the galactic nucleus, therefore, all the gas in the inner-most regions fuel the BH. The growing BH itself clears out this nuclear region with its accretion luminosity approaches L_M . At this point the fuel supply to the BH is shut-off and this may shut off the star formation as well. The final BH mass is then given by,

$$M_{\text{BH}} = \frac{f_g \kappa_{\text{es}}}{\pi G^2} \sigma^4, \quad (6)$$

where κ_{es} is the electron scattering opacity. For the most massive, nearby early-type galaxies at the very tail of the measured SDSS velocity dispersion function with velocity dispersions of $\sim 350 - 400 \text{ km s}^{-1}$ (Bernardi et al. 2005) this gives a final BH mass of $\sim 10^{10} M_\odot$. Therefore, normal galaxies with large velocity dispersions are the presumptive hosts for UMBHs.² Furthermore, there appears to be a strong indication of the existence of an upper mass limit for accreting black holes derived from SDSS DR3 by Vestergard et al. (2008) in every redshift bin from $z = 0.3 - 5$.

An alternative upper limit can be obtained when the emitted energy from the accreting BH back reacts with the accretion flow itself (Haehnelt, Natarajan & Rees 1998). The final shut-down of accretion will depend on whether the emitted energy can back-react on the accretion flow prior to fuel exhaustion. This argument provides a limit,

$$M_{\text{bh}} \sim 5.6 \times 10^9 M_\odot (f_{\text{kin}}/0.0001)^{-1} j_d^{-5} \left(\frac{\lambda}{0.05}\right)^{-5} \left(\frac{m_d}{0.1}\right)^5 \times \left(\frac{\sigma}{350 \text{ km s}^{-1}}\right)^5 M_\odot, \quad (7)$$

where f_{kin} is the fraction of the accretion luminosity which is deposited as kinetic energy into the accretion flow (cf. Silk & Rees 1998), λ is the spin parameter of the DM halo, j_d is the specific angular momentum of the disk, m_d is the disk mass fraction. The back-reaction timescale will be related to the dynamical timescale of the outer parts of the disk and/or the core of the DM halo and should set the duration of the optically bright phase. It is interesting to note here that the accretion rate will change from super-Eddington to sub-Eddington without much gain in mass if the back-reaction timescale is shorter than the Salpeter time. The overall emission efficiency is then determined by the value of \dot{m} when the back-reaction sets in and is reduced by a factor $1/\dot{m}$ compared to accretion at below the Eddington

rate. By substituting the value of the velocity dispersion of nearby cD's $\sim 350 \text{ km s}^{-1}$, we obtain a limiting value of the mass, if we assume that the bulk of the mass growth occurs in the optically bright quasar phase. Due to the dependence on the spin parameter λ of the DM halo, the desired UMBH mass range can arise preferentially in high velocity dispersion halos with low spin.³

King (2005) presents a model that exploits the observed AGN-starburst connection to couple black hole growth and star formation. As the black hole grows, an outflow drives a shell into the surrounding gas which stalls after a dynamical time-scale at a radius determined by the BH mass. The gas trapped inside this bubble cools, forms stars and is recycled as accretion and outflow. Once the BH reaches a critical mass, this region attains a size such that the gas can no longer cool efficiently. The resulting energy-driven flow expels the remaining gas as a superwind, thereby fixing the observed $M_{\text{bh}} - \sigma$ relation as well as the total stellar mass of the bulge at values in good agreement with current observations. The limiting BH mass is given by:

$$M_{\text{bh}} = \frac{f_g \kappa}{\pi G^2} \sigma^4, \quad (8)$$

where f_g is the gas fraction ($\Omega_{\text{baryon}}/\Omega_{\text{matter}} = 0.16$, κ the electron scattering opacity and σ the velocity dispersion. This model argues that black hole growth inevitably produces starbursts and ultimately a superwind.

Note that both the Murray, Quataert & Thompson (2004) model and the King (2005) model predict $M_{\text{bh}} \propto \sigma^4$ while the Haehnelt et al. (1998) and Silk & Rees (1998) predict a σ^5 dependence. The current error bars on the observational mass estimates for black holes preclude discrimination between these two possibilities. Shutdown of star formation above a critical halo mass effected by the growing AGN has also been proposed as a self-limiting mechanism to cap BH growth and simultaneously explain the dichotomy in galaxy properties (Croton et al. 2006; Cattaneo et al. 2006)

6 PROSPECTS FOR DETECTION OF QUIESCENT UMBHS

UMBHs are expected to be rare in the local Universe, from our analysis of the X-ray luminosity function of AGN, we predict an abundance ranging from \sim few times $10^{-6} - 10^{-7} \text{ Mpc}^{-3}$. These estimates are in good agreement with those obtained from optical quasars in the SDSS DR3 by Vestergard et al. (2008). The results of the first attempts to detect and measure masses for UMBHs is promising. Dalla Bonta et al. (2007) selected 3 Brightest Cluster Galaxies (BCGs) in Abell 1836, Abell 2052 and Abell 3565. Using ACS (Advanced Camera for Surveys) aboard the Hubble Space Telescope and the Imaging Spectrograph (STIS), they obtained high resolution spectroscopy of the $H\alpha$ and NII emission lines to measure the kinematics of the central ionized gas. They present BH mass estimates for 2 of these BCGs, $M_{\text{bh}} = 4.8_{-0.7}^{+0.8} \times 10^9 M_\odot$ and $M_{\text{bh}} = 1.3_{-0.4}^{+0.3} \times 10^9 M_\odot$

³ The distribution of spins of DM halos measured from N-body simulations is found to be a log-normal with a median value of 0.05, and since there is no significant halo mass dependence, a small fraction of the halos do reside in this low-spin tail.

² Objects with high velocity dispersion as a consequence of superposition are not the hosts of UMBHs

and an upper limit for the BH mass on the third candidate of $M_{\text{bh}} \leq 7.3 \times 10^{10} M_{\odot}$.

It is interesting to note that Bernardi et al. (2005) in a census of the most massive galaxies in the SDSS survey do find candidates with large velocity dispersions ($\geq 350 \text{ km s}^{-1}$). The largest systems they find are claimed to be extremes of the early-type galaxy population, as they have the largest velocity dispersions. These ~ 31 systems (see Table 1 of Bernardi et al. (2006) for details on these candidates) are not distant outliers from the Fundamental Plane and the mass-to-light scaling relations defined by the bulk of the early-type galaxy population. Clear outliers from these scaling relations tend to be objects in superposition for which they have evidence from spectra and images. We argue that these extreme early-type galaxies might harbour UMBHs and likely their abundance offers key constraints on the physics of galaxy formation. Although the observations are challenging, a more comprehensive and systematic survey of nearby BCGs is likely to yield our first local UMBH before long. As discussed above, candidates from the SDSS are promising targets for observational follow-up as they are extremely luminous. Utilizing the Hubble Space Telescope, the light profile might show evidence for the existence of an UMBH in the center (e.g. Lauer et al. 2002). In fact, for *SDSS J032834.7 + 001050.1* and *SDSS J161541.3 + 471004.3*, it may be possible to measure spatially resolved velocity dispersion profiles even from ground-based facilities.

7 DISCUSSION

The interplay between the evolution of BHs and the hierarchical build-up of galaxies appears as scaling relations between the masses of BHs and global properties of their hosts such as the BH mass vs. bulge velocity dispersion - the $M_{\text{bh}} - \sigma_{\text{bulge}}$ relation and the BH mass vs. bulge luminosity $M_{\text{bh}} - L_{\text{Bulge}}$ relation. The low BH mass end of this relation has recently been probed by Ferrarese et al. (2006) in an ACS survey of the Virgo cluster galaxies. They find that galaxies brighter than $M_B \sim -20$ host a supermassive central BH whereas fainter galaxies host a central nucleus, referred to as a central massive object (CMO). Ferrarese et al. report that a common $M_{\text{CMO}} - M_{\text{gal}}$ relation leads smoothly down from the scaling relations observed for more massive galaxies. Extrapolating observed scaling relations to higher BH masses to the UMBH range, we predict that these are likely hosted by the massive, high luminosity, central galaxies in clusters with large velocity dispersions. The velocity dispersion function of early-type galaxies measured from the SDSS points to the existence of a high velocity dispersion tail with $\sigma > 350 \text{ km s}^{-1}$ (Bernardi et al. 2006). If the observed scaling relations extend to the higher mass end as well, these early-types are the most likely hosts for UMBHs.

Recent simulation work that follows the merger history of cluster scale dark matter halos and the growth of BHs hosted in them by Yoo et al. (2007) also predict the existence of a rare population of local UMBHs. However, theoretical arguments suggest that there may be an upper limit to the mass of a BH that can grow in a given galactic nucleus hosted in a dark matter halo of a given spin. Clearly

the issue of the existence of UMBHs is intimately linked to the efficiency of galaxy formation and the formation of the largest, most luminous and massive galaxies in the Universe.

Possible explanations for the tight correlation observed between the velocity dispersion of the spheroid and black hole mass involve a range of self-regulated feedback prescriptions. An estimate of the upper limits on the black hole mass that can assemble in the most massive spheroids can be derived for all these models and they all point to the existence of UMBHs.

In this paper, we have argued that while rare UMBHs likely exist, there is nevertheless an upper limit of $\sim 10^{10} M_{\odot}$ for the mass of BHs that inhabit galactic nuclei in the Universe. We first show that our current understanding of the accretion history and mass build up of black holes allows and implies the existence of UMBHs locally. This is primarily driven by new work that predicts the formation of massive black hole seeds at high redshift (Lodato & Natarajan 2007) and their subsequent evolution (Volonteri, Lodato & Natarajan 2008). Starting with massive seeds and following their build-up through hierarchical merging in the context of structure formation in a cold dark matter dominated Universe, we show that a viable pathway to the formation of UMBHs exists. There is also compelling evidence from the observed evolution of X-ray AGN for the existence of a local UMBH population. Convolving the observed X-ray LF's of AGN, with a simple accretion model, the mass function of black holes at $z = 0$ is estimated. Mimic-ing the effect of self-regulation processes that impose an upper limit to BH masses and incorporating this into the X-ray AGN LF we find that the observed UMBH mass function at $z = 0$ is reproduced. This self-regulation limited growth is implemented by steepening the high luminosity end of the AGN LF at the bright end. We estimate the abundance of UMBHs to be $\sim 7 \times 10^{-7} \text{ Mpc}^{-3}$ at $z = 0$. The key prediction of our model is that the slope of the $M_{\text{bh}} - \sigma$ relation likely evolves with redshift at the high mass end. Probing this is observationally challenging at the present time but there are several bright, massive early-type galaxies that are promising host candidates from the SDSS survey as well as a survey of bright central galaxies of nearby clusters. Observational detection of UMBHs will provide key insights into the physics of galaxy formation and black hole assembly in the Universe.

ACKNOWLEDGMENTS

We thank Steinn Sigurdsson and Meg Urry for useful discussions.

REFERENCES

- Abazajian, K., et al., 2003, AJ, 126, 2081
- Alexander, D., Smail, I., bauer, F., Chapman, S., Blain, A., Brandt, W., & Ivison, R., 2005, Nature, 434, 738
- Barger, A. J., et al. 2003, AJ, 126, 632
- Barger, A. J., Cowie, L. L., Mushotzky, R. F., Yang, Y., Wang, W.-H., Steffen, A. T., & Capak, P. 2005, AJ, 129, 578
- Beckmann, V., Gehrels, N., Shrader, C. R., & Soldi, S. 2006, ApJ, 638, 642
- Begelman, M., & Meier, D. L., 1982, ApJ, 253, 873
- Begelman, M., & Nath, B., 2005, MNRAS, 361, 1387

- Begelman, M., Volonteri, M. & Rees, M. J., 2006, MNRAS, 370, 289
- Bernardi, M., et al., 2005, AJ, 129, 61
- Bernardi, M., et al., 2006, AJ, 131, 2018
- Bernardi, M., Sheth, R., Tundo, E., & Hyde, J., 2007, ApJ, 660, 267
- Bland-Hawthorn, J., Wilson, A.S. & Tully, R.B., 1991, ApJL, 371, L19
- Boyle, B. J., Shanks, T., Croom, S. M., Smith, R. J., Miller, L., Loaring, N., & Heymans, C. 2000, MNRAS, 317, 1014
- Carilli, C., et al. 2002, AJ, 123, 1838
- Cattaneo, A., Dekel, A., Devriendt, J., Guiderdoni, B. & Blaizot, J., 2006, MNRAS, 370, 1651
- Cox, P., et al. 2002, A&A, 387, 406.
- Corsini, E. M., Beifiori, A., Dalla Bonta, E., Pizzella, A., Coccato, L., Sarzi, M., Bertola, F., 2006, proceedings of "Black Holes: from Stars to Galaxies", IAU Symp. 238, eds. V. Karas & G. Matt, Cambridge Univ. Press, astro-ph/0610624
- Croton, D., et al., 2006, MNRAS, 365, 11
- Dalla Bonta, E., Ferrarese, A., Corsini, E., Miralda-Escude, J., Coccato, L., & Pizella, A., 2007, MmSAI, 78, 745, astro-ph/07061959
- Di Matteo, T., Esin, A., Fabian, A. C., & Narayan, R., 1999, MNRAS, 305, L1
- Di Matteo, T., Springel, V., & Hernquist, L., 2005, Nature, 433, 604
- Di Matteo, T., Colberg, J., Springel, V., Hernquist, L., Sijacki, D., 2008, ApJ, 676, 33
- Fan, X., et al. 2001, AJ, 122, 2833
- Fan, X., et al. 2003, AJ, 125, 1649
- Fan, X., et al. 2004, AJ, 128, 515
- Fan, X., et al. 2006, AJ, 132, 117
- Fabian, A. C. 1999, MNRAS, 308, L39
- Fabian, A. C., & Iwasawa, K., 1999, MNRAS, 303, L34
- Merrit, D. & Ferrarese, L., 2001, ApJ, 547, 140
- Ferrarese, L., et al., 2006, ApJ, 644, 21
- Gebhardt, K., et al. 2000, ApJ, 539, L13
- Gilli, R., Risaliti, G., & Salvati, M., 1999, A&A, 347, 424
- Gilli, R., Comastri, A., & Hasinger, G. 2007, A&A, 463, 79
- Haehnelt, M.G. & Rees, M.J., 1993, MNRAS, 263, 168
- Haehnelt, M.G., Natarajan, P. & Rees, M.J., 1998, MNRAS, 300, 817
- Hopkins, P., Hernquist, L., Cox, T., Di Matteo, T., Martini, P., Robertson, B., & Springel, V., 2005, ApJ, 630, 705
- Hopkins, P., Hernquist, L., Cox, T., Di Matteo, T., Robertson, B., & Springel, V., 2006a, ApJS, 163, 1
- Hopkins, P., Robertson, B., Krause, E., Hernquist, L., & Cox, T., 2006b, ApJ, 652, 107
- Hopkins, P., Narayan, R., & Hernquist, L., 2006, ApJ, 643, 641
- Hopkins, P.; Richards, G. T.; Hernquist, L., 2007, ApJ, 654, 731
- Kauffmann, G. & Haehnelt, M., 2000, MNRAS, 311, 576
- King, A., 2003, ApJ, 596, L27
- King, A., 2005, ApJ, 635, L121
- Lehto, H.J. & Valtonen, M.J., 1996, ApJ, 460, 207
- Lauer, T., Gebhardt, K., & Richstone, D., et al., 2002, AJ, 124, 1975
- Lauer, T., Tremaine, S., Richstone, D., & Faber, S. M., 2007a, ApJ, 670, 249
- Lauer, T., et al., 2007b, ApJ, 662, 808
- Lodato, G., & Natarajan, P., 2006, MNRAS, 371, L1813
- Lodato, G., & Natarajan, P., 2007, MNRAS, 377, L84
- Magorrian, J., et al. 1998, AJ, 115, 2285
- Marconi, A., Risaliti, G., Gilli, R., Hunt, L., Maiolino, R. & Salvati, M., 2004, MNRAS, 351, 169
- Martinez-Sansigre, A., et al., 2005, Nature, 436, 666
- Martinez-Sansigre, A., et al. 2007, MNRAS, 379, L6
- McLure, R., & Dunlop, J., 2004, MNRAS, 352, 1390
- Merloni, A., Rudnick, G. & Di Matteo, T., 2004, MNRAS, 354, L37
- Murray, N., Quataert, E., & Thompson, T., 2004, ApJ, 618, 569
- Mushotzky, R. F., Cowie, L. L., Barger, A. J., & Arnaud, K. A. 2000, Nature, 404, 459
- Natarajan, P. & Sigurdsson, S., 1998, MNRAS, 302, 288
- Oh, P., & Haiman, Z., 2002, ApJ, 569, 558
- Omont, A., Cox, P., Bertoldi, F., McMahon, R. G., Carilli, C., & Isaak, K. G. 2001, A&A, 374, 371
- Reuland, M., Rottgering, H., van Breugel, W., & De Breuck, C., 2004, MNRAS, 353, 377
- Risaliti, G., Maiolino, R., Salvati, M., 1999, ApJ, 522, 157
- Salucci, P., Szuszkiewicz, E., Monaco, P., & Danese, L., 1999, MNRAS, 307, 637
- Sazonov, S. Yu., Ostriker, J. P., Ciotti, L., & Sunyaev, R., 2005, MNRAS, 358, 168
- Shankar, F., Salucci, P., Granato, G. L., De Zotti, G., & Danese, L. 2004, MNRAS, 354, 1020
- Silk, J. & Rees, M.J., 1998, A&A, 331, L1
- Sillanpää, A., Haarala, S., Valtonen, M.J., Sundelius, B. & Byrd, G.G., 1988, ApJ, 325, 628
- Sołtan, A., 1982, MNRAS, 200, 115
- Steffen, A. T., Strateva, I., Brandt, W. N., Alexander, D. M., Koekemoer, A. M., Lehmer, B. D., Schneider, D. P., & Vignali, C. 2006, AJ, 131, 2826
- Treister, E., & Urry, C. M. 2005, ApJ, 630, 115
- Treister, E., et al. 2006, ApJ, 640, 603
- Tremaine, S., et al. 2002, ApJ, 574, 740
- Tundo, E., Bernardi, M., Hyde, R., Sheth, R., & Pizzella, A., 2007, ApJ, 663, 53
- Ueda, Y., Akiyama, M., Ohta, K., & Miyaji, T. 2003, ApJ, 598, 886
- Valtonen, M.J., Lehto, H. & Pietilä, H., 1999, A&A, 342, L29
- van der Marel, R.P., 1994, MNRAS, 270, 271
- Vestergaard, M., Fan, X., Tremonti, C. R., Osmer, P. & Richards, G. T., 2008, ApJ, 674, L1
- Volonteri, M., Haardt, F. & Madau, P., 2003, ApJ, 582, 559
- Volonteri, M. & Rees, M. J., 2005, ApJ, 633, 624
- Volonteri, M. & Rees, M. J., 2006, ApJ, 650, 669
- Volonteri, M., Lodato, G. & Natarajan, P., 2008, MNRAS, 383, 1079
- Walter, F., et al. 2003, Nature, 424, 406
- Worsley, M. A., et al. 2005, MNRAS, 357, 1281
- Wyithe, S., & Loeb, A., 2002, ApJ, 581, 886
- Yoo, J., Miralda-Escude, J., Weinberg, D., Zheng, Z., & Morgan, C., 2007, ApJ, 667, 813, astro-ph/0702199
- Yu, Q., & Tremaine, S., 2002, 335, 965