

Lubrication approximation for micro-particles moving along parallel walls

Maria L. Ekiel-Jeżewska and Eligiusz Wajnryb

Institute of Fundamental Technological Research, Polish Academy of Sciences, Świętokrzyska 21, 00-049 Warsaw, Poland

Jerzy Bławdziewicz

*Department of Mechanical Engineering, P.O. Box 20-8286,
Yale University, New Haven, CT 06520-8286, USA*

François Feuillebois

PMMH, UMR 7636 CNRS, ESPCI, 10 rue Vauquelin, 75231 Paris cedex 05, France

(Dated: 13.08.2008)

Lubrication expressions for the friction coefficients of a spherical particle moving in a fluid between and along two parallel solid walls are explicitly evaluated in the low-Reynolds-number regime. They are used to determine lubrication expression for the particle free motion under an ambient Poiseuille flow. The range of validity and the accuracy of the lubrication approximation is determined by comparing with the corresponding results of the accurate multipole procedure. The results are applicable for thin, wide and long microchannels, or quasi-two-dimensional systems.

Microfluidic devices are commonly used for particle manipulation and separation, such as biological cell sorting, on-chip hydrodynamic chromatography [1], electrophoresis [2], and many other applications [3, 4, 5, 6, 7, 8, 9, 10, 11]. Particles often move along microchannels whose smallest dimension is comparable with the particles' size, and the other ones are much larger [12, 13]. For such a quasi-two-dimensional system, it is of interest to theoretically determine the particle velocity, solving the Stokes equations for the fluid motion between two parallel infinite walls.

Particle velocity can be evaluated numerically, by the boundary-integral method [14, 15] or the multipole expansion [16]. However, as pointed out in Ref. [15], near-contact explicit asymptotic expressions would be useful, in analogy to the widely applied lubrication expressions for pairs of very close solid spherical particles of different sizes [17], including the limiting case of a sphere close to a single plane wall [18, 19].

Therefore the goal of this paper is to derive lubrication expressions for a spherical particle moving along two close parallel solid walls, and check their accuracy.

A spherical particle of radius a moving in a Stokes flow between two parallel solid walls is considered, as illustrated in Fig. 1. Distances are normalized by the particle radius a . The wall at $z = 0$ is labeled 1, and the wall at $z = h > 0$ is labeled 2. The sizes of the gaps between the walls and the particle surface are small, $\epsilon_1 \ll 1$ and $\epsilon_2 \ll 1$.

The fluid velocity \mathbf{v} and pressure p satisfy the Stokes equations [20, 21],

$$\eta \nabla^2 \mathbf{v} - \nabla p = 0, \quad \nabla \cdot \mathbf{v} = 0, \quad (1)$$

with the stick boundary conditions at the walls and the particle surface.

In the friction problem, there is no ambient flow and the particle translates along the channel with velocity $U_x \hat{\mathbf{x}}$ and rotates with angular velocity $\Omega_y \hat{\mathbf{y}}$. The goal is to find the hydrodynamic force $\mathcal{F}_x \hat{\mathbf{x}}$ and torque $\mathcal{C}_y \hat{\mathbf{y}}$ exerted by the

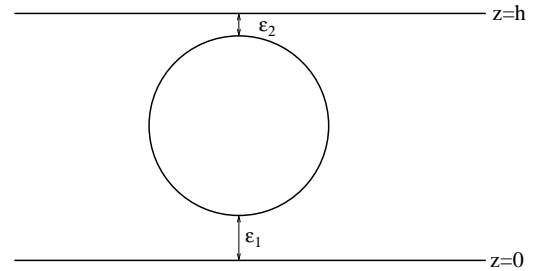


FIG. 1: The system and notation.

particle on the fluid [20],

$$\begin{pmatrix} \mathcal{F}_x \\ \mathcal{C}_y/a \end{pmatrix} = 8\pi\mu a \left[\zeta \cdot \begin{pmatrix} U_x \\ a\Omega_y \end{pmatrix} \right]. \quad (2)$$

Here ζ denotes the dimensionless 2×2 friction matrix,

$$\zeta = \begin{pmatrix} \frac{3}{4} f_{xx}^t & -c_{yx}^t \\ -c_{yx}^t & c_{yy}^r \end{pmatrix}, \quad (3)$$

with the friction factors f_{xx}^t , c_{yx}^t , c_{yy}^r [22, 23, 24] to be found.

Free motion in Poiseuille flow means that a spherical particle is entrained by the ambient Poiseuille flow,

$$\mathbf{v}_0/v_{\max} = 4z(z-h)/h^2 \hat{\mathbf{x}}. \quad (4)$$

In the absence of external forces, the particle translates along $\hat{\mathbf{x}}$ and rotates along $\hat{\mathbf{y}}$. The translational and angular velocities, normalized by v_{\max} and v_{\max}/a , respectively, have the form,

$$\begin{pmatrix} u \\ \omega \end{pmatrix} = \boldsymbol{\mu} \cdot \begin{pmatrix} \frac{3}{4} f_{xx}^p \\ c_{yx}^p \end{pmatrix}, \quad (5)$$

with the mobility matrix obtained from Eq. (3),

$$\boldsymbol{\mu} = \zeta^{-1}, \quad (6)$$

and the dimensionless friction factors f_{xx}^p , c_{yx}^p determined by the force $\mathcal{F}_x^p \hat{\mathbf{x}}$ and torque $\mathcal{C}_y^p \hat{\mathbf{y}}$ exerted by the Poiseuille flow on immobile sphere [24] in the following way,

$$\begin{pmatrix} \mathcal{F}_x^p \\ \mathcal{C}_y^p/a \end{pmatrix} = 8\pi\mu a v_{\max} \begin{pmatrix} \frac{3}{4} J_{xx}^p \\ c_{yx}^p \end{pmatrix}. \quad (7)$$

In this work, the functional dependence of the friction factors and the particle's free-motion velocities on ϵ_1 and ϵ_2 has been determined numerically. The accurate theoretical method [25, 26] of solving the Stokes equations, based on the multipole expansion [27], has been applied. For a system of particles between two parallel walls, this method involves expanding the fluid velocity field into spherical and Cartesian fundamental sets of Stokes flows. The spherical set is used to describe the interaction of the fluid with the particles and the Cartesian set to describe the interaction with the walls. At the core of the method are transformation relations between the spherical and Cartesian fundamental sets. The transformation formulas are used to derive a system of linear equations for the force multipoles induced on the particle surfaces. The coefficients in these equations are given in terms of lateral Fourier integrals corresponding to the directions parallel to the walls. These equations are truncated at an multipole order L [27] and solved numerically, using the algorithm and the FORTRAN code described in Refs. [16, 25, 26] and available at [28].

To derive the lubrication approximation, the multipole algorithm described above has been first used to compute the friction matrix ζ , given by Eq. (3). The friction matrix has been evaluated as the sum of two terms,

$$\zeta(\epsilon_1, \epsilon_2) = \left(\sum_{i=1}^2 \zeta_i(\epsilon_i) - \zeta_0 \right) + \zeta_{12}(\epsilon_1, \epsilon_2). \quad (8)$$

The first one, *the single-wall superposition*, is the sum of the one-particle friction matrices in a fluid bounded by the wall i only,

$$\zeta_i = \begin{pmatrix} \frac{3}{4} f_{i,xx}^t & -c_{i,yx}^t \\ -c_{i,yx}^t & c_{i,yy}^r \end{pmatrix}, \quad (9)$$

minus the one-particle friction matrix in unbounded fluid,

$$\zeta_0 = \begin{pmatrix} \frac{3}{4} & 0 \\ 0 & 1 \end{pmatrix}. \quad (10)$$

The second one, ζ_{12} , is the two-wall contribution,

$$\zeta_{12} = \begin{pmatrix} \frac{3}{4} f_{12,xx}^t & -c_{12,yx}^t \\ -c_{12,yx}^t & c_{12,yy}^r \end{pmatrix}. \quad (11)$$

The single-wall near-contact expressions for $\zeta_i(\epsilon_i)$ are

known [18, 19, 22, 29],

$$f_{i,xx}^t(\epsilon_i) = -\frac{8}{15} \ln \epsilon_i + 0.95429 - \frac{64}{375} \epsilon_i \ln \epsilon_i + 0.42945 \epsilon_i, \quad (12)$$

$$c_{i,yx}^t(\epsilon_i) = (-1)^{i+1} \left(-\frac{1}{10} \ln \epsilon_i - 0.19295 - \frac{43}{250} \epsilon_i \ln \epsilon_i + 0.10058 \epsilon_i \right), \quad (13)$$

$$c_{i,yy}^r(\epsilon_i) = -\frac{2}{5} \ln \epsilon_i + 0.37089 - \frac{66}{125} \epsilon_i \ln \epsilon_i + 0.34008 \epsilon_i. \quad (14)$$

The task is to derive near-contact approximation of the remaining two-wall contribution ζ_{12} , regular in ϵ_i . The components of $\zeta_{12}(\epsilon_1, \epsilon_2)$ are linear functions of $\epsilon_1 + \epsilon_2$ or $\epsilon_1 - \epsilon_2$, depending on symmetry. To determine them explicitly, values at the contact, $\zeta_{12}(0, 0)$, have been first evaluated for all the subsequent multipole orders $L \leq 404$, and extrapolated to $L = \infty$, see Refs. [24, 27] for the basic concepts. Next, the multipole numerical codes with a very high multipole order $402 \leq L \leq 404$ have been applied to evaluate $\zeta_{12}(\epsilon_1, \epsilon_2)$ as a function of $0 \leq \epsilon_1 \leq 0.02$ for $\epsilon_2 = 0$. The following linear relations have been found,

$$f_{12,xx}^t(\epsilon_1, \epsilon_2) \approx 0.52805 - 0.64(\epsilon_1 + \epsilon_2), \quad (15)$$

$$c_{12,yx}^t(\epsilon_1, \epsilon_2) \approx 0.175(\epsilon_1 - \epsilon_2), \quad (16)$$

$$c_{12,yy}^r(\epsilon_1, \epsilon_2) \approx -0.06643 + 0.08(\epsilon_1 + \epsilon_2). \quad (17)$$

with the accuracy 0.52805 ± 0.0001 , -0.64 ± 0.01 , 0.175 ± 0.005 , -0.06643 ± 0.00002 and 0.08 ± 0.01 .

Finally, the two-wall lubrication asymptotics of the total friction matrix (3) is the following,

$$f_{xx}^t \approx 1.4366 - \frac{8}{15} \ln(\epsilon_1 \epsilon_2) - \frac{64}{375} (\epsilon_1 \ln \epsilon_1 + \epsilon_2 \ln \epsilon_2) - 0.21(\epsilon_1 + \epsilon_2), \quad (18)$$

$$c_{yx}^t \approx -\frac{1}{10} \ln \frac{\epsilon_1}{\epsilon_2} - \frac{43}{250} (\epsilon_1 \ln \epsilon_1 - \epsilon_2 \ln \epsilon_2) + 0.276(\epsilon_1 - \epsilon_2), \quad (19)$$

$$c_{yy}^r \approx -0.32465 - \frac{2}{5} \ln(\epsilon_1 \epsilon_2) - \frac{66}{125} (\epsilon_1 \ln \epsilon_1 + \epsilon_2 \ln \epsilon_2) + 0.42(\epsilon_1 + \epsilon_2). \quad (20)$$

For applications, the most important is the translational coefficient f_{xx}^t . For the channel widths $h = 2.1 - 2.5$, the logarithmic term, $-\frac{8}{15} \log(\epsilon_1 \epsilon_2)$, give only 68.5-50.5% of the total lubrication expression (18). The constant term, 1.4366, gives the additional 30.8-49.1% (the other terms are practically negligible). Note that to evaluate this constant precisely, it is essential to compute the two-wall contribution (15) at the contact, which is as large as 0.52805, i.e. 10.0-7.1% of the total lubrication expression (18).

Derivation of the lubrication formulas for the free motion in Poiseuille flow will now be discussed. First, the near-contact approximations to the force $f_{xx}^p(\epsilon_1, \epsilon_2)$ and torque $c_{yx}^p(\epsilon_1, \epsilon_2)$ exerted by the ambient Poiseuille flow on

the motionless particle are constructed, using the accurate numerical results. In the absence of relative motion, there is no non-analytic terms. For $\epsilon_1 = \epsilon_2 = 0$, the force is evaluated for subsequent multipole orders $L \leq 404$. The linear relation of the force on L^{-3} , given in Ref. [24], is now used to extrapolate the results until $L = \infty$, and to determine $f_{xx}^p(0,0)$. The next term is linear in $(\epsilon_1 + \epsilon_2)$. To determine the coefficient, the function $f_{xx}^p(\epsilon_1, 0)$ is evaluated with $402 \leq L \leq 404$, and the linear dependence is found in the range $0 \leq \epsilon_1 \leq 0.005$. Similar procedure is repeated for $c_{yx}^p(\epsilon_1, 0)$. In this case, however, quadratic terms, proportional to $(\epsilon_1^2 - \epsilon_2^2)$, are needed in addition to those linear in $(\epsilon_1 - \epsilon_2)$, because, owing to symmetry, $c_{yx}^p(0,0) = 0$. The near-contact asymptotics reads,

$$f_{xx}^p \approx 2.67817756 - 1.1035(\epsilon_1 + \epsilon_2), \quad (21)$$

$$c_{yx}^p \approx -0.541(\epsilon_1 - \epsilon_2) + 0.5(\epsilon_1^2 - \epsilon_2^2). \quad (22)$$

Finally, lubrication approximation of the free motion velocities is obtained from Eqs. (5)-(6), with the use of the near-contact expressions (18)-(22).

The range of validity of the above lubrication approximation has been determined by comparison with the numerical results. First, motion in a narrow channel of a fixed width, $h = \epsilon_1 + \epsilon_2 + 2$, with $h = 2.1, 2.2, 2.3, 2.4, 2.5$, has been examined. The errors of the near-contact expressions are listed in Table I. The absolute errors of f_{xx}^t , f_{xx}^p and u

TABLE I: The maximal absolute and relative errors of the lubrication approximation for different channel widths h .

h	2.1	2.2	2.3	2.4	2.5
δf_{xx}^t	0.004	0.02	0.04	0.06	0.09
δc_{yx}^t	0.0003	0.002	0.005	0.008	0.01
δc_{yy}^r	0.007	0.02	0.045	0.07	0.10
δf_{xx}^p	0.006	0.02	0.05	0.085	0.13
δc_{yx}^p	0.0003	0.002	0.007	0.015	0.03
δu	0.0008	0.003	0.007	0.013	0.02
$\delta \omega$	0.00007	0.0007	0.003	0.007	0.01
$\delta f_{xx}^t / f_{xx}^t$	0.09%	0.4%	1%	2%	3%
$\delta c_{yx}^t / f_{xx}^t$	0.005%	0.04%	0.1%	0.2%	0.3%
$\delta c_{yy}^r / c_{yy}^r$	0.2%	0.9%	2%	3%	5%
$\delta f_{xx}^p / f_{xx}^p$	0.2%	1%	2%	4%	5.5%
$\delta c_{yx}^p / f_{xx}^p$	0.01%	0.1%	0.3%	0.7%	1.3%
$\delta u / u$	0.15%	0.5%	1%	2%	3%
$\delta \omega / \omega$	0.01%	0.1%	0.5%	1%	2%

are the largest in the center of the channel, of c_{yx}^t and c_{yy}^r – at the contact, and of c_{xx}^p and ω – in between. Note that the physical relative errors are $\delta c_{yx}^t / f_{xx}^t$, $\delta c_{yy}^r / f_{xx}^p$ and $\delta \omega / u$ rather than $\delta c_{yx}^t / c_{yx}^t$, $\delta c_{yy}^r / c_{yy}^r$ and $\delta \omega / \omega$, respectively.

In Fig. 2, the accurate friction factors and free motion velocities are plotted as functions of ϵ_1 , together with their lubrication approximation, given by Eqs. (18)-(22) and (5)-(6). Even for a relatively wide channel with $h = 2.3$, the errors of the near-contact physical expressions do not exceed 2%.

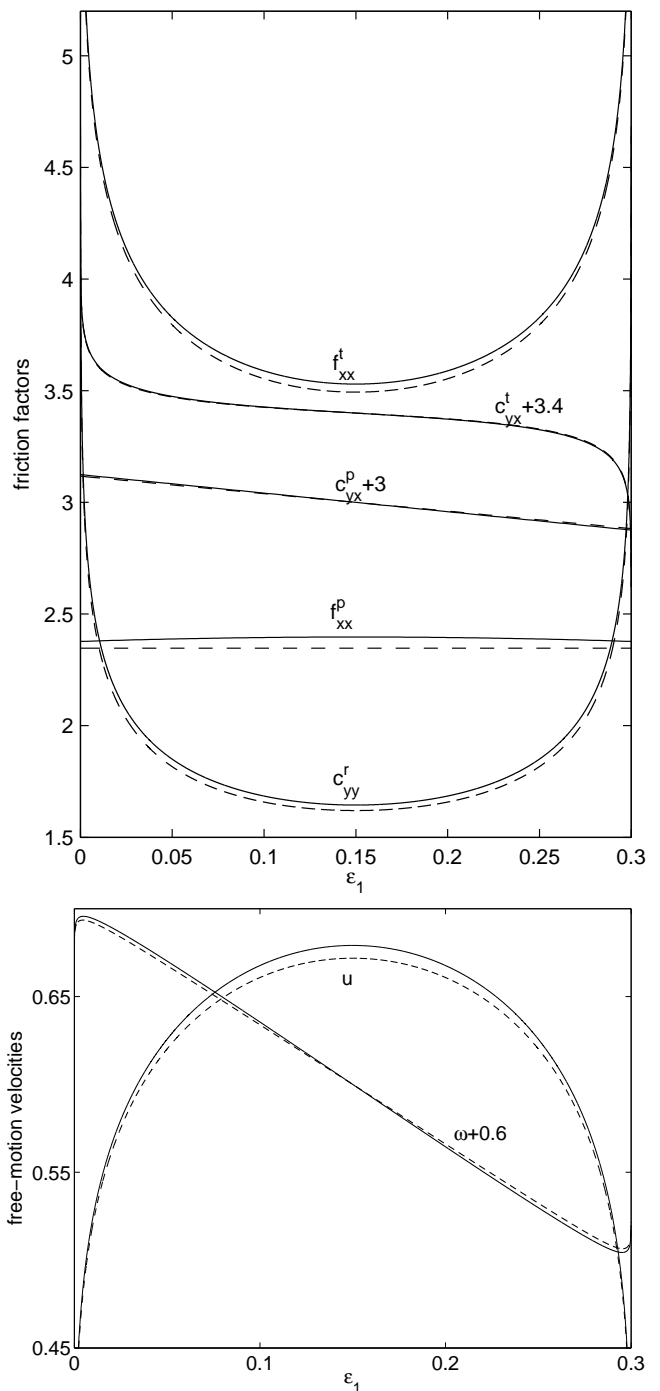


FIG. 2: Friction coefficients (top) and translational and angular velocities of a freely moving sphere (bottom) in the channel of width $h = 2.3$. Solid lines: accurate; dashed line: near-contact.

In Fig. 3, the maximal free motion velocities, $u_m = \max_{\epsilon_1} u(\epsilon_1)$ and $\omega_m = \max_{\epsilon_1} \omega(\epsilon_1)$ as well as the position of the largest rotation, $\epsilon_m: \omega(\epsilon_m) = \omega_m$, are plotted versus the channel width h . Note that u is the largest at the channel center, and ω – very close to the wall. For $h \lesssim 2.5$, the lubrication approximation of the maximal particle-velocities is still reasonably accurate, with $\delta u_m / u_m$, $\delta \omega_m / \omega_m < 3\%$.

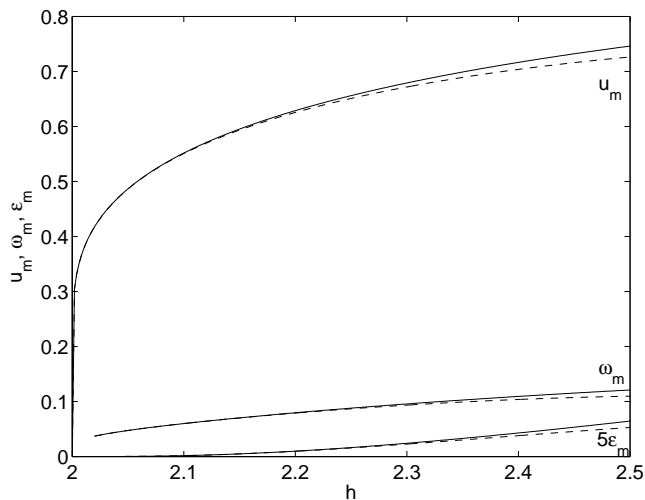


FIG. 3: Maximal translational and angular velocities of a freely moving sphere, u_m and ω_m , and the position of the maximal rotation, ϵ_m , versus the channel width h . Solid lines: accurate; dashed line: near-contact.

Finally, velocity profiles of a freely moving sphere are compared for different channel widths. In the computation, $L = 40$, with the 10^{-4} absolute accuracy. Both translational and rotational velocities of the sphere, u and ω , are normalized by u_m , and the gap ϵ_1 between the sphere surface and the lower wall – by the sum of both gaps, $\epsilon = \epsilon_1 + \epsilon_2$. The results are plotted in Fig. 4. The narrower channel, the closer to the plug flow translational velocity

is observed, and the smaller ratio of ω/u .

Concluding, in this paper the near-contact approximation for a solid-sphere motion along parallel hard walls has been derived, with at least 2% precision for the distance between the walls up to 2.3 radii.

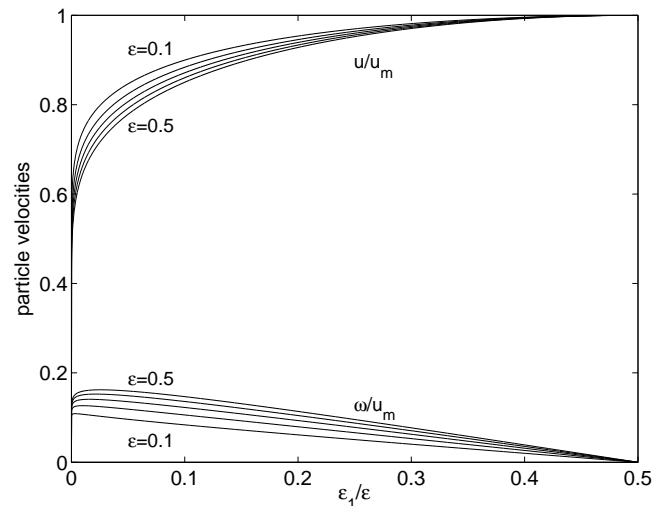


FIG. 4: Translational and rotational particle-velocity profiles for channels widths $h = 2 + \epsilon$, with $\epsilon = 0.1, 0.2, 0.3, 0.4$ and 0.5 (top-down for u/u_m and down-top for ω/u_m).

Acknowledgments

This work was supported in part by the Polish Ministry of Science and High Education, grant N501 020 32/1994.

-
- [1] Blom, M. T., Chmela, E., Oosterbroek, R. E., Tijssen, R., and van den Berg, A. 2003, *Anal. Chem.*, **75**, 6761.
 - [2] Unni, H. N., Keh, H. J., Yang, Ch. 2007, *Electrophoresis*, **28**, 658.
 - [3] Dufresne, E.R., Altman, D., Grier, D. G. 2001, *Europhys. Lett.* **53**, 264.
 - [4] Lobry, L., Ostrowsky, N. 1996, *Phys. Rev. B* **53**, 12050.
 - [5] Lin, B.; Yu, J.; Rice, S. A. 2000, *Phys. Rev. E* **62**, 3909.
 - [6] Cui, B., Diamant, H., Lin, B., and Rice, S.A. 2004, *Phys. Rev. Lett.*, **92**, 258301.
 - [7] Diamant, H., Cui, B., and Rice, S.A. 2005, *J. Phys.: Condens. Matter*, **17**, S2787 and S4047.
 - [8] Santana-Solano, J., Ramirez-Saito, A. and Arauz-Lara, J. L. 2005, *Phys. Rev. Lett.*, **95**, 198301.
 - [9] Pesché, R. and Nägele, G., 2000, *Phys. Rev. E*, **62**, 5432.
 - [10] Dechadilok, P. and Deen, W. M. 2006, *Ind. Eng. Chem. Res.* **45**, 6953.
 - [11] Pawar, Y. and Anderson, J. L. 1993, *Ind. Eng. Chem. Res.* **32**, 743.
 - [12] Staben, M. E. and Davis, R. H. 2005, *Int. J. Multiphase Flow* **31**, 529.
 - [13] Staben, M. E., Galvin, K. P. and Davis, R. H. 2006, *Chem. Engng Sci.* **61**, 1932.
 - [14] Ganatos, P.; Pfeffer, R.; Weinbaum, S. 1980 *J. Fluid Mech.* **99**, 755.
 - [15] Staben, M. E., Zinchenko, A. Z., and Davis, R. H. 2003, *Phys. Fluids* **15**, 1711. Corrigendum (2004), **16**, 4206.
 - [16] Bhattacharya, S., Bławdziewicz, J., and Wajnryb, E. 2006, *Phys. Fluids* **18**, 053301.
 - [17] Jeffrey, D. J. and Onishi, Y. 1984, *J. Fluid Mech.* **139**, 261.
 - [18] Goldman, A. J., Cox, R. G., and Brenner, H. 1967, *Chem. Engng Sci.* **22**, 637.
 - [19] O’Neil, M. E. and Stewartson, K. 1967, *J. Fluid Mech.* **27**, 705.
 - [20] Kim, S., and Karrila, S. J. 2005, *Microhydrodynamics*, Dover Publications, Mineola.
 - [21] Happel, J., and Brenner, H. 1986, *Low Reynolds Number Hydrodynamics*, Dordrecht: Martinus Nijhoff.
 - [22] Chaoui, M., and Feuillebois, F. 2003, *Q. J. Mech. Appl. Math.* **56**, 381.
 - [23] Pasol, L., Sellier, A., and Feuillebois, F. 2006, *Q. J. Mech. Appl. Math.*, 411.
 - [24] Ekiel-Jeżewska, M., and Wajnryb, E. 2006, *Q. J. Mech. Appl. Math.* **59**, 563.
 - [25] Bhattacharya, S., Bławdziewicz, J., and Wajnryb, E. 2005, *J. Fluid Mech.*, **541**, 263.
 - [26] Bhattacharya, S., Bławdziewicz, J., and Wajnryb, E. 2005, *Physica A*, **356**, 294.
 - [27] Cichocki, B., Felderhof, B. U., Hinsen, K., Wajnryb, E. and Bławdziewicz, J. 1994, *J. Chem. Phys.*, **100**, 3780.
 - [28] www.eng.yale.edu/content/Member.asp?MemberIK=143
 - [29] Cichocki, B. and Jones, R. B. 1998, *Physica A* **258**, 273.