

Sivers Asymmetries for Inclusive Pion and Kaon Production in Deep-Inelastic Scattering

John Ellis¹, Dae Sung Hwang², and Aram Kotzinian^{3,4,5}

¹*Theory Division, Physics Department, CERN, 1211 Geneva 23, Switzerland*

²*Department of Physics, Sejong University, Seoul 143-747, South Korea*

³*CEA DAPNIA/SPhN Saclay, 91191 Gif-sur-Yvette, France*

⁴*Joint Institute for Nuclear Research, 141980 Dubna, Moscow region, Russia*

⁵*Yerevan Physics Institute, 375036 Yerevan, Armenia*

Abstract

We calculate the Sivers distribution functions induced by the final-state interaction due to one-gluon exchange in diquark models of nucleon structure, treating the cases of scalar and axial-vector diquarks with both dipole and Gaussian form factors. We use these distribution functions to calculate the Sivers single-spin asymmetries for inclusive pion and kaon production in deep-inelastic scattering. We compare our calculations with the results of HERMES and COMPASS, finding good agreement for π^+ production at HERMES, and qualitative agreement for π^0 and K^+ production. Our predictions for pion and kaon production at COMPASS could be probed with increased statistics. The successful comparison of our calculations with the HERMES data constitutes *prima facie* evidence that the quarks in the nucleon have some orbital angular momentum in the infinite-momentum frame.

Keywords: Single-spin asymmetry, SIDIS, Sivers effect, TMD

PACS numbers: 12.39.-x, 13.60.-r, 13.88.+e

1 Introduction

It is well-known that transverse-momentum-dependent distribution and fragmentation functions, nowadays commonly referred to as TMDs, can have a nontrivial spin dependence and that the so-called “ T -odd” TMDs can lead to single-spin asymmetries [1, 2, 3, 4]. They are also often referred to as “naively T -odd”, because the appearance of these functions does not imply a violation of time-reversal invariance, since they can arise through final-state interactions. The Sivvers distribution function f_{1T}^\perp , schematically depicted in Fig. 1, is the oldest example of such a function.

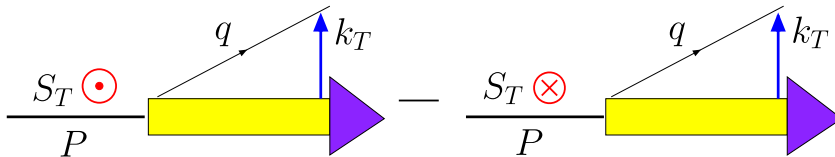


Figure 1: *Schematic depiction of the Sivvers distribution function f_{1T}^\perp . The spin vector S_T of the nucleon points out of and into the page, respectively, and k_T is the transverse momentum of the extracted quark.*

It describes the difference between the momentum distributions of quarks inside protons transversely polarized in opposite directions. The Sivvers effect was put forward as a possible explanation for the large single-spin asymmetries observed in $p^\uparrow p \rightarrow \pi X$ experiments [1, 3, 5]. Furthermore, it generates single-spin asymmetries in inclusive hadron production in deep-inelastic scattering (SIDIS) [4, 6]. These have been measured by the HERMES collaboration to be nonzero for $l p^\uparrow \rightarrow l' \pi X$ [7], and updated HERMES results for pion and kaon production have been reported in [8]. More recently, COMPASS has analyzed their SIDIS data on pion and kaon production off a deuteron target [9], and collected data using a proton target in 2007. Phenomenological analyses of SIDIS data have been performed in Refs. [10, 11, 12, 13]. The Sivvers effect may also result, e.g., in asymmetric di-jet correlations in $p^\uparrow p \rightarrow \text{jet jet } X$ [14, 15], but these are not yet visible in the data analyzed to date [16].

In recent years the importance in hadron physics of the role of the transverse momenta of the partons has been better recognized, since they provide time-odd distribution and fragmentation functions, and make possible single-spin asymmetries (SSA) in hadronic processes [4, 6, 17]. Specifically, it has been understood that one-gluon-exchange final-state interactions (FSI) are a calculable mechanism for generating a transverse single-spin asymmetry in SIDIS [6]. This FSI generates a Sivvers effect when the distribution functions are allowed to be functions of the transverse momenta of the partons, as well as their longitudinal momentum fractions. Therefore, taking the transverse momenta of the partons into consideration enlarges the realm of investigation of the nucleon structure.

A simple scalar diquark model was used in [6] to demonstrate explicitly that this FSI can indeed give rise to a leading-twist transverse SSA in SIDIS, which emerged from interference between spin-dependent amplitudes for different nucleon spin states. It was observed in [6, 18] that the same overlap integrals between light-cone wavefunctions that describe the contribution to the nucleon anomalous magnetic moment from a given quark flavor also appear in the Sivers distribution for that quark flavor (with additional pieces in the integrand). Since these integrals are the overlaps between light-cone wavefunctions whose orbital angular momenta differ by $\Delta L^z = \pm 1$, non-zero orbital angular momenta of the quarks inside the proton are essential for the existence of the Sivers asymmetry [6, 18].

In this paper we calculate the Sivers distribution functions in SIDIS induced by the one-gluon exchange final-state interaction for models of the nucleon in which the spectator diquark is treated as either a scalar or an axial-vector. As we discuss below, the simplest SU(6) wavefunction of the nucleon suggests that the spectator diquark would be in a combination of these two states. We consider two types of form factor at the nucleon-quark-diquark vertices: the dipole form factor used in [19] and a Gaussian form factor. When either of these form factors is used, we find that at larger transverse momenta the asymmetry calculated using one-gluon exchange may exceed unity in magnitude, indicating that unknown higher-order effects must become important there *. Imposing the physical restriction that the asymmetry calculated by one-gluon exchange not exceed unity changes rather little the Sivers single-spin asymmetry after integration over the transverse momentum, indicating that the results we present should be quite reliable. The similarity of our predictions for dipole and Gaussian form factors also indicates the stability of our results.

We compare our results for the Sivers single-spin asymmetries for π^+ , π^0 , π^- , K^+ and K^- with the SIDIS measurements made by HERMES and COMPASS. We find good agreement with the HERMES results for π^+ production, and qualitative agreement for π^0 and K^+ production. The experimental errors in the HERMES measurements of the Sivers asymmetries for π^- and K^- production do not permit any definite conclusions to be drawn. The same is true of the current measurements by COMPASS, and we look forward to increased statistics that could further test our predictions for pion and kaon production in SIDIS. However, the successful comparison of our calculations with the HERMES data already constitutes *prima facie* evidence that the longitudinal projection of the net quark angular momentum in the infinite-momentum frame is non-zero.

*A more complete description of the FSI can be made by introducing an appropriate Wilson-line phase factor in the definition of the distribution functions of quarks in the nucleon [1, 20, 21, 22, 23].

2 Basic Formulae for the Sivers Asymmetry

2.1 Definition of the Sivers Asymmetry $A_{UT}^{\sin(\phi_h - \phi_S)}(x)$

The SIDIS cross section $l + N^\dagger \rightarrow l' + h + x$ on a transversely-polarized target contains 8 spin-dependent azimuthal modulations. Here we consider only one of them – the so-called Sivers asymmetry. The relevant angular distribution of the cross section contains unpolarized (U) and Sivers (Siv) parts:

$$\frac{d^6\sigma(x, y, z, P_T, \phi_h, \phi_S)}{dxdydzd^2P_Td\phi_S} = \frac{d^6\sigma_U(x, y, z, P_T, \phi_h)}{dxdydzd^2P_Td\phi_S} + S_T \frac{d^6\sigma_{Siv}(x, y, z, P_T)}{dxdydzd^2P_Td\phi_S} \sin(\phi_h - \phi_S), \quad (1)$$

where ϕ_h and ϕ_S are the azimuthal angles of the transverse momentum of the produced hadron and the transverse spin of the target relative to the virtual photon direction.

The Sivers asymmetry is usually defined as

$$A_{UT}^{\sin(\phi_h - \phi_S)}(x, y, z, P_T) = \frac{2 \int d\phi_h \int d\phi_S d^6\sigma(x, y, z, P_T, \phi_h, \phi_S) \sin(\phi_h - \phi_S)}{S_T \int d\phi_h \int d\phi_S d^6\sigma(x, y, z, P_T, \phi_h, \phi_S)}, \quad (2)$$

and we note that the integration singles out the σ_U component in the denominator and σ_{Siv} in the numerator.

Within the LO QCD parton model, we have

$$\frac{d^6\sigma_U(x, y, z, P_T, \phi_h)}{dxdydzd^2P_Td\phi_S} = C(x, y) \Sigma_q e_q^2 \int d^2\mathbf{k}_\perp f_1^q(x, \mathbf{k}_\perp^2) D_{1q}^h(z, \mathbf{p}_\perp^2), \quad (3)$$

$$\frac{d^6\sigma_{Siv}(x, y, z, P_T)}{dxdydzd^2P_Td\phi_S} = C(x, y) \Sigma_q e_q^2 \int d^2\mathbf{k}_\perp \left(-\frac{|\mathbf{k}_\perp|}{M}\right) \sin(\phi_q - \phi_S) f_{1T}^{\perp q}(x, \mathbf{k}_\perp^2) D_{1q}^h(z, \mathbf{p}_\perp^2), \quad (4)$$

where

$$C(x, y) = \frac{\alpha_{em}^2}{2ME} \frac{1 + (1 - y)^2}{xy^2}, \quad (5)$$

$f_1^q(x, \mathbf{k}_\perp)$ and $f_{1T}^{\perp q}(x, \mathbf{k}_\perp)$ are the unpolarized and Sivers quark distribution functions inside the nucleon, ϕ_q is the azimuthal angle of the active quark q , $D_{1q}^h(z, \mathbf{p}_\perp)$ is the unpolarized fragmentation function of q into the hadron h , and

$$\mathbf{p}_\perp = \mathbf{P}_T - z\mathbf{k}_\perp \quad (6)$$

is the transverse momentum of the produced hadron with respect to the fragmenting quark momentum.

In order to obtain the dependence of Sivers asymmetry on any single kinematic variable such as x , one must integrate the unpolarized and polarization-dependent parts of the cross sections over the other three kinematic variables:

$$A_{UT}^{\sin(\phi_h - \phi_S)}(x) = \frac{\Delta\hat{\sigma}(x)}{\hat{\sigma}(x)}, \quad (7)$$

$$\Delta\hat{\sigma}(x) = \text{Int} \left[C(x, y) \Sigma_q e_q^2 \int d^2\mathbf{k}_\perp \left(-\frac{\mathbf{k}_\perp \cdot \mathbf{P}_T}{M|\mathbf{P}_T|} \right) f_{1T}^{\perp q}(x, \mathbf{k}_\perp) D_{1q}^h(z, \mathbf{P}_T - z\mathbf{k}_\perp) \right], \quad (8)$$

$$\hat{\sigma}(x) = \text{Int} \left[C(x, y) \Sigma_q e_q^2 \int d^2\mathbf{k}_\perp f_1^q(x, \mathbf{k}_\perp) D_{1q}^h(z, \mathbf{P}_T - z\mathbf{k}_\perp) \right], \quad (9)$$

where $\text{Int}[\dots]$ denotes the following integration:

$$\text{Int}[G] = \int_{z_{\min}}^{z_{\max}} dz \int_{P_{T\min}}^{P_{T\max}} d|\mathbf{P}_T| |\mathbf{P}_T| \int_0^{2\pi} d\phi \int_0^{k_{\perp\max}} d|\mathbf{k}_\perp| |\mathbf{k}_\perp| [G]. \quad (10)$$

The derivation of (8) is given in the Subsection 2.2.

In the later comparisons with experimental data, we use the following integration limits for asymmetries on a proton target at HERMES: $0.2 < z < 0.8$, $0.05 \text{ GeV} < |\mathbf{P}_T| < 1.2 \text{ GeV}$, and for asymmetries on a deuteron target at COMPASS we use $0.2 < z < 0.8$, $0.1 \text{ GeV} < |\mathbf{P}_T| < 2.0 \text{ GeV}$, corresponding to the kinematic conditions of these experiments.

2.2 Intrinsic \mathbf{k}_\perp Integration

Let us consider two integrals:

$$R_1 = \int d^2\mathbf{k}_\perp f(\mathbf{k}_\perp^2) D(\mathbf{p}_\perp^2), \quad (11)$$

$$R_2 = \int d^2\mathbf{k}_\perp \frac{|\mathbf{k}_\perp|}{M} \sin(\phi_q - \phi_S) f(\mathbf{k}_\perp^2) D(\mathbf{p}_\perp^2). \quad (12)$$

The integrand of R_1 is a scalar function of vectors \mathbf{k}_\perp and \mathbf{P}_T in the two-dimensional transverse momentum space. This means that R_1 can be a function only of z and \mathbf{P}_T^2 :

$$R_1 = r_1(z, \mathbf{P}_T^2).$$

On the other hand, (12) can be represented as

$$R_2 = \hat{S}_1 F_2 - \hat{S}_2 F_1, \quad (13)$$

Where $\hat{S}_{1,2}$ are the components of the two-dimensional transverse spin vector $\hat{\mathbf{S}}$ and the F_i are the components of

$$\mathbf{F} = \int d^2\mathbf{k}_\perp \frac{\mathbf{k}_\perp}{M} f(\mathbf{k}_\perp^2) D(\mathbf{p}_\perp^2). \quad (14)$$

Since \mathbf{F} is a two-dimensional vector, and the only vector remaining after integration in (14) is \mathbf{P}_T , we have

$$\mathbf{F} = \mathbf{P}_T \Phi(\mathbf{P}_T^2), \quad (15)$$

and hence

$$\Phi(\mathbf{P}_T^2) = \frac{\mathbf{P}_T \cdot \mathbf{F}}{\mathbf{P}_T^2}. \quad (16)$$

From Eqs. (13 – 16) we finally obtain

$$R_2 = \sin(\phi_h - \phi_S) r_2(z, \mathbf{P}_T^2),$$

where

$$r_2(z, \mathbf{P}_T^2) = \int d^2\mathbf{k}_\perp \frac{\mathbf{k}_\perp \cdot \mathbf{P}_T}{M|\mathbf{P}_T|} f(\mathbf{k}_\perp^2) D(\mathbf{p}_\perp^2). \quad (17)$$

2.3 Calculations of the Siverts Function in Diquark Models

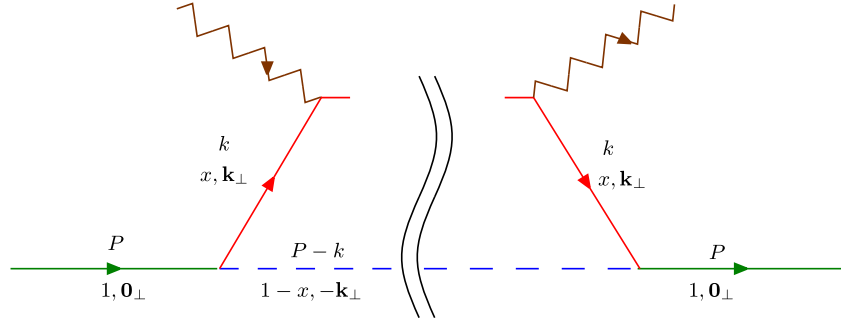


Figure 2: *Leading-order diagram contributing to f_1 in a diquark model.*

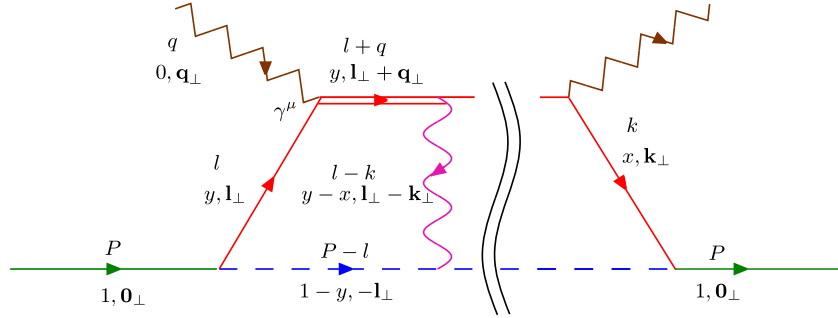


Figure 3: *Leading-order diagram contributing to the Siverts function f_{1T}^\perp in a diquark model, via a one-gluon exchange final-state interaction (FSI).*

In this subsection we repeat the derivation of the Siverts function in the scalar diquark model with a constant Yukawa vertex given in [6, 24], and later generalize the result to the scalar and axial-vector diquark models with non-trivial form factors $g(k^2)$ at the nucleon-quark-diquark vertex. We obtain, from (56) in the Appendix of

this paper or from (22) of [24], the following expression for the distribution function in the Yukawa model:

$$f_1(x, \mathbf{k}_\perp) = g^2(1-x) \frac{\mathbf{k}_\perp^2 + (xM+m)^2}{(\mathbf{k}_\perp^2 + B)^2}. \quad (18)$$

From Eqs. (28) and (30) of [24], we also have

$$\begin{aligned} k_\perp^x f_{1T}^\perp(x, \mathbf{k}_\perp) &= -g^2 \frac{e_1 e_2}{4\pi} (xM+m)(1-x) \frac{1}{(\mathbf{k}_\perp^2 + B)} \\ &\times \frac{1}{\pi} \int d^2 \mathbf{l}_\perp \frac{1}{(\mathbf{l}_\perp^2 + B)} \frac{(l_\perp - k_\perp)^x}{[(\mathbf{l}_\perp - \mathbf{r}_\perp)^2 + \lambda_g^2]}. \end{aligned} \quad (19)$$

Here we set to unity the parameter a in Eq. (30) of [24]. Using (18) and (19), we can write

$$\frac{f_{1T}^\perp(x, \mathbf{k}_\perp)}{f_1(x, \mathbf{k}_\perp)} = \frac{e_1 e_2}{4\pi} \frac{M(xM+m)}{(xM+m)^2 + \mathbf{k}_\perp^2} k_\perp^x R(x, \mathbf{k}_\perp), \quad (20)$$

where $R(x, \mathbf{k}_\perp)$ is given by

$$k_\perp^x R(x, \mathbf{k}_\perp) \times \frac{1}{\mathbf{k}_\perp^2 + B} = \frac{-1}{\pi} \int d^2 \mathbf{l}_\perp \frac{1}{(\mathbf{l}_\perp^2 + B)} \frac{(l_\perp - k_\perp)^x}{[(\mathbf{l}_\perp - \mathbf{r}_\perp)^2 + \lambda_g^2]} \equiv I. \quad (21)$$

We calculate the RHS of (21) by first taking the direction of \mathbf{k}_\perp as the x direction and using k and l to denote $|\mathbf{k}_\perp|$ and $|\mathbf{l}_\perp|$, respectively, so that

$$\begin{aligned} \mathbf{k}_\perp &= k(1, 0), \\ \mathbf{l}_\perp &= l(\cos\phi, \sin\phi), \\ (l_\perp - k_\perp)^x &= l\cos\phi - k, \\ (\mathbf{l}_\perp - \mathbf{k}_\perp) &= (l\cos\phi - k, l\sin\phi), \\ (\mathbf{l}_\perp - \mathbf{k}_\perp)^2 &= l^2 + k^2 - 2kl\cos\phi. \end{aligned} \quad (22)$$

Then, I in (21) becomes

$$\begin{aligned} I &= \frac{-1}{\pi} \int l dl d\phi \frac{l\cos\phi - k}{(l^2 + B)(l^2 + k^2 - 2kl\cos\phi)} \\ &= \int_0^\infty l dl \frac{1}{(l^2 + B)(l^2 + k^2)} \left(\frac{-1}{\pi} \int_0^{2\pi} d\phi \frac{l\cos\phi - k}{1 - \frac{2kl}{l^2 + k^2} \cos\phi} \right). \end{aligned} \quad (23)$$

After some calculations, we find that the last factor in (23) gives

$$\left(\frac{-1}{\pi} \int_0^{2\pi} d\phi \frac{l\cos\phi - k}{1 - \frac{2kl}{l^2 + k^2} \cos\phi} \right) = \begin{cases} 2 \frac{l^2 + k^2}{k} & \text{when } l < k \\ 0 & \text{when } l > k \end{cases} \quad (24)$$

Using (24), the expression (23) becomes

$$\begin{aligned}
I &= \int_0^k l dl \frac{1}{(l^2 + B)(l^2 + k^2)} 2 \frac{l^2 + k^2}{k} \\
&= \frac{1}{k} \int_0^k 2l dl \frac{1}{(l^2 + B)} \\
&= \frac{k_\perp^x}{\mathbf{k}_\perp^2} \int_0^{\mathbf{k}_\perp^2} d(\mathbf{l}_\perp^2) \frac{1}{(\mathbf{l}_\perp^2 + B)}, \tag{25}
\end{aligned}$$

where we use $1/k = k_\perp^x/\mathbf{k}_\perp^2$, since we take the direction of \mathbf{k}_\perp as the x direction. From (21) and (25), we have

$$R(x, \mathbf{k}_\perp) \times \frac{1}{\mathbf{k}_\perp^2 + B} = \frac{1}{\mathbf{k}_\perp^2} \int_0^{\mathbf{k}_\perp^2} d(\mathbf{l}_\perp^2) \frac{1}{(\mathbf{l}_\perp^2 + B)}. \tag{26}$$

Then, using $R(x, \mathbf{k}_\perp)$ in (26), we can obtain the Sivvers function from the formula (20). The result is identical to the result in [6, 24].

Eq. (26) is for the Yukawa model, presented in the Appendix, in which the nucleon-quark-diquark vertex is $g(k^2) = 1$. We can generalize (26) for a general form factor $g(k^2) = g(x, \mathbf{k}_\perp)$ by using the following formula:

$$R(x, \mathbf{k}_\perp) \times \frac{g(x, \mathbf{k}_\perp)}{\mathbf{k}_\perp^2 + B} = \frac{1}{\mathbf{k}_\perp^2} \int_0^{\mathbf{k}_\perp^2} d(\mathbf{l}_\perp^2) \frac{g(x, \mathbf{l}_\perp)}{(\mathbf{l}_\perp^2 + B)}. \tag{27}$$

Using formula (27), we now calculate $R(x, \mathbf{k}_\perp)$ for the dipole and Gaussian form factors at the proton-quark-diquark vertex, respectively, obtaining the results shown in (39) and (49).

2.4 Generalized Diquark Models

Whilst the simplest possibility for the spectator diquark is the scalar case, even in the absence of orbital angular momentum in the nucleon rest frame, it may exist in a spin-one, axial-vector state. Indeed, this possibility is realized in the simplest non-relativistic SU(6) wavefunction for the proton:

$$|p \uparrow\rangle = \frac{1}{\sqrt{3}} \left(\sqrt{\frac{2}{3}} |uu \ 1 + 1\rangle |d \downarrow\rangle - \sqrt{\frac{1}{3}} |uu \ 10\rangle |d \uparrow\rangle \right) \tag{28}$$

$$\begin{aligned}
& - \frac{1}{\sqrt{6}} \left(\sqrt{\frac{2}{3}} |ud \ 1 + 1\rangle |u \downarrow\rangle - \sqrt{\frac{1}{3}} |ud \ 10\rangle |u \uparrow\rangle \right) + \frac{1}{\sqrt{2}} |ud \ 00\rangle |u \uparrow\rangle \\
|p \downarrow\rangle &= \frac{1}{\sqrt{3}} \left(- \sqrt{\frac{2}{3}} |uu \ 1 - 1\rangle |d \uparrow\rangle + \sqrt{\frac{1}{3}} |uu \ 10\rangle |d \downarrow\rangle \right) \tag{29} \\
& - \frac{1}{\sqrt{6}} \left(- \sqrt{\frac{2}{3}} |ud \ 1 - 1\rangle |u \uparrow\rangle + \sqrt{\frac{1}{3}} |ud \ 10\rangle |u \downarrow\rangle \right) + \frac{1}{\sqrt{2}} |ud \ 00\rangle |u \downarrow\rangle.
\end{aligned}$$

In each of the terms in (28) and (29), we have exhibited the spin states of the spectator diquark, showing explicitly that it is in a combination of scalar and axial-vector configurations in different spin states.

If the proton does have a naive SU(6) wavefunction in its rest frame, the distribution functions of the u and d quarks inside the proton, f_1^u and f_1^d , are given by

$$f_1^u = \frac{3}{2}f_1^s + \frac{1}{2}f_1^a, \quad f_1^d = f_1^a, \quad (30)$$

and those inside the deuteron are given by

$$f_{\text{deu } 1}^u = f_{\text{deu } 1}^d = f_1^u + f_1^d. \quad (31)$$

The same relations also hold for the Sivers distribution functions, as we discuss below in more detail.

In the following, we allow for non-trivial form factors at the nucleon-quark-diquark vertices, in both the scalar (s) and axial-vector (a) diquark cases:

$$\Upsilon_s = g_s(k^2), \quad \Upsilon_a^\mu = \frac{g_a(k^2)}{\sqrt{3}}\gamma^\mu\gamma_5, \quad (32)$$

Two specific models for the form factors $g_s(k^2)$ and $g_a(k^2)$ are discussed in the following Sections.

3 Dipole Form Factor

3.1 Calculations

We first consider a dipole model for the nucleon-quark-diquark vertex:

$$g_R(k^2) = \sqrt{N_R} \frac{k^2 - m^2}{(k^2 - \Lambda^2)^2} = \sqrt{N_R} \frac{(k^2 - m^2)(1-x)^2}{(\mathbf{k}_\perp^2 + B_R)^2}, \quad (33)$$

where $R = s$ for the scalar and $R = a$ for the axial-vector diquark, we used [19, 24]

$$-k^2(x, \mathbf{k}_\perp^2) = \frac{\mathbf{k}_\perp^2}{1-x} + \frac{x}{1-x}M_R^2 - xM^2, \quad (34)$$

and B_R is given by

$$B_R = (1-x)\Lambda^2 + xM_R^2 - x(1-x)M^2. \quad (35)$$

We then have the following distribution functions:

$$f_1^R(x, \mathbf{k}_\perp) = \frac{N_R}{16\pi^3} \frac{(1-x)^3[(xM+m)^2 + \mathbf{k}_\perp^2]}{(\mathbf{k}_\perp^2 + B_R)^4}, \quad (36)$$

yielding the following when integrated over \mathbf{k}_\perp :

$$f_1^R(x) = \frac{N_R}{16\pi^3} \frac{\pi(1-x)^3[2(xM+m)^2+B_R]}{6B_R^3} . \quad (37)$$

The normalization factors N_R are fixed from the condition

$$\int_0^1 dx f_1^R(x) = 1 . \quad (38)$$

In the present cases of dipole form factors, we obtain from (27)

$$\begin{aligned} R(x, \mathbf{k}_\perp) \times \frac{1}{(\mathbf{k}_\perp^2 + B_\Lambda)^2} &= \frac{1}{\mathbf{k}_\perp^2} \int_0^{\mathbf{k}_\perp^2} d(\mathbf{l}_\perp^2) \frac{1}{(\mathbf{l}_\perp^2 + B_\Lambda)^2} \\ &= \frac{1}{\mathbf{k}_\perp^2} \left(-\frac{1}{\mathbf{k}_\perp^2 + B_\Lambda} + \frac{1}{B_\Lambda} \right) = \frac{1}{B_\Lambda(\mathbf{k}_\perp^2 + B_\Lambda)} . \end{aligned} \quad (39)$$

Thus, we obtain finally the Siverts distribution functions for the dipole form factors as follows:

$$f_{1T}^{\perp R}(x, \mathbf{k}_\perp) = a_R \frac{e_1 e_2}{4\pi} \frac{N_R(1-x)^3 M(xM+m)}{16\pi^3 B_R(\mathbf{k}_\perp^2 + B_R)^3} , \quad (40)$$

In deriving (40), we use for the gauge-field coupling to the axial-vector diquark in Fig. 3 the simple form $ie_2 g^{\alpha\beta} ((P-l) + (P-k))^\mu$, which is equivalent, for each polarization state, to the gauge-field coupling to a scalar diquark[†]. Following [6], we fix $\frac{e_1 e_2}{4\pi} = -C_F \alpha_S$, where $C_F = \frac{4}{3}$.

The values of a_R are given by the overlaps of the proton wave functions of positive and negative helicities. We find:

$$a_s = 1 \quad \text{and} \quad a_a = -\frac{1}{3} . \quad (41)$$

Details of the derivation are presented in the Appendix, where the relations between the SU(6) and light-cone wavefunctions are discussed, as well as the relations between light-cone and Bjorken-Drell spinors.

We use $\alpha_S \approx 0.3$ and choose the following values for the parameters of the model studied in this Section:

$$m = 0.36 \text{ GeV}, \quad M_s = 0.6 \text{ GeV}, \quad M_a = 0.8 \text{ GeV}, \quad \Lambda = 0.65 \text{ GeV}. \quad (42)$$

We assume a Gaussian transverse-momentum dependence for the fragmentation functions:

$$D_{1q}^h(z, \mathbf{p}_\perp^2) = \frac{1}{\pi\mu_2^2} e^{-\frac{\mathbf{p}_\perp^2}{\mu_2^2}} D_{1q}^h(z) , \quad (43)$$

[†] We note that the results for the axial-vector diquark in (36), (37) and (40) are different from those of [25], which are obtained if $\sum_\lambda \epsilon_\mu^{(\lambda)*} \epsilon_\nu^{(\lambda)} = -g_{\mu\nu}$ is used. Ref. [26] considers various different possibilities for the polarization sum of the axial-vector diquark. More general forms of gauge-field coupling to the axial-vector diquark were used in Refs. [25, 26, 27].

with $\mu_2^2 = 0.2 \text{ GeV}^2$ as obtained in [28]. We use the leading-order fragmentation functions of [29] for the integrated fragmentation functions $D_{1q}^h(z)$. The \mathbf{k}_\perp integration is performed as described in Section 2.2.

We present in the top panel of Fig. 4 the dependence of the calculated asymmetry on the upper limit in the \mathbf{k}_\perp integral. As one can see, the saturation of integral takes place around 2 GeV, which is a rather high value, though about 90 % of the integral is provided by the region $|\mathbf{k}_\perp| < 1 \text{ GeV}$. For definiteness, in this Section using dipole form factors, we use $|\mathbf{k}_\perp|_{\text{max}} = 2.5 \text{ GeV}$ for the upper limit of the \mathbf{k}_\perp integration. The leading-order perturbative QCD approach is believed to be applicable to SIDIS when all transverse momenta are much smaller than the virtuality of the hard scattering, Q . However, in SIDIS at fixed energy there is a strong correlation between the mean values of x and Q^2 : for example, at HERMES $\langle Q^2 \rangle(x = 0.18) \approx 4 \text{ GeV}$ and $\langle Q^2 \rangle(x = 0.28) \approx 6 \text{ GeV}$. Thus the highest virtuality at HERMES corresponding to the last populated x bins is of the same order of magnitude as the saturation value for the intrinsic transverse momentum integration. This consideration, together with the fact that the simple diquark model used here treats only the valence quarks, shows that this approach cannot be considered reliable for low values of x . Hence, our results should be considered as applicable only to $x > 0.1$.

Another issue bearing on the accuracy of our results is that unitarity requires the analyzing power of the Sivers function to be less than unity in modulus for all values of x and \mathbf{k}_\perp : $A_{u,d} \equiv |k_\perp f_{1T}^{\perp u,d}(x, \mathbf{k}_\perp) / M f_1^{u,d}(x, \mathbf{k}_\perp)| \leq 1$. This is not always the case for the simplified leading-order one-gluon-exchange FSI that we consider, which tends to yield larger values at large x and \mathbf{k}_\perp , as seen in the middle panel of Fig. 4 for scattering off a u quark, and in the bottom panel for scattering off a d quark [‡]. The issue would be resolved if a full higher-order calculation were performed, but this is currently not available, so one must estimate the error incurred by including unphysical values in the integration over \mathbf{k}_\perp . In fact, we find that the naive predictions obtained by ignoring the unitarity issue differ from the modified calculations, that are obtained by truncating the \mathbf{k}_\perp integration at the x -dependent unitarity limit shown in Fig. 4, by far less than the present experimental uncertainties, so this theoretical error may be neglected for the time being.

3.2 Comparisons with Data

In Figs. 5 and 6 we compare the Sivers asymmetries for pion and kaon production calculated with a dipole form factor using $\alpha_s = 0.3$ and $\Lambda = 0.65 \text{ GeV}$ with data from the HERMES Collaboration obtained using a proton target. We see that our predictions for the π^+ asymmetry (top panel of Fig. 5) agree very well with the HERMES data, which exhibit a relatively significant positive asymmetry. The HERMES data

[‡]A related issue is that the asymmetry we calculate is large close to the contour in the (x, \mathbf{k}_\perp) beyond which unitarity is violated.

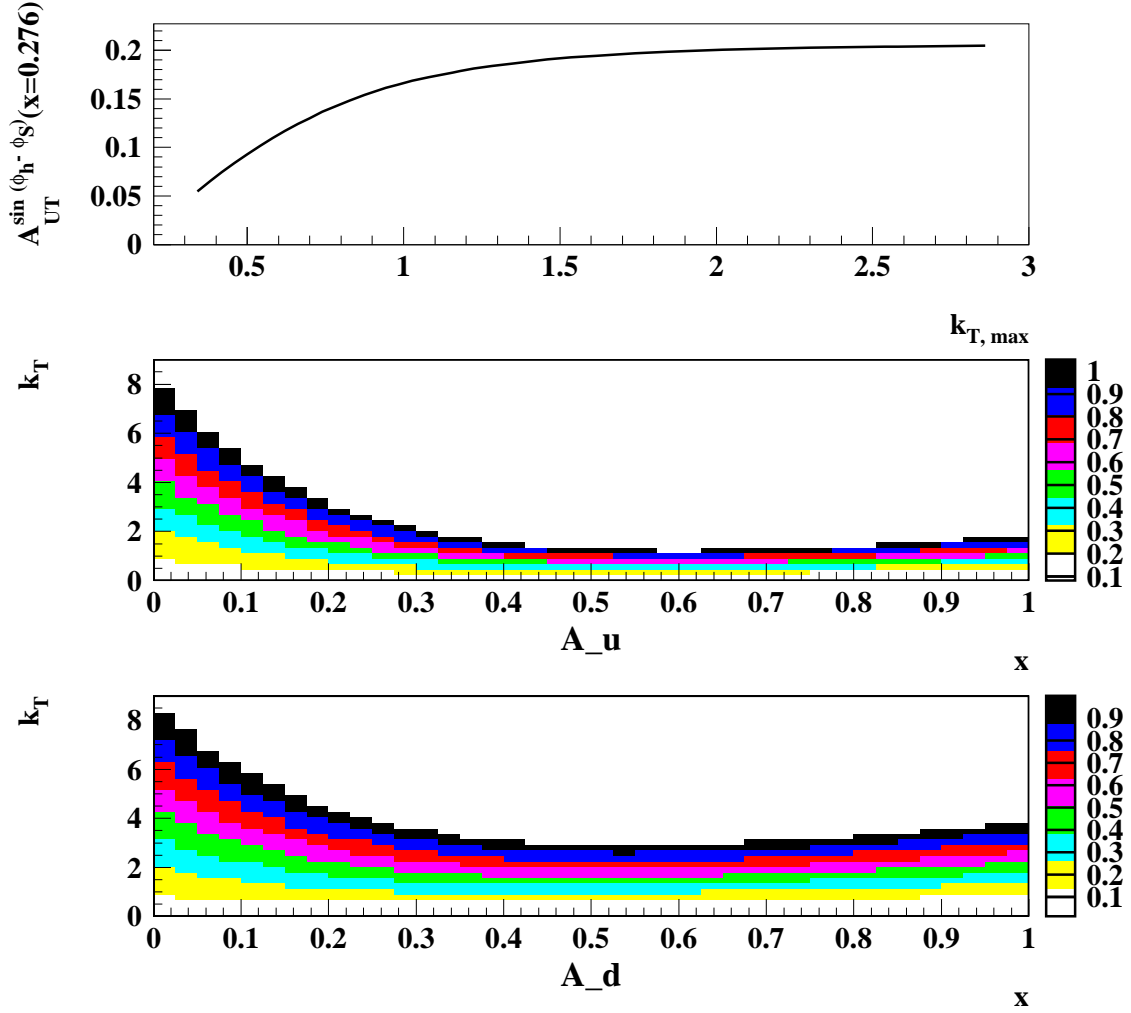


Figure 4: In the top panel, we show the Siverts asymmetry for π^+ production off proton target for HERMES kinematics at $x = 0.276$ as a function of the upper limit of the $|\mathbf{k}_{\perp}|$ integration. The analyzing power of the Siverts function for scattering off a u quark (middle panel) and a d quark (bottom panel) as functions of x and $k_T = |\mathbf{k}_{\perp}|$. The calculated values exceed the unitarity limit in the white regions at larger x and k_T . All these plots are obtained using dipole form factors.

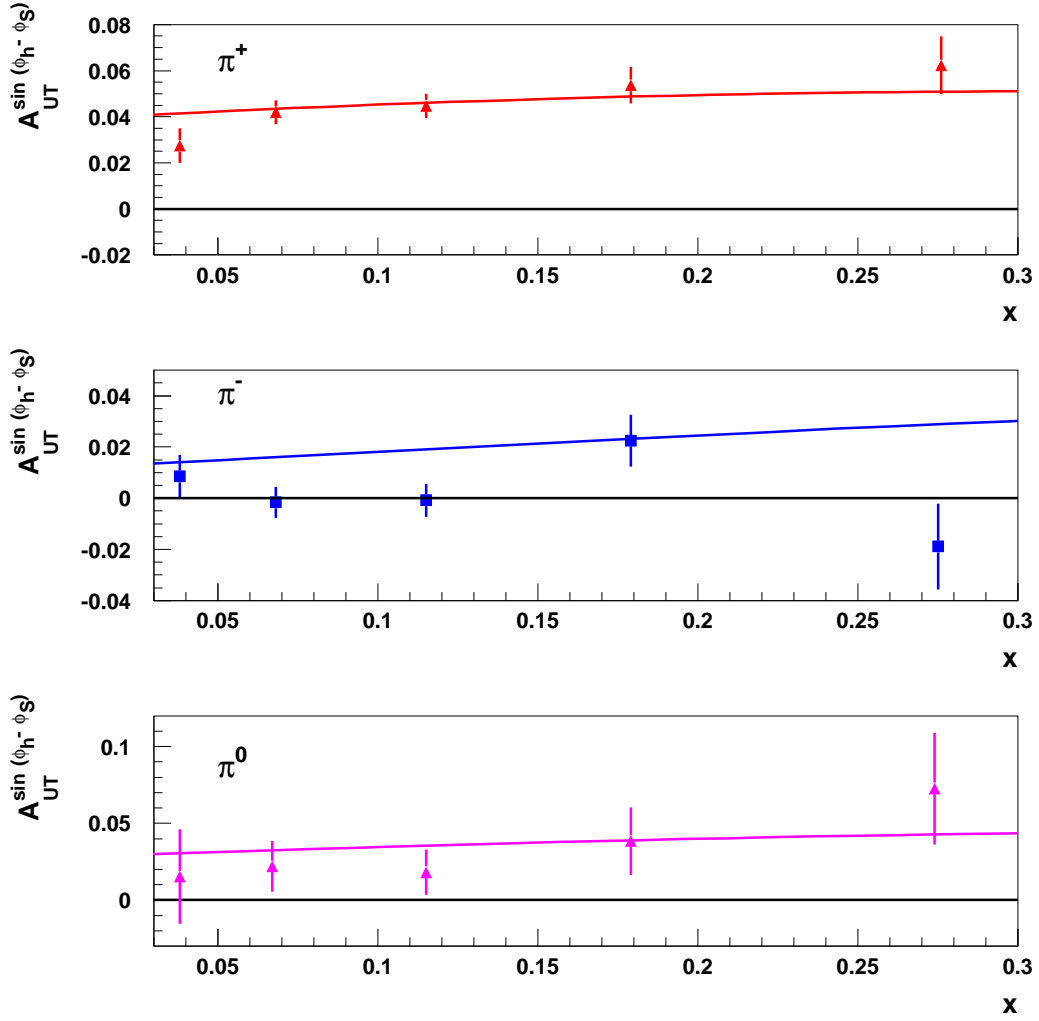


Figure 5: Comparisons of our predictions for the Sivers asymmetries in the production of π^+ (top panel), π^- (middle panel) and π^0 (bottom panel) with HERMES data, assuming $\alpha_s = 0.3$ and $\Lambda = 0.65$ GeV for the dipole model parameters.

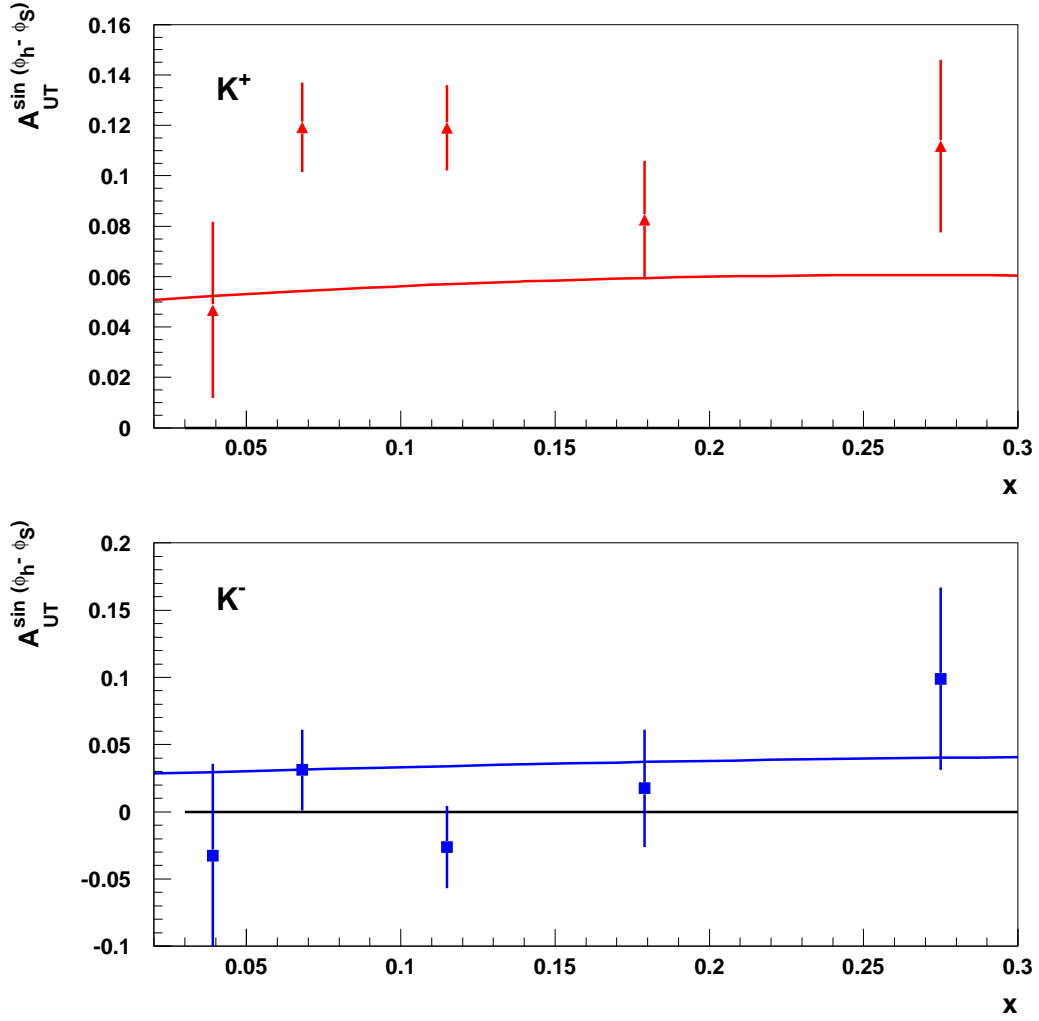


Figure 6: Comparisons of our predictions for the Sivers asymmetries in the production of K^+ (top panel) and K^- (bottom panel) with HERMES data, assuming $\alpha_s = 0.3$ and $\Lambda = 0.65$ GeV for the dipole model parameters.

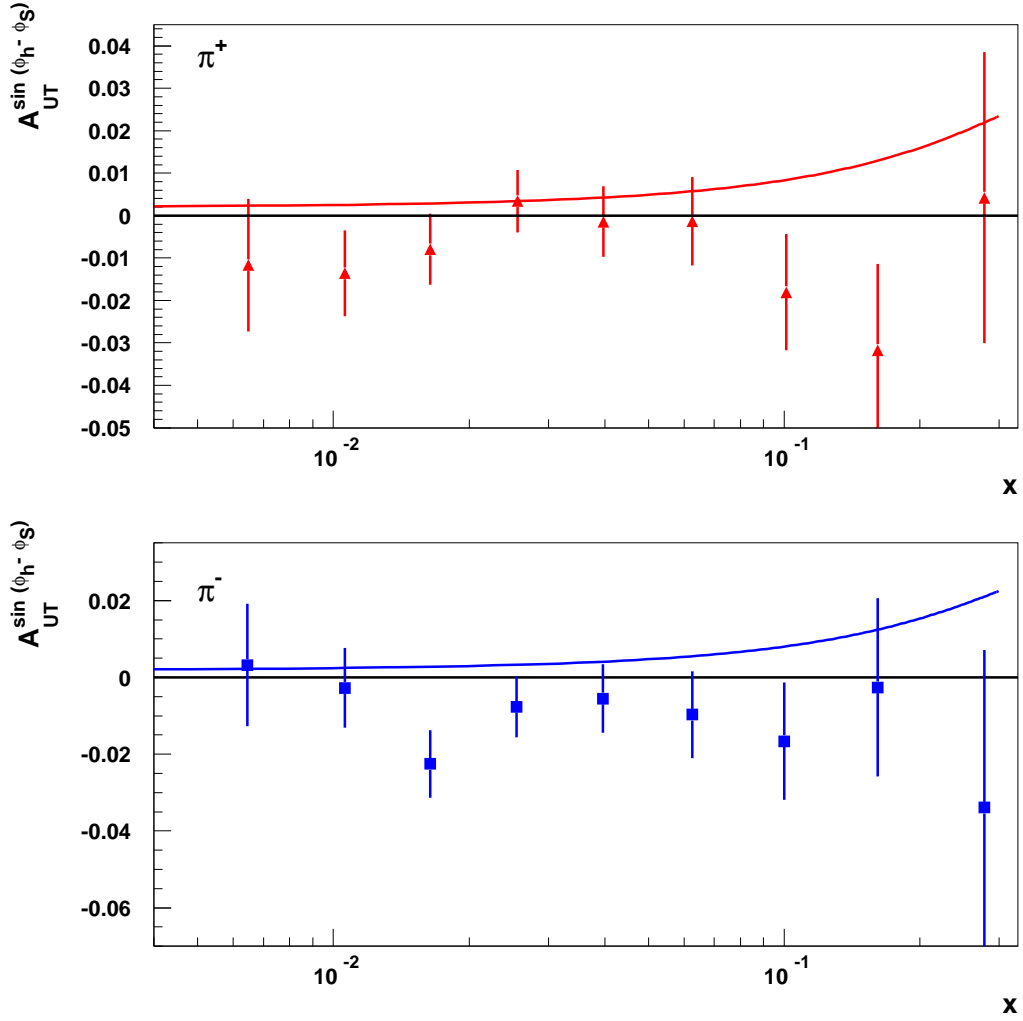


Figure 7: Comparisons of our predictions for the Sivers asymmetries in the production of π^+ (top panel) and π^- (bottom panel) with COMPASS deuteron target data, assuming $\alpha_s = 0.3$ and $\Lambda = 0.65$ GeV for the dipole model parameters.

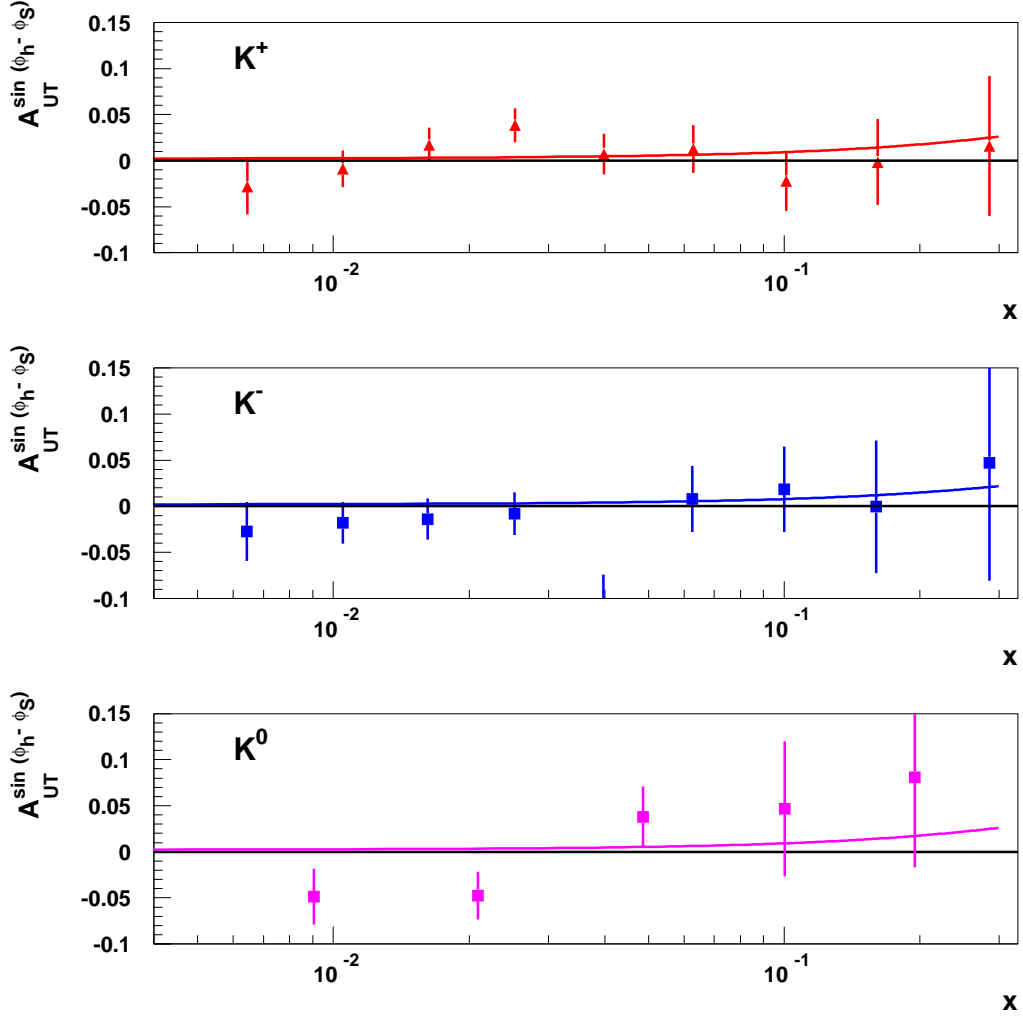


Figure 8: Comparisons of our predictions for the Sivers asymmetries in the production of K^+ (top panel), K^- (middle panel) and K^0 (bottom panel) with COMPASS deuteron target data, assuming $\alpha_s = 0.3$ and $\Lambda = 0.65$ GeV for the dipole model parameters.

for the π^- asymmetry (middle panel) are more equivocal, though they are compatible with positive values that are smaller than for π^+ , as predicted by our calculations. We also predict a positive asymmetry for π^0 production, which is in qualitative agreement with the HERMES data, as seen in the bottom panel of Fig. 5. In the case of the HERMES data for kaons, we see qualitative agreement for the K^+ asymmetry shown in the top panel of Fig. 6, though the experimental values are somewhat larger than the predictions, albeit with large errors. This difference could be explained by the fact that we do not include the \bar{s} contribution, which dominates in fragmentation to the K^+ . In the case of the K^- asymmetry shown in the lower panel of Fig. 6, the experimental values are similar to the predictions, though again with relatively large errors.

The corresponding comparisons for COMPASS data on pion and kaon production are shown in Figs. 7 and 8, respectively. In this case, again using a dipole form factor and $\alpha_s = 0.3$ and $\Lambda = 0.65$ GeV, we predict small asymmetries for all three charge states for both pions and kaons. These predictions are compatible with the data available from COMPASS for π^\pm , K^\pm and K^0 production.

We conclude that our model gives qualitatively successful predictions for the Sivers asymmetries if a dipole form factor is assumed.

4 Gaussian Form Factor

4.1 Calculations

In order to assist in evaluating the reliability of our results, in this Section we make a similar analysis of the predictions for the Sivers asymmetries obtained using a Gaussian form factor at the proton-quark-diquark vertex given by

$$g(k^2) = \sqrt{N_R} (k^2 - m^2) e^{\frac{1}{2\Lambda_1^2}(k^2 - \Lambda^2)}, \quad (44)$$

where $-k^2 = \frac{\mathbf{k}_\perp^2}{1-x} + \frac{x}{1-x}M_R^2 - xM^2$. In this case, we have the distribution functions

$$f_1^R(x, \mathbf{k}_\perp) = \frac{N_R}{\Lambda_1^2(1-x)} f_0(x) [(xM + m)^2 + \mathbf{k}_\perp^2] e^{-\frac{\mathbf{k}_\perp^2}{\Lambda_1^2(1-x)}}, \quad (45)$$

where

$$f_0(x) = e^{\frac{x(1-x)M^2 - xM_R^2}{\Lambda_1^2(1-x)}}. \quad (46)$$

After integration over \mathbf{k}_\perp , we obtain the distribution functions

$$f_1^R(x) = \pi N_R f_0(x) [(xM + m)^2 + \Lambda_1^2(1-x)], \quad (47)$$

where the normalization factors N_R are fixed by

$$\int_0^1 dx f_1^R(x) = 1. \quad (48)$$

We obtain from (27) for the present Gaussian form factor

$$R(x, \mathbf{k}_\perp) \times e^{-\frac{\mathbf{k}_\perp^2}{2\Lambda_1^2(1-x)}} = \frac{1}{\mathbf{k}_\perp^2} \int_0^{\mathbf{k}_\perp^2} d(l_\perp^2) e^{-\frac{l_\perp^2}{2\Lambda_1^2(1-x)}} = \frac{1}{\mathbf{k}_\perp^2} 2\Lambda_1^2(1-x) \left(1 - e^{-\frac{\mathbf{k}_\perp^2}{2\Lambda_1^2(1-x)}}\right). \quad (49)$$

Finally, we obtain the following Siverts distribution functions for the Gaussian form factor:

$$f_{1T}^{\perp R}(x, \mathbf{k}_\perp) = a_R \frac{e_1 e_2}{4\pi} N_R 2M(xM + m) f_0(x) \frac{1}{\mathbf{k}_\perp^2} e^{-\frac{\mathbf{k}_\perp^2}{2\Lambda_1^2(1-x)}} \left(1 - e^{-\frac{\mathbf{k}_\perp^2}{2\Lambda_1^2(1-x)}}\right), \quad (50)$$

where $a_s = 1$ and $a_a = -\frac{1}{3}$ as in (40). Relevant formulae and details of the derivation and the relation between the light-cone and rest-frame SU(6) descriptions of the nucleon wavefunction are given in the Appendix.

As one can see in the top panel of Fig. 9, the convergence of the \mathbf{k}_\perp integration is faster with the Gaussian form factor than with the dipole form factor, and in this section we use $|\mathbf{k}_\perp|_{\max} = 1.5$ GeV for the upper limit of the \mathbf{k}_\perp integration. In the middle panel of Fig. 9, we delineate the regions of the (x, \mathbf{k}_\perp) where the naively calculated one-gluon-exchange FSI contribution to the Siverts asymmetry in scattering off a u quark exceeds unity (white), and also indicate the magnitudes calculated at lower values of x and \mathbf{k}_\perp . The bottom panel presents the same information for a d quark. As in the case of the dipole form factor the unitarity cut of the \mathbf{k}_\perp integration limit alters our predictions by amounts that are again far smaller than the experimental errors.

The bottom panel presents the same information for a d quark. As in the case of the dipole form factor, we cut off the \mathbf{k}_\perp integral at the solid line, which alters our predictions by amounts that are again far smaller than the experimental errors.

4.2 Comparisons with Data

We display in Figs. 10 and 11 comparisons of our predictions for the Siverts asymmetries with HERMES data on pion and kaon production, respectively. These predictions are calculated with the Gaussian form factor using $\alpha_s = 0.3$, $\Lambda_1 = 0.5$ GeV. As in the dipole case, we find quantitative success for the π^+ asymmetry and qualitative success for the π^0 asymmetry, while the experimental errors in the π^- asymmetry do not permit a firm conclusion to be drawn. In the case of the K^\pm asymmetries, we again find a qualitative success for the K^+ case, though the measured asymmetry is larger than our prediction. This may again be explained by ignorance of the $\bar{3}$

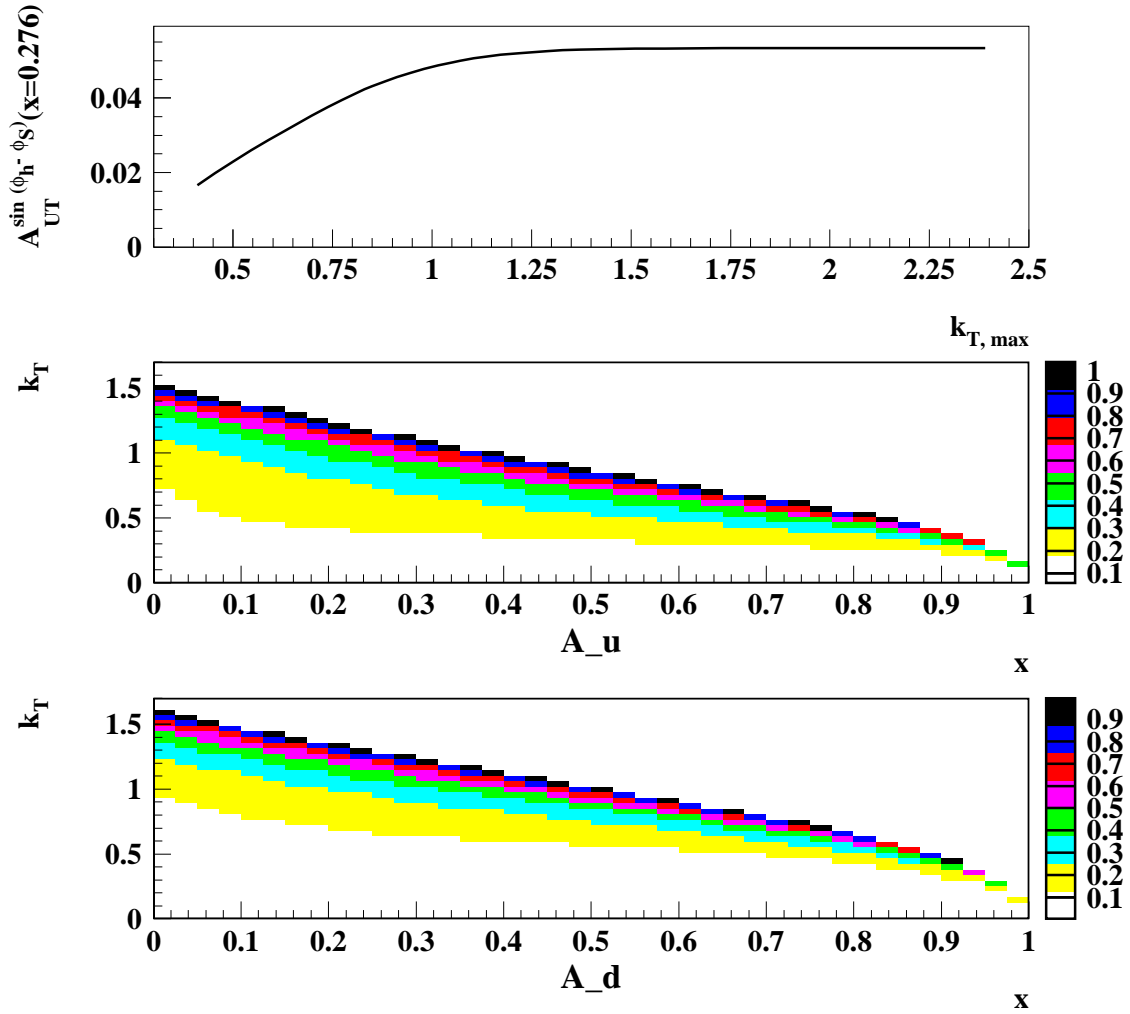


Figure 9: In the top panel, we show the Siverts asymmetry for π^+ production off a proton target for HERMES kinematics at $x = 0.276$ as a function of the upper limit of the $|\mathbf{k}_\perp|$ integration. The analyzing power of Siverts function for scattering off a u quark (middle panel) and a d quark (bottom panel) as functions of x and $k_T = |\mathbf{k}_\perp|$. The values exceed the unitarity limit in the white regions at larger x and k_T . All these plots are obtained using Gaussian form factors with parameters $\Lambda_1 = 0.5$ GeV and $\alpha_s = 0.3$.

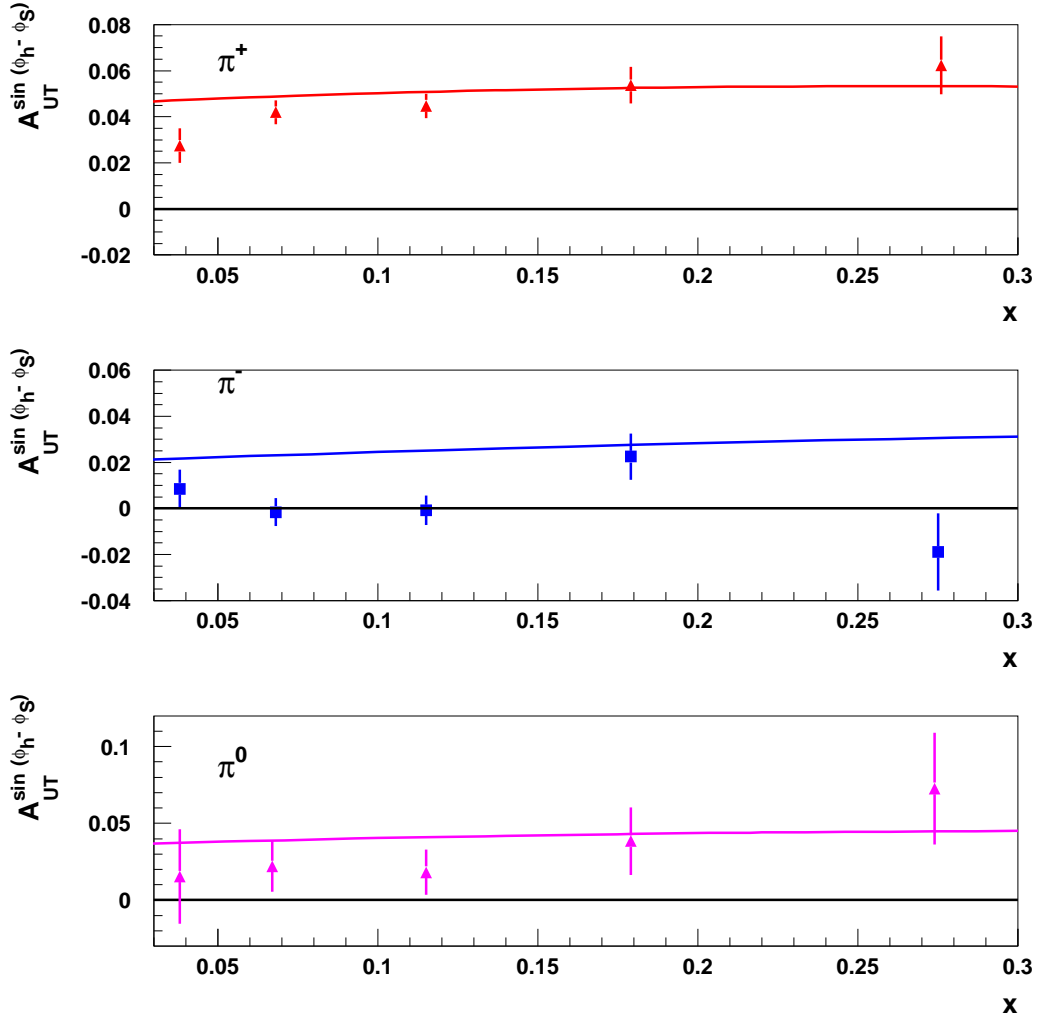


Figure 10: Comparisons of our predictions for the Sivers asymmetries in the production of π^+ (top panel), π^- (middle panel) and π^0 (bottom panel) with HERMES data, assuming $\alpha_s = 0.3$ and $\Lambda_1 = 0.5$ GeV for the Gaussian model parameters.

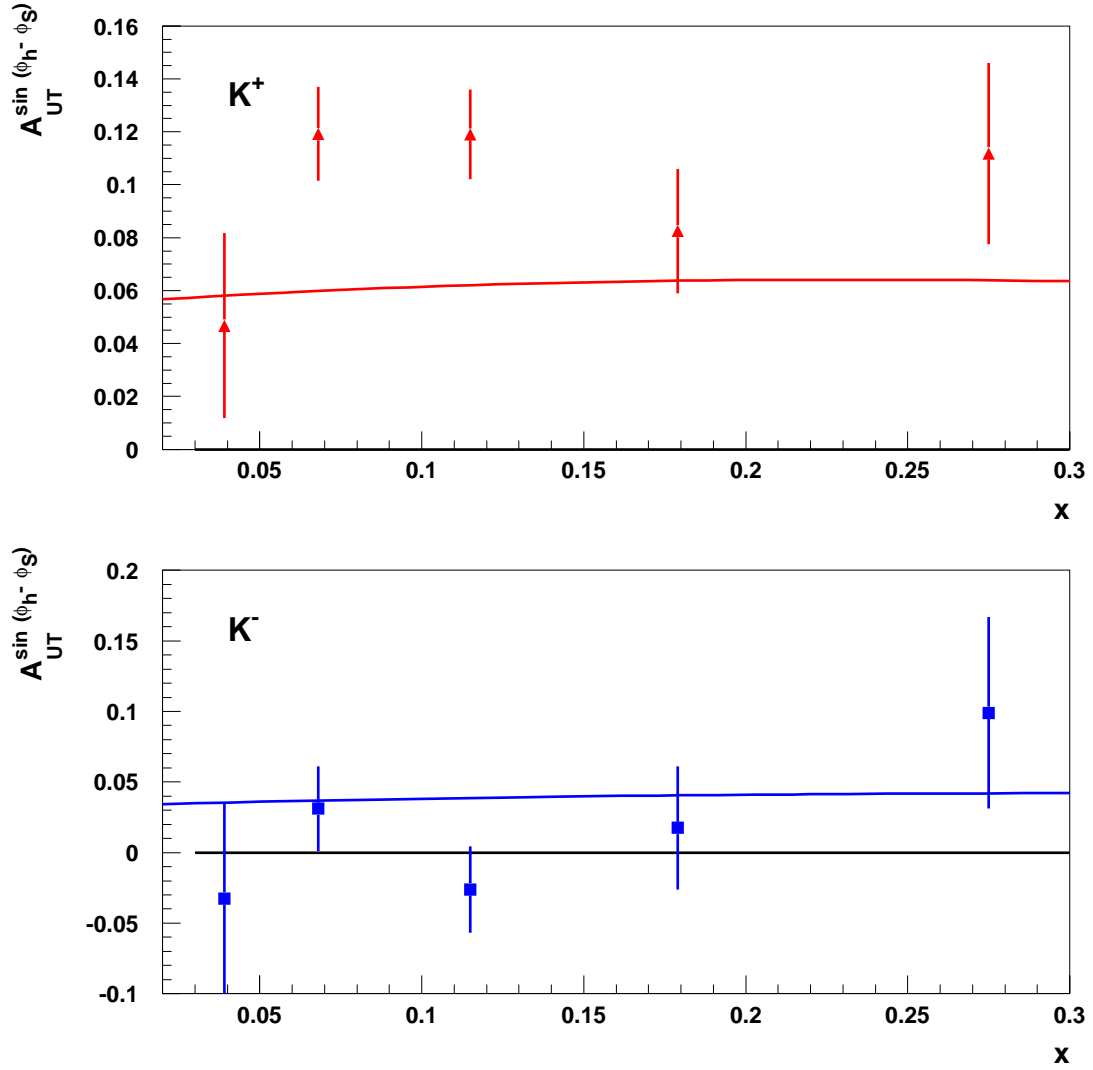


Figure 11: Comparisons of our predictions for the Sivers asymmetries in the production of K^+ (top panel) and K^- (bottom panel) with HERMES data, assuming $\alpha_s = 0.3$ and $\Lambda_1 = 0.5$ GeV for the Gaussian model parameters.

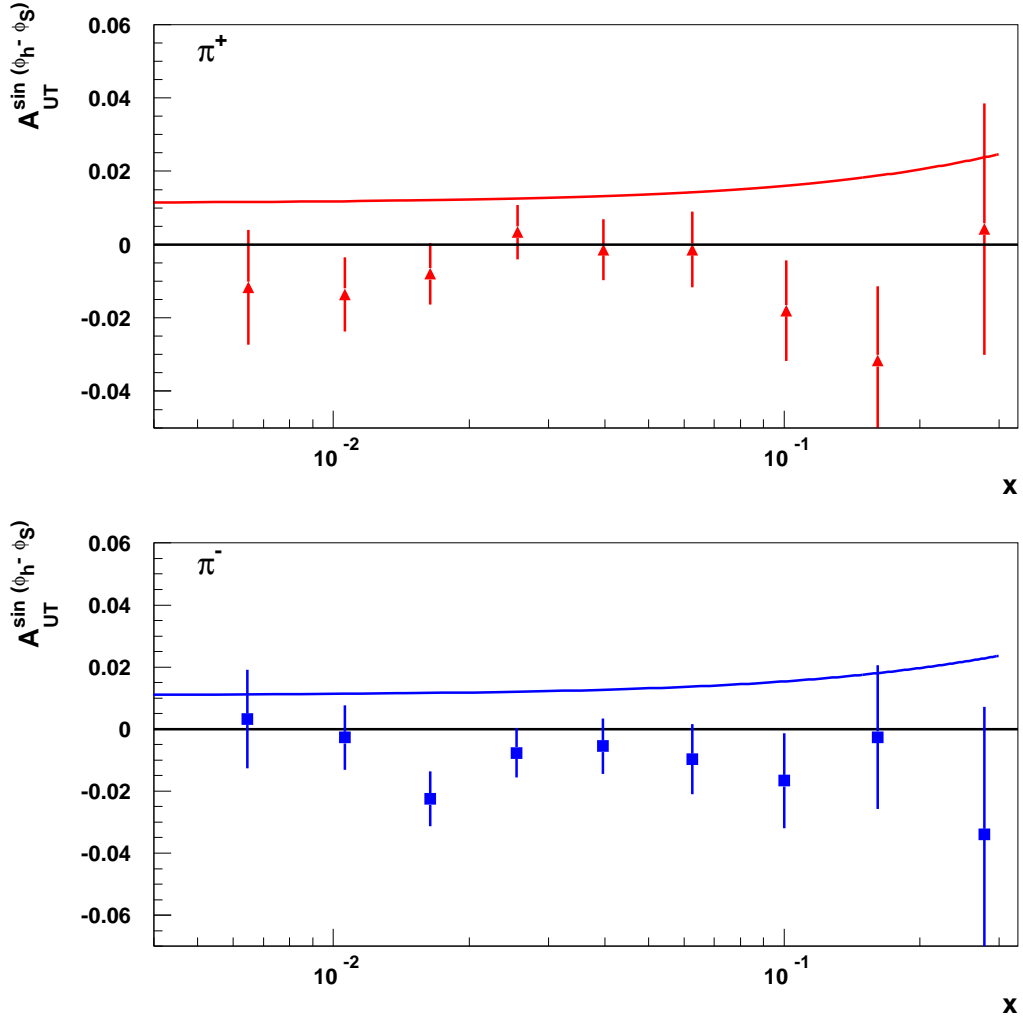


Figure 12: Comparisons of our predictions for the Sivers asymmetries in the production of π^+ (top panel), π^- (bottom panel) with COMPASS deuteron data for π^\pm , assuming $\alpha_s = 0.3$ and $\Lambda_1 = 0.5$ GeV for the Gaussian model parameters.

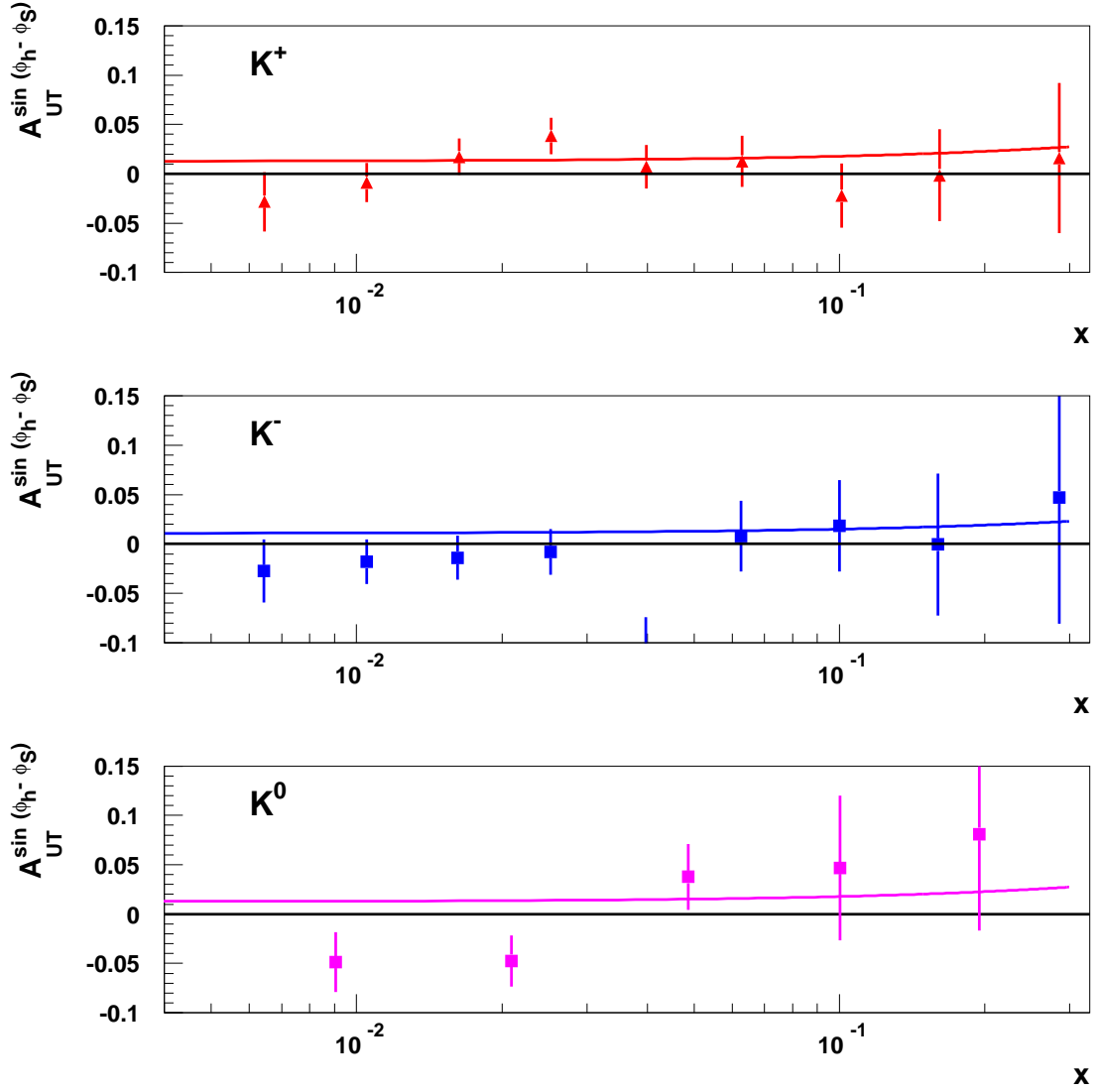


Figure 13: Comparisons of our predictions for the Sivers asymmetries in the production of K^+ (top panel), K^- (middle panel) and K^0 (bottom panel) with COMPASS deuteron data, assuming $\alpha_s = 0.3$ and $\Lambda_1 = 0.5$ GeV for the Gaussian model parameters.

contribution. In the K^- case, the prediction is also qualitatively successful, though no definite conclusion can be drawn.

The corresponding comparisons between our predictions and COMPASS data on pion and kaon production are shown in Figs. 12 and 13, respectively. In the π^\pm cases we predict smaller Sivers asymmetries than for HERMES, and the data certainly reflect this trend, though the data are quite compatible with zero. In the cases of the kaon asymmetries shown in Fig. 13, the predicted asymmetries are very close to zero, as are the values measured by COMPASS.

We see that our model gives qualitatively successful predictions for the Sivers asymmetries also if a Gaussian form factor is assumed, and that the predictions using this and a dipole form factor are qualitatively similar. This gives some further confidence in the stability of our results and the conclusions we draw.

5 Conclusions

We have studied the Sivers single-spin asymmetry in SIDIS generated by the mechanism of a one-gluon-exchange final-state interaction. We derived a general formula that can be used to calculate the Sivers distribution function for diquark models having different form factors at the nucleon-quark-diquark vertex. We calculated the Sivers distribution functions in diquark models with both dipole and Gaussian form factors, and compared the corresponding predictions for Sivers single-spin asymmetries in pion and kaon production in SIDIS with the results of HERMES and COMPASS. The predictions made using dipole and Gaussian form factors are quite similar, and are relatively insensitive to the unphysical values of the model calculations at large x and \mathbf{k}_\perp .

We find qualitatively successful results for the asymmetries in π^+ , π^0 and K^+ production. In the case of K^+ production at HERMES, the measured values are even larger than our predictions, reflecting the possible importance of an \bar{s} contribution. In other cases, particularly at COMPASS energies, many of the experimental measurements are currently compatible with zero, and greater accuracy will be necessary to confront our theoretical predictions. On the theoretical side, it is desirable to improve the accuracy of our predictions, in particular by going beyond the simple one-gluon-exchange final-state interaction. However, the relative success of this first confrontation between HERMES and COMPASS data and our naive predictions is an encouraging indication that one may be able to understand satisfactorily the Sivers asymmetries in SIDIS, which are rather subtle aspects of hadron dynamics in deep-inelastic scattering.

One *prima facie* conclusion from the successful comparison between our predictions and the HERMES data on π^+ , π^0 and K^+ production is that the quark partons in the nucleon must have nonzero orbital angular momentum in the infinite-momentum frame.

Acknowledgements

We thank Alessandro Bacchetta, Stan Brodsky, Leonard Gamberg, Piet Mulders, Marco Radici and Misha Sapozhnikov for helpful discussions. This work was supported in part by the International Cooperation Program of the KICOS (Korea Foundation for International Cooperation of Science & Technology).

Appendix: Wavefunctions of Scalar and Axial-vector Diquark Models

The expansion of the proton state in terms of light-cone Fock states is

$$\begin{aligned} |\psi_p(P^+, \mathbf{P}_\perp)\rangle &= \sum_n \prod_{i=1}^n \frac{dx_i d^2\mathbf{k}_{\perp i}}{\sqrt{x_i} 16\pi^3} 16\pi^3 \delta\left(1 - \sum_{i=1}^n x_i\right) \delta^{(2)}\left(\sum_{i=1}^n \mathbf{k}_{\perp i}\right) \\ &\quad \times \psi_n(x_i, \mathbf{k}_{\perp i}, \lambda_i) |n; x_i P^+, x_i \mathbf{P}_\perp + \mathbf{k}_{\perp i}, \lambda_i\rangle, \end{aligned} \quad (51)$$

where the light-cone momentum fractions $x_i = k_i^+/P^+$ and $\mathbf{k}_{\perp i}$ represent the momenta of the QCD constituents. The physical transverse momenta are $\mathbf{p}_{\perp i} = x_i \mathbf{P}_\perp + \mathbf{k}_{\perp i}$. The λ_i label the light-cone spin projections S^z of the quarks and gluons along the quantization direction z . The n -particle states are normalized as

$$\langle n; p_i'^+, \mathbf{p}'_{\perp i}, \lambda_i' | n; p_i^+, \mathbf{p}_{\perp i}, \lambda_i \rangle = \prod_{i=1}^n 16\pi^3 p_i'^+ \delta(p_i'^+ - p_i^+) \delta^{(2)}(\mathbf{p}'_{\perp i} - \mathbf{p}_{\perp i}) \delta_{\lambda_i' \lambda_i}. \quad (52)$$

Here and in the following we do not display the other quantum numbers of the partons, i.e., color and quark flavor.

In order to construct diquark models, we take the following form factors at the proton-quark-diquark vertex, for the scalar (s) and axial-vector (a) diquarks respectively:

$$\Upsilon_s = g_s(k^2), \quad \Upsilon_a^\mu = \frac{g_a(k^2)}{\sqrt{3}} \gamma^\mu \gamma_5. \quad (53)$$

We can then obtain the light-cone wavefunctions of scalar and axial-vector diquark models from Fig. 14. In this Appendix we consider elementary vertices given by $g_s(k^2) = g_a(k^2) = 1$. In Sections 3 and 4 we introduce dipole and Gaussian form factors, respectively.

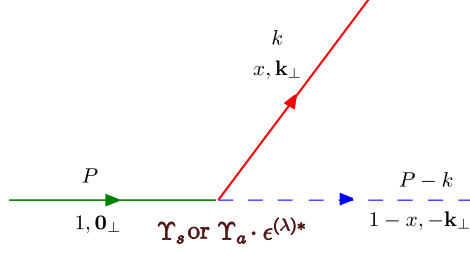


Figure 14: *Diagram giving the light-cone wavefunctions of scalar and axial-vector diquark models.*

A. Scalar Diquark Model

We also use the term ‘Yukawa model’ for the scalar diquark model described in this Subsection. Each Fock-state wavefunction of the physical proton with total spin projection $J^z = \pm\frac{1}{2}$ is represented by a function $\psi_n^{J^z}(x_i, \mathbf{k}_{\perp i}, \lambda_i)$, where

$$k_i = (k_i^+, \mathbf{k}_{\perp i}, k_i^-) = \left(x_i P^+, \mathbf{k}_{\perp i}, \frac{\mathbf{k}_{\perp i}^2 + m_i^2}{x_i P^+} \right) \quad (54)$$

specifies the momentum of each constituent and λ_i specifies its light-cone helicity in the z direction.

From Fig. 14 with the scalar vertex Υ_s , the $J^z = +\frac{1}{2}$ two-particle Fock state in the scalar diquark model is given by [30, 31]

$$\begin{aligned} & \left| \Psi_{\text{two particle}}^{\uparrow}(P^+, \mathbf{P}_{\perp} = \mathbf{0}_{\perp}) \right\rangle \\ &= \int \frac{dx d^2 \mathbf{k}_{\perp}}{\sqrt{x(1-x)} 16\pi^3} \left[\psi_{+\frac{1}{2}}^{\uparrow}(x, \mathbf{k}_{\perp}) \left| +\frac{1}{2}; xP^+, \mathbf{k}_{\perp} \right\rangle + \psi_{-\frac{1}{2}}^{\uparrow}(x, \mathbf{k}_{\perp}) \left| -\frac{1}{2}; xP^+, \mathbf{k}_{\perp} \right\rangle \right], \end{aligned} \quad (55)$$

where

$$\begin{cases} \psi_{+\frac{1}{2}}^{\uparrow}(x, \mathbf{k}_{\perp}) = \frac{(xM+m)}{x} \varphi, \\ \psi_{-\frac{1}{2}}^{\uparrow}(x, \mathbf{k}_{\perp}) = -\frac{(+k^1 + ik^2)}{x} \varphi. \end{cases} \quad (56)$$

The scalar part of the wavefunction φ is given by [30, 31]

$$\varphi(x, \mathbf{k}_{\perp}) = \frac{g}{\sqrt{1-x}} \frac{1}{M^2 - \frac{\mathbf{k}_{\perp}^2 + m^2}{x} - \frac{\mathbf{k}_{\perp}^2 + \lambda^2}{1-x}} = -g \frac{x\sqrt{1-x}}{\mathbf{k}_{\perp}^2 + B}, \quad (57)$$

where

$$B = x(1-x) \left(-M^2 + \frac{m^2}{x} + \frac{\lambda^2}{1-x} \right). \quad (58)$$

Similarly, the $J^z = -\frac{1}{2}$ two-particle Fock state is given by [30, 31]

$$\begin{aligned} & \left| \Psi_{\text{two particle}}^\downarrow(P^+, \mathbf{P}_\perp = \mathbf{0}_\perp) \right\rangle \\ &= \int \frac{dx d^2\mathbf{k}_\perp}{\sqrt{x(1-x)} 16\pi^3} \left[\psi_{+\frac{1}{2}}^\downarrow(x, \mathbf{k}_\perp) \left| +\frac{1}{2}; xP^+, \mathbf{k}_\perp \right\rangle + \psi_{-\frac{1}{2}}^\downarrow(x, \mathbf{k}_\perp) \left| -\frac{1}{2}; xP^+, \mathbf{k}_\perp \right\rangle \right], \end{aligned} \quad (59)$$

where

$$\begin{cases} \psi_{+\frac{1}{2}}^\downarrow(x, \mathbf{k}_\perp) = -\frac{(-k^1 + ik^2)}{x} \varphi, \\ \psi_{-\frac{1}{2}}^\downarrow(x, \mathbf{k}_\perp) = \frac{(xM+m)}{x} \varphi. \end{cases} \quad (60)$$

The quark-state bases on the right-hand sides of (55) and (59) correspond to light-cone spinors. The Bjorken-Drell spinors $u^{\text{BD}}(k)$ and the light-cone spinors $u^{\text{LC}}(k)$ are related by

$$\begin{aligned} u_{+\frac{1}{2}}^{\text{BD}}(k) &= \frac{1}{\sqrt{(k^+ + m)^2 + \vec{k}_\perp^2}} \left((k^+ + m) u_{+\frac{1}{2}}^{\text{LC}}(k) - (k^1 + ik^2) u_{-\frac{1}{2}}^{\text{LC}}(k) \right), \\ u_{-\frac{1}{2}}^{\text{BD}}(k) &= \frac{1}{\sqrt{(k^+ + m)^2 + \vec{k}_\perp^2}} \left(-(-k^1 + ik^2) u_{+\frac{1}{2}}^{\text{LC}}(k) + (k^+ + m) u_{-\frac{1}{2}}^{\text{LC}}(k) \right). \end{aligned} \quad (61)$$

The Bjorken-Drell spinors $u^{\text{BD}}(k)$ satisfy

$$j^+ u_{+\frac{1}{2}}^{\text{BD}}(k) = 0, \quad j^- u_{-\frac{1}{2}}^{\text{BD}}(k) = 0, \quad j^- u_{+\frac{1}{2}}^{\text{BD}}(k) = u_{-\frac{1}{2}}^{\text{BD}}(k), \quad j^+ u_{-\frac{1}{2}}^{\text{BD}}(k) = u_{+\frac{1}{2}}^{\text{BD}}(k), \quad (62)$$

where $j^\pm = j^1 \pm ij^2$ and

$$j^i = s^i + l^i, \quad s^i = \Sigma^i = \begin{pmatrix} \sigma^i & 0 \\ 0 & \sigma^i \end{pmatrix}, \quad l^i = -i\epsilon^{ijk} k^j \frac{\partial}{\partial k^k}, \quad \epsilon^{123} = 1. \quad (63)$$

Since $k^+ = xM$ in the proton rest frame, from (61) the Fock states given in (55) and (59) with the light-cone wavefunctions (56) and (60) correspond to $\left| +\frac{1}{2}; xP^+, \mathbf{k}_\perp \right\rangle^{\text{BD}}$ and $\left| -\frac{1}{2}; xP^+, \mathbf{k}_\perp \right\rangle^{\text{BD}}$, respectively, in the proton rest frame.

B. Axial-vector Diquark Model

For the polarization vectors of the axial-vector diquark appearing at the vertex of Fig. 14, we use the following set of three polarization vectors:

$$\begin{aligned} \epsilon^{(+1)\mu} &= (\epsilon^{(+1)0}, \epsilon^{(+1)1}, \epsilon^{(+1)2}, \epsilon^{(+1)3}) = \frac{1}{\sqrt{2}}(0, -1, -i, 0), \\ \epsilon^{(-1)\mu} &= \frac{1}{\sqrt{2}}(0, +1, -i, 0), \\ \epsilon^{(0)\mu} &= \left(\frac{P^3}{M}, 0, 0, \frac{P^0}{M} \right). \end{aligned} \quad (64)$$

These polarization vectors are those used in Ref. [19] which satisfy $\sum_\lambda \epsilon_\mu^{(\lambda)*} \epsilon_\nu^{(\lambda)} = -g_{\mu\nu} + P_\mu P_\nu / M^2$. In the proton rest frame, $\epsilon^{(0)\mu}$ is the spin vector oriented in the z -direction and $\epsilon^{(\pm 1)\mu}$ are those circularly polarized in the x - y plane.

From Fig. 14 with the scalar vertex $\Upsilon_a \cdot \epsilon^{(\lambda)*}$, the two-particle Fock state for the proton with $J^z = +\frac{1}{2}$ has six possible spin combinations for the quark and axial-vector diquark:

$$\begin{aligned} |\Psi_{\text{two particle}}^\uparrow(P^+, \mathbf{P}_\perp = \mathbf{0}_\perp)\rangle &= \int \frac{dx d^2\mathbf{k}_\perp}{\sqrt{x(1-x)} 16\pi^3} \quad (65) \\ &\left[\psi_{+\frac{1}{2}+1}^\uparrow(x, \mathbf{k}_\perp) \left| +\frac{1}{2} + 1; xP^+, \mathbf{k}_\perp \right\rangle + \psi_{-\frac{1}{2}+1}^\uparrow(x, \mathbf{k}_\perp) \left| -\frac{1}{2} + 1; xP^+, \mathbf{k}_\perp \right\rangle \right. \\ &+ \psi_{+\frac{1}{2}0}^\uparrow(x, \mathbf{k}_\perp) \left| +\frac{1}{2} 0; xP^+, \mathbf{k}_\perp \right\rangle + \psi_{-\frac{1}{2}0}^\uparrow(x, \mathbf{k}_\perp) \left| -\frac{1}{2} 0; xP^+, \mathbf{k}_\perp \right\rangle \\ &\left. + \psi_{+\frac{1}{2}-1}^\uparrow(x, \mathbf{k}_\perp) \left| +\frac{1}{2} - 1; xP^+, \mathbf{k}_\perp \right\rangle + \psi_{-\frac{1}{2}-1}^\uparrow(x, \mathbf{k}_\perp) \left| -\frac{1}{2} - 1; xP^+, \mathbf{k}_\perp \right\rangle \right], \end{aligned}$$

where the two-particle states $|s_f^z, s_b^z; x, \mathbf{k}_\perp\rangle$ are normalized as in (52). Here s_f^z and s_b^z denote the z -component of the spins of the constituent fermion and boson, respectively, and the variables x and \mathbf{k}_\perp refer to the momentum of the fermion. The wavefunctions are given by

$$\begin{cases} \psi_{+\frac{1}{2}+1}^\uparrow(x, \mathbf{k}_\perp) = -\sqrt{\frac{2}{3}} \frac{(-k^1 + ik^2)}{x} \varphi, \\ \psi_{-\frac{1}{2}+1}^\uparrow(x, \mathbf{k}_\perp) = +\sqrt{\frac{2}{3}} \frac{(xM+m)}{x} \varphi, \\ \psi_{+\frac{1}{2}0}^\uparrow(x, \mathbf{k}_\perp) = -\sqrt{\frac{1}{3}} \frac{(xM+m)}{x} \varphi, \\ \psi_{-\frac{1}{2}0}^\uparrow(x, \mathbf{k}_\perp) = +\sqrt{\frac{1}{3}} \frac{(+k^1 + ik^2)}{x} \varphi, \\ \psi_{+\frac{1}{2}-1}^\uparrow(x, \mathbf{k}_\perp) = 0, \\ \psi_{-\frac{1}{2}-1}^\uparrow(x, \mathbf{k}_\perp) = 0, \end{cases} \quad (66)$$

where

$$\varphi(x, \mathbf{k}_\perp) = \frac{e}{\sqrt{1-x}} \frac{1}{M^2 - \frac{\mathbf{k}_\perp^2 + m^2}{x} - \frac{\mathbf{k}_\perp^2 + \lambda^2}{1-x}}. \quad (67)$$

Similarly, the wavefunctions for a proton with negative helicity are given by

$$\begin{cases} \psi_{+\frac{1}{2}+1}^\downarrow(x, \mathbf{k}_\perp) = 0, \\ \psi_{-\frac{1}{2}+1}^\downarrow(x, \mathbf{k}_\perp) = 0, \\ \psi_{+\frac{1}{2}0}^\downarrow(x, \mathbf{k}_\perp) = -\sqrt{\frac{1}{3}} \frac{(-k^1 + ik^2)}{x} \varphi, \\ \psi_{-\frac{1}{2}0}^\downarrow(x, \mathbf{k}_\perp) = +\sqrt{\frac{1}{3}} \frac{(xM+m)}{x} \varphi, \\ \psi_{+\frac{1}{2}-1}^\downarrow(x, \mathbf{k}_\perp) = -\sqrt{\frac{2}{3}} \frac{(xM+m)}{x} \varphi, \\ \psi_{-\frac{1}{2}-1}^\downarrow(x, \mathbf{k}_\perp) = +\sqrt{\frac{2}{3}} \frac{(+k^1 + ik^2)}{x} \varphi. \end{cases} \quad (68)$$

The coefficients of φ in (66) and (68) are the matrix elements of $\frac{\bar{u}(k^+, k^-, \mathbf{k}_\perp)}{\sqrt{k^+}} \Upsilon_a \cdot \epsilon^{(\lambda)*} \frac{u(P^+, P^-, \mathbf{P}_\perp)}{\sqrt{P^+}}$ which are the numerators of the wavefunctions corresponding to each constituent-spin s^z configuration.

Because of the transformation properties (62) of the Bjorken-Drell spinors $u^{\text{BD}}(k)$, when we construct the proton spin states $|P; \lambda = \pm \frac{1}{2}\rangle$ by using the Clebsch-Gordan coefficients with $u^{\text{BD}}(k)$ for spin-half components, they satisfy

$$\begin{aligned} J^+ |P; \lambda = +\frac{1}{2}\rangle &= 0, & J^- |P; \lambda = -\frac{1}{2}\rangle &= 0 \\ J^- |P; \lambda = +\frac{1}{2}\rangle &= |P; \lambda = -\frac{1}{2}\rangle, & J^+ |P; \lambda = -\frac{1}{2}\rangle &= |P; \lambda = +\frac{1}{2}\rangle, \end{aligned} \quad (69)$$

where J^i is the angular momentum operator for the proton given by $J^i = \sum_a j_a^i = \sum_a (s_a^i + l_a^i)$, which is the sum over the constituents a , and $J^\pm = J^1 \pm iJ^2$.

Since $k^+ = xM$ in the proton rest frame, from (61) the Fock states with the light-cone wavefunctions given in (66) and (68) correspond to the following states in the proton rest frame, respectively:

$$\begin{aligned} & \left(\sqrt{\frac{2}{3}} \left| -\frac{1}{2} + 1; xP^+, \mathbf{k}_\perp \right\rangle^{\text{BD}} - \sqrt{\frac{1}{3}} \left| +\frac{1}{2} 0; xP^+, \mathbf{k}_\perp \right\rangle^{\text{BD}} \right), \\ & \left(-\sqrt{\frac{2}{3}} \left| +\frac{1}{2} - 1; xP^+, \mathbf{k}_\perp \right\rangle^{\text{BD}} + \sqrt{\frac{1}{3}} \left| -\frac{1}{2} 0; xP^+, \mathbf{k}_\perp \right\rangle^{\text{BD}} \right). \end{aligned}$$

The above states are angular momentum eigenstates $|P; \lambda = +\frac{1}{2}\rangle$ and $|P; \lambda = -\frac{1}{2}\rangle$, respectively, which satisfy (69). In the proton rest frame, the states described by (66) and (68) are identical to the axial-vector diquark states appearing in the SU(6) wavefunctions (28) and (29). Therefore, in the proton rest frame the wavefunctions of the axial-vector diquark states derived here through the vertex given in Fig. 14 with the polarization vectors given in (64) coincide with those in the SU(6) wavefunction for the proton.

References

- [1] D.W. Sivers, Phys. Rev. D **41**, 83 (1990); Phys. Rev. D **43**, 261 (1991).
- [2] J.C. Collins, Nucl. Phys. B **396**, 161 (1993).
- [3] M. Anselmino, M. Boglione, and F. Murgia, Phys. Lett. B **362**, 164 (1995).
- [4] D. Boer and P.J. Mulders, Phys. Rev. D **57**, 5780 (1998).
- [5] D.L. Adams et al. [FNAL-E704 Collaboration], Phys. Lett. B **264**, 462 (1991).
- [6] S.J. Brodsky, D.S. Hwang, and I. Schmidt, Phys. Lett. B **530**, 99 (2002).
- [7] A. Airapetian et al. [HERMES Collaboration], Phys. Rev. Lett. **94**, 012002 (2005).
- [8] M. Dieffenthaler [HERMES Collaboration], arXiv:0706.2242 [hep-ex], in the proceedings of 15th International Workshop on Deep-Inelastic Scattering and Related Subjects (DIS2007), 579-582, Munich, Germany, 16-20 Apr 2007.
- [9] M. Alekseev et al. [COMPASS Collaboration], arXiv:0802.2160 [hep-ex].
- [10] W. Vogelsang and F. Yuan, Phys. Rev. D **72**, 054028 (2005).
- [11] J.C. Collins, A.V. Efremov, K. Goeke, S. Menzel, A. Metz, and P. Schweitzer, Phys. Rev. D **73**, 014021 (2006).
- [12] S. Arnold, A.V. Efremov, K. Goeke, M. Schlegel, and P. Schweitzer, arXiv:0805.2137 [hep-ph]
- [13] M. Anselmino et al., arXiv:0805.2677 [hep-ph].
- [14] D. Boer and W. Vogelsang, Phys. Rev. D **69**, 094025 (2004).
- [15] A. Bacchetta, C.J. Bomhof, P.J. Mulders, and F. Pijlman, Phys. Rev. D **72**, 034030 (2005).
- [16] B.I. Abelev *et al.* [STAR Collaboration], Phys. Rev. Lett. **99**, 142003 (2007).
- [17] P.J. Mulders and R.D. Tangerman, Nucl. Phys. B **461**, 197 (1996), Erratum-ibid. B **484**, 538 (1997).
- [18] S.J. Brodsky, D.S. Hwang, and I. Schmidt, Phys. Lett. B **553**, 223 (2003).
- [19] R. Jakob, P.J. Mulders, and J. Rodrigues, Nucl. Phys. A **626**, 937 (1997).
- [20] J.C. Collins, Phys. Lett. B **536**, 43 (2002).

- [21] X. Ji and F. Yuan, Phys. Lett. B **543**, 66 (2002).
- [22] A. Belitsky, X. Ji, and F. Yuan, Nucl. Phys. B **656**, 165 (2003).
- [23] D. Boer, P.J. Mulders, and F. Pijlman, Nucl. Phys. B **667**, 201 (2003).
- [24] D. Boer, S.J. Brodsky, and D.S. Hwang, Phys. Rev. D **67**, 054003 (2003).
- [25] A. Bacchetta, A. Schäfer, and J.J. Yang, Phys. Lett. B **578**, 109 (2004).
- [26] A. Bacchetta, F. Conti, M. Radici, arXiv:0807.0323 [hep-ph].
- [27] L.P. Gamberg, G.R. Goldstein, and M. Schlegel, Phys. Rev. D **77**, 094016 (2008).
- [28] M. Anselmino, M. Boglione, U. D'Alesio, A. Kotzinian, F. Murgia, and A. Prokudin, Phys. Rev. D **71**, 074006 (2005).
- [29] D. de Florian, R. Sassot, and M. Stratmann, Phys. Rev D **75**, 114010 (2007)
- [30] S.J. Brodsky and S.D. Drell, Phys. Rev. D **22**, 2236 (1980).
- [31] S.J. Brodsky, D.S. Hwang, B.-Q. Ma, and I. Schmidt, Nucl. Phys. B **593**, 311 (2001).