

# B-Meson Wave Function through A Comparative Analysis of the $B \rightarrow \pi, K$ Transition Form Factors

Dai-Min Zeng, Xing-Gang Wu\* and Zhen-Yun Fang

*Department of Physics, Chongqing University, Chongqing 400044, P.R. China*

## Abstract

The properties of the B-meson light-cone wave function up to next-to-leading order Fock state expansion have been studied through a comparative study of the  $B \rightarrow \pi, K$  transition form factors within the  $k_T$  factorization approach and the light-cone sum rule analysis. The transition form factors  $F_{+,0,T}^{B \rightarrow \pi}$  and  $F_{+,0,T}^{B \rightarrow K}$  are carefully re-calculated up to  $\mathcal{O}(1/m_b^2)$  within the  $k_T$  factorization approach in the large recoil region, in which the main theoretical uncertainties are discussed. The QCD light-cone sum rule is applicable in the large and intermediate energy regions, and the QCD light-cone sum rule results in Ref.[17] are adopted for such a comparative study. It is found that when the two phenomenological parameters  $\bar{\Lambda} \in [0.50, 0.55]$  and  $\delta \in [0.25, 0.30]$ , the results of  $F_{+,0,T}^{B \rightarrow \pi}(Q^2)$  and  $F_{+,0,T}^{B \rightarrow K}(Q^2)$  from these two approaches are consistent with each other in the large recoil energy region.

**PACS numbers:** 14.40.Aq, 12.38.Bx, 13.20.He, 12.38.Aw

**Keywords:** B-physics, Phenomenological Models, QCD

---

\* wuxg@cqu.edu.cn

## I. INTRODUCTION

The non-perturbative light-cone (LC) wavefunction (WF) of the B meson plays an important role for making reliable predictions for exclusive B meson decays. However, the B-meson WF still poses a major source of uncertainty in the study of B meson decays. Unless we have known it well and applied it for some precise studies, we can not definitely say that there is really new physics in the B-meson decays, e.g. the so called  $B \rightarrow \pi K$  puzzle [1] and etc.. Hence, theoretically, it is an important issue to study on it.

An analytic solution for the leading Fock-state B-meson WF has been given in Refs. [2, 3] that is derived under the Wandzura-Wilczek (WW) approximation [4] and with the help of the equation of motion of the light spectator quark in the B meson, which shows that distribution can be determined uniquely in analytic form in terms of the "effective mass" ( $\bar{\Lambda}$ ) [5] of the meson state and the transverse momentum dependence is just determined through a simple delta function. This simple model has been frequently used for a leading order estimation of the B-meson decays. It is argued that when including the 3-particle Fock states' contribution, the transverse momentum distribution may be expanded to a certain degree other than such a simple delta function. The contributions from the higher Fock states' may not be too small, e.g. in Ref.[6], the 3-particle contributions are estimated by attaching an extra gluon to the internal off-shell quark line, and then  $(1/m_b)$  power suppression is readily induced. Recently, a simple model for the B-meson wave function up to next-to-leading Fock state has been raised in Ref.[7], where relations between the 2- and 3- particle wavefunctions derived from the QCD equations of motion and the heavy quark symmetry [8], especially two constraints derived from the gauge field equation of motion, are employed. More explicitly, the normalized B-meson wave functions in the compact parameter  $b$ -space can be written as [7]

$$\Psi_+(\omega, b) = \frac{\omega}{\omega_0^2} \exp\left(-\frac{\omega}{\omega_0}\right) \left(\Gamma[\delta]J_{\delta-1}[\kappa] + (1-\delta)\Gamma[2-\delta]J_{1-\delta}[\kappa]\right) \left(\frac{\kappa}{2}\right)^{1-\delta} \quad (1)$$

and

$$\Psi_-(\omega, b) = \frac{1}{\omega_0} \exp\left(-\frac{\omega}{\omega_0}\right) \left(\Gamma[\delta]J_{\delta-1}[\kappa] + (1-\delta)\Gamma[2-\delta]J_{1-\delta}[\kappa]\right) \left(\frac{\kappa}{2}\right)^{1-\delta}, \quad (2)$$

with  $\omega_0 = 2\bar{\Lambda}/3$ ,  $\kappa = \sqrt{\omega(2\bar{\Lambda} - \omega)}b$  and  $\delta$  is in the range of  $(0, 1)$ . In the above model, only two typical phenomenological parameters  $\bar{\Lambda}$  and  $\delta$  are introduced.  $\bar{\Lambda}$  stands for the effective mass of B meson that determines the B-meson's leading Fock state behavior, while  $\delta$  is a

typical parameter that determines the broadness of the B-meson transverse distribution, and the uncertainty caused by  $\delta$  is of order  $\mathcal{O}(1/m_b^2)$ . This solution provides a practical framework for constructing the B-meson LC WFs and hence is meaningful for phenomenological applications. As a special case, it can be found that when  $\delta \rightarrow 1$ , the transverse momentum dependence of the B-meson wave function returns to that of the B-meson wave function in the WW approximation.

The  $B \rightarrow \pi$  and  $B \rightarrow K$  transition form factors  $F_{+,0,T}^{B \rightarrow \pi}$  and  $F_{+,0,T}^{B \rightarrow K}$  provide a good platform to determine the possible regions for  $\bar{\Lambda}$  and  $\delta$ . In the large recoil energy region, the  $B \rightarrow \pi$ ,  $K$  transition form factors can be studied both under the  $k_T$  factorization approach [9] and the QCD light-cone sum rule (LCSR) [10]. The properties of the involving light pseudo-scalar wave functions can be more precisely determined within the QCD LCSR analysis or the pQCD calculations from the more sensitive processes like pionic/kaonic electromagnetic form factors to compare with the experimental data [11, 12, 13] or from the lattice calculation [14], so we shall directly take them to be the ones favored in the literature, and the main uncertainties for the present  $k_T$  factorization approach come from the B-meson wave function. Furthermore, by varying the undetermined parameters of the pionic/kaonic wave functions within reasonable regions determined in literature, it can be found that the main uncertainty of the  $B \rightarrow \pi$  and  $B \rightarrow K$  transition form factors really comes from that of the B-meson wave function<sup>1</sup>. While within the QCD LCSR, it has been found that the main uncertainties in estimation of form factors come from the pionic and kaonic twist-2 and twist-3 wave functions. A systematic QCD LCSR calculation of  $B \rightarrow \pi$ ,  $K$  transition form factors has been finished in Ref.[17] by including the one-loop radiative corrections to the pionic/kaonic twist-2 and twist-3 contributions. So through a comparative study of the form factors with the  $k_T$  factorization approach and the QCD LCSR, one can derive the reasonable regions for the two undetermined parameters of the simple B-meson model wave functions Eq.(1) and Eq.(2).

The remainder of the paper is organized as follows. Section 2 is devoted to give the main formulae for the form factors under the framework of  $k_T$  factorization and the QCD LCSR. Numerical results are presented in Section 3. The last section is reserved for a summary.

---

<sup>1</sup> In literature, some attempts to derive the properties of the pionic wave function from  $B \rightarrow \pi$  within the LCSR approach can be found in Refs.[15, 16].

## II. CALCULATION TECHNOLOGY

The  $B \rightarrow \pi$  and  $B \rightarrow K$  transition form factors  $F_{+,0,T}^{B \rightarrow \pi}$  and  $F_{+,0,T}^{B \rightarrow K}$  are defined as follows:

$$\langle P(p) | V_\mu^P | B(p_B) \rangle = \left[ (p_B + p)_\mu - \frac{M_B^2 - M_P^2}{q^2} q_\mu \right] F_+^{B \rightarrow K}(q^2) + \frac{M_B^2 - M_P^2}{q^2} q_\mu F_0^{B \rightarrow P}(q^2) \quad (3)$$

and

$$\langle P(p) | J_\mu^{P,\sigma} | B(p_B) \rangle = i \frac{F_T^{B \rightarrow P}(q^2)}{M_B + M_P} \left[ q^2 (p_B + p)_\mu - (M_B^2 - M_P^2) q_\mu \right], \quad (4)$$

where  $P$  stands for the pseudo-scalar meson  $\pi$  or  $K$  respectively, the momentum transfer  $q = p_B - p$ , the vector currents  $V_\mu^\pi = \bar{u} \gamma_\mu b$  and  $V_\mu^K = \bar{s} \gamma_\mu b$ , the tensor currents  $J_\mu^{\pi,\sigma} = q^\mu \bar{d} \sigma_{\mu\nu} b$  and  $J_\mu^{K,\sigma} = q^\mu \bar{s} \sigma_{\mu\nu} b$ .

Within the  $k_T$  factorization approach, the  $B \rightarrow P$  transition form factors are dominated by a single gluon exchange in the lowest order. Following the same procedure as described in Ref.[18], we obtain all the mentioned transition form factors in the transverse configuration  $\mathbf{b}$ -space up to order  $\mathcal{O}(1/m_b^2)$ , i.e.

$$\begin{aligned} F_+^{B \rightarrow P}(q^2) = & \frac{\pi C_F}{N_c} f_P f_B M_B^2 \int d\xi dx \int b_B db_B b_P db_P \alpha_s(t) \times \exp(-S(x, \xi, b_P, b_B; t)) \\ & \times S_t(x) S_t(\xi) \left\{ \left[ \Psi_P(x, b_P) \left( (x\eta + 1) \Psi_B(\xi, b_B) - \bar{\Psi}_B(\xi, b_B) \right) \right. \right. \\ & + \frac{m_0^p}{M_B} \Psi_p(x, b_P) \cdot \left( (1 - 2x) \Psi_B(\xi, b_B) + \left( x + \frac{1}{\eta} - 1 \right) \bar{\Psi}_B(\xi, b_B) \right) \\ & - \frac{m_0^p}{M_B} \frac{\Psi'_\sigma(x, b_P)}{6} \cdot \left( \left( 1 + 2x - \frac{2}{\eta} \right) \Psi_B(\xi, b_B) - \left( 1 + x - \frac{1}{\eta} \right) \bar{\Psi}_B(\xi, b_B) \right) \\ & + \frac{m_0^p}{M_B} \Psi_\sigma(x, b_P) \left( \Psi_B(\xi, b_B) - \frac{\bar{\Psi}_B(\xi, b_B)}{2} \right) \left. \right] h_1(x, \xi, b_P, b_B) \\ & - (1 + \eta + x\eta) \frac{m_0^p}{M_B} \frac{\Psi_\sigma(x, b_P)}{6} [M_B \Delta(\xi, b_B)] h_2(x, \xi, b_P, b_B) \\ & + \left[ \Psi_P(x, b_P) \left( -\xi \bar{\eta} \Psi_B(\xi, b_B) + \frac{\Delta(\xi, b_B)}{M_B} \right) + 2 \frac{m_0^p}{M_B} \Psi_p(x, b_P) \cdot \right. \\ & \left. \left( (1 - \xi) \Psi_B(\xi, b_B) + \xi \left( 1 - \frac{1}{\eta} \right) \bar{\Psi}_B(\xi, b_B) + 2 \frac{\Delta(\xi, b_B)}{M_B} \right) \right] h_1(\xi, x, b_B, b_P) \left. \right\}, \quad (5) \end{aligned}$$

$$\begin{aligned} F_0^{B \rightarrow P}(q^2) = & \frac{\pi C_F}{N_c} f_P f_B M_B^2 \int d\xi dx \int b_B db_B b_P db_P \alpha_s(t) \times \exp(-S(x, \xi, b_P, b_B; t)) \\ & \times S_t(x) S_t(\xi) \left\{ \left[ \Psi_P(x, b_P) \eta \left( (x\eta + 1) \Psi_B(\xi, b_B) - \bar{\Psi}_B(\xi, b_B) \right) \right. \right. \\ & + \frac{m_0^p}{M_B} \Psi_p(x, b_P) \left( (2 - \eta - 2x\eta) \Psi_B(\xi, b_B) - (1 - \eta - x\eta) \bar{\Psi}_B(\xi, b_B) \right) \end{aligned}$$

$$\begin{aligned}
& - \frac{m_0^p}{M_B} \frac{\Psi'_\sigma(x, b_P)}{6} \cdot (\eta(2x-1)\Psi_B(\xi, b_B) - (1+x\eta-\eta)\bar{\Psi}_B(\xi, b_B)) \\
& + \eta \frac{m_0^p}{M_B} \Psi_\sigma(x, b_P) \left( \Psi_B(\xi, b_B) - \frac{\bar{\Psi}_B(\xi, b_B)}{2} \right) \Big] h_1(x, \xi, b_P, b_B) \\
& - [3 - \eta - x\eta] \frac{m_0^p}{M_B} \frac{\Psi_\sigma(x, b_P)}{6} [M_B \Delta(\xi, b_B)] h_2(x, \xi, b_P, b_B) \\
& + \left[ \Psi_P(x, b_P) \eta \left( \xi \bar{\eta} \Psi_B(\xi, b_B) + \frac{\Delta(\xi, b_B)}{M_B} \right) \right. \\
& + 2 \frac{m_0^p}{M_B} \Psi_P(x, b_P) \cdot \left( (\eta(1+\xi) - 2\xi) \Psi_B(\xi, b_B) - (\eta\xi - \xi) \bar{\Psi}_B(\xi, b_B) \right. \\
& \left. \left. + 2(2-\eta) \frac{\Delta(\xi, b_B)}{M_B} \right) \right] h_1(\xi, x, b_B, b_P) \Big\} \tag{6}
\end{aligned}$$

and

$$\begin{aligned}
F_T^{B \rightarrow P}(q^2) &= \frac{\pi C_F}{N_c} f_P f_B M_B^2 \int d\xi dx \int b_B db_B \int b_P db_P \alpha_s(t) \times \exp[-S(x, \xi, b_P, b_B; t)] \\
&\times S_t(x) S_t(\xi) \left\{ \left[ \Psi_P(x, b_P) \left( \Psi_B(\xi, b_B) - \bar{\Psi}_B(\xi, b_B) \right) + \frac{m_0^p}{M_B} \Psi_P(x, b_P) \cdot \right. \right. \\
&\left( \frac{1}{\eta} \bar{\Psi}_B(\xi, b_B) - x \Psi_B(\xi, b_B) \right) + \frac{m_0^p}{M_B} \frac{\Psi'_\sigma(x, b_P)}{6} \left( \frac{x\eta+2}{\eta} \Psi_B(\xi, b_B) \right. \\
&\left. \left. - \frac{1}{\eta} \bar{\Psi}_B(\xi, b_B) \right) + \frac{m_0^p}{M_B} \frac{\Psi_\sigma(x, b_P)}{6} \Psi_B(\xi, b_B) \right] h_1(x, \xi, b_P, b_B) - \frac{m_0^p}{M_B} \frac{\Psi_\sigma(x, b_P)}{6} \\
&[M_B \Delta(\xi, b_P)] h_2(x, \xi, b_P, b_B) + \left[ \Psi_P(x, b_P) \left( \frac{\Delta(\xi, b_B)}{M_B} - \xi \Psi_B(\xi, b_B) \right) + \right. \\
&\left. \left. 2 \frac{m_0^p}{M_B} \Psi_P(x, b_P) \left( \Psi_B(\xi, b_B) - \frac{\xi}{\eta} \bar{\Psi}_B(\xi, b_B) \right) \right] h_1(\xi, x, b_B, b_P) \right\}, \tag{7}
\end{aligned}$$

where the integration over the azimuth angles have been implicitly done, the transverse momentum dependence for both the hard scattering part and the non-perturbative wave functions, the Sudakov effects and the threshold effects are included to give a consistent analysis of the form factors up to  $\mathcal{O}(1/m_b^2)$ . The two introduced functions

$$\begin{aligned}
h_1(x, \xi, b_P, b_B) &= K_0(\sqrt{\xi x \eta} M_B b_B) \left[ \theta(b_B - b_P) I_0(\sqrt{x \eta} M_B b_P) K_0(\sqrt{x \eta} M_B b_B) \right. \\
&\quad \left. + \theta(b_P - b_B) I_0(\sqrt{x \eta} M_B b_B) K_0(\sqrt{x \eta} M_B b_P) \right] \tag{8}
\end{aligned}$$

and

$$\begin{aligned}
h_2(x, \xi, b_P, b_B) &= \frac{b_B}{2\sqrt{\xi x \eta} M_B} K_1(\sqrt{\xi x \eta} M_B b_B) \left[ \theta(b_B - b_P) I_0(\sqrt{x \eta} M_B b_P) K_0(\sqrt{x \eta} M_B b_B) \right. \\
&\quad \left. + \theta(b_P - b_B) I_0(\sqrt{x \eta} M_B b_B) K_0(\sqrt{x \eta} M_B b_P) \right], \tag{9}
\end{aligned}$$

where the functions  $I_i$  ( $K_i$ ) are the modified Bessel functions of the first (second) kind with the  $i$ -th order. Implicitly, we have set

$$\Psi_B = \Psi_B^+, \quad \bar{\Psi}_B = \Psi_B^+ - \Psi_B^-, \quad \Delta(\xi, b_B) = M_B \int_0^\xi d\xi' [\Psi_B^-(\xi', b_B) - \Psi_B^+(\xi', b_B)], \quad (10)$$

where B-meson wave functions  $\Psi_B^+$  and  $\Psi_B^-$  are taken as Eqs.(1,2) that include 3-particle Fock states' contributions. It can be found that the contributions from  $\bar{\Psi}_B$  is rightly power suppressed to that of  $\Psi_B$ . Such a definition is often adopted in the literature to simplify the calculation, since the contribution from  $\bar{\Psi}_B$  can be safely neglected for the leading order estimation. Another definition is also adopted in literature,  $\Psi_B = (\Psi_B^+ + \Psi_B^-)/2$  and  $\bar{\Psi}_B = (\Psi_B^+ - \Psi_B^-)/2$ , however in this definition  $\Psi_B$  and  $\bar{\Psi}_B$  should be treated on the equal footing as pointed out in Ref.[18]. The factor  $\exp(-S(x, \xi, b_P, b_B; t))$  contains the Sudakov logarithmic corrections and the renormalization group evolution effects of both the wave functions and the hard scattering amplitude,

$$S(x, \xi, b_P, b_B; t) = \left[ s(x, b_P, M_b) + s(\bar{x}, b_P, M_b) + s(\xi, b_B, M_b) - \frac{1}{\beta_1} \ln \frac{\hat{t}}{\hat{b}_\pi} - \frac{1}{\beta_1} \ln \frac{\hat{t}}{\hat{b}_B} \right], \quad (11)$$

where  $\hat{t} = \ln(t/\Lambda_{QCD})$ ,  $\hat{b}_B = \ln(1/b_B \Lambda_{QCD})$ ,  $\hat{b}_\pi = \ln(1/b_P \Lambda_{QCD})$  and  $s(x, b, Q)$  is the Sudakov exponent factor, whose explicit form up to next-to-leading log approximation can be found in Ref.[19].  $S_t(x)$  and  $S_t(\xi)$  come from the threshold resummation effects and here we take a simple parametrization proposed in Refs.[20, 21],

$$S_t(x) = \frac{2^{1+2c} \Gamma(3/2 + c)}{\sqrt{\pi} \Gamma(1 + c)} [x(1 - x)]^c, \quad (12)$$

where the parameter  $c$  is determined around 0.3 for the present case. The hard scale  $t$  in  $\alpha_s(t)$  and the Sudakov form factor might be varied for the different hard scattering parts and here we need two  $t_i$ , which can be chosen as the largest scale of the virtualities of internal particles [20, 22],

$$t_1 = \text{MAX}(\sqrt{x\eta} M_B, 1/b_P, 1/b_B), \quad t_2 = \text{MAX}\left(\sqrt{\xi\eta} M_B, 1/b_P, 1/b_B\right). \quad (13)$$

The Fourier transformation for the transverse part of the wave function is defined as

$$\Psi(x, \mathbf{b}) = \int_{|\mathbf{k}| < 1/b} d^2 \mathbf{k}_\perp \exp(-i \mathbf{k}_\perp \cdot \mathbf{b}) \Psi(x, \mathbf{k}_\perp), \quad (14)$$

where  $\Psi$  stands for  $\Psi_P$ ,  $\Psi_p$ ,  $\Psi_\sigma$ ,  $\Psi_B$ ,  $\bar{\Psi}_B$  and  $\Delta$ , respectively. The upper edge of the integration  $|\mathbf{k}_\perp| < 1/b$  is necessary to ensure that the wave function is soft enough [23].

To concentrate our attention on the properties of the B-meson wave function, we take the pseudo-scalar wave functions in the compact parameter b-space, i.e. the twist-2  $\Psi_{\pi,K}(x, b_P)$ , the twist-3  $\Psi_p(x, b_P)$  and  $\Psi_\sigma(x, b_P)$ , to be the ones constructed in Ref.[18] for the pionic case and Ref.[24] for the kaonic case respectively. And we take parameter  $m_0^p = 1.30 GeV$  for pion and  $m_0^p = 1.70 GeV$  for kaon respectively.

As a comparison, within the QCD LCSR, it has been found that the main uncertainties in estimation of form factors come from the pionic and kaonic twist-2 and twist-3 wave functions, especially from the twist-3 wave function  $\Psi_p$  whose distribution amplitude (DA)  $\phi_p$  that has the asymptotic behavior  $\phi_p(x)|_{q^2 \rightarrow \infty} \rightarrow 1$  for both the pionic and kaonic cases. Two typical ways have been adopted to suppress the uncertainty caused by the twist-3 WFs. One way is raised by Ref.[25], i.e. an improved LCSR with proper chiral current was adopted to eliminate the contributions from the most uncertain pionic and kaonic twist-3 wave functions and to enhance the reliability of the LCSR calculations[26, 27, 28]. The other way is to do a systematic QCD LCSR calculation of  $B \rightarrow \pi, K$  transition form factors by including the one-loop radiative corrections to the pionic/kaonic twist-2 and twist-3 contributions[17]. A comparison of these two approaches to improve the LCSR estimation has been done in Ref.[27], which shows that these two treatments are equivalent to each other, at least for  $F_+^{B \rightarrow \pi}(q^2)$  and  $F_+^{B \rightarrow K}(q^2)$ . So here we shall adopt the results of Ref.[17] to do our discussion. Generally,  $F_{+,0,T}^{B \rightarrow \pi}$  and  $F_{+,0,T}^{B \rightarrow K}$  can be parameterized in the following form [17]

$$F_{+,0,T}^{B \rightarrow P}(q^2) = f^{as}(q^2) + a_1^P(\mu_0)f^{a_1^P}(q^2) + a_2^P(\mu_0)f^{a_2^P}(q^2) + a_4^P(\mu_0)f^{a_4^P}(q^2), \quad (15)$$

where  $P = \pi$  or  $K$ ,  $f^{as}$  contains the contributions to the form factor from the asymptotic DA and all higher-twist effects from three-particle quark-quark-gluon matrix elements,  $f^{a_1^P, a_2^P, a_4^P}$  contains the contribution from the higher Gegenbauer term of DA that is proportional to  $a_1^P$ ,  $a_2^P$  and  $a_4^P$  respectively.  $\mu_0$  stands for some hadronic scale that is of order  $\mathcal{O}(1 GeV)$ . The explicit expressions of  $f^{as, a_1^P, a_2^P, a_4^P}$  can be found in Table V and Table IX of Ref.[17].

### III. NUMERICAL RESULTS AND DISCUSSIONS

With the help of the above formulae, we make a comparative study of the  $B \rightarrow \pi, K$  transition form factors within the  $k_T$  factorization approach and the QCD light-cone sum

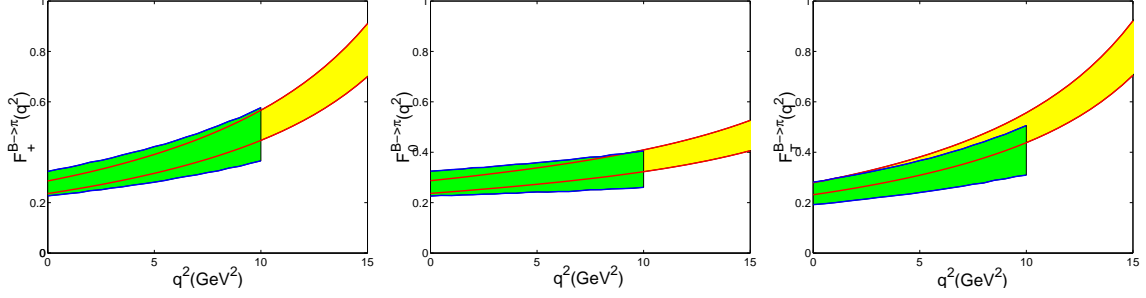


FIG. 1: Comparative results of  $F_{+,0,T}^{B \rightarrow \pi}(q^2)$  within the  $k_T$  factorization approach and the QCD LCSR, where the fused shaded band stands for  $k_T$  factorization results and the grey band stands for the QCD LCSR results [17]. The upper edge of the fused shaded band is for  $\bar{\Lambda} = 0.50 GeV$  and  $\delta = 0.30$ , and the lower edge of the fused shaded band is for  $\bar{\Lambda} = 0.55 GeV$  and  $\delta = 0.25$ .

rule. In doing the numerical calculations, we take  $\Lambda_{\overline{MS}}^{(n_f=4)} = 250 MeV$  and

$$f_\pi = 130.7 \pm 0.1 \pm 0.36 MeV, \quad f_K = 159.8 \pm 1.4 \pm 0.44 MeV, \quad (16)$$

where the decay constants  $f_\pi$  and  $f_K$  are taken from Ref.[29]. As for  $f_B$ , we fix its value to be  $190 MeV$  that is consistent with the Belle experiment  $f_B = 229_{-31}^{+36+34}_{-37} MeV$  [30].

### A. Comparison of the $B \rightarrow \pi$ form factors

The  $B \rightarrow \pi$  transition form factors  $F_{+,0,T}^{B \rightarrow \pi}$  are shown in Fig.(1), where the results of the  $k_T$  factorization with  $\bar{\Lambda} \in [0.50, 0.55]$  and  $\delta \in [0.25, 0.30]$  are shown by a fused shaded band with  $0 \leq q^2 \leq 10 GeV^2$ , and the LCSR results with its 12% uncertainty [17] are shown by a grey band with  $0 \leq q^2 \leq 15 GeV^2$ .

It can be found that the form factors  $F_{+,0,T}^{B \rightarrow \pi}$  decrease with the increment of  $\bar{\Lambda}$  and increase with the increment of  $\delta$ . The upper edge of the fused shaded band is for  $\bar{\Lambda} = 0.50 GeV$  and  $\delta = 0.30$ , and the lower edge of the fused shaded band is for  $\bar{\Lambda} = 0.55 GeV$  and  $\delta = 0.25$ . One may observe that  $k_T$  factorization results of  $F_{+,0,T}^{B \rightarrow \pi}$  can agree with that of the QCD LCSR at small value of  $q^2$  with proper values for  $\bar{\Lambda}$  and  $\delta$ . And the best fit of all the three form factors within these two approaches are obtained for  $\bar{\Lambda} \simeq 0.525 GeV$  and  $\delta \simeq 0.275$ .

At  $q^2 = 0$ , the QCD LCSR gives [17]:  $F_{+,0}^{B \rightarrow \pi}(0) = 0.258 \pm 0.031$  and  $F_T^{B \rightarrow \pi}(0) = 0.253 \pm 0.028$ . If requiring the  $k_T$  factorization results for  $F_{+,0,T}^{B \rightarrow \pi}(0)$  to be consistent with that of LCSR, one can obtain the possible ranges for  $\bar{\Lambda}$  and  $\delta$ , i.e.  $\bar{\Lambda} \in [0.50, 0.55] GeV$  and



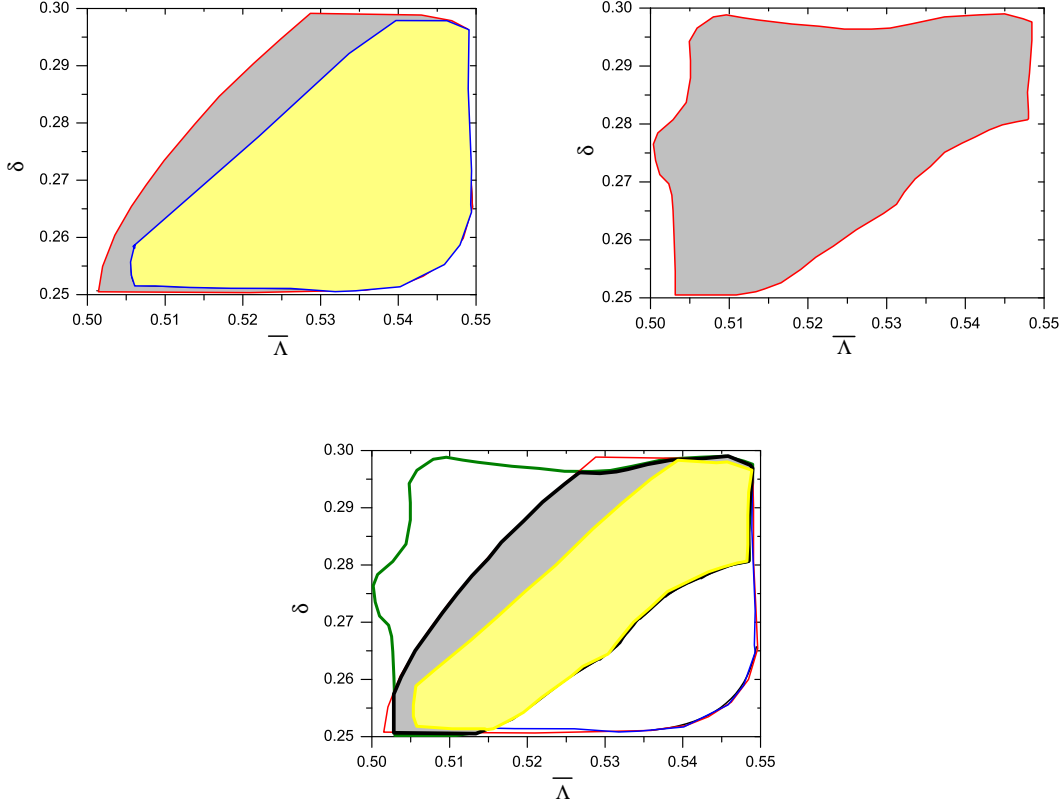


FIG. 2: Allowable regions for  $\bar{\Lambda}$  and  $\delta$  from  $B \rightarrow \pi$  form factors  $F_{+,0,T}^{B \rightarrow \pi}(0)$ , which are shown by fuscous shaded bands respectively. Left diagram stands for the constraints from  $F_{+,0}^{B \rightarrow \pi}(0)$ , Middle one is for  $F_T^{B \rightarrow \pi}(0)$  and Right one is the combined results of the two, where the fainter band is for  $F_+^{B \rightarrow \pi}(0) = 0.26 \pm 0.02$  [31].

$\delta \in [0.25, 0.30]$ , and furthermore,  $\bar{\Lambda}$  and  $\delta$  should be correlated in a way as shown in Fig.(2). In Fig.(2), the left diagram stands for the constraints from  $F_{+,0}^{B \rightarrow \pi}(0)$ , the middle one is for  $F_T^{B \rightarrow \pi}(0)$  and the right one is the combined results from  $F_{+,0}^{B \rightarrow \pi}(0)$  and  $F_T^{B \rightarrow \pi}(0)$ . Recently, a nearly model-independent analysis for  $F_+^{B \rightarrow \pi}(q^2)$  based on the BaBar experimental data on  $B \rightarrow \pi l \nu$  has been given in Ref.[31], which shows  $F_+^{B \rightarrow \pi}(0) = 0.26 \pm 0.02$ . If requiring the  $k_T$  factorization results for  $F_+^{B \rightarrow \pi}(0)$  to be within this smaller region, we can obtain a more stringent constraints for  $\bar{\Lambda}$  and  $\delta$  as is shown by the fainter band of Fig.(2). Note, all the contours are obtained by sampling 10,000 points for  $F_{+,0,T}^{B \rightarrow \pi}(0)$  to be within the allowable region respectively.

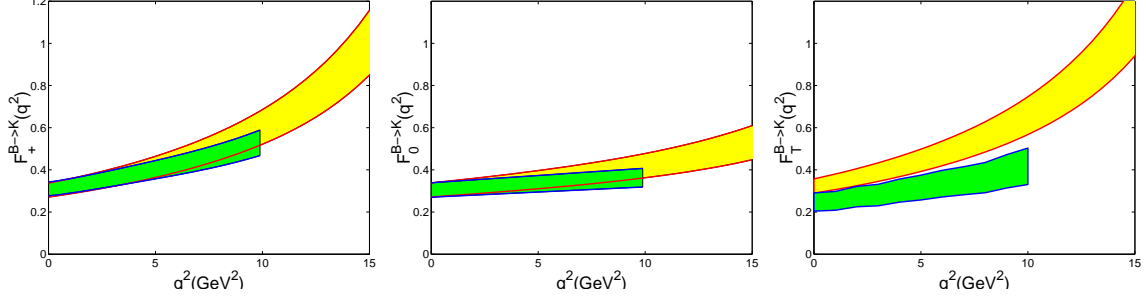


FIG. 3: Comparative results of  $F_{+,0,T}^{B \rightarrow K}(q^2)$  within the  $k_T$  factorization approach and the QCD LCSR, where the fuscous shaded band stands for  $k_T$  factorization results and the fainter band stands for the QCD LCSR results [17]. The upper edge of the fuscous shaded band is for  $\bar{\Lambda} = 0.50\text{GeV}$  and  $\delta = 0.30$ , and the lower edge of the fuscous shaded band is for  $\bar{\Lambda} = 0.55\text{GeV}$  and  $\delta = 0.25$ .

### B. Comparison of the $B \rightarrow K$ form factors

The  $B \rightarrow K$  transition form factors  $F_{+,0,T}^{B \rightarrow K}$  are shown in Fig.(3), where the results of the  $k_T$  factorization with  $\bar{\Lambda} \in [0.50, 0.55]$  and  $\delta \in [0.25, 0.30]$  are shown by a fuscous shaded band with  $0 \leq q^2 \leq 10\text{GeV}^2$  and the results of the LCSR with its  $(12\% + 3\%)$  uncertainty [17] are shown by a fainter band with  $0 \leq q^2 \leq 15\text{GeV}^2$ , where the extra 3% error is introduced due to the  $a_1^K(1\text{GeV})$  uncertainty. The first Gegenbauer moment  $a_1^K$  stands for the  $SU_f(3)$ -breaking of the  $B \rightarrow K$  transition form factors in comparison to the  $B \rightarrow \pi$  form factors, and it has been studied by the light-front quark model [32], the LCSR approach [33, 34, 35] and the lattice calculation [36, 37] and etc. In Ref.[33], the QCD sum rule for the diagonal correlation function of local and nonlocal axial-vector currents is used, in which the contributions of condensates up to dimension six and the  $\mathcal{O}(\alpha_s)$ -corrections to the quark-condensate term are taken into account. The moments derived there are close to that of the lattice calculation [36, 37], so we shall take  $a_1^K(1\text{GeV}) = 0.05 \pm 0.02$  to do our estimation. Further more a discussion of the uncertainty of  $a_1^K$  to the  $k_T$  factorization approach can be found in Ref.[24], which shows that such kind of uncertainty is quite small in comparison to the uncertainties caused by the change of  $\bar{\Lambda}$  and  $\delta$ .

Similar to the  $B \rightarrow \pi$  case, it can be found that the form factors  $F_{+,0,T}^{B \rightarrow K}$  decrease with the increment of  $\bar{\Lambda}$  and increase with the increment of  $\delta$ . The upper edge of the fuscous shaded band is for  $\bar{\Lambda} = 0.50\text{GeV}$  and  $\delta = 0.30$ , and the lower edge of the fuscous shaded band is

for  $\bar{\Lambda} = 0.55 GeV$  and  $\delta = 0.25$ . One may observe that  $k_T$  factorization results of  $F_{+,0}^{B \rightarrow K}(q^2)$  can agree with that of the QCD LCSR at small value of  $q^2$  with proper values for  $\bar{\Lambda}$  and  $\delta$ . However the value of  $F_T^{B \rightarrow K}(q^2)$  is lower than that of QCD LCSR almost in the whole  $q^2$  region, so no proper ranges for  $\bar{\Lambda}$  and  $\delta$  can be derived from the comparison of  $F_T^{B \rightarrow K}(q^2)$ . More explicitly, at the largest recoil region  $q^2 = 0$ , the QCD LCSR gives [17]:  $F_{+,0}^{B \rightarrow K}(0) = 0.331 \pm 0.041 + 0.25(a_1^K(1 GeV) - 0.17)$  and  $F_T^{B \rightarrow K}(0) = 0.358 \pm 0.037 + 0.25(a_1^K(1 GeV) - 0.17)$ , which shows that  $F_{+,0}^{B \rightarrow K}$  is **bigger** than  $F_T^{B \rightarrow K}(0)$  under the same parameters. While the  $k_T$  factorization approach gives:  $F_{+,0}^{B \rightarrow K}(0) = 0.30 \pm 0.04$  and  $F_T^{B \rightarrow K}(0) = 0.25 \pm 0.03$  for  $\bar{\Lambda} \in [0.50, 0.55] GeV$  and  $\delta \in [0.25, 0.30]$ , which shows that  $F_{+,0}^{B \rightarrow K}$  is **smaller** than  $F_T^{B \rightarrow K}(0)$  under the same parameters. This difference between the  $B \rightarrow \pi$  and  $B \rightarrow K$  maybe explained by the  $SU_f(3)$ -breaking symmetry effect. It can be found that within the  $k_T$  factorization and Ref.[38], a similar  $SU_f(3)$ -breaking effects can be found for all the three form factors  $F_{+,0,T}^{B \rightarrow K}(0)$ , more explicitly,  $[F_{+,0,T}^{B \rightarrow K}(0)/F_{+,0,T}^{B \rightarrow \pi}(0)] \sim 1.08$  for the  $k_T$  factorization approach and  $[F_{+,0,T}^{B \rightarrow K}(0)/F_{+,0,T}^{B \rightarrow \pi}(0)] \sim 1.24$  for Ref.[38]. While Ref.[17] gives somewhat different  $SU_f(3)$ -breaking effects:  $[F_{+,0}^{B \rightarrow K}(0)/F_{+,0}^{B \rightarrow \pi}(0)] \sim 1.16$  and  $[F_T^{B \rightarrow K}(0)/F_T^{B \rightarrow \pi}(0)] \sim 1.28$ . In the literature, new QCD sum rules for  $B \rightarrow \pi, K$  form factors have been derived from the correlation functions expanded near the light cone in terms of  $B$ -meson distribution, which are consistent with the present  $k_T$  factorization results and show that  $F_{+,0}^{B \rightarrow \pi}(0) = 0.25 \pm 0.05$ ,  $F_T^{B \rightarrow \pi}(0) = 0.21 \pm 0.04$ ,  $F_{+,0}^{B \rightarrow K}(0) = 0.31 \pm 0.04$  and  $F_T^{B \rightarrow K}(0) = 0.27 \pm 0.04$  [38]. So a precise QCD LCSR calculation on the form factor with tensor current, including the  $SU_f(3)$ -breaking effect, is necessary to clarify the present situation [39].

So we shall only make a comparison of  $F_{+,0}^{B \rightarrow K}(0)$  to decide the possible range for  $\bar{\Lambda}$  and  $\delta$ . By sampling 10,000 points for  $F_{+,0}^{B \rightarrow K}(0)$  to be within the region derived from QCD LCSR [17], it can be found that all the points in  $\bar{\Lambda} \in [0.50, 0.55] GeV$  and  $\delta \in [0.25, 0.30]$  are allowable.

#### IV. SUMMARY

In the present paper, the properties of the B-meson light-cone wave function up to next-to-leading order Fock state expansion have been studied through a comparative study of the  $B \rightarrow \pi$  and  $B \rightarrow K$  transition form factors under both the  $k_T$  factorization approach and the QCD LCSR approach. We have applied the  $k_T$  factorization approach to do a

systematical study on the  $B \rightarrow \pi$  and  $B \rightarrow K$  transition form factors up to  $\mathcal{O}(1/m_b^2)$ , where the transverse momentum dependence for the wave function, the Sudakov effects and the threshold effects are included to regulate the endpoint singularity and to acquire a more reasonable result. By comparing with the QCD LCSR results, it has been found that when the two typical phenomenological parameters  $\bar{\Lambda} \in [0.50, 0.55]$  and  $\delta \in [0.25, 0.30]$  (the correlation relation between  $\bar{\Lambda}$  and  $\delta$  can be found in the Right diagram of Fig.(2)), which control the leading and next-to-leading Fock states' contributions respectively, the results of  $F_{+,0,T}^{B \rightarrow \pi}(q^2)$  and  $F_{+,0,T}^{B \rightarrow K}(q^2)$  from these two approaches are consistent with each other in the large recoil energy region.

Inversely, one can derive the reasonable regions for the two undetermined parameters of the simple B-meson model wave function as shown in Eqs.(1, 2). The slight discrepancy ( $\sim 20\%$ ) of  $F_T^{B \rightarrow \pi, K}(q^2)$  between the  $k_T$  factorization approach and the QCD LCSR results of Ref.[17] may be compensated by carefully taking the  $SU_f(3)$ -breaking effects into the QCD sum rule calculation. As a byproduct, it can be found that the  $SU_f(3)$ -breaking effects are small in the  $B \rightarrow K$  transition form factors. Finally, one can adopt the B-meson wave functions up to next-to-leading order Fock state expansion to present a more precise studies on the B-meson decays up to  $\mathcal{O}(1/m_b^2)$ . It is noted that at the present, only the main uncertain sources are considered to determine the properties of the B-meson wave function, a more precise study that includes a more precise pseudo-scalar wave functions shall be helpful to improve our understanding on the B-meson wave function.

### Acknowledgements

This work was supported in part by the grant from Chongqing University, and by the grant from the Chinese Academy of Engineering Physics under the grant numbers: 2008T0401 and 2008T0402.

- 
- [1] E. Barberio, *etal.*, Heavy Flavor Averaging Group Collaboration, arXiv: 0704.3575.
  - [2] H. Kawamura, J. Kodaira, C.F. Qiao and K. Tanaka, Nucl.Phys. B (Proc.Suppl.)**116**, 269(2003); Mod.Phys.Lett. A**18**, 799(2003).

- [3] T. Huang, X.G. Wu and M.Z. Zhou, Phys.Lett.B **611**, 260(2005).
- [4] S. Wandzura and F. Wilczek, Phys. Lett. B**72**, 195(1977).
- [5] H. Georgi, Phys.Lett. B**240**, 447(1990); A.F. Falk, H. Georgi, B. Grinstein and M.B. Wise, Nucl.Phys. B**343**,1(1990); M. Neubert, Phys. Rept. **245**, 259 (1994).
- [6] Y.Y. Charng and H.N. Li, Phys.Rev. D**72**, 014003(2005).
- [7] T. Huang, C.F. Qiao and X.G. Wu, Phys.Rev. D**73**, 074004(2006).
- [8] N. Isgur and M.B. Wise Phys. Lett. B**232**, 113 (1989); N. Isgur and M.B. Wise Phys. Lett. B**237**, 527(1990); E. Eichten and B. Hill, Phys.Lett. B**234**, 511(1990).
- [9] H.N. Li and G. Sterman, Nucl.Phys. B**325**, 129(1992); J. Botts and G. Sterman, Nucl.Phys. B**225**, 62(1989).
- [10] M. Shifman, A. Vainshtein and V. Zakharov, Nucl.Phys. B**147**, 385(1979); M. Shifman, A. Vainshtein and V. Zakharov, Nucl.Phys. B**147**, 448(1979).
- [11] T. Huang and X.G. Wu, Int.J.Mod.Phys. A**22**, 3065(2007). X.G. Wu and T. Huang, JHEP0804, 043(2008).
- [12] P. Kroll and M. Raulfs, Phys.Lett. B**387**, 848(1996); A.P. Bakulev, S.V. Mikhailov and N.G. Stefanis, Phys.Lett. B**508**, 279(2001), Erratum: *ibid* B**590**, 309(2004).
- [13] Seung-il Nam, Hyun-Chul Kim, Atsushi Hosaka and M.M. Musakhanov, Phys.Rev. D**74**, 014019(2006).
- [14] S. Dalley and Brett van de Sande, Phys.Rev. D**67**, 114507(2003).
- [15] P. Ball and R. Zwichk, Phys.Lett. B**625**, 225(2005).
- [16] Xing-Gang Wu, arXiv: 0807.4214.
- [17] P. Ball and R. Zwicky, Phys.Rev. D**71**, 014015(2005).
- [18] T. Huang and X.G.Wu, Phys.Rev. D**71**, 034018(2005).
- [19] H.N. Li and H.L. Yu, Phys. Rev. Lett. **74**, 4388(1995); H.N. Li and H.L. Yu, Phys. Lett. B**353**, 301(1995); H.N. Li and H.L. Yu, Phys. Rev. D**53**, 2480(1996).
- [20] T. Kurimoto, H.N. Li and A.I. Sanda, Phys.Rev. D**65**, 014007(2002).
- [21] H.N.Li, Phys. Rev. D**66**,094010(2002).
- [22] C.D. Lu and M.Z. Yang, Eur.Phys.J. C**28**, 515(2003).
- [23] F.G. Cao and T. Huang, Mod.Phys.Lett. A**13**, 253(1998).
- [24] X.G.Wu, T.Huang and Z.Y.Fang, Eur.Phys.J.C**52**, 561-670(2007).
- [25] T. Huang, Z.H. Li and X.Y. Wu, Phys.Rev. D**63**, 094001(2001); T. Huang and Z.H. Li,

- Phys.Rev. D**57**, 1993(1998).
- [26] Z.H. Li, F.Y. Liang, X.Y. Wu and T. Huang, Phys.Rev. D**64**, 057901(2001).
  - [27] X.G. Wu, T. Huang and Z.Y. Fang, Phys.Rev. D**77**, 074001(2008).
  - [28] Z.G. Wan, M.Z. Zhou and T. Huang, Phys.Rev. D**67**, 094006(2003).
  - [29] C. Amsler et al., Particle Data Group, Physics Letters B**667**, 1 (2008).
  - [30] K. Ikado *etal.* (Belle Collaboration), Phys.Rev. Lett.**97**, 251802(92006).
  - [31] P. Ball, Phys.Lett. B**644**, 38(2007).
  - [32] C.R. Ji, P.L. Chung and S.R. Cotanch, Phys.Rev. D**45**, 4214(1992); H.M. Choi and C.R. Ji, Phys.Rev. D**75**, 034019(2007).
  - [33] A. Khodjamirian, Th. Mannel and M. Melcher, Phys.Rev. D**70**, 094002(2004).
  - [34] P. Ball and M. Boglione, Phys.Rev. D**68**, 094006(2003).
  - [35] P. Ball, V.M. Braun and A. Lenz, J.High Energy Phys. **05**, 004(2006).
  - [36] V.M. Braun *et al.*, Phys.Rev. D**74**, 074501(2006).
  - [37] P.A. Boyle *et al.*, Phys.Lett. B**641**, 67(2006); hep-lat/0610025.
  - [38] A. Khodjamirian, T. Mannel and N. Offen, Phys.Rev. D**75**, 054013(2007).
  - [39] X.G. Wu, *etal.*,  *$B \rightarrow P$  transition form factors with tensor current revisited within the LCSR*, is in preparation.