

Mass Measurement of the Decaying Bino at the LHC

^(a)Shoji Asai, ^(a)Yuya Azuma, ^(b)Osamu Jinnouchi, ^(c,d)Takeo Moroi,
^(a)Satoshi Shirai and ^(a,d)T.T. Yanagida

^(a)*Department of Physics, University of Tokyo, Tokyo 113-0033, Japan*

^(b)*KEK, High Energy Accelerator Research Organization, 1-1 Oho, Tsukuba 305-0801,
Japan*

^(c)*Department of Physics, Tohoku University, Sendai 980-8578, Japan*

^(d)*Institute for the Physics and Mathematics of the Universe,
University of Tokyo, Chiba 277-8568, Japan*

Abstract

In some class of supersymmetric (SUSY) models, the neutral Wino becomes the lightest superparticle and the Bino decays into the Wino and standard-model particles. In such models, we show that the measurement of the Bino mass is possible if the short charged tracks (with the length of $O(10\text{ cm})$) can be identified as a signal of the charged-Wino production. We pay particular attention to the anomaly-mediated SUSY-breaking (AMSB) model with a generic form of Kähler potential, in which only the gauginos are kinematically accessible superparticles to the LHC, and discuss the implication of the Bino mass measurement for the test of the AMSB model.

1 Introduction

One of the strong motivations of low-energy supersymmetry (SUSY) is to explain the origin of the dark matter of the universe. With the assumption of R -parity conservation, the lightest superparticle (LSP) becomes stable and is a good candidate of the dark matter if it is weakly interacting. The major candidates of the LSP are the Bino \tilde{B} (or, more precisely, the Bino-like lightest neutralino) and the gravitino.

The anomaly-mediated SUSY breaking (AMSB) model [1, 2], which is a well-motivated scenario of SUSY breaking, provides another candidate of the LSP, which is the neutral Wino. The Wino becomes the lightest gaugino if we adopt the mass spectrum of the minimal anomaly-mediation. With a generic form of the Kähler potential, which is adopted in our analysis, all the sfermions become as heavy as $O(10 \text{ TeV})$ while the gauginos acquire masses of $O(100 \text{ GeV})$, and the mass spectrum of the gauginos is modified from the prediction of the minimal case [3, 4]; importantly, even in such a model, the neutral Wino \tilde{W}^0 becomes the LSP in most of the parameter space. Even though the thermal relic abundance of \tilde{W}^0 is too small to realize the LSP dark matter, the scenario is cosmologically viable because \tilde{W}^0 can be the dark matter if it is non-thermally produced [5]. The AMSB model with a generic form of the Kähler potential, which is called the AMSB model hereafter, is a simple and natural scenario of SUSY breaking; it is easily realized if there is no singlet field in the SUSY breaking sector [1, 6].

In the AMSB model with heavy sfermions, the gauginos are the primary targets at the LHC. In addition, since there exists a non-trivial relation among the gaugino masses, a crucial test of the AMSB model becomes possible once all gaugino masses in the SUSY standard model are experimentally determined. In our previous studies [7, 8], it has been shown that properties (in particular, the masses) of the gluino and the Wino can be studied at the LHC if the gluino is lighter than $\sim 1 \text{ TeV}$. On the contrary, the Bino mass is thought to be hardly measured at the LHC in most of the parameter space.

In this letter, we propose a new procedure to measure the Bino mass at the LHC, using the fact that the momentum information of the charged Wino \tilde{W}^\pm from the decay of \tilde{B} can be obtained if the track of \tilde{W}^\pm is observed by inner detectors. We pay particular attention to the measurement of the Bino mass, taking account of the most recent studies of the performances of the ATLAS detector. We will show that the Bino mass can be determined with the accuracy of $\sim 10 - 20 \text{ GeV}$. We also discuss the implication of the measurement of the Bino mass to the test of the AMSB model.

2 Model

First, we summarize the model adopted in our analysis. Even though there exist various possibilities to realize the Wino LSP scenario, we concentrate on the AMSB model with a generic form of Kähler potential. Such a model has several important features. First of all, sfermion and Higgsino masses are not suppressed compared to the gravitino mass, while the

gaugino masses are generated by the anomaly-mediation contributions and hence are one-loop suppressed. Consequently, only gauginos are within the kinematical reach of the LHC. In addition, once the Higgsinos become as heavy as the gravitino, radiative corrections from the Higgs-Higgsino loop diagrams modify the simple anomaly-mediation relation among the gaugino masses [3, 4]. In the present framework, the gaugino masses at the scale of the sfermion masses $m_{\tilde{f}}$, which is assumed to be comparable to the Higgsino mass μ_H , are given by

$$M_1 = \frac{g_1^2}{16\pi^2} (11m_{3/2} + L), \quad (1)$$

$$M_2 = \frac{g_2^2}{16\pi^2} (m_{3/2} + L), \quad (2)$$

$$M_3 = \frac{g_3^2}{16\pi^2} (-3m_{3/2}), \quad (3)$$

where g_1 , g_2 , and g_3 are gauge coupling constants of $U(1)_Y$, $SU(2)_L$, and $SU(3)_C$ gauge groups, respectively, and $m_{3/2}$ is the gravitino mass. (Hereafter, we use a convention such that $m_{3/2}$ is real and positive.) In addition, L is a complex parameter which parametrizes the Higgs-Higgsino loop contributions. (Notice that $|L|$ is expected to be of the order of the gravitino mass.)

With the gaugino masses obtained from Eqs. (1) – (3), there exists a non-trivial constraint among gaugino masses. Indeed, approximating the on-shell gaugino masses by M_1 , M_2 , and M_3 given in Eqs. (1) – (3), we can find a constraint [7]

$$\left| \frac{10g_1^2}{3g_3^2}m_{\tilde{g}} - \frac{g_1^2}{g_2^2}m_{\tilde{W}} \right| \lesssim m_{\tilde{B}} \lesssim \frac{10g_1^2}{3g_3^2}m_{\tilde{g}} + \frac{g_1^2}{g_2^2}m_{\tilde{W}}, \quad (4)$$

where $m_{\tilde{B}}$, $m_{\tilde{W}}$, and $m_{\tilde{g}}$ are physical masses of the Bino, Wino, and gluino, respectively. (In Eq. (4), the mass difference between \tilde{W}^\pm and \tilde{W}^0 , which is expected to be $\sim 155 - 170$ MeV, is neglected.) Even with the renormalization group effect below the scale of $m_{\tilde{f}}$ (which will be included in our numerical analyses), the Bino mass is constrained in the window calculated with the gluino and Wino masses. This fact will be used to test the AMSB model using experimental measurements of the gaugino masses.

In the AMSB model with heavy sfermions, SUSY events at the LHC are mostly from a pair production of the gluinos. The produced gluinos cascade down to lighter gauginos; $\tilde{g} \rightarrow \tilde{B}q\bar{q}$ or $\tilde{g} \rightarrow \tilde{W}q\bar{q}$.^{#1} The branching ratios of these processes depend on sfermion masses, and hence are free parameters. Furthermore, once \tilde{B} is produced, it decays into charged or neutral Wino and standard-model particles. In most of the parameter space where the Higgsino is as heavy as sfermions, the Bino dominantly decays as $\tilde{B} \rightarrow \tilde{W}^\pm W^\mp$ and $\tilde{W}^0 h$ (with h being the standard-model-like Higgs boson). When M_1 and M_2 are real

^{#1}In this letter, we neglect two-body decay modes of the gluino ($\tilde{g} \rightarrow \tilde{B}g$ and $\tilde{g} \rightarrow \tilde{W}g$). This can be justified by tuning the sfermion masses [9].

and have the same sign, which is the case in our numerical analysis, the decay rates of those processes are given by

$$\Gamma_{\tilde{B} \rightarrow \tilde{W}^+ W^-} = \frac{\beta_{\tilde{W}^\pm W^\mp} \kappa^2}{32\pi} m_{\tilde{B}} \left(1 + \frac{m_{\tilde{W}}}{m_{\tilde{B}}}\right)^2 \left[1 + \frac{2m_{\tilde{W}}^2}{(m_{\tilde{B}} - m_{\tilde{W}})^2}\right] \left[1 - \frac{m_{\tilde{W}}^2}{(m_{\tilde{B}} + m_{\tilde{W}})^2}\right], \quad (5)$$

$$\Gamma_{\tilde{B} \rightarrow \tilde{W}^0 h} = \frac{\beta_{\tilde{W}^0 h} \kappa^2}{32\pi} m_{\tilde{B}} \left[\left(1 - \frac{m_{\tilde{W}}}{m_{\tilde{B}}}\right)^2 - \frac{m_h^2}{m_{\tilde{B}}^2} \right], \quad (6)$$

where

$$\beta_{\tilde{W}^\pm W^\mp}^2 = \frac{m_{\tilde{B}}^4 - (m_{\tilde{W}^\pm}^2 + m_W^2)m_{\tilde{B}}^2 + (m_{\tilde{W}^\pm}^2 - m_W^2)^2}{m_{\tilde{B}}^4}, \quad (7)$$

and $\beta_{\tilde{W}^0 h}$ is obtained from the above formula by replacing $m_{\tilde{W}^\pm} \rightarrow m_{\tilde{W}^0}$ and $m_W \rightarrow m_h$. In addition, $\kappa \equiv g_1 g_2 v \sin \beta \cos \beta \mu_H^{-1}$, where $v \simeq 174$ GeV is the total vacuum expectation value of the Higgs boson. The Bino may also decay as $\tilde{B} \rightarrow \tilde{W} f \bar{f}$ (with f being standard-model fermions) via the diagrams with sfermion propagators. The three-body decay processes are, however, significantly suppressed in the present situation because the decay rates are suppressed by $m_{\tilde{f}}^{-4}$.

In the previous study [7], the Bino mass measurement in the AMSB model was shown to be possible at the LHC only when the processes $\tilde{B} \rightarrow \tilde{W} f \bar{f}$ have significant branching ratios, which is realized in a special case where some of the sfermions are much lighter than the Higgsino. In that case [7], the momentum information of the charged Wino was not used. The missing E_T signature was used for analysis and the Bino mass was obtained with the endpoint of the $M_{q\bar{q}}$ distribution. In this letter, on the contrary, we will show that the Bino mass $m_{\tilde{B}}$ can be measured with the momentum information about the charged Wino even if the Bino dominantly decays via the two-body processes.

We demonstrate how well we can determine the Bino mass using the momentum information of the charged Wino. The following MC sample are generated; the gaugino masses are

$$m_{\tilde{W}} = 200 \text{ GeV}, \quad m_{\tilde{B}} = 400 \text{ GeV}, \quad m_{\tilde{g}} = 1 \text{ TeV}, \quad (8)$$

while other superparticles are assumed to acquire masses of $O(10 \text{ TeV})$. The above set of the gaugino masses are realized when $m_{3/2} = 39 \text{ TeV}$, $|L| = 27 \text{ TeV}$, and $\arg(L) = 0$. With this choice of the mass parameters, SUSY events at the LHC are dominantly from $pp \rightarrow \tilde{g}\tilde{g}$; the cross section for this process is about 220 fb. The decay branching fraction of \tilde{g} are also model-dependent, and 50% branching fractions are assumed;

$$Br(\tilde{g} \rightarrow \tilde{B} q \bar{q}) = Br(\tilde{g} \rightarrow \tilde{W} q \bar{q}) = 0.5, \quad (q = u, d, s, c). \quad (9)$$

For simplicity, we assume that the gluino dominantly decays into the first and the second generation quarks; such a situation is realized when the third-generation squarks are heavier

SCT layer	1st	2nd	3rd	4th	hit in TRT
$L_T^{(\min)}$ (mm)	299	371	443	514	554
Reconstruction efficiency (%)	–	85	100	100	100

Table 1: Reconstruction efficiencies of the track are summarized for the various decay positions. SCT layer shows the final layer passing through before the decay and the $L_T^{(\min)}$ is distance between the layer and beam pipe. The transition radiation tracker (TRT) is located outside of the SCT. Tracks are reconstructed with the pixel and the SCT layer inside the decay point.

than the first- and second-generation squarks. If the gluino decays as $\tilde{g} \rightarrow \tilde{W}^- t \bar{b}$ (and $\tilde{W}^+ b \bar{t}$), a high p_T lepton can be emitted from the W -boson produced by the top decay. If the lepton is mis-identified as that from the Bino decay, such events become the background. However, in the case of $\tilde{g} \rightarrow \tilde{W}^- t \bar{b}$, in which the W -boson is not monochromatic in the rest frame of the parent particle (i.e., \tilde{g}), we do not expect a steep edge in the invariant mass distribution of $W^\pm l^\mp$, which is a big contrast to the distribution obtained from $\tilde{B} \rightarrow \tilde{W}^\pm W^\mp$. (For the decay mode $\tilde{g} \rightarrow \tilde{B} t \bar{t}$, see the later discussion.) A detailed analysis including the above background will be given elsewhere [10].

3 Bino Mass Measurement

Although the large missing E_T is characteristic signature of the conventional SUSY events at the LHC, the charged Wino tracks are promising signature of the AMSB model. The neutral Wino is the LSP and the charged Wino is almost degenerate in mass with the LSP in the present model. In most of the parameter space, the decay length of the charged Wino becomes $c\tau \simeq 5$ cm [11]. A large number of the charged Winos can travel through the pixel detector and the semi-conductor tracker (SCT) of the ATLAS detector before their decays. Some part of Wino can reach into the transition radiation tracker (TRT), which is located outside of the SCT. The charged Wino decays into the neutral Wino and a soft pion (or soft electron and neutrino). The emitted pion or electron is too soft to be reconstructed in the tracking system. Then the charged Wino track looks disappear on the way. This is a significant feature of the signal and clearly separated from the SM background processes [10].

Tracking performance of the ATLAS inner detector [12] is summarized in Table 1. The charged Wino which travels until the 2nd layer of the SCT can be reconstructed by using the hits in the pixel, 1st and 2nd layers of the SCT. The charged Wino will be reconstructed perfectly, if they decay after the 3rd layer (the transverse length of flight, $L_T > 443$ mm). Good momentum resolutions are also expected even only with the pixel and SCT detectors [12]. A lifetime of the observed charged particle can be measured with the TRT as already pointed out in the previous study [8]. Since the lifetime of the charged Wino is insensitive to the SUSY parameters (as far as in the AMSB model), such a lifetime measurement is the

strong evidence that the observed long-lived charged particle is the \tilde{W}^\pm in the AMSB model.

After the charged Wino tracks are observed, it is also important to note that the momentum information as well as the time-of-flight information obtained with the TRT and the EM calorimeter are available. The Wino mass can be determined with an accuracy of about 10 %, if enough samples of the charged Wino tracks are observed in the TRT and the EM calorimeter, and if the mean beta of the charged Wino is less than 0.85. The reconstruction of four-momenta of the charged Wino gives good chance to determine the Bino mass.

The procedure to measure the Bino mass is summarized in this session, when the Bino dominantly decays into $\tilde{B} \rightarrow \tilde{W}^\pm W^\mp$ and $\tilde{W}^0 h$. Determination of the Bino mass is to use the invariant mass distribution of $\tilde{W}^\pm + \text{lepton}$ system. In the signal events, isolated leptons are mainly from the decay of W^\pm , which is produced by the decay of \tilde{B} . The decay chain $\tilde{B} \rightarrow \tilde{W}^\pm W^\mp$, followed by $W^\mp \rightarrow l^\mp \nu$ is used in the analysis. Informations about the gaugino masses are imprinted into the distribution of the invariant mass of the $\tilde{W}^\pm l^\mp$ system. Since the charges of the lepton and the Wino are opposite in the signal event, the combinatorial background can be reduced by the same-sign subtraction as shown in the following. $M_{\tilde{W}^\pm l^\mp}$ is constrained in the region of

$$M_{\tilde{W}^\pm l^\mp}^{(\min)} \leq M_{\tilde{W}^\pm l^\mp} \leq M_{\tilde{W}^\pm l^\mp}^{(\max)}, \quad (10)$$

where

$$M_{\tilde{W}^\pm l^\mp}^{(\min)2} = \frac{1}{2} \left(m_{\tilde{B}}^2 + m_{\tilde{W}^\pm}^2 - m_W^2 - \sqrt{(m_{\tilde{B}}^2 + m_{\tilde{W}^\pm}^2 - m_W^2)^2 - 4m_{\tilde{B}}^2 m_{\tilde{W}^\pm}^2} \right), \quad (11)$$

$$M_{\tilde{W}^\pm l^\mp}^{(\max)2} = \frac{1}{2} \left(m_{\tilde{B}}^2 + m_{\tilde{W}^\pm}^2 - m_W^2 + \sqrt{(m_{\tilde{B}}^2 + m_{\tilde{W}^\pm}^2 - m_W^2)^2 - 4m_{\tilde{B}}^2 m_{\tilde{W}^\pm}^2} \right). \quad (12)$$

The endpoints of the distribution of $M_{\tilde{W}^\pm l^\mp}$ are determined by the gaugino masses. In particular, when the gaugino masses are much larger than m_W , $M_{\tilde{W}^\pm l^\mp}^{(\max)} \simeq m_{\tilde{B}}$ and the Bino mass can be obtained from the upper endpoint of the $M_{\tilde{W}^\pm l^\mp}$ distribution. In the same limit, lower edge is Wino mass; $M_{\tilde{W}^\pm l^\mp}^{(\min)} \simeq m_{\tilde{W}^\pm}$.

We generate the signal events by using MadGraph/MadEvent packages [13, 14, 15], and the decays and hadronizations of the standard model particles are treated by PYTHIA [16]. The produced events are fed into the PGS4 package [17] to simulate detector effects. The error in the measurement of the momentum of the charged Wino is not taken into account in PGS4. The following selections are applied:

1. At least one isolated lepton (with $p_T > 20$ GeV) is required,
2. At least one charged Wino (which travels transverse length longer than $L_T^{(\min)}$) whose charge is opposite to that of the isolated lepton.

In our analysis, we assume that the decay length of the charged Wino $c\tau = 5.13$ cm and that the reconstruction efficiency reaches 100 % in the case that the charged Wino travels transverse length longer than 37.1 cm.

Fig. 1 shows the distributions of the invariant mass of $\tilde{W}^\pm l^\mp$ system for the various transverse length of flight of $L_T^{(\min)} = 37.1$ cm, 44.3 cm, and 51.4 cm, which correspond to the radii of the 2nd, 3rd, and 4th layers of the SCT, respectively [18]. The sharp edges at the positions of the expected endpoints are observed in these three figures. With the present choice of gaugino masses, the expected points are $M_{\tilde{W}^\pm l^\mp}^{(\min)} \simeq 206$ GeV and $M_{\tilde{W}^\pm l^\mp}^{(\max)} \simeq 389$ GeV. An integrated luminosity of 300 fb^{-1} is assumed. As we have mentioned, once an enough amount of the Wino tracks is identified in the TRT, the Wino mass can be determined with an accuracy of $\sim 10 \%$. We assume the accuracy of 10% in the following analysis and the error in the determination of $m_{\tilde{B}}$ arising from the error in $m_{\tilde{W}^\pm}$ will be discussed later. The energy of \tilde{W}^\pm is estimated from a postulated value of the Wino mass $m_{\tilde{W}^\pm}^{(\text{obs})}$, which is from the result of the Wino mass measurement, and the momentum $\mathbf{p}_{\tilde{W}^\pm}$, as $E_{\tilde{W}^\pm} = \sqrt{m_{\tilde{W}^\pm}^{(\text{obs})2} + \mathbf{p}_{\tilde{W}^\pm}^2}$, and we calculate $M_{\tilde{W}^\pm l^\mp}$ as

$$M_{\tilde{W}^\pm l^\mp}^2 = m_{\tilde{W}^\pm}^{(\text{obs})2} + 2(E_{\tilde{W}^\pm} E_{l^\mp} - \mathbf{p}_{\tilde{W}^\pm} \mathbf{p}_{l^\mp}), \quad (13)$$

where $p_{l^\mp} \equiv (E_{l^\mp}, \mathbf{p}_{l^\mp})$ is the four-momentum of the lepton.

There is the wrong combination of the \tilde{W}^\pm and l^\mp in the signal events. In some events, two Binos are produced and the observed \tilde{W}^\pm and l^\mp are from different Binos. In addition, with the decay mode of $\tilde{g} \rightarrow \tilde{B} t \bar{t}$, which is assumed to be suppressed in our analysis, a lepton may be produced by the decay of W^\pm from the decays of t and \bar{t} . This lepton contributes to the combinatorial background of $M_{\tilde{W}^\pm l^\mp}$ distribution. These combinatorial backgrounds can be estimated with the same-sign events, because the Bino decays into \tilde{W}^+ and \tilde{W}^- with the same probability. The following two selections are applied to make the control sample to estimate the combinatorial background events;

- 1'. There exists one isolated lepton (with $p_T > 20$ GeV),
- 2'. There exists at least one charged Wino (with $L_T > L_T^{(\min)}$) whose charge is the same as that of the isolated lepton,

and calculate the invariant mass of the $\tilde{W}^\pm l^\pm$ system, $M_{\tilde{W}^\pm l^\pm}$. The distribution of $M_{\tilde{W}^\pm l^\pm}$ is superimposed in Fig. 1. As one can see, the number of the combinatorial background is much smaller than that of the signal in the signal region (i.e., $M_{\tilde{W}^\pm l^\mp}^{(\min)} \leq M_{\tilde{W}^\pm l^\mp} \leq M_{\tilde{W}^\pm l^\mp}^{(\max)}$) and the accurate edge of the endpoint can be obtained by subtracting the same-sign distribution.

We estimate the upper endpoint by fitting the structure with Gaussian-smearred triangular fit (including the effect of background) [19]:

$$(\text{Number of events}) = A \int_{-1}^1 dz \exp \left[\frac{-1}{2\sigma^2} \left(M_{\tilde{W}^\pm l^\mp} - M_{\tilde{W}^\pm l^\mp}^{(\max)} \sqrt{\frac{1+z}{2}} \right)^2 \right] + N_{\text{BG}}, \quad (14)$$

where A , $M_{\tilde{W}^\pm l^\mp}^{(\max)}$, σ , and N_{BG} are fitting parameters. The obtained histogram is fitted in $250 \text{ GeV} < M_{\tilde{W}^\pm l^\mp} < 550 \text{ GeV}$. The fitted $M_{\tilde{W}^\pm l^\mp}^{(\max)}$ is estimated to be (391 ± 6) GeV and

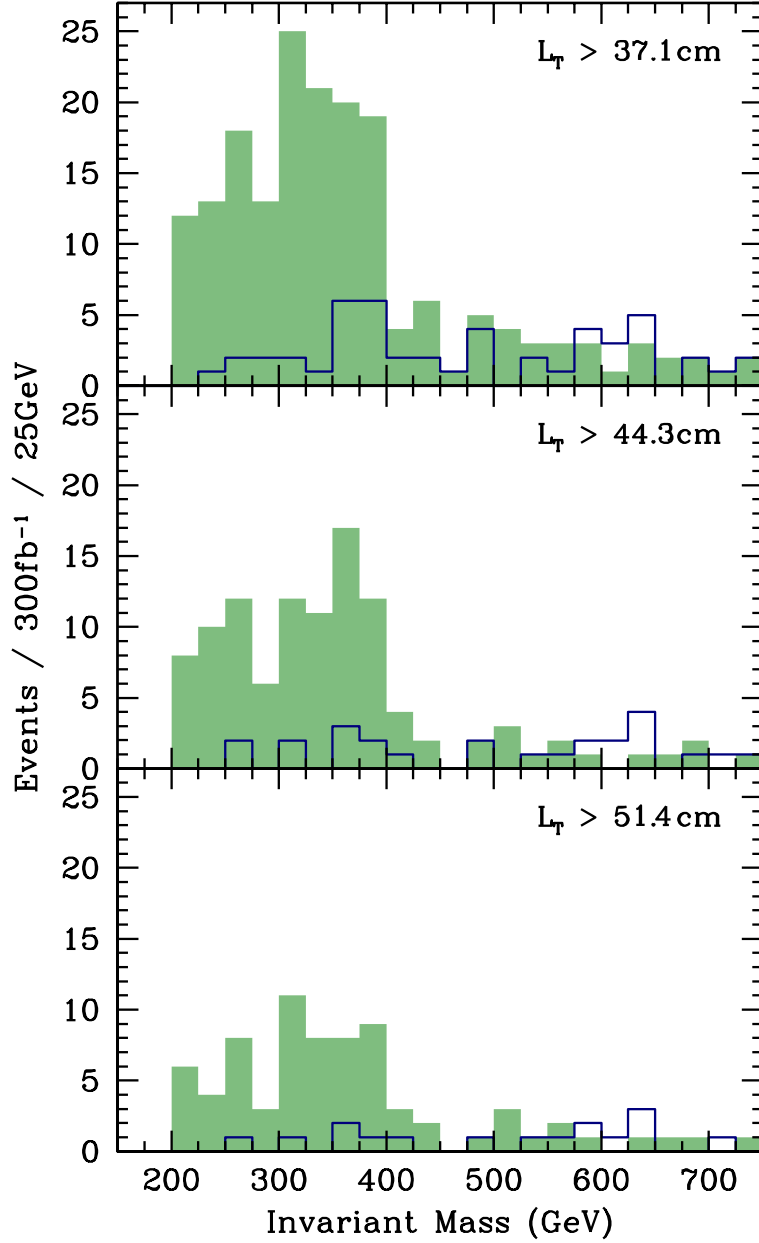


Figure 1: Distribution of the opposite-sign $\tilde{W}^{\pm}l^{\mp}$ system (shaded histogram) and the same-sign $\tilde{W}^{\pm}l^{\pm}$ system (solid line) for $\mathcal{L} = 300 \text{ fb}^{-1}$. Three figures show the minimum transverse length of flight of $L_T^{(\text{min})} = 37.1 \text{ cm}$, 44.3 cm , and 51.4 cm , which are corresponding to the 2nd, 3rd, and 4th layers of SCT.

(398 ± 11) GeV for $L_T^{(\min)} = 37.1$ cm and 44.3 cm, respectively. The uncertainty in $M_{\tilde{W}^\pm L^\mp}^{(\max)}$ as well as the difference between the best-fit value and the underlying value (i.e., 389 GeV) are typically ~ 10 GeV or smaller. Thus, in the following, we assume that the uncertainty in the measurement of the Bino mass from the determination of the position of the endpoint is less than ~ 10 GeV, if the identification of the charged Wino track is possible for \tilde{W}^\pm going through several layers of the SCT.

Next, in order to see how the invariant mass distribution depends on $m_{\tilde{W}}^{(\text{obs})}$, we calculate the invariant mass distribution for several values of the postulated Wino mass. The results for $m_{\tilde{W}}^{(\text{obs})} = 180$ GeV and 220 GeV (as well as for $m_{\tilde{W}}^{(\text{obs})} = 200$ GeV) are shown in Fig. 2, where $L_T^{(\min)} = 44.3$ cm is used. We can see that the endpoints depend on $m_{\tilde{W}}^{(\text{obs})}$. From the figure, we expect the error of 10 GeV in the measurement of $m_{\tilde{B}}$ from the uncertainty in the Wino mass. Thus, combining the uncertainty in the determination of the endpoint, the error in the observed Bino mass is ~ 15 GeV for the sample point we have adopted.

Here, we have adopted the integrated luminosity of 300 fb^{-1} . We comment here that the measurement of the Bino mass may be possible with a smaller integrated luminosity if the Wino-tracks are more efficiently produced. With a larger value of $c\tau$ (which is not likely in the framework of AMSB), or with a smaller value of the gluino mass, that can be the case.

4 Testing the AMSB Model

Finally, we discuss implication of the Bino mass determination to the test of the AMSB model. As indicated in Eq. (4), the Bino mass is constrained once the gluino and Wino masses are fixed. In Fig. 3, we show the theoretical upper and lower bounds on the Bino mass as functions of the Wino mass. (Gluino mass is taken to be 0.9 TeV, 1 TeV, and 1.1 TeV.) With the determination of the gaugino masses, we can see whether they are consistent with the prediction of the AMSB model.

There are several possibilities to acquire information about gaugino masses, as well as the Bino mass measurement. In [7], it was discussed that the mass difference $m_{\tilde{g}} - m_{\tilde{W}}$ can be determined by studying the distribution of the invariant mass of the di-jet emitted from the decay process $\tilde{g} \rightarrow \tilde{W}q\bar{q}$. With an MC analysis, it was shown that the upper endpoint of the di-jet invariant mass well agrees with $m_{\tilde{g}} - m_{\tilde{W}}$, and the uncertainty in the determination of the mass difference is estimated to be 40 GeV or so. In addition, an information about the gluino mass should be also obtained from the measurement of the cross section for the process $pp \rightarrow \tilde{g}\tilde{g}$. Furthermore, as we have mentioned, information about the Wino mass will become available with the accuracy of $\sim 10\%$ once the charged Wino is discovered in the form of the short charged tracks. Combining those with the determination of the Bino mass, we can perform a consistency check of the AMSB model.

The expected LHC constraints are also summarized in Fig. 3. Here, we adopt the following errors in the measurements:

$$\delta m_{\tilde{B}} = 15 \text{ GeV}, \quad \delta(m_{\tilde{g}} - m_{\tilde{W}}) = 40 \text{ GeV}, \quad \delta m_{\tilde{W}} = 20 \text{ GeV}. \quad (15)$$

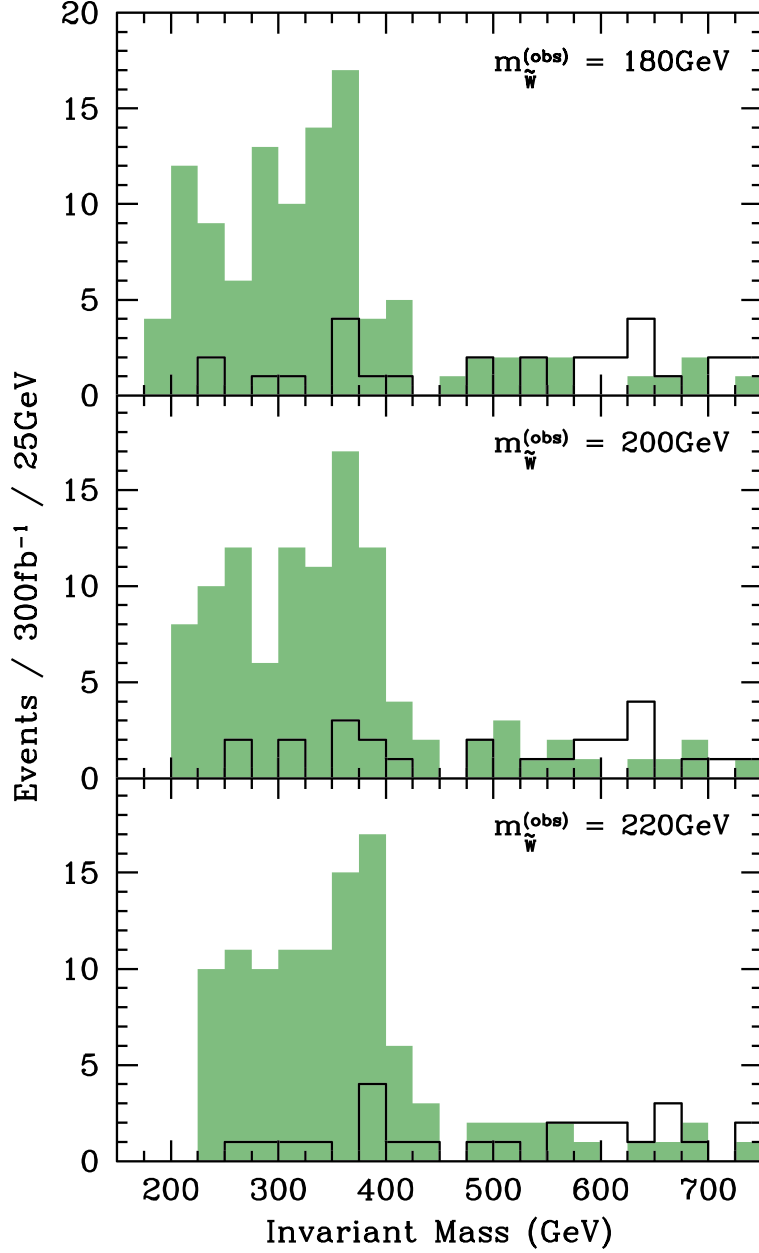


Figure 2: Distribution of the opposite-sign $\tilde{W}^{\pm}l^{\mp}$ system (shaded histogram) and the same-sign $\tilde{W}^{\pm}l^{\pm}$ system (solid line) for $\mathcal{L} = 300\text{fb}^{-1}$ and $L_T^{(\min)} = 44.3\text{cm}$. The postulated Wino mass is 180 GeV, 200 GeV, and 220 GeV, from the top to the bottom.

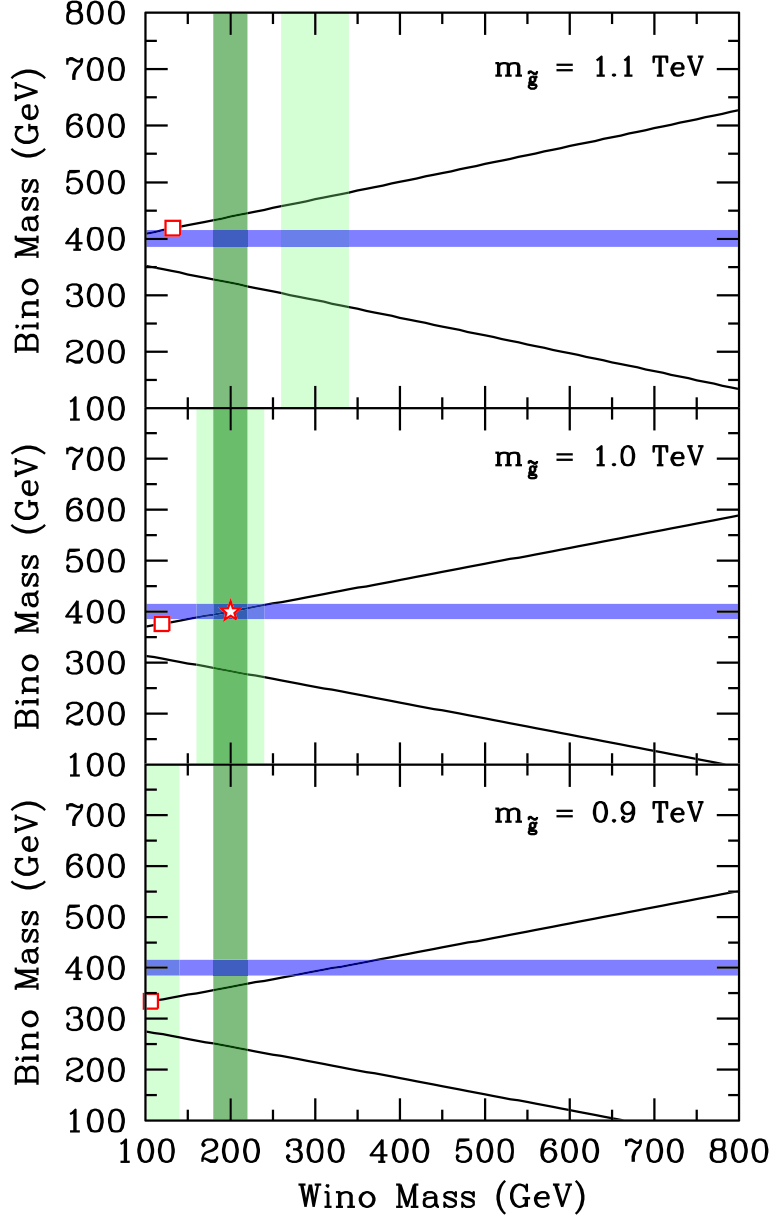


Figure 3: Theoretical and experimental constraints on $m_{\tilde{W}}$ vs. $m_{\tilde{B}}$ plane for $m_{\tilde{g}} = 0.9$ TeV, 1 TeV, and 1.1 TeV (from the bottom to the top). The solid lines are upper and lower bounds on the Bino mass as functions of the Wino mass. The horizontal band is the expected constraint on the Bino mass. The vertical bands are constraints on $m_{\tilde{W}}$ (darkly shaded) and on $m_{\tilde{g}} - m_{\tilde{W}}$ (lightly shaded). The star in the middle figure is the sample point we have used for our MC analysis, and the squares indicate the prediction of the minimal anomaly-mediated model (where gaugino masses are proportional to the coefficient of the beta functions of gauge coupling constants).

(Here, the constraint on the gluino mass from the cross section measurement is not shown.) Fig. 3 shows that, combining all the constraints, we can perform a crucial test of the AMSB model. We can see that the measurement of the Bino mass is very important for such a test. In addition, since there exist three independent observables, all the gaugino masses are in principle known, which can be used to determine the underlying parameters: $m_{3/2}$, $|L|$, and $\arg(L)$.

In our analysis, we have used leptonic decays of the W -boson to determine the Bino mass. In fact, it may be also possible to use the hadronic decay modes if the jets from the W -boson can be identified, although this may suffer from serious combinatorial backgrounds. If one can reduce the background, it provides a powerful method for the Bino mass measurement. A study of this method will be given elsewhere [10].

Acknowledgments: The work of T.M. is supported by the Grant-in-Aid for Scientific Research from the Ministry of Education, Science, Sports, and Culture of Japan, No. 19540255. The work of S.S. is supported in part by JSPS Research Fellowships for Young Scientists. The work of T.T.Y. is supported in part by the Grant-in-Aid for Science Research, Japan Society for the Promotion of Science, Japan (No. 1940270). This work is also supported in part by World Premier International Center Initiative (WPI Program), MEXT, Japan.

References

- [1] G. F. Giudice, M. A. Luty, H. Murayama and R. Rattazzi, JHEP **9812** (1998) 027.
- [2] L. Randall and R. Sundrum, Nucl. Phys. B **557** (1999) 79.
- [3] T. Gherghetta, G. F. Giudice and J. D. Wells, Nucl. Phys. B **559** (1999) 27.
- [4] M. Ibe, T. Moroi and T. T. Yanagida, Phys. Lett. B **644** (2007) 355.
- [5] T. Moroi and L. Randall, Nucl. Phys. B **570** (2000) 455.
- [6] J. D. Wells, Phys. Rev. D **71** (2005) 015013.
- [7] S. Asai, T. Moroi, K. Nishihara and T. T. Yanagida, Phys. Lett. B **653** (2007) 81.
- [8] S. Asai, T. Moroi and T. T. Yanagida, Phys. Lett. B **664** (2008) 185.
- [9] M. Toharia and J. D. Wells, JHEP **0602** (2006) 015 [arXiv:hep-ph/0503175].
- [10] S. Asai, Y. Azuma, O. Jinnouchi, T. Moroi, S. Shirai and T. T. Yanagida, in preparation.
- [11] J. L. Feng, T. Moroi, L. Randall, M. Strassler and S. f. Su, Phys. Rev. Lett. **83** (1999) 1731.
- [12] The ATLAS Collaboration, “The ATLAS Experiment at the CERN Large Hadron Collider,” to be published in JINST.

- [13] T. Stelzer and W. F. Long, *Comput. Phys. Commun.* **81** (1994) 357.
- [14] F. Maltoni and T. Stelzer, *JHEP* **0302** (2003) 027.
- [15] J. Alwall *et al.*, *JHEP* **0709** (2007) 028.
- [16] T. Sjostrand, S. Mrenna and P. Skands, *JHEP* **0605** (2006) 026.
- [17] For an information on Pretty Good Simulation of high energy collisions (PGS4), see <http://www.physics.ucdavis.edu/~conway/research/software/pgs/pgs4-general.htm>.
- [18] ATLAS Collaboration, “ATLAS Detector and Physics Performance, Technical Design Report,” CERN/LHCC 99-14 and CERN/LHCC 99-15 (1999).
- [19] H. Bachacou, I. Hinchliffe and F. E. Paige, *Phys. Rev. D* **62** (2000) 015009.