

Improved model for the topological soliton-potential interaction in φ^4 Model

Ensieh Hakimi
en_ha92@stumail.um.ac.ir
Kurosh Javidan

javidan@um.ac.ir

Department of physics, Ferdowsi university of Mashhad, 91775-1436 Mashhad Iran

Abstract

An improved model for the soliton-potential interaction is presented. This model is constructed with a better approximation for adding the potential to the lagrangian through a space-time metric. The results of the model are compared with other models and the differences are discussed.

Keywords: Solitons, phi-4 model, Nonlinear field theory, Metric of space-time

PACS numbers: 11.10.Lm, 03.75.Lm, 94.05.Fg

1. INTRODUCTION

Scattering of solitons from potentials have been studied in many papers by different methods. It is shown that the soliton acts as a point-like particle in most of the cases. But there are some surprising features which needs more attentions. Interaction of a topological soliton with a potential barrier is very well behaved; while they show quantum like behaviours during the interaction with a potential well. Several models have been presented for explaining these behaviours. Models are different in the method of adding the potential to the soliton equation of motion. The potential can be added to the equation of motion as a perturbative term [1, 2]. These effects also can be taken into account by making some parameters of the equation of motion to be a function of space or time [3, 4]. Also one can add such effects to the Lagrangian of the system by introducing a suitable nontrivial metric for the back ground space-time, without missing the topological boundary conditions [5, 6]. This method has been used for studying the sine-Gordon model in [7].

Scattering of φ^4 solitons on Barriers and Holes has been investigated with two different models in [4]. In one of the models, the potential has been considered by deforming one of the parameters of the soliton equation of motion. In another model the same potential has been added through the metric of space-time. Some differences between the results of two models have been reported in this paper. There are some important questions: What is the reason for the differences between the results of the two models? Which model makes a better explanation for the nature of the system? Is it possible to find a better approximation for one of the models in order to have agreement between the two models?

Motivated by this question we studied the similarities and the differences between the models. A brief description of the models and their results is presented in section 2. A better approximation for one of the models is presented in section 3. New model is used for investigating the soliton-potential interaction in φ^4 model and the results are compared with the results of the other model in this section too. Some conclusions and remarks will be presented in section 4.

2. Two models for “ φ^4 Solitons-potential” system

Model 1: Consider a scalar field with the lagrangian

$$\mathcal{L} = \frac{1}{2} \partial_\mu \varphi \partial^\mu \varphi - U(\varphi) \quad (1)$$

and following potential

$$U(\varphi) = \lambda(x)(\varphi^2 - 1)^2 \quad (2)$$

The equation of motion for the field becomes

$$\partial_\mu \partial^\mu \varphi + 4\lambda(x)\varphi(\varphi^2 - 1) = 0 \quad (3)$$

The effects of the potential are added to the equation of motion by using a suitable definition for $\lambda(x)$, like $\lambda(x) = 1 + v(x)$. For the constant value of parameter ($\lambda(x) = 1$) equation (2) has a solitary solution as following [4]

$$\varphi(x, t) = \pm \tanh\left(\frac{\sqrt{2}(x - x_0 - vt)}{\sqrt{1 - v^2}}\right) \quad (4)$$

This equation is used as initial condition for solving (2) with a space dependent $\lambda(x)$ when the potential $v(x)$ is small.

Model 2: The potential also can be added to the Lagrangian of the system, through the metric of background space-time. So the metric includes characteristics of the medium. The general form of the action in an arbitrary metric is:

$$I = \int \mathcal{L}(\varphi, \partial^\mu \varphi) \sqrt{-g} d^n x dt \quad (5)$$

where "g" is the determinant of the metric $g^{\mu\nu}(x)$. A suitable metric in the presence of a weak potential $V(x)$ is [5, 6 and 7]:

$$g(x) \cong \begin{pmatrix} 1 + v(x) & 0 \\ 0 & -1 \end{pmatrix} \quad (6)$$

The equation of motion for the field φ which is described by Lagrangian (1) in the action (5) is [4, 7]:

$$\frac{1}{\sqrt{-g}} \left(\sqrt{-g} \partial_\mu \partial^\mu \varphi + \partial_\mu \varphi \partial^\mu (\sqrt{-g}) \right) + \frac{\partial U(\varphi)}{\partial \varphi} = 0 \quad (7)$$

This equation of motion in the background space-time (6) becomes [6]:

$$(1 + v(x)) \frac{\partial^2 \varphi}{\partial t^2} - \frac{\partial^2 \varphi}{\partial x^2} - \frac{1}{2 + |1 + v(x)|} \frac{\partial v(x)}{\partial x} \frac{\partial \varphi}{\partial x} + \frac{\partial U(\varphi)}{\partial \varphi} = 0 \quad (8)$$

The field energy density is:

$$\mathcal{H} = g^{00}(x) \left(\frac{1}{2} g^{00}(x) \dot{\varphi}^2 + \frac{1}{2} \varphi'^2 + U(\varphi) \right) \quad (9)$$

Solution (4) can be used as initial condition for solving (8) when the potential $v(x)$ is small. If we define the parameter $\lambda(x) = 1 + v(x)$ in model 1 then it is possible to compare the results of the two models. The potential

$$v(x) = \begin{cases} \lambda_0 & |x| < p \\ 0 & \text{otherwise} \end{cases} \quad (10)$$

has been chosen in [4].

Scattering of a soliton with potential barrier is nearly elastic. The soliton radiates a small amount of energy during the interaction. The radiated energy during the interaction in model 2 is more than model 1 and become larger when the height of the barrier increases [4].

There exist two different kinds of trajectories for the soliton during the interaction by the barrier, depending on its initial velocity, which are separate by a critical velocity u_c . At low velocities, $u < u_c$, soliton reflects back and reaches its initial place. A soliton with an initial velocity $u > u_c$ has enough energy for climbing the barrier, and passing over the potential. Simulations show that the critical velocities in model 2 are greater than those of model 1. It is because the rest mass of the soliton calculated in model 1 is greater than the rest mass of the soliton in model 2. Simulations for the Scattering of a soliton on a potential well for the two models show the same behaviour with some differences. When the soliton is in the well, it has a lower rest mass in model 2 than in model 1. So for a fixed initial velocity, the soliton in model 2 has more kinetic energy and therefore it radiates more energy. Then what is the reason of small differences between the two models?

Note that model 2 is valid for slowly varying small potentials. It means that we have to use smooth and small potentials in metric (6) but a square-like potential is not smooth. Some simulations have been set up with a more smooth potential $v(x) = a \exp(-b(x - c)^2)$ with using two models. Simulations show that the differences between the soliton behaviour in two models with using this potential are decreased, but the differences have not vanished. Indeed the simulations with this potential are in agreement with the mentioned differences which we have seen for a square-like potential. It means that the two models are really different in these cases.

Is it possible to improve a model in order to get agreement with the other model?

3. Improved models for soliton-potential interaction

It is possible to improve model 2 by using a better approximation for the metric of back ground space-time. The better metric is

$$g(x) \cong \begin{pmatrix} 1 + v(x) & 0 \\ 0 & -\frac{1}{1 + v(x)} \end{pmatrix} \quad (11)$$

Using the metric (11) equation of motion of the field is derived from (7) as follows

$$(1 + v(x))\dot{\phi}^2 - \frac{1}{1+v(x)}\dot{\phi}^2 + \frac{\partial U(\phi)}{\partial \phi} = 0 \quad (12)$$

Energy density for the field becomes

$$\mathcal{H} = \frac{1}{2}(1 + v(x))^2\dot{\phi}^2 + \frac{1}{2}\dot{\phi}^2 + (1 + v(x))U(\phi) \quad (13)$$

The potential is still a slowly varying and small function. Several simulations using this model (which we call it 'model 3') have been performed. Several types of potentials have been used in simulations. A potential of the form $v(x) = a \text{Exp}(-b(x - c)^2)$ has been used in the results presented below.

Figure 1 shows the shape of the potential barrier $v(x) = 0.5 \text{Exp}(-4x^2)$ as seen by the soliton in three models. The shape of this potential has been found by placing a static soliton at different positions and calculating its total energy. The new model 3 creates a potential very similar to potential of model 1, while model 2 has a little different potential. This figure clearly predicts that dynamics of soliton-barrier system in model 1 and model 3 is the same.

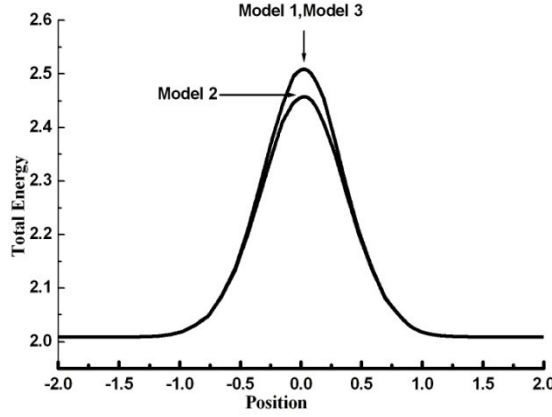


Figure 1: The potential barrier $v(x) = 0.5 \text{Exp}(-4x^2)$ as seen by the soliton in three models.

Trajectory of the soliton during interaction with the potential barrier has been presented in figures 2 for different models. Initial velocity of the soliton has been chosen $u=0.641$ in all the cases. The trajectory of the soliton in models 1 and 3 are very similar but model 2 shows a little different trajectory.

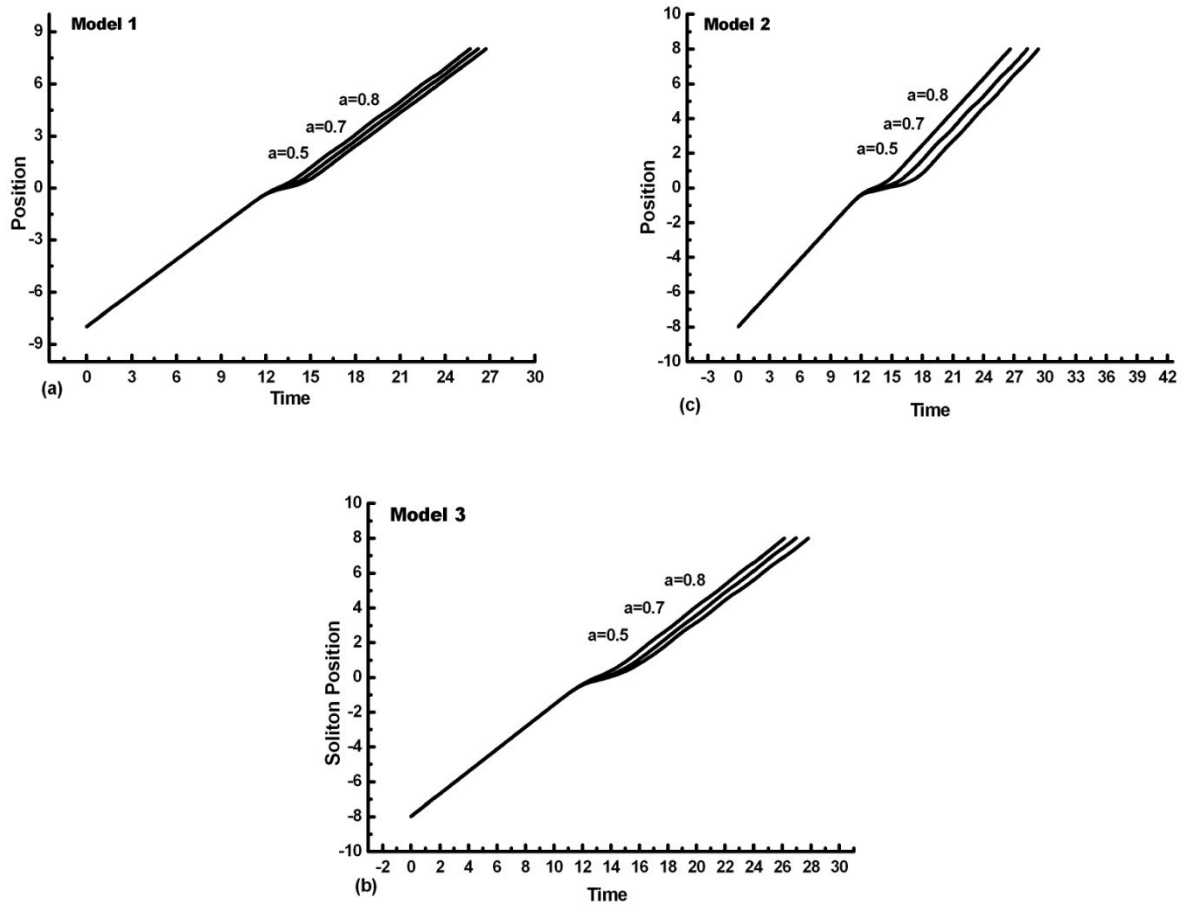


Figure 2: Trajectory of the soliton during the interaction with potential barriers $v(x) = a \text{Exp}(-4x^2)$ with different height. Initial velocity is $u=0.641$.

Critical velocity for the soliton to pass through the potential barrier has been demonstrated as a function of the height of the barrier in figure 3, for three models. There are little differences between the results of three models. The results of model 1 and model 3 are more similar.

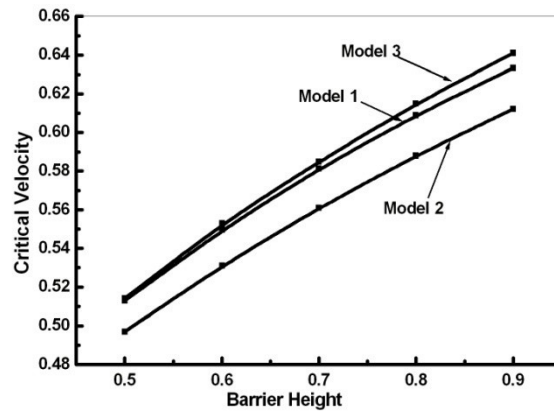


Figure 3: Critical velocity as a function of the height of the barrier $v(x) = a \text{Exp}(-4x^2)$ in three models.

Figure 4 shows the critical velocity as a function of the potential width for three models. Again this figure shows a very good agreement between models 1 and 3.

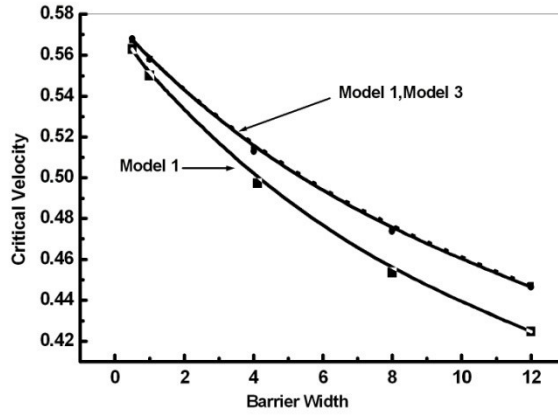


Figure 4: Critical velocity as a function of the barrier width. The potential is $v(x) = 0.5 \text{Exp}(-bx^2)$.

Simulations show that the static energy of the soliton at the peak of the barrier calculated with models 1 and 3 is very near to each other and the results of model 2 is a little different. Figure 5 shows static energy of the soliton located at the barrier peak as a function of the height of the barrier in three models..

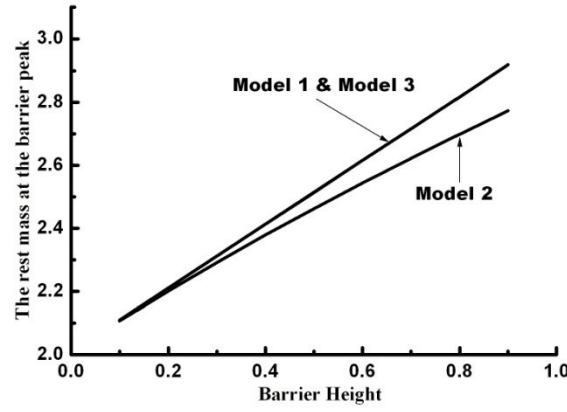


Figure 5: Static energy of a static soliton on top of the barrier $v(x) = a \text{Exp}(-4x^2)$ as a function of the height of the barrier

Figure 6 shows the outgoing velocity of the soliton as a function of its incoming velocity for three models. Our simulations show that three models show near behaviour while there are some differences between our results and what have been reported in [4]. General behaviour of the soliton in this model is similar to what we have seen in other two models.

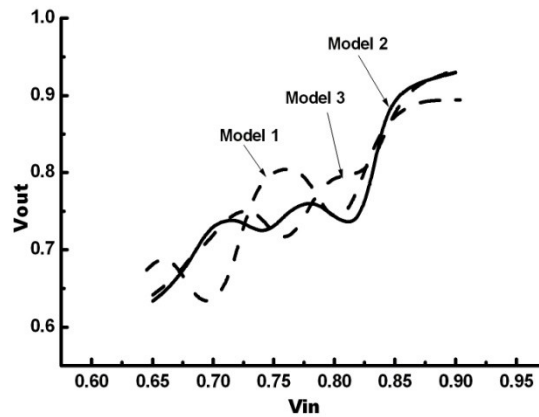


Figure 6: The outgoing velocity as a function of incoming velocity for three models in the interaction with potential $v(x) = 0.6 \text{Exp}(-4x^2)$.

Scattering of topological Soliton on potential well is more interesting. Unlike a classical point particle which always transmits through a potential well, a soliton may be trapped in a well if the potential well has enough depth.

Several simulations have been done for soliton-well system using three models. Like the potential barrier, the general behaviour of the system is almost the same for all three models. But there are some differences in details of the interactions. Figure 7 presents a comparison of the shape of the potential well as seen by the soliton in the three models. The potential is $v(x) = a \text{Exp}(-bx^2)$ with $a < 0$. Models 1 and 3 provide very similar potential well but the shape of the potential in model 2 is a little different.

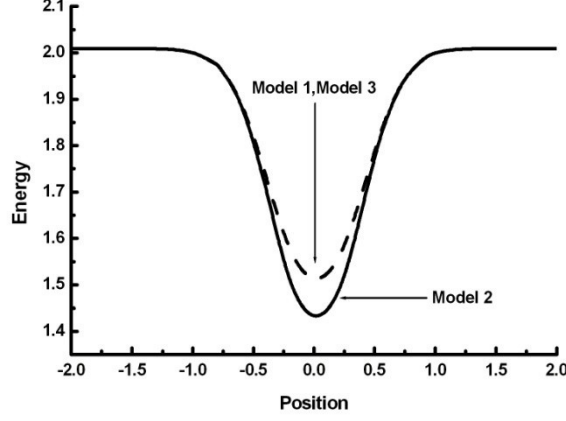


Figure 7: The shape of the potential well as seen by the soliton for the potential $a \text{Exp}(-bx^2)$.

The differences in the effective potential for the three models cause some differences in the characteristics of the system. For example, the rest mass of the soliton in the potential well is different when it is calculated using different models. Figure 8 demonstrates the rest mass of the soliton in three models as a function of the depth of the soliton. Models 1 and 3 predict very similar values which are a little greater than what model 2 predicts. As figure 7 shows, The effective potential for models 1 and 3 are smaller than the effective potential calculated with model 2 and therefore the rest mass for model 2 is less than the rest mass in models 1 and 3 [4].

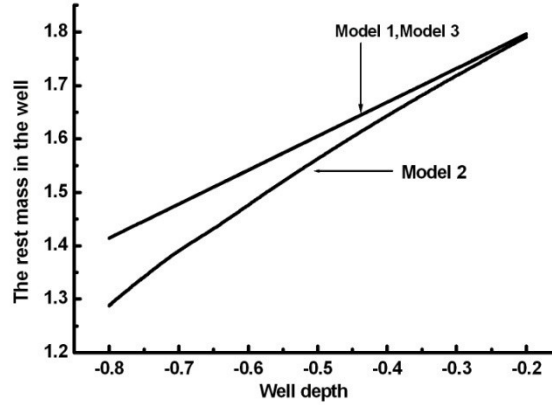


Figure 8: The rest mass of the soliton in the potential well calculated with three models.

Figure 9 presents the trajectory of a soliton with initial velocity $u=0.4$ during the interaction with potential $v(x) = -0.5 \text{Exp}(-4x^2)$. The final velocity of the soliton after the interaction with the potential well is very different for the three models. The depth of the potential in model 2 is greater than what is found in models 1 and 3. Also model 2 predicts a deeper potential than model 3. Therefore the final velocity of the soliton in model 2 is smaller than the other models. Also the soliton in model 1 moves slower than the soliton in model 3 after the interaction.

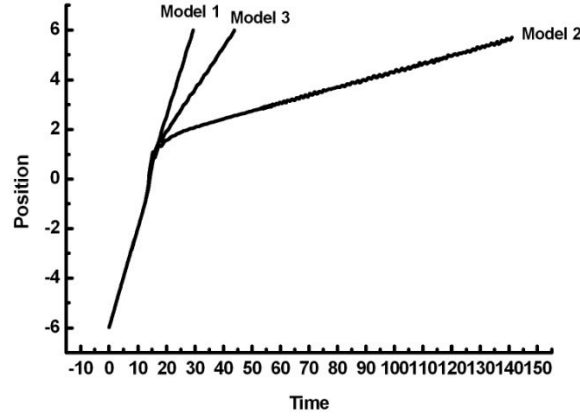


Figure 9: Trajectory of the soliton with initial velocity $u=0.4$ during the interaction with the potential well $v(x) = -0.5 \text{Exp}(-4x^2)$ in three models.

For the same reason the critical velocity in model 2 is greater than the critical velocity in model 1. Also model 1 predicts greater critical velocity than the model 3. Figure 10 shows the critical velocity for the potential $v(x) = a \text{Exp}(-4x^2)$ as a function of the potential depth in three models.

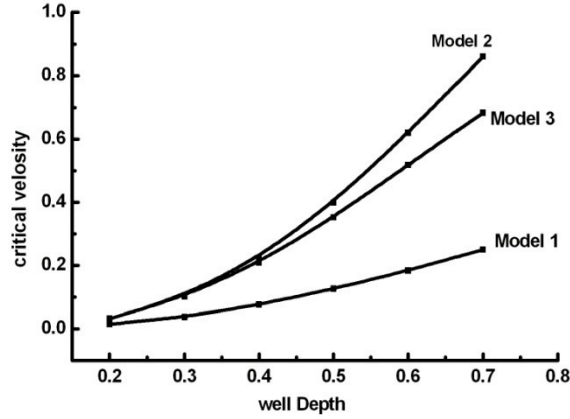


Figure 10: Critical velocity as a function of the depth of the potential well.

The critical velocities are different in three models however all three models use the same potential function. For example the critical velocity of a soliton to escape over the potential well $v(x) = -0.5 \text{Exp}(-4x^2)$ calculated using model 1 is $u_c = 0.35136$. For the model 2 the critical velocity is $u_c = 0.3985$ and it is $u_c = 0.1255$ for model 3.

The most interesting behaviour is seen in some very narrow windows of initial velocities. At some velocities smaller than u_c the soliton reflects back or transmits over the potential while one would expect that the soliton should trap in the potential well. These narrow windows were found by scanning the initial velocity with small steps. Figures 11 show this phenomenon in model 1 and model 3. Figure 11-a shows that a soliton with initial velocity in the window $0.03 \leq u_i \leq 0.03175$ reflects back during the interaction with potential $v(x) = -0.2 \text{Exp}(-4x^2)$ simulated using model 3. Figure 11-b presents the same phenomena as in model 1 for the potential $v(x) = -0.6 \text{Exp}(-4x^2)$. The soliton with initial velocity $u_i = 0.16$ reflects back during the interaction.

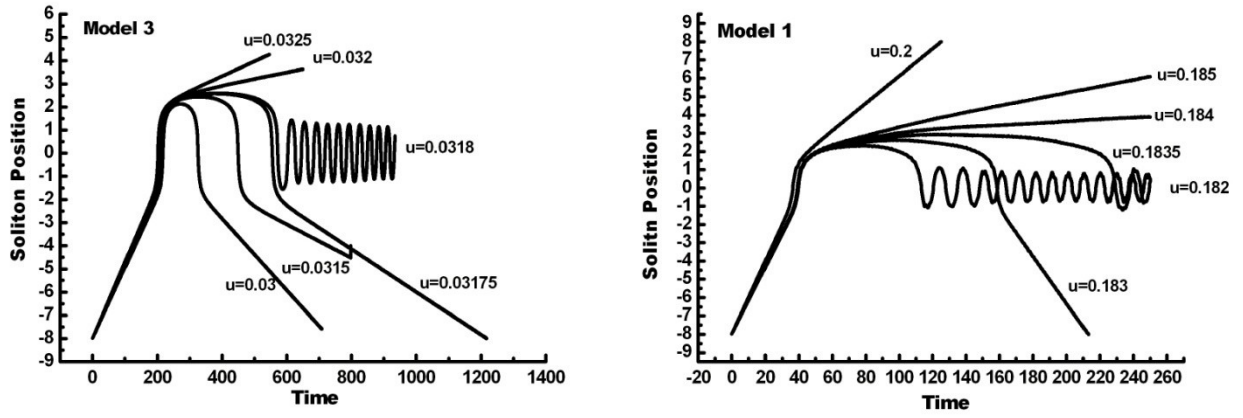


Figure 11: Soliton Reflects back from a potential well with some velocities lower than the critical velocity. Figure 11-a shows this phenomenon in model 1 when the potential is $v(x) = -0.2 \text{Exp}(-4x^2)$ and Figure 11-b presents the phenomena in model 3 with potential $v(x) = -0.6 \text{Exp}(-4x^2)$.

4. Conclusion and remarks

The presented new model is compared with other two models. The results of the interaction of a soliton with potentials using three models are in agreement with each others. Model 1 adds the potential to the equation of motion by a different method from those are used in models 2 and 3. Model 3 has better approximation than model 2. On the other hand model 3 predicts the characteristics of the system very near to predictions of model 1. Therefore it can be concluded that the results of the models are valid. The model 1 is easy to simulation while the model 3 is more analytic.

All three models agree that the interaction of a soliton with a potential barrier is nearly elastic. At low velocities it reflects back but with a high velocity climbs the barrier and transmits over the potential. Soliton radiates some amounts of energy during the interaction with the potential. There exists a critical velocity which separates these two kinds of trajectories. Interaction of a soliton with potential well is more inelastic. It is possible that a soliton interact with a potential well and reflect back from the potential. All three models predict this behaviour.

It is interesting to investigate interaction of solitons in other models with defects using model 3. These studies help us to find better knowledge about the general behaviour of solitons.

6. REFERENCES

- [1] Kivshar Y S, Fei Z and Vazquez L 1991 Phys. Rev. Lett **67** 1177
- [2] Fei Z, Kivshar Y S and Vazquez L 1992 Phys. Rev. **A46** 5214
- [3] Piette B.M.A.G and Zakrzewski W.J.2007 J. Phys. A: Math. Theor. **40** No 2, 329-346
- [4] Al-Alawi J. and Zakrzewski W.J. (2007) J. Phys. A 40, 11319-1131
- [5] Kalbermann G 2001 Chaos, Soliton and Fractals **12** 2381-2385
- [6] Javidan K and Sarbishaei M 2001 Indian J. Physics **B75** (5) 413-418
- [7] Javidan K.2006 J. Phys. A: Math. Gen. **39** 10565–10574