

Quantum state exchange between photon and atom for a distributed quantum network

Gong-Wei Lin^{1,2}, Xiu-Hua Huang², Zhi-Hua Chen², Xiu-Min Lin^{2,*}, Xu-Bo Zou^{1,†} and Guang-Can Guo¹

¹*Key Laboratory of Quantum Information, Department of Physics, University of Science and Technology of China, Hefei 230026, People's Republic of China and*

²*School of Physics and Optoelectronics Technology, Fujian Normal University, Fuzhou 350007, People's Republic of China*

A scheme is presented to realize quantum state exchange between photon and atom. In the scheme, after a single-photon pulse reflected by the cavity trapped a Λ -type atom, quantum states of the photon and atom are directly exchanged. With this quantum state exchange operation, we further show the implementation of quantum state transfer and exchange among distant nodes in a quantum network. The influence of some practical imperfections, such as atomic spontaneous emission γ_e , distortion of the output pulse shapes, are also discussed.

I. INTRODUCTION

In the broad context of quantum information science, quantum network has an important role, since it provides opportunities and challenges across a range of intellectual and technical frontiers, including quantum computation, communication and metrology [1]. The realization of quantum networks composed of many nodes and channels requires new scientific capabilities for generating and characterizing quantum coherence and entanglement. Cavity quantum electrodynamics (QED) provides an ideal toolbox for quantum networking [2], because of its demonstrated advantage when subjected to coherent manipulation photons and atoms [3, 4]. For the implementation of quantum networks [5, 6, 7, 8, 9, 10, 11], atomic internal states with long coherence time serve as “stationary” qubits, stored and locally manipulated at the nodes of the network. Photons with strong capacity to transport over long distances serve as “flying” qubits, transmission and exchange of quantum information between different nodes of quantum networks. Thus the ability to coherently transfer or exchange quantum information between photon and atom is a prerequisite to a distributed quantum network [1]. Throughout the past decade, many efforts have been devoted to realization of the faithful photon-atom quantum interface in cavity QED [3, 4, 9, 12]. In particular, Ref. [3] has successfully demonstrated the entangling a single atom with a single photon and then mapping the quantum state of the atom onto another single photon. In Ref. [4], Boozer et al. have reported an important advance related to the interface of light and matter by explicitly demonstrating the reversible mapping of a coherent optical field to and from the hyperfine ground states of a single, trapped Cesium atom. Theoretically, Liang et al. have proposed a scheme for quantum state exchange between photon and atom with three quantum phase gates and six Hadamard gates [13].

Recently, based on the cavity input-output process, Duan and Kimble proposed a novel scheme to realize quantum controlled phase flip (CPF) gate between photon and atom, using it to realize CPF gate between two single-photon pulses [14]. Following this idea, numerous theoretical schemes have been proposed for quantum CPF gate between two atoms or ions [15, 16, 17], robust generation of atomic cluster states [18], a multiqubit controlled-phase-flip gate [15, 16] and scalable preparation of multiple-particle entangled states [19], universal quantum computation [20], generation of entangled states [21], quantum state transfer, and teleportation [22] in decoherence-free subspace. Very recently, Lee proposed a new interesting scheme of generating entanglement between atoms with cavity-assisted photon scattering [23]. The scheme can be scalable to an arbitrary number of atoms, and can be used to generate a variety of multipartite entangled states such as the Greenberger-Horne-Zeilinger, W, and cluster states. The above schemes [14, 15, 16, 17, 18, 19, 20, 21, 22, 23], based on the cavity input-output process, have some special advantages: First, accurate control of the photon-atom interaction time isn't required. Second, the atoms are not needed to be localized in the Lamb-Dicke regime. Third, some practical imperfections, such as atomic spontaneous emission and output coupling inefficiency, only decrease the success probability but exert no influence on the fidelity.

In this paper, we construct a specific operation—quantum state exchange between photon and atom based on the ideas in Ref. [14] and [23]. As application, quantum state transfer and exchange among distant nodes in a quantum network are proposed. The organization of this paper is as follows: In Sec. II, we investigate the building block in more detail taking into account various aspects of practical imperfections. In Sec. III, realization of the quantum state exchange is proposed and as application, quantum state transfer and exchange among distant nodes are discussed. A summary is presented finally.

*Electronic address: xmlin@fjnu.edu.cn

†Electronic address: xzbz@ustc.edu.cn

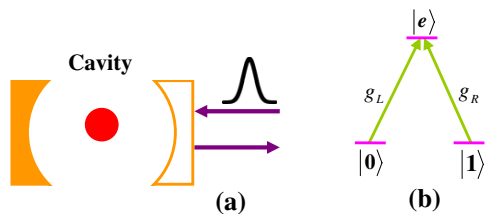


FIG. 1: (Color online) (a) Schematic setup to reflect a single-photon pulse from one-sided cavity with a trapped atom. (b) The relevant atomic level structure and transitions. The states $|0\rangle$ and $|1\rangle$ are two different ground-state hyperfine levels while $|e\rangle$ is an excited state. Atomic transition $|0\rangle \leftrightarrow |e\rangle$ ($|1\rangle \leftrightarrow |e\rangle$) is resonantly coupled to the cavity mode a_L (a_R) with coupling constant g_L (g_R).

II. THE BUILDING BLOCK AND NUMERICAL SIMULATIONS

The basic component concerned in our proposal is that a single-photon pulse is reflected from a one-sided optical cavity, as shown in Fig. 1(a). The relevant atomic levels are illustrated in Fig. 1(b), where the states $|0\rangle$ and $|1\rangle$ are two different ground-state hyperfine levels, while $|e\rangle$ is an excited state. The cavity supports two eigenmodes a_L and a_R with different polarizations [left (L) and right (R) circularly polarization, respectively]. These two modes are resonantly coupled to atomic transitions $|0\rangle \leftrightarrow |e\rangle$ and $|1\rangle \leftrightarrow |e\rangle$, respectively. The cavity mode a_L (a_R) is resonantly driven by the L (R) polarization component of the single-photon pulse inputted from the cavity mirror through [5, 14, 24]

$$\begin{aligned} \dot{a}_{L(R)}(t) = & -i [a_{L(R)}(t), H_I] - \frac{\kappa}{2} a_{L(R)}(t) \\ & - \sqrt{\kappa} a_{L(R)}^{in}(t), \end{aligned} \quad (1)$$

where the Hamiltonian $H_I = g_L a_L |e\rangle \langle 0| + g_R a_R |e\rangle \langle 1| + H.c.$ characterizes the interaction between the atom and the cavity modes, κ is the cavity decay rate for two cavity modes, $g_{L(R)}$ represents the coupling rate of the atom to the corresponding cavity field. The output field $a_{L(R)}^{out}(t)$ is connected with the input field $a_{L(R)}^{in}(t)$ by the standard input-output relation [5, 14, 24]

$$a_{L(R)}^{out}(t) = a_{L(R)}^{in}(t) + \sqrt{\kappa} a_{L(R)}(t). \quad (2)$$

Both the input and the output fields satisfy the standard commutation relations $[a_{\Xi}^{in}(t), a_{\Xi'}^{in\dagger}(t')] = [a_{\Xi}^{out}(t), a_{\Xi'}^{out\dagger}(t')] = \delta_{\Xi\Xi'} \delta(t-t')$ ($\Xi, \Xi' = L, R$). Suppose the atom is initially prepared in its ground state. When a photon is reflected from the cavity, its pulse polarization or shape would be changed due to the interaction with the atom-cavity system. If the atom is in the

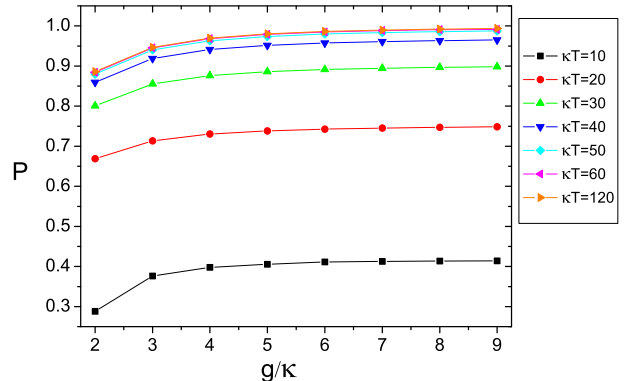


FIG. 2: (Color online) The successful probability P for the flip $|0\rangle|L\rangle \leftrightarrow |1\rangle|R\rangle$ as a function of g/κ for $\kappa T = \{10, 20, 30, 40, 50, 60, 120\}$, on the assumption that $\gamma_e = \kappa$ and $g_L = g_R = g$.

state $|0\rangle$ ($|1\rangle$) and a left (right) circularly polarized photon $|L\rangle$ ($|R\rangle$) is incident, Ref. [23] has shown that the state transformation $|0\rangle|L\rangle \leftrightarrow |1\rangle|R\rangle$ is accomplished with success probability closed to 100%, on the assumption that $g_L = g_R$, atomic spontaneous emission can be ignored and in the adiabatic limit $\kappa T \geq 10$ (where T is the single photonic pulse duration). Otherwise, i.e., the input photon basically see an empty cavity as the atom is decoupled from the cavity fields. If the photon pulse is sufficiently long, reflection of the pulse from a resonant cavity will leave the pulse shape almost unchanged but acquires a phase π [14].

Before introducing the complete scheme, we investigate this building block in more detail than in Ref. [23] taking into account various aspects of practical imperfections such as atomic spontaneous emission γ_e , weak atom-cavity coupling, the shape distortion between the output and the input pulses. Assuming that the input single-photon pulse is Gaussian pulse $f(t) \propto \exp[-(t - \frac{T}{2})^2 / (\frac{T}{5})^2]$ where T is the pulse duration, we present exact numerical simulations using the method in Ref [14, 30]. First, we consider the case in which a polarized photon $|L\rangle$ ($|R\rangle$) reflects from the cavity while the atom is prepared in state $|0\rangle$ ($|1\rangle$). Let P be the the successful probability for the flip $|0\rangle|L\rangle \leftrightarrow |1\rangle|R\rangle$. In Fig. 2, we plot P versus the normalized cavity coupling rate g/κ , assuming $\gamma_e = \kappa$, with different the pulse width: $\kappa T = \{10, 20, 30, 40, 50, 60, 120\}$. Fig. 3 shows that when $\kappa T \geq 60$ the output pulse shapes $|f(t)|$ closely match the input pulse shape shown in the same figure. Fig. 4 illustrates P in the cases that g_L is a little different from g_R . Second, we consider another case in which a polarized photon $|R\rangle$ ($|L\rangle$) reflects from the cavity while the atom is prepared in the state $|0\rangle$ ($|1\rangle$). In this case, the atom is decoupled from the cavity fields, thus the

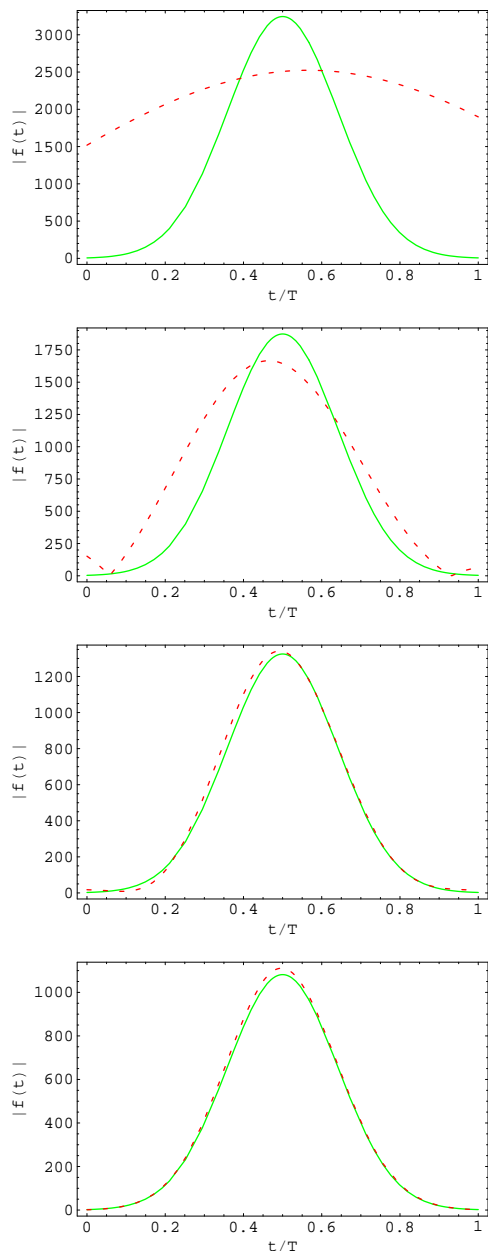


FIG. 3: (Color online) The shape functions $|f(t)|$ for the input pulse (solid curve) and the output pulse (dashed curve) for the case $\kappa T =$ (a) 10, (b) 30, (c) 60, and (d) 90. Other common parameters: $\gamma_e = \kappa$, $g_L = g_R = g$, and $g = 3\kappa$.

influence of the atomic spontaneous emission can be ignored and the dominant noise is the distortion between the output and the input pulses. In Fig. 5, we plot the output and the input pulses with different the pulse width: $\kappa T = \{30, 60, 90, 120\}$.

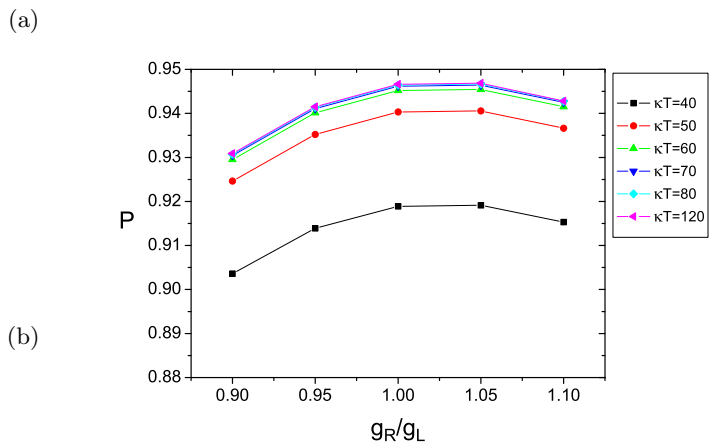


FIG. 4: (Color online) The successful probability P for the flip $|0\rangle|L\rangle \rightarrow |1\rangle|R\rangle$ as a function of g_R/g_L with different the pulse width: $\kappa T = \{40, 50, 60, 70, 80, 120\}$. It is assumed that $g_L = 3\kappa$ and $\gamma_e = \kappa$.

III. QUANTUM STATE EXCHANGE BETWEEN PHOTON AND ATOM

As shown in Fig. 1, suppose that the photon and atom are represented by arbitrary coherent superposition of two polarized states and two atomic ground states, $(\alpha|L\rangle + \beta|R\rangle) \otimes (\zeta|0\rangle + \eta|1\rangle)$, where α , β , ζ , and η are the superposition coefficients with relations $|\alpha|^2 + |\beta|^2 = 1$ and $|\zeta|^2 + |\eta|^2 = 1$. After the photon pulse is reflected by the cavity, the state of photon-atom system in the ideal case will evolve into

$$(\eta|L\rangle - \zeta|R\rangle) \otimes (-\beta|0\rangle + \alpha|1\rangle), \quad (3)$$

which represents quantum state exchange operation between photon and atom, apart from phase factors that can be eliminated by the appropriate subsequent logic operations [25, 26]. As the paper in Ref. [18, 20], we assume that the quantum state exchange operation outside the Lamb-Dicke condition, the time dependence of the atom-cavity coupling rate is modeled as $g = g_0 \cos[\frac{\pi}{3} \sin(\frac{2\pi t}{T_s} + \phi)]$, where T_s denotes the period of the atomic motion and ϕ is an arbitrary phase. Here, coupling rate g is allowed to vary between g_0 and $g_0/2$. Suppose that the initial state of the atom-cavity system is prepared in $|\Psi(0)\rangle = (|L\rangle + |R\rangle) \otimes (|0\rangle + |1\rangle)/2$, Fig. 6 shows that the quantum state exchange operation has a high fidelity, and its variation is about 0.01 for g varying from g_0 to $g_0/2$ in accordance with the typical cavity QED experiments [27, 28, 29].

Next we will show briefly the implementation of quantum state transfer and exchange among distant nodes in a quantum network with quantum state exchange operation. Suppose that there are two atoms trapped in the

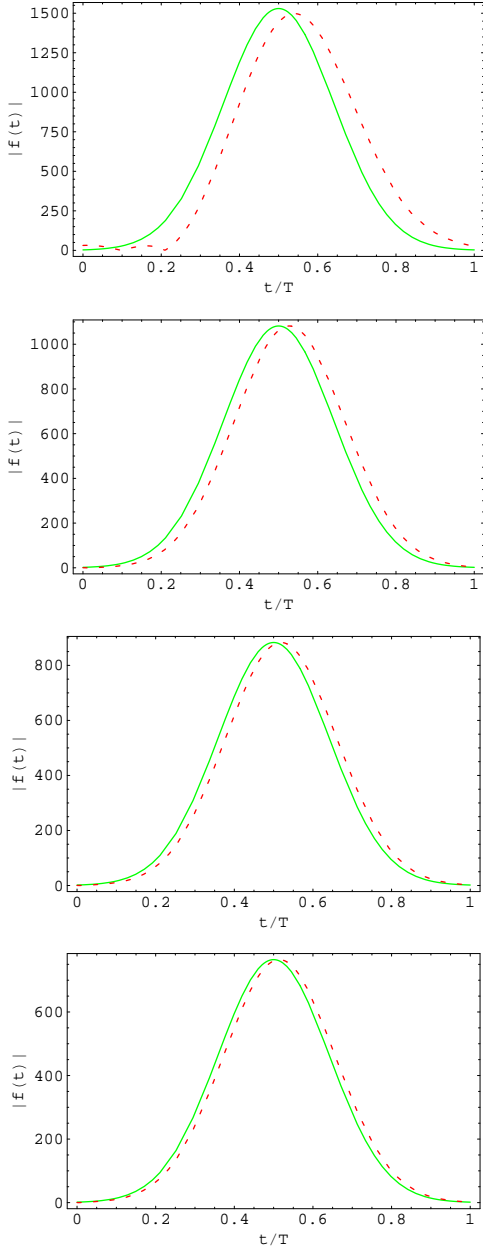
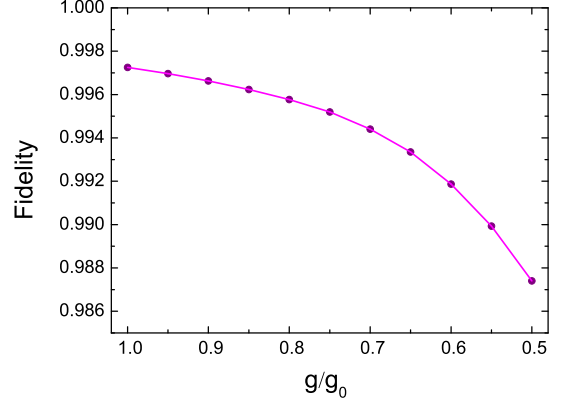


FIG. 5: (Color online) The shape functions $|f(t)|$ for the input pulse (solid curve) and the output pulse (dashed curve) for the case $\kappa T =$ (a) 30, (b) 60, (c) 90, and (d) 120.

different cavities A and B. The initial state of the photon-atom system is prepared in $|\Phi(0)\rangle = |L\rangle \otimes (\zeta|0\rangle_A + \eta|1\rangle_A) \otimes |0\rangle_B$, where $|\theta\rangle_\chi$ ($\theta = 0, 1$, $\chi = A, B$) denotes quantum state of the atom trapped in cavity χ . If the photon pulse is sequentially reflected by the cavities A and B, the state evolution of photon-atom system can be described by

(a)



(b)

(c)

FIG. 6: (Color online) The fidelity of the quantum state exchange operation with g/g_0 . Here we have assumed a Gaussian shape for the input pulse with $f(t) \propto \exp[-(t - \frac{T}{2})^2 / (\frac{T}{5})^2]$, and chosen the parameters $T = 5\mu s$, $(g_0, \kappa, \gamma_e)/2\pi = (32, 4.2, 2.6)$ MHz.

$$\begin{aligned}
 |\Phi(0)\rangle &\xrightarrow{\text{reflected by the cavities A}} (\eta|L\rangle - \zeta|R\rangle) \otimes |1\rangle_A \otimes |0\rangle_B, \\
 &\xrightarrow{\text{reflected by the cavities B}} |R\rangle \otimes |1\rangle_A \otimes (\zeta|0\rangle_B + \eta|1\rangle_B), \quad (4)
 \end{aligned}$$

(d)

where the unknown quantum state of the atom in cavity A is transferred to the atom in cavity B. If the initial state of the photon-atom system is prepared in $|\Phi'(0)\rangle = |L\rangle \otimes (\zeta|0\rangle_A + \eta|1\rangle_A) \otimes (\gamma|0\rangle_B + \delta|1\rangle_B)$, with $|\gamma|^2 + |\delta|^2 = 1$, the photon pulse is sequentially reflected by the cavities A and B, then reflected by the cavity A again. The state evolution of photon-atom system can be represented by

$$\begin{aligned}
 |\Phi'(0)\rangle &\xrightarrow{\text{reflected by the cavity A}} (\eta|L\rangle - \zeta|R\rangle) \otimes |1\rangle_A \\
 &\otimes (\gamma|0\rangle_B + \delta|1\rangle_B), \\
 &\xrightarrow{\text{reflected by the cavity B}} (\delta|L\rangle - \gamma|R\rangle) \otimes |1\rangle_A \\
 &\otimes (\zeta|0\rangle_B + \eta|1\rangle_B), \\
 &\xrightarrow{\text{reflected by the cavity A again}} |L\rangle \otimes (\gamma|0\rangle_A + \delta|1\rangle_A) \\
 &\otimes (\zeta|0\rangle_B + \eta|1\rangle_B), \quad (5)
 \end{aligned}$$

where the quantum states of the atoms trapped in cavities A and B are exchanged.

IV. DISCUSSION AND CONCLUSION

Next we give some discussion of our scheme. First, the photon may be lost in the process of implementation of quantum state transfer and exchange among distant

nodes in a quantum network. However, in a realistic setting our scheme can be performed in a more robust fashion by detecting the output pulse with a single-photon detector [15, 16, 18]. By this means, operation errors due to all sources of photon loss, including atomic spontaneous emission, cavity mirror absorption and scattering, and photon collection, are always signaled by the absence of a photon count. As a result, the photon loss only decreases the success probability but has no contribution to the gate infidelity if the operation succeeds (i.e., if a photon count is registered). Second, in an optical cavity, the coupling strength $g_{L(R)}$ depends on the position \mathbf{r} of atom. The coupling strength $g_{L(R)}$ can be expressed by $g_{0L(0R)}\chi_{L(R)}(\vec{r})$ [30], where $g_{0L(0R)}$ is the peak coupling rate for cavity mode $a_{L(R)}$ and $\chi_{L(R)}(\vec{r})$ is the mode function of the cavity described by $\chi_{L(R)}(\vec{r}) = \sin(k_{L(R)}z) \exp[-(x^2 + y^2)] / \omega_{0,L(R)}^2$. Here $\omega_{0,L(R)}$ and $k_{L(R)} = 2\pi/\lambda_{L(R)}$ are, respectively, the waist and the wave vector of the Gaussian cavity mode $a_{L(R)}$, and $r(x, y, z)$ describes the atomic location; z is assumed to be along the axis of the cavity. The successful probability P for the flip $|0\rangle|L\rangle \leftrightarrow |1\rangle|R\rangle$ depends on the ratio R_0 between the parameters g_R and g_L , so it may become independent of the random atom position \mathbf{r} [30] and the atomic position isn't required to be accurately controlled, which is important for current experimental technique. Third, our schemes require a perfect single

photon source. There have been significant experimental advances in the realization of the single-photon source using a variety of physical systems including parametric down conversion [31], single quantum dots [32, 33], and high-Q cavities [34, 35, 36].

In summary, we have proposed a scheme for the realization of a specific operation—quantum state exchange between photon and atom, which can be used as the basic tool for a distributed quantum network. In the scheme, after a single-photon pulse reflected by the cavity trapping a Λ -type atom, quantum states of photon and atom are directly exchanged. Subsequently we show that one can realize quantum state transfer and exchange among distant nodes with this quantum state exchange operation. We also discuss the influence of some practical imperfections, such as atomic spontaneous emission γ_e , weak atom-cavity coupling, and distortion of the output pulse shapes.

Acknowledgments: This work was funded by National Natural Science Foundation of China (Grant No. 10574022), the Natural Science Foundation of Fujian Province of China (Grant No. 2007J0002), the Foundation for Universities in Fujian Province (Grant No. 2007F5041), and “Hundreds of Talents” program of the Chinese Academy of Sciences.

References

-
- [1] H. J. Kimble, Nature 453, 1023 (2008).
 - [2] E. Knill, R. Laflamme, G. J. Milburn, Nature 409, 46 (2001).
 - [3] Tatjana Wilk, Simon C. Webster, Axel Kuhn, Gerhard Rempe, Science 317, 488 (2007).
 - [4] A. D. Boozer, A. Boca, R. Miller, T. E. Northup, and H. J. Kimble, Phys. Rev. Lett. 98, 193601 (2007).
 - [5] J. I. Cirac, P. Zoller, H. J. Kimble, and H. Mabuchi, Phys. Rev. Lett. 78, 3221 (1997).
 - [6] S. J. van Enk, J. I. Cirac, and P. Zoller, Phys. Rev. Lett. 78, 4293 (1997).
 - [7] T. Pellizzari, Phys. Rev. Lett. 79, 5242 (1997).
 - [8] L. M. Duan, M. D. Lukin, J. I. Cirac, P. Zoller, Nature 414, 413 (2001).
 - [9] D. N. Matsukevich, A. Kuzmich, Science 306, 663 (2004); S. J. van Enk, H. J. Kimble, Science 309, 1187b (2005); D. N. Matsukevich et al. Science 309, 1187c (2005).
 - [10] A. Serafini, S. Mancini, and S. Bose, Phys. Rev. Lett. 96, 010503 (2006).
 - [11] Z. Q. Yin and F. I. Li, Phys. Rev. A 75, 012324 (2007).
 - [12] S. B. Zheng, Phys. Rev. A 77, 044303 (2008).
 - [13] L. M. Liang and C. Z. Li, Phys. Rev. A 72, 024303 (2005).
 - [14] L. M. Duan and H. J. Kimble, Phys. Rev. Lett. 92, 127902 (2004).
 - [15] L. M. Duan, B. Wang, and H. J. Kimble, Phys. Rev. A 72, 032333 (2005).
 - [16] X. M. Lin, Z. W. Zhou, M. Y. Ye, Y. F. Xiao, and G. C. Guo, Phys. Rev. A 73, 012323 (2006).
 - [17] Y. F. Xiao, X. M. Lin, J. Gao, Y. Yang, Z. F. Han, and G. C. Guo, Phys. Rev. A 70, 042314 (2004).
 - [18] J. Cho and H. W. Lee, Phys. Rev. Lett. 95, 160501 (2005).
 - [19] X. M. Lin, P. Xue, M. Y. Chen, Z. H. Chen, and X. H. Li, Phys. Rev. A 74, 052339 (2006).
 - [20] P. Xue and Y. F. Xiao, Phys. Rev. Lett. 97, 140501 (2006).
 - [21] Z. J. Deng, M. Feng, and K. L. Gao, Phys. Rev. A 75, 024302 (2007).
 - [22] H. Wei, Z. J. Deng, X. L. Zhang, and M. Feng, Phys. Rev. A 76, 054304 (2007).
 - [23] J. Lee, J. Park, S. M. Lee, H. W. Lee, and A. H. Khosa, Phys. Rev. A 77, 032327 (2008).
 - [24] C. W. Gardiner, Quantum Noise (Springer-Verlag, Berlin, 1991).
 - [25] A. Barenco, D. Deutsch, A. Ekert, and R. Jozsa, Phys. Rev. Lett. 74, 4083 (1995).
 - [26] G. W. Lin, X. B. Zou, M. Y. Ye, X. M. Lin, and G. C. Guo, Phys. Rev. A 77, 064301 (2008).
 - [27] A. D. Boozer, A. Boca, R. Miller, T. E. Northup, and H. J. Kimble, Phys. Rev. Lett. 97, 083602 (2006).
 - [28] J. McKeever, J. R. Buck, A. D. Boozer, and H. J. Kimble, Phys. Rev. Lett. 92, 143601 (2004).
 - [29] A. Boca, R. Miller, K.M. Birnbaum, A. D. Boozer, J. McKeever, and H. J. Kimble, Phys. Rev. Lett. 93, 233603 (2004).
 - [30] L. M. Duan, A. Kuzmich, and H. J. Kimble, Phys. Rev. A 67, 032305 (2003).
 - [31] A. L. Migdall, D. Branning, and S. Castelletto, Phys.

- Rev. A 66, 053805 (2002).
- [32] C. Kurtsiefer, S. Mayer, P. Zarda and H. Weinfurter, Phys. Rev. Lett. 85, 290 (2000).
- [33] C. Santori, D. Fattal, J. Vuckovic, G. S. Solomon and Y. Yamamoto, Nature (London) 407 491 (2002).
- [34] J. McKeever, A. Boca, A. D. Boozer, R. Miller, J. R. Buck, A. Kuzmich and H. J. Kimble, Science 303, 1992 (2004).
- [35] M. Keller, B. Lange, K. Hayasaka, W. Lange and H. Walther, Nature (London) 431, 1075 (2004).
- [36] B. Darquié, M. P. A. Jones, J. Dingjan, J. Beugnon, S. Bergamini, Y. Sortais, G. Messin, A. Browaeys, and P. Grangier, Science 309, 454 (2005).