

Stellar populations and galaxy evolution in the NGC 80 group

O.K. Sil'chenko¹ and V.L. Afanasiev²

Sternberg Astronomical Institute of the Moscow State University, Moscow, Russia¹
Special Astrophysical Observatory of the Russian Academy of Sciences, Nizhnji Arkhyz, Russia²

We have studied the central parts of seven early-type galaxies – the members of the X-ray-bright galaxy group NGC 80 – by means of integral-field spectroscopy at the Russian 6m telescope. We searched for signatures of synchronous evolution of the group galaxies. The following results have been obtained. Five galaxies have revealed old stellar populations in the bulges, with the SSP-equivalent ages from 10 to 15 Gyr. A moderate-luminous S0 galaxy IC 1548 demonstrates consequences of recent star formation burst: the SSP-equivalent age of the bulge is 3 Gyr, that of the nucleus – 1.5 Gyr. It is also in this galaxy that we have found a circumnuclear polar gaseous disk which changes smoothly to counterrotating one at radii larger than 3'' (1 kpc). Probably, IC 1548 had suffered an interaction with external gas accretion which might also provoke the central star formation burst. In the giant E0 galaxy NGC 83 which is projected close to the group center but has a line-of-sight velocity redshifted by 600 km/s with respect to the group v_r , we have observed a compact massive stellar-gaseous disk with the radius of some 2 kpc demonstrating current star formation. Consequently, NGC 83, just as IC 1548, has the young stellar population in the center. We speculate that a small subgroup leaded by NGC 83 is in process of infalling into the old massive group around NGC 80.

1. INTRODUCTION

Evolution of galaxies is directed both by external and internal factors. Internal factors include mainly dynamical instabilities and depend on mass and angular momentum of a galaxy. External factors are determined by the galaxy environments – other galaxies, intergalactic medium – and can be either gravitational or hydrodynamical mechanisms. Galactic groups are the best place to study the external factors of galaxy evolution. Many of them have X-ray halo of hot gas; this high-pressure intergalactic medium can strip the own gas reservoirs of spiral galaxies and transform them into lenticulars. Gravitational interactions are provided by the tight neighborhood. Galaxy velocity dispersions inside the groups are not so large, of order of the intrinsic stellar velocity dispersions of early-type galaxies, and cannot prevent development of tidal effects. Numerical simulations proved that tidal interactions affect not only external parts of galaxies but also stimulate bar formation in the centers which in turn re-distribute matter along the radius. Secular evolution can even change the morphological type of a galaxy by causing a growth of a bulge by resulting in gas inflow and subsequent star formation in the center; a whole class of bulges, named ‘pseudobulges’, may be formed rather recently by such a mechanism (Kormendy and Kennicutt 2004).

If several galaxies are settled within similar environments in a center of a group and mutually interact gravitationally, it seems probable that the re-shaping of their structures and formation of new central stellar components should be synchronous. Observationally, it means that the stellar ages would be the same, and the spatial star distributions would be similar. If observations reveal synchronous evolution of the central parts of the group galaxies, it would be an argument in favour of dominance of external mechanisms; if no – we should put attention to variance of internal conditions in the galaxies under consideration. We have already studied 5 nearby groups with the Multi-Pupil Fiber Spectrograph (MPFS) of the Russian 6m telescope; in each group we have observed central parts of 2–3 centrally located galaxies. In Leo I (Sil’chenko et al. 2003a) and in the groups around NGC 5576 (Sil’chenko et al. 2002) and NGC 3169 (Sil’chenko and Afanasiev 2006) we have found similar properties of the stellar populations in the circumnuclear stellar disks: they all have been formed rather recently, 1–3 Gyr ago; and in 3 dominant galaxies of Leo I they are almost co-spatial. In the Leo Triplet, on the contrary, the stellar ages and kinematics in the centers of NGC 3623 and NGC 3627 were quite different (Afanasiev and Sil’chenko 2005),

and we concluded that the galaxies of the Triplet had met recently, not earlier than 1 Gyr ago. The only group with the X-ray halo among those studied by us is Leo II (Afanasiev and Sil’chenko 2007); its two central galaxies, NGC 3607 and NGC 3608, have both old kinematically decoupled stellar structures, but their mean stellar ages are different, 10 and 6 Gyr respectively. In this paper we present results of our study of stellar populations in galaxies of another massive group with X-ray hot gas – the group of NGC 80.

A group of galaxies around the giant lenticular galaxy NGC 80 is a rich and massive one. Ramella et al. (2002) in their catalog of galactic groups mentioned 13 members within 2 magnitudes from the brightest one, Dell’Antonio et al. (1994) estimated the number of galaxies in the group as 21, and Mahdavi et al. (2004), with more data, – even as 45. The X-ray luminosity of the group, according to Mahdavi et al. (2000), is $\log L_x = 42.56 \pm 0.09$ (L_x is expressed in erg/s); it is rather high for a group. The center of the X-ray brightness distribution coincides practically with NGC 80, the most luminous galaxy in the group. According to Mahdavi et al. (2004), the velocity dispersion of the galaxies in the NGC 80 group is 336 km/s and the systemic velocity is 5771 ± 48 km/s; Dell’Antonio et al. (1994) rejected some non-member galaxies and after that obtained 246 km/s and 5663 ± 51 km/s, respectively. The central galaxy of the group, the S0 NGC 80, has its own line-of-sight velocity of 5698 km/s which is close to the systemic velocity of the group; it is consistent with NGC 80 being a dynamical center of the group. Interestingly, another giant galaxy, a E0 NGC 83, having the same luminosity as NGC 80 and being located very nearby the group center, has a line-of-sight velocity exceeding the systemic group velocity by more than 500 km/s. One more luminous galaxy in the group is a spiral galaxy NGC 93. Bothun and Schommer (1983) observed NGC 93 at the 21 cm, in the neutral-hydrogen emission line, and they found that the galaxy is very massive, with the rotation velocity of 317 km/s, and ‘anemic’, that means very red and with the low M_{HI}/L_B ratio – just as massive spiral galaxies of the Virgo cluster. Spiral galaxies in clusters are thought to be ‘anemic’ because of effect of the surrounding hot intergalactic medium – the most probable cause is the stripping of neutral hydrogen from the outer disks of galaxies by ram pressure. Since the group of NGC 80 is rich by hot gas, NGC 93 may be also stripped in such a manner.

We have made integral-field spectroscopic observations of the central parts of the most luminous galaxies in the group, NGC 80, NGC 83, and NGC 93, as well as of E-galaxy NGC 79 and S0-galaxies NGC 86, IC 1541, and IC 1548; the stellar population properties and stellar and gaseous (if the gas is present) kinematics have been studied.

1: Global parameters of the galaxies studied

NGC(IC)	80	83	79	93	86	(1541)	(1548)
Morph. type (LEDA ¹)	SA0–	E	E	S? Sab	Sa	S0	S0
$D_{25},'$ (LEDA)	1.82	1.29	0.81	1.35	0.76	0.76	0.69
B_T^0 (LEDA)	12.98	13.22	14.66	13.66	14.35	15.15	15.20
M_B (LEDA)	–21.6	–21.6	–19.8	–20.8	–20.2	–19.5	–19.4
$(B - V)_e$ (LEDA)	1.07	1.12	–	1.16	–	–	–
$(U - B)_e$ (LEDA)	0.66	0.60	–	0.61	–	–	–
V_r , km/s (NED ²)	5698	6227	5485	5380	5591	5926	5746
Distance, Mpc	77 (Mahdavi & Geller 2004)						
PA_{phot} (LEDA)	4.5°	112°	163°	49°	8°	36°	78°
σ_* , km/s (LEDA)	260	262	201	–	–	–	154

¹NASA/IPAC Extragalactic Database

²Lyon-Meudon Extragalactic Database

The galaxies studied are distributed from the very center (NGC 80 and NGC 83) to the most peripheric parts, at 0.5 Mpc from the group center (IC 1548 and IC 1541). Their global parameters taken from the NED and HYPERLEDA are given in the Table 1.

2. OBSERVATIONS AND DATA REDUCTION

The central parts of all galaxies under consideration, $16'' \times 16''$, have been observed with the MPFS at the prime focus of the Russian 6m telescope (for the spectrograph description, see Afanasiev et al. 2001). Two spectral ranges have been explored, the green one 4150–5650 Å and the red one 5850–7350 Å, with the reciprocal dispersion of 0.75 Å and the spectral resolution of about 3 Å. The detector was CCD EEUV2048 × 2048. The green spectra have been used to derive stellar kinematics and to calculate Lick indices $H\beta$, Mgb, and $\langle Fe \rangle$. In the red range we measured baricenter positions of the emission lines $H\alpha$ and $[NII]\lambda 6583$, prominent in the spectra of NGC 83, to derive the ionized-gas kinematics. The details of our approach can be looked for in, e.g., Sil’chenko (2006) and Sil’chenko and Afanasiev (2006). The spectral observation log is given in the Table 2.

2: Spectral observations with the MPFS

NGC	Date	T(exp), min	Spectral range, Å	$FWHM''_*$
NGC 80	30.09.2003	90	4150–5650	1.7
NGC 83	8.10.2004	120	4150–5650	1.2
NGC 83	30.09.2005	80	5800–7300	3
NGC 93	19.09.2006	80	4150–5650	1.5
NGC 79	19.09.2006	120	4150–5650	1.5
NGC 86	17.08.2007	90	4150–5650	1.4
IC 1541	18.08.2007	90	4150–5650	1.4
IC 1548	18.08.2007	120	4150–5650	1.4

3. STELLAR POPULATIONS IN THE CENTERS OF THE GALAXIES

We studied already the stellar population in the center of NGC 80 with the previous version of the MPFS (Sil’chenko et al. 2003b). We reported the discovery of a chemically distinct nucleus and a ring of intermediate-aged stars with the radius of $5'' - 7''$; both these ‘secondary’ structures are embedded into the old bulge, with the mean stellar age of 10 Gyr. The new data presented here have higher spectral resolution and larger field of view; however the new radial index profiles are in agreement with the older ones (Fig. 1). This fact confirms our estimate of the Lick index measurement accuracy and demonstrate stability of our calibration into the standard Lick index system: as it is known, the spectral resolution of the Lick data is about 8 \AA , and we observed with the spectral resolution of 5 \AA before 1998 and with that of 3 \AA now.

Tables 3 and 4 contain the Lick indices and parameters of the stellar populations in all the galaxies studied here which have been obtained by confronting our Lick indices to the models of simple stellar populations (SSP) by Thomas et al. (2003). They are presented separately for the unresolved nuclei and for the rings between the radii of $4''$ and $6''$ which we consider to be the bulge regions. At the redshift of the NGC 80 group the linear distances from the center which we have used to probe the bulge properties correspond to about 2 kpc. The accuracy of the Lick indices both for the nuclei and for the bulges is about 0.15 \AA , the corresponding accuracies of the abundances and ages

3: Lick indices and the properties of the nuclear stellar populations

NGC	H β	Mgb	$\langle\text{Fe}\rangle$	T, Gyr	[Z/H]	[Mg/Fe]
NGC 80	1.66	5.00	2.94	6	+0.5	+0.29
NGC 83	1.87	5.20	2.94	4	+0.6	+0.34
NGC 93	1.90	4.36	3.08	4	+0.4	+0.12
NGC 79	1.15	5.22	3.16	15	+0.3	+0.22
NGC 86	1.77	4.10	2.78	8	+0.2	+0.17
IC 1541	1.48	4.76	2.94	12	+0.2	+0.22
IC 1548	3.28	3.40	2.68	1.5	+0.7	+0.06

4: Lick indices and the stellar population properties in the bulges

NGC	H β	Mgb	$\langle\text{Fe}\rangle$	T, Gyr	[Z/H]	[Mg/Fe]
NGC 80	1.76	4.50	2.81	7–8	+0.3	+0.23
NGC 83	2.02	5.69	2.84	3	+0.7	+0.47
NGC 93	1.63	3.98	2.62	10	0.0	+0.20
NGC 79	1.52	5.04	2.97	12	+0.3	+0.25
NGC 86	1.61	3.72	2.95	12	+0.1	+0.01
IC 1541	1.20	3.79	2.32	15	0.0	+0.28
IC 1548	2.42	2.81	2.18	3	–0.1	+0.17

are 0.1 dex for $[m/H]$, 0.05 dex for $[Mg/Fe]$, and 1 Gyr for young ages ($T < 8$ Gyr) and 2 Gyr for old ages. The Lick index $H\beta$ given in the Tables 3 and 4 is corrected for the emission contribution in the galaxies where the emission presence is evident: in NGC 83, NGC 93, and IC 1548. For NGC 83 we have calculated the corrections through the equivalent width of the emission line $H\alpha$ measured in the red spectra of the galaxy: we have used the empiric relation by Stasinska and Sodre (2001) for the composite gas excitation mechanism, $EW(H\beta_{emis}) = 0.25EW(H\alpha_{emis})$. For NGC 93 and IC 1548 we used the mean relation between the emission lines $H\beta$ and $[OIII]\lambda 5007$ obtained for the centers of early-type galaxies by Trager et al. (2000), $EW(H\beta) = 0.6EW([OIII]\lambda 5007)$. The whole procedure of deriving the stellar population parameters was as follows. We have taken the SSP models by Thomas et al. (2003) because they are calculated for four values of the Mg/Fe ratio. To derive SSP-equivalent ages and metallicities of the stellar populations, we firstly compared our data and the models at the diagram $H\beta$ versus $[Mg/Fe]$ ($[Mg/Fe] \equiv \sqrt{Mgb\langle Fe \rangle}$): this diagram allows, on one hand, to separate age and metallicity effects and to solve the age-metallicity degeneracy, and on the other hand, it is rather insensitive to the Mg/Fe ratio which is unknown in advance. After determining the age of the stellar population, we confront Mgb and $\langle Fe \rangle \equiv (Fe5270 + Fe5335)/2$ to derive the abundance ratio $[Mg/Fe]$: in the models by Thomas et al. (2003) the range of $[Mg/Fe]$ from -0.3 to +0.5 is covered. According to modern models of chemical evolution, the magnesium-to-iron ratio is a good indicator of the star formation duration: the solar $[Mg/Fe]$ indicates continuous star formation during several Gyr, $[Mg/Fe] = +0.3 - +0.5$ corresponds to a brief star formation burst, stopping before the bulk of intermediate-mass SNeIa begin to explode.

Figures 2 and 3 present the diagnostic diagrams for the nuclei and the bulges of the ‘second-rank’ members of the group: the elliptical NGC 79, the early-type spirals NGC 93 and NGC 86, and the edge-on lenticulars IC 1541 and IC 1548. Four of them have rather old stellar populations in the centers: in the nuclei the ages range from 5 to 15 Gyr, the bulges are homogeneously old, T is from 10 to 15 Gyr. Only one lenticular, IC 1548, is outstanding: it demonstrates a rather strong emission line $[OIII]\lambda 5007$ both in the nucleus and in the bulge, and the SSP-equivalent ages are 1.5 Gyr for the nucleus and 3 Gyr for the bulge. The most easy explanation is that IC 1548 is only recently accreted onto the group and has transformed from a spiral galaxy by hot intragroup medium pressure. However in our sample IC 1548 is not the S0 galaxy farthest from the group center; IC 1541 is

the farthest one, and it has no emission lines in the spectra, and no signs of recent star formation. Perhaps, more probable reason of the recent star formation burst in IC 1548 is tidal interaction with the neighboring galaxy, PGC 1662109, that may be accompanied by gas accretion, because PGC 1662109 is a blue gas-rich barred spiral galaxy and is only 50 kpc from IC 1548. Since the bulge of IC 1548 demonstrates the higher age and Mg/Fe ratio than the nucleus, we can suggest that the star formation burst starting over the extended central region some 3-4 Gyr ago, has persisted rather long time only in the very nucleus where the stellar metallicity has grown to the very high value for such low-luminosity galaxy, $[Z/H] = +0.7$. Interestingly, the nuclei of NGC 93 and IC 1541 being rather old are also chemically distinct; it means that these galaxies had nuclear secondary star formation bursts, but long ago. We conclude that the main part of the NGC 80 group gathered together at $z > 0.5$ and is a rather old structure.

Now let us discuss two central galaxies of the group. They have the same luminosity, the same colour, and look very similar: both are large and round. However, NGC 80 is a lenticular, and NGC 83 is an elliptical. Fig. 4 shows diagnostic Lick-index diagrams for these galaxies. The bulge age for NGC 80 mentioned in the Table 4 is in fact a formal mean value including the old, $T \sim 10$ Gyr, bulge and a rather young, $T \sim 5$ Gyr, stellar ring. As we have already noted earlier (Sil'chenko et al. 2003b), the origin of the rather young stellar ring with the radius of 2.5 kpc in the center of NGC 80 is a puzzle: usually ring stellar structures are related to bar resonances, and this galaxy is perfectly axisymmetric, it has no neither bar nor oval distortion. But the center of NGC 83, the giant elliptical galaxy, is even more impressive. Both the nucleus and the circumnuclear area within $8''$ from the center demonstrate the SSP-equivalent ages not more than 3–4 Gyr, and within $5''$ from the center the intense emission line $H\alpha$ indicates current star formation.

4. GASEOUS DISKS IN NGC 83 and IC 1548

Table 5 gives kinematical results, both for stars and for ionized gas in all 7 galaxies observed. The stellar velocity dispersion are calculated separately for the nuclei and for the bulges – just as the Lick indices in the previous section. When the orientations of the kinematical major axes change along the radius due to a possible non-axisymmetry effect, the Table 5 gives the range of values measured between $R = 2''$ and $R = 5''$. The angular rotation velocities in the Table 5 refer to the innermost regions with rigid-body rotation, $R < 2''$.

5: Kinematical parameters

NGC	$V_{\text{sys}}, \text{km/s}$	σ_* (nuc)	σ_* (bulge)	PA_{kin}	$\omega_0 \sin i, \text{km/s/arcsec}$
NGC 80 (stars)	5746	192	140	$30^\circ - 45^\circ$	6 ± 8
NGC 83 (stars)	6218	170	113	114°	62
NGC 83 (gas)	–	–	–	$116^\circ \pm 4^\circ$	90
NGC 93 (stars)	5539	166	124	$50^\circ - 60^\circ$	57
NGC 79 (stars)	5408	156	120	$\sim 270^\circ$	6 ± 6
NGC 86 (stars)	5611	130	92	$11^\circ - -3^\circ$	47
IC 1541 (stars)	5961	155	86	$223^\circ - 213^\circ$	27
IC 1548 (stars)	5661	140	110	$76^\circ - 56^\circ$	37
IC 1548 (gas)	–	–	–	$349^\circ - 276^\circ$	43

In two early-type galaxies we have found central gaseous disks and have estimated their orientation and rotation parameters.

A giant elliptical galaxy NGC 83 has peculiar NIR radiation excess detected by the IRAS and a large amount of molecular gas (Wiklind et al. 1995, Young 2005). Young (2005) noted a two-horn profile of the integrated CO emission line, with the peak separation of 417 km/s, and concluded that the molecular gas was confined to a compact massive disk, but could not definitely judge about the possible current star formation in this disk. We have observed NGC 83 with the MPFS in the red spectral range and have found strong emission lines $H\alpha$ and $[\text{NII}]\lambda 6583$ within $5''$ from the center; the intensity ratio of $H\alpha$ to $[\text{NII}]$ rises along the radius though not achieving 2 which is a characteristic value when the gas is excited by young stars (so called ‘HII-type’ excitation). It looks like the nucleus being a LINER while the outer parts of the gaseous disk demonstrate a combination of the LINER-type and HII-type gas excitation.

Figure 6 presents 2D line-of-sight (LOS) velocity fields for the stars and ionized gas in the center of NGC 83 according to the MPFS data. They reveal regular rotation both of the stars and of the ionized gas, with the rather high projected velocity of about 200 km/s. This value agrees with the width of the CO-line profile (Young 2005). The isophotes

look round, without any signs of diskiness; it means that the inclination of the embedded stellar disk is lower than, say, 40° . The visible ellipticity of the red (dust) ring in the center of NGC 83 (Young 2005) implies the inclination of $26^\circ - 37^\circ$. If it is so indeed, the deprojected rotation velocity of the circumnuclear disk in NGC 83 exceeds 350 km/s.

The gas velocity field of the S0-galaxy IC 1548 (Fig. 7) calculated by measuring the baricenter positions of the [OIII] λ 5007 emission line is even more interesting. At the edge of the gaseous disk, at $R = 3'' - 4''$, the ionized gas counterrotates with respect to the stars ($PA_0(gas) \approx 260^\circ$ vs $PA_0(stars) \approx 70^\circ$), but in the very center, within $R < 2''$, the ionized gas passes to polar orbits. We found such combinations of the outer counterrotating gas and the inner polar gas before (Sil'chenko 2005, Sil'chenko & Moiseev 2006); they were also theoretically predicted for the gas inside a bar potential by Friedli & Benz (1993).

5. DISCUSSION

We have studied 7 early-type (E–Sab) galaxies which are members of the massive X-ray galaxy group NGC 80, by means of 2D spectroscopy at the 6m telescope. We have searched for consequences of their synchronous secular evolution. Five of seven galaxies have old bulges, with the mean stellar ages of 10–15 Gyr. Concerning the central galaxy of the group, NGC 80, we have found earlier (Sil'chenko et al. 2003b) that it has circumnuclear structures of intermediate age, namely, the nucleus and the ring with the radius of about 2 kpc, but they are not younger than 5 Gyr. The ‘anemic’ giant spiral galaxy NGC 93, which neutral gas has been probably stripped away partly by ram pressure of the hot intra-group medium at the moment of galaxy infall, has the mean stellar age of the chemically distinct nucleus of 4 Gyr. If to relate its nuclear star formation burst having produced the chemically distinct nucleus with the galaxy infall into the group, we would obtain that the moment of the main group gathering occurred about 4–5 Gyr ago.

However there are some early-type galaxies in this group that possess rather young stellar populations. The S0-galaxy IC 1548 reveals clear signatures of the recent central star formation burst: the mean stellar age in the bulge is 3 Gyr, and that in the nucleus is 1.5 Gyr. In the same galaxy we have found a circumnuclear polar gaseous ring which warps smoothly into the counterrotating gaseous disk coplanar with the stellar one in more outer parts. Probably, IC 1548 suffered strong tidal interaction with the nearby late-type

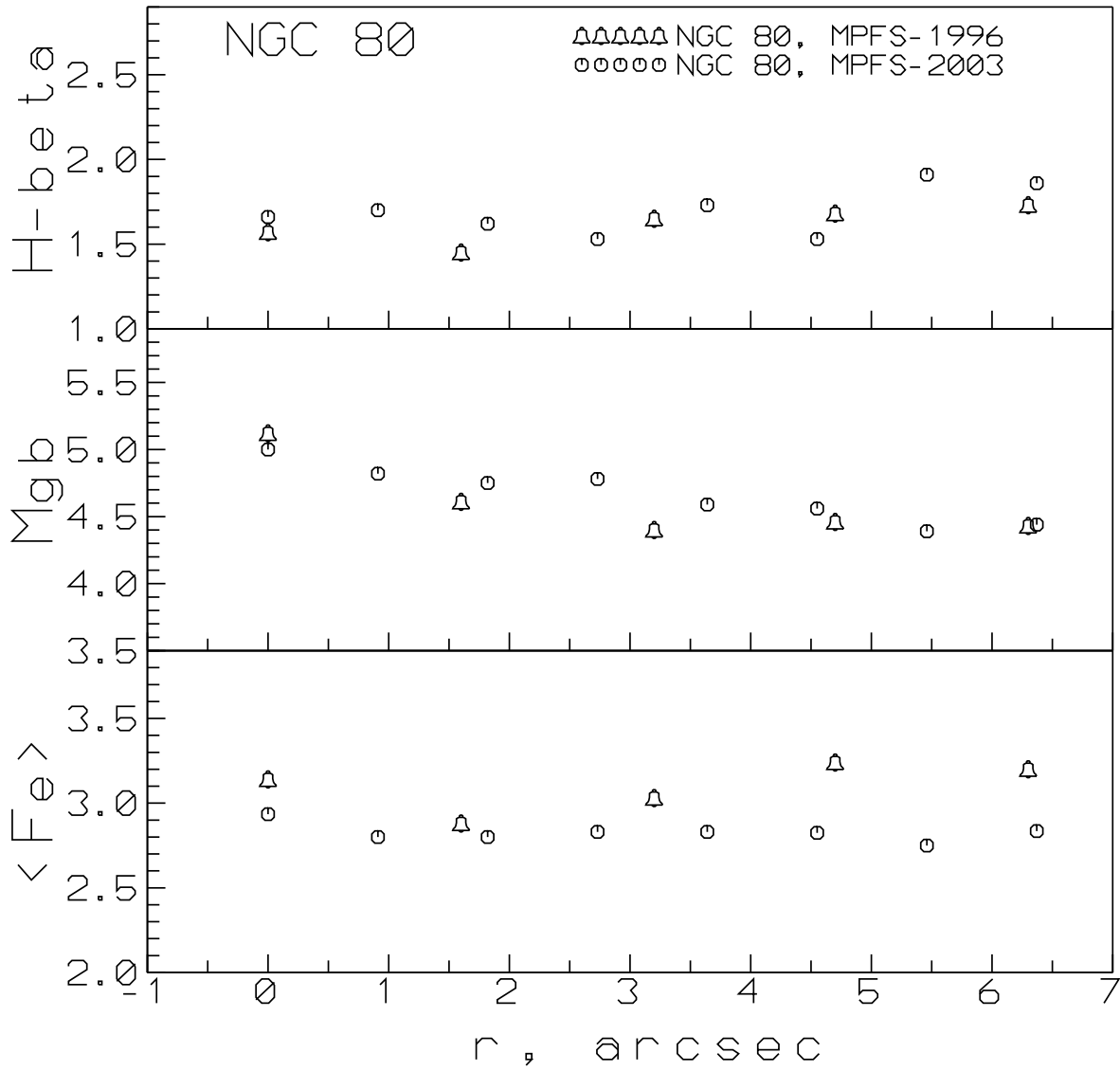
spiral galaxy and perhaps even accreted gas from this neighbor; once acquiring the gas, IC 1548 had to be provoked to the central star formation by the same tidal interaction.

The giant E0 galaxy NGC 83 possesses a compact massive stellar-gaseous disk with the radius of some 2 kpc, very fast rotating, with the noticeable current star formation. Perhaps, all these properties are consequences of merging a spiral or an irregular gas-rich galaxy, so called ‘minor merger’. It is interesting that the line-of-sight systemic velocity of NGC 83, a giant galaxy in the center of the group, exceeds far the systemic LOS velocity of the group, by more than two group velocity dispersion values. Only a few nearby group members – NGC 81, NGC 85, PGC 1327 – have LOS velocities close to that of NGC 83. The majority of the group members have LOS velocities that differ from that of NGC 80 by no more than 200–300 km/s. We may suggest that the poor subgroup of NGC 83 has been accreted by the group of NGC 80 only recently. Was NGC 83 an elliptical galaxy before the accretion event? Did its central gas belong to NGC 83 before the subgroup accretion, or now it is a result of merging? Several variants of answers are possible.

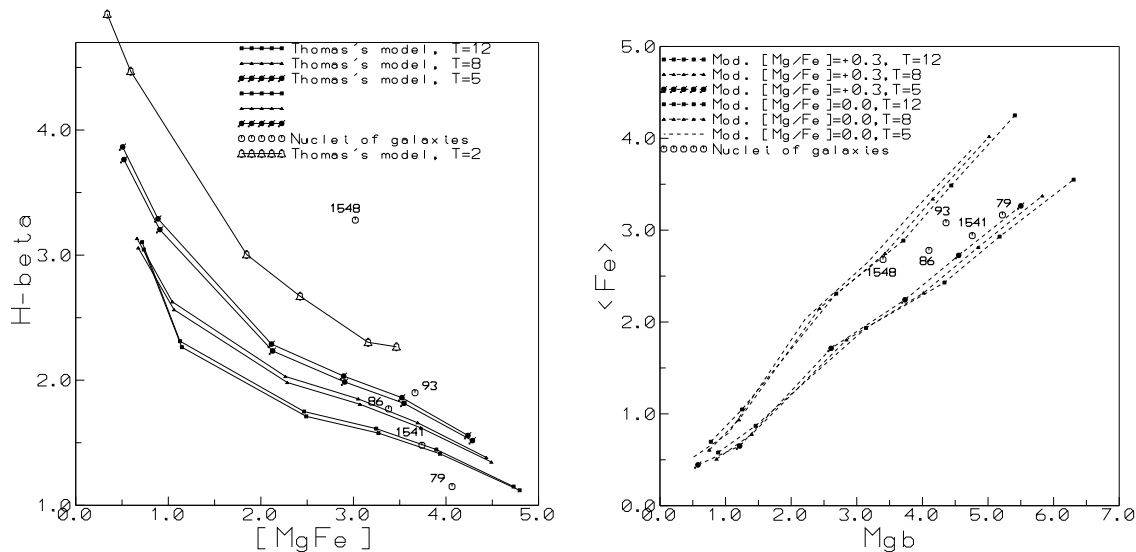
We thank Dr. A. V. Moiseev of SAO RAS for supporting the observations at the 6m telescope. The 6m telescope is operated under the financial support of Science Ministry of Russia (registration number 01-43). During the data analysis we have used the Lyon-Meudon Extragalactic Database (LEDA) supplied by the LEDA team at the CRAL-Observatoire de Lyon (France) and the NASA/IPAC Extragalactic Database (NED) which is operated by the Jet Propulsion Laboratory, California Institute of Technology, under contract with the National Aeronautics and Space Administration. Our study is supported by the grant of the Russian Foundation for Basic Researches no. 07-02-00229a

1. *Afanasiev V.L., Dodonov S.N., Moiseev A.V.*, Proc. of the Conf. "Stellar dynamics: from classic to modern", St. Petersburg, 2001/ Eds. Osipkov L.P. and Nikiforov I.I., Saint Petersburg Univ. press, p.103
2. *V.L. Afanasiev, O.K. Sil'chenko*, *Astron. and Astrophys.* **429**, 825 (2005)
3. *V.L. Afanasiev, O.K. Sil'chenko*, *Astron. and Astrophys. Trans.* **26**, 311 (2007)
4. *G.D. Bothun, R.A. Schommer*, *Astrophys. J.* **267**, L15 (1983)
5. *I.P. Dell'Antonio, M.J. Geller, D.G. Fabricant*, *Astron. J.* **107**, 427 (1994)
6. *D. Friedli, W. Benz*, *Astron. Astrophys.* **268**, 65 (1993)
7. *J. Kormendy*, *Astrophys. J.* **257**, 75 (1982)
8. *J. Kormendy, R.C. Kennicutt Jr.*, *Ann. Rev. Astron. Astrophys.* **42**, 603 (2004)
9. *A. Mahdavi, M.J. Geller*, *Astrophys. J.* **607**, 202 (2004)
10. *A. Mahdavi, H. Bohringer, M.J. Geller, M. Ramella*, *Astrophys. J.* **534**, 114 (2000)
11. *M. Ramella, M.J. Geller, A. Pisano, L.N. da Costa*, *Astron. J.* **123**, 2976 (2002)
12. *O.K. Sil'chenko*, *Astron. Letters*, **31**, 227 (2005)
13. *O.K. Sil'chenko*, *Astrophys. J.*, **641**, 229 (2006)
14. *O.K. Sil'chenko, A.V. Moiseev*, *Astron. J.* **131**, 1336 (2006)
15. *O.K. Sil'chenko, V.L. Afanasiev*, *Astron. Letters*, **32**, 534 (2006)
16. *O.K. Sil'chenko, V.L. Afanasiev, V.H. Chavushyan, J.R. Valdes*, *Astrophys.J.* **577**, 668 (2002)
17. *O.K. Sil'chenko, A.V. Moiseev, V.L. Afanasiev, V.H. Chavushyan, J.R. Valdes*, *Astrophys.J.* **591**, 185 (2003a)
18. *O.K. Sil'chenko, S.E. Kuposov, V.V. Vlasyuk, O.I. Spiridonova*, *Astron. Rep.*, **47**, 88 (2003b)
19. *G. Stasinska, I. Sodre Jr.*, *Astron. Astrophys.*, **374**, 919 (2001)
20. *D. Thomas, C. Maraston, R. Bender*, *MNRAS* **339**, 897 (2003)
21. *S.C. Trager, S.M. Faber, G. Worthey, J.J. Gonzalez*, *Astron. J.*, **119**, 1645 (2000)
22. *T. Wiklind, F. Combes, C. Henkel*, *Astron. Astrophys.* **297**, 643 (1995)

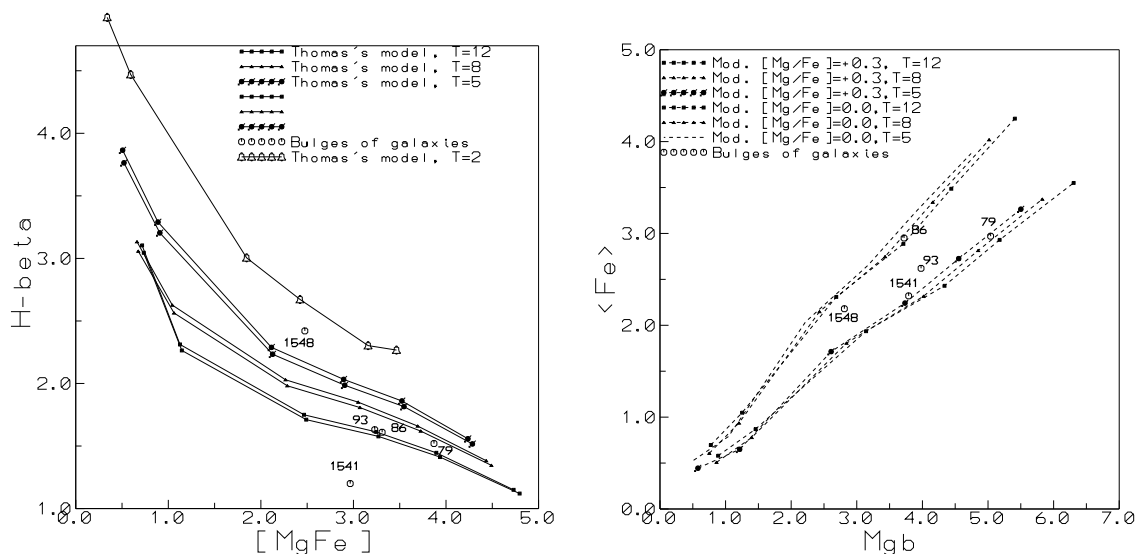
23. *G. Worthey, S.M. Faber, J.J. González, D. Burstein*, *Astrophys. J. Suppl. Ser.* **94**, 687 (1994)
24. *G. Worthey*, 1994, *Astrophys. J. Suppl. Ser.* **95**, 107 (1994)
25. *L.M. Young*, *Astrophys. J.* **634**, 258 (2005)



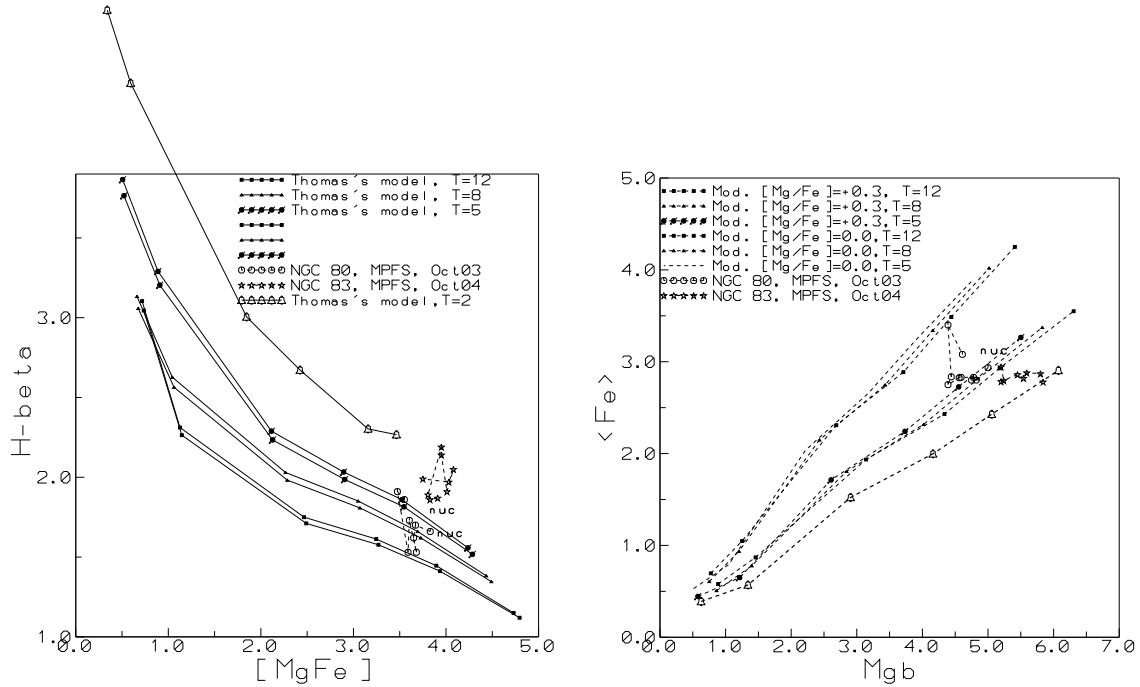
. 1: Radial variations of the azimuthally-averaged Lick indices $H\beta$, Mgb , and $\langle Fe \rangle \equiv (Fe5270 + Fe5335)/2$ in NGC 80 according to our MPFS data of 1996 (bells) and 2003(circles).



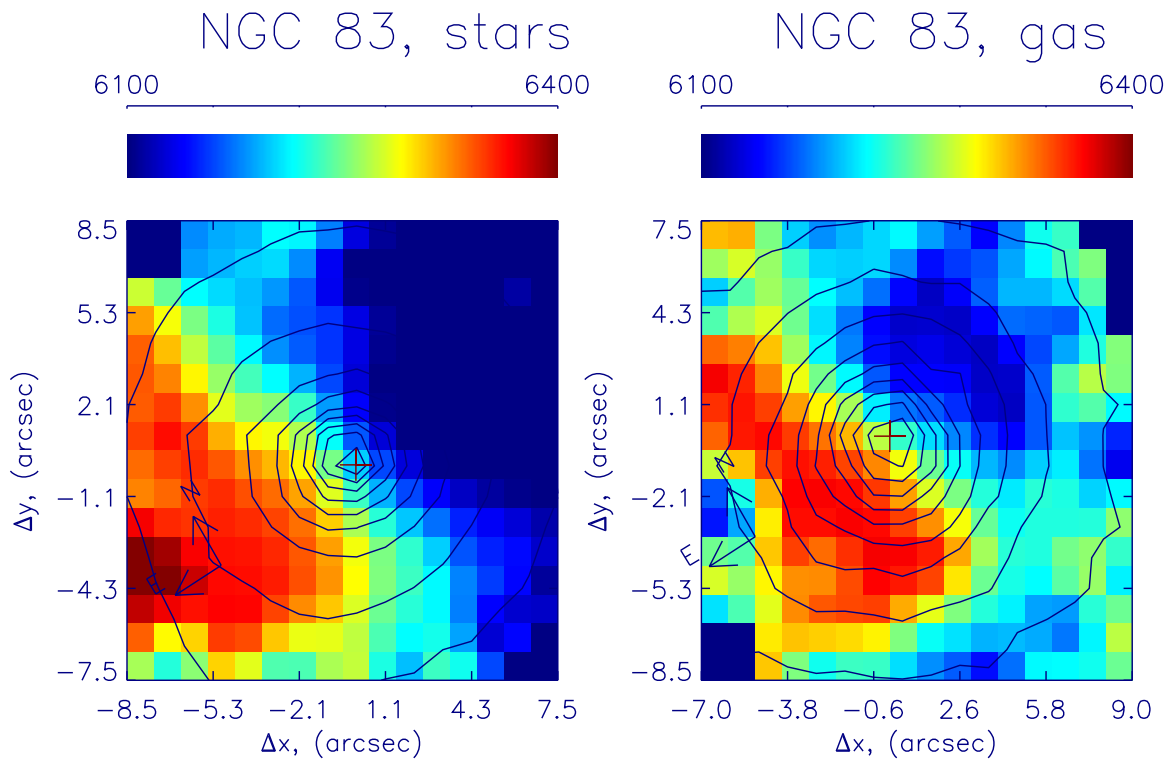
. 2: Diagnostic ‘index–index’ diagrams for the nuclei of five off-center group member galaxies. Model sequences of constant ages from Thomas et al. (2003) are also plotted; the metallicities of the models are +0.67, +0.35, 0.00, –0.33, –1.35, –2.25, if one takes the small signs along the sequences from the right to the left.



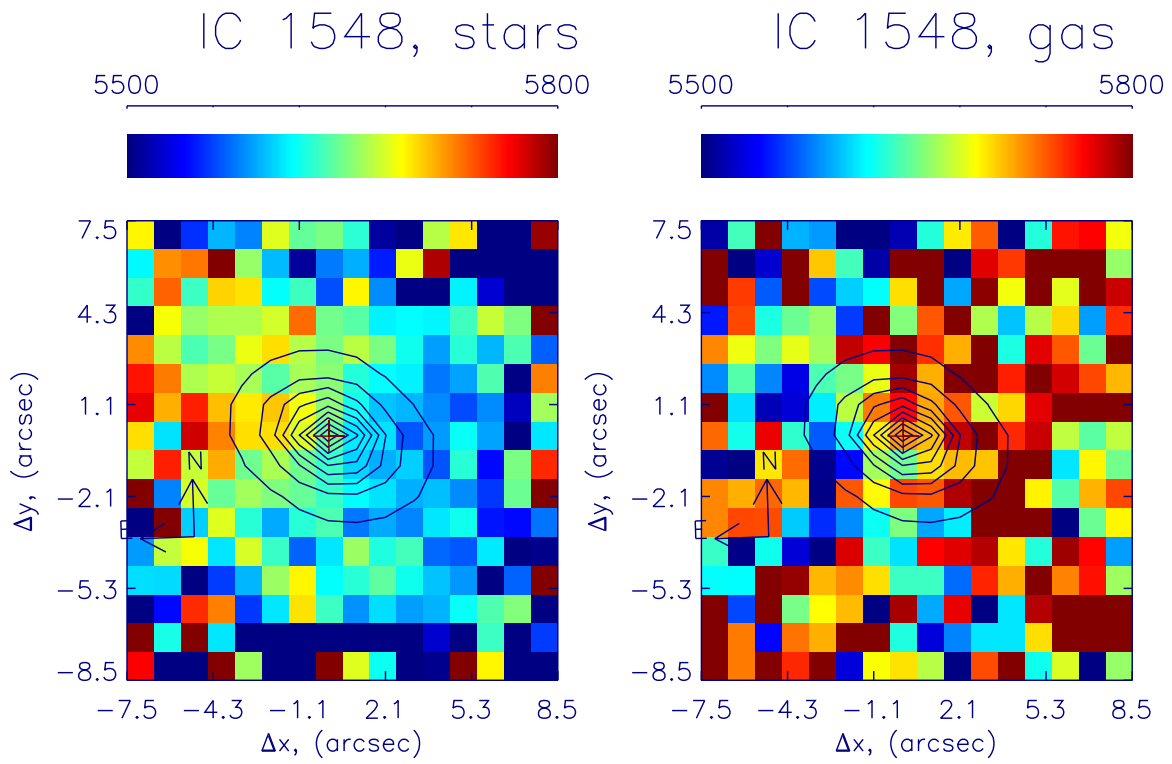
. 3: Diagnostic ‘index–index’ diagrams for the bulges of five off-center group member galaxies. Model sequences of constant ages from Thomas et al. (2003) are also plotted; the metallicities of the models are +0.67, +0.35, 0.00, –0.33, –1.35, –2.25, if one takes the small signs along the sequences from the right to the left.



. 4: Diagnostic ‘index–index’ diagrams for the azimuthally-averaged index measurements in NGC 80 (circles) and NGC 83 (asteriks). The measurements are made with the step of $1''$ along the radii, are connected by the dashed lines; the nuclei are marked by nuc. The model sequences of constant ages from Thomas et al. (2003) are also plotted; the metallicities of the models are $+0.67$, $+0.35$, 0.00 , -0.33 , -1.35 , -2.25 , if one takes the small signs along the sequences from the right to the left.



. 5: Two-dimensional line-of-sight velocity fields in the center of NGC 83: *left* – the stellar component, *right* – the ionized gas, the isophotes superimposed.



. 6: Two-dimensional line-of-sight velocity fields in the center of IC 1548: *left* – the stellar component, *right* – the ionized gas, the isophotes superimposed.