

Spin polarization control via magnetic barriers and spin-orbit effects

Anh T. Ngo,¹ J. M. Villas-Bôas,^{1,2} and Sergio E. Ulloa¹

¹*Department of Physics and Astronomy, and Nanoscale and Quantum Phenomena Institute, Ohio University, Athens, Ohio 45701-2979*

²*Walter Schottky Institut and Physik Department, Technische Universität München, Am Coulombwall 3, D-85748 Garching, Germany*
(Dated: 5 June 2008)

We investigate the spin-dependent transport properties of two-dimensional electron gas (2DEG) systems formed in diluted magnetic semiconductors and in the presence of Rashba spin-orbit interaction in the framework of the scattering matrix approach. We focus on nanostructures consisting of realistic magnetic barriers produced by the deposition of ferromagnetic strips on heterostructures. We calculate spin-dependent conductance of such barrier systems and show that the magnetization pattern of the strips, the tunable spin-orbit coupling, and the enhanced Zeeman splitting have a strong effect on the conductance of the structure. We describe how these effects can be employed in the efficient control of spin polarization via the application of moderate fields.

PACS numbers: 71.70.Ej, 73.23.Ad, 72.25.-b, 72.10.-d

Spin-orbit coupling in semiconductors intrinsically connects the spin of an electron to its momentum,¹ providing a pathway for electrically initializing and manipulating electron spins for applications in spintronics^{2,3} and spin-based quantum information processing.⁴ This coupling can be regulated with quantum confinement in semiconductor heterostructures through band structure engineering, as well as by the application of external electric fields, as in the celebrated spin field-effect transistor proposed by Datta and Das.⁵ Using diluted magnetic semiconductors (DMS) in such systems provides an additional degree of control of the transport properties. In particular, when an external magnetic field is applied, the magnetic dopant spins align, giving rise to a strong exchange field that acts on the electron spin. This s - d exchange interaction between the electron spin in the conduction band and the localized magnetic ions induces a giant Zeeman splitting.

In this communication we investigate the spin-dependent transport properties of two-dimensional electron gas (2DEG) systems formed in diluted magnetic semiconductors and take into account the electric-field-dependent Rashba spin-orbit (SOI) interaction. We focus our attention on nanostructures consisting of realistic magnetic barriers produced by the deposition of ferromagnetic strips near the heterostructures,⁶ providing a relatively strong inhomogeneous magnetic field on the 2DEG. We show how the conductance of the 2DEG depends strongly on the magnetization pattern of the strips, as well as on geometry and externally applied electric fields. We demonstrate that significant spin polarization (exceeding 50%) can be obtained at low temperatures for ferromagnetic strips of typical dimensions and magnetization.

Figure 1 illustrates the type of magnetic barrier which can be created by the deposition of a ferromagnetic strip on the surface of a heterostructures. In this case the magnetization is assumed perpendicular to the 2DEG located at a distance z_0 below the surface. For this strip

of width d and thickness h , the magnetic field along the \hat{z} -axis is given by,⁶

$$B = B_0[f(x + d/2) - f(x - d/2)], \quad (1)$$

where $B_0 = M_0 h/d$, $f(x) = 2xd/(x^2 + z_0^2)$, and M_0 is the magnetization of the ferromagnetic strip. The in-plane field component can be assumed negligible for this configuration.⁶ We should mention that deposition of dysprosium strips result in magnetic fields estimated to be as large as 1T in the vicinity of the 2DEG;⁷ from this we take $B_0 = 0.1$ T to be a realistic value.

The Hamiltonian of the 2DEG (in the xy plane) is realized in the lowest subband of the semiconductor heterostructure with effective mass m^* , and includes a Rashba SOI due to z confinement characterized by the coupling constant α_z , Zeeman term with electronic g factor, and the s - d exchange interaction:

$$H = \frac{1}{2m^*}(\Pi_x^2 + \Pi_y^2) - \frac{\alpha_z}{\hbar}(\sigma_x \Pi_y - \sigma_y \Pi_x) + \frac{g\mu_B \sigma_z}{2}B(x) + J_{sd} \sum_i s(r) \cdot S(R_i) \delta(r - R_i), \quad (2)$$

where Π_μ denotes the kinetic momentum, and σ_μ the Pauli spin matrices. S is the spin of the localized $3d^5$ electrons of Mn^{2+} ions with $S = 5/2$, and s is the electron spin in the 2DEG. We assume that the magnetic ions are distributed homogeneously in the DMS, and that the extended nature of the electronic wave function spans a large number of magnetic ions, allowing the use of a molecular-field approximation to replace the magnetic-ion spin operator S_i with the thermal and spatial average $\langle S_z \rangle$ along the external magnetic field direction. This approach has been proven to be suitable in previous studies.^{9,10} Correspondingly, the exchange interaction in Eq. (2) can be written as a Zeeman-like term, $J_{sd} \langle S_z \rangle \sigma_z$, where $\langle S_z \rangle = (5/2)B_J(Sg\mu_B B/k_B(T + T_0))$, with $B_J(x)$ as the Brillouin function, T_0 accounts for the reduced

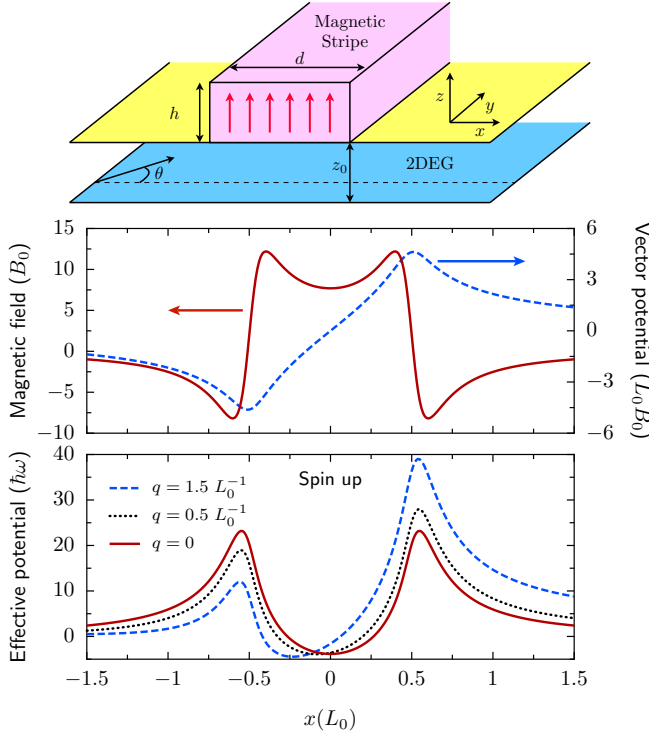


FIG. 1: (color online) Top diagram illustrates magnetic strip with perpendicular magnetization over a 2DEG layer. The magnetization of the strip results in the magnetic barrier and vector potential shown in middle panel. Bottom panel shows effective potential V_e for different q values (Eq. 4). Structural parameters chosen as $d = 1$ and $z_0 = 0.1$, in units of the magnetic length $L_0 = \sqrt{\hbar/eB_0} = 8.1$ nm for $B_0 = 0.1$ T.

single-ion contribution due to the antiferromagnetic Mn-Mn coupling, and k_B is the Boltzmann constant. The parameters used in the calculation are $J_{sd} = -0.22$ eV, $x = 0.014$, $T_0 = 40$ K,¹¹ and $T = 1$ K. For convenience we express all quantities in dimensionless units, using $\omega = eB_0/m^*$, and magnetic length $L_0 = \sqrt{\hbar/eB_0}$. For $\text{Ga}_{1-x}\text{Mn}_x\text{As}$, $m^* = 0.067m_e$, one gets in $L_0 = 8.1$ nm and $\hbar\omega = 0.17$ meV, for $B_0 = 0.1$ T as above.

The two-dimensional Schrödinger equation $H\Psi = E\Psi$ has solutions of the form $\Psi(x, y) = e^{iqy}\psi(x)$, where E is the total energy of the electron, and q is the electron wave vector in y direction. $\psi(x)$ satisfies

$$\left\{ \frac{d^2}{dx^2} - V_e(x, \sigma_z) + \alpha_z^* [\sigma_x(q + A(x)) - \sigma_y(-i\frac{d}{dx})] \right\} \psi(x) = 2E\psi(x) \quad (3)$$

$$V_e(x, \sigma_z) = [q + A(x)]^2 - [J_{sd}^* \langle S_z \rangle + \frac{1}{2} g^* B(x)] \sigma_z \quad (4)$$

where $\alpha_z^* = 2\alpha_z/L_0\hbar\omega$, $J_{sd}^* = 2J_{sd}/\hbar\omega$, $g^* = g\mu_B B_0/\hbar\omega$, and V_e is the effective dynamical potential. We use the Landau-gauge, $\vec{A}(x) = (0, A(x), 0)$, and $B(x) = dA(x)/dx$.

For a magnetic barrier structure as that shown in

Fig. 1, it is difficult to solve Eq. (4) analytically. However, a numerical approach which divides the region of the barrier $[x_i, x_f]$ into $N (\gg 1)$ segments of width $L = (x_f - x_i)/N$ is possible.⁸ For small L (large N) the vector potential in each of the segments can be treated as constant, so that in each j th segment one has solutions given by $\psi_j(x)_\pm = e^{ik_j x} \chi_\pm(k_j)$, with spinors

$$\chi_\pm(k_j) = \begin{pmatrix} \chi_\pm^1 \\ \chi_\pm^2 \end{pmatrix}, \quad (5)$$

where

$$\begin{aligned} \chi_\pm^1 &= \frac{-\alpha_z^* [q + A(x_j) + ik_j]}{\sqrt{2\lambda_\pm(\lambda_\pm - Z_j)}}, \\ \chi_\pm^2 &= \frac{\lambda_\pm - Z_j}{\sqrt{2\lambda_\pm(\lambda_\pm - Z_j)}}, \\ Z_j &= J_{sd}^* \langle S_z \rangle + \frac{1}{2} g^* B(x_j), \end{aligned} \quad (6)$$

and

$$\lambda_\pm = \pm \{ Z_j^2 + |\alpha_z^* [q + A(x_j) + ik_j]|^2 \}^{1/2}, \quad (7)$$

where k_j is the solution of the equation $[k_j^2 + (q + A(x_j))^2 - 2E]^2 = \lambda_\pm^2$. We consider the transmission of electrons with initial wave vectors k^+ and k^- corresponding to the region $x \ll x_i$, which are the solutions of the problem with $J_{sd} \langle S_z \rangle = 0$, and $\alpha_z = 0$ away from the magnetic barrier region. It is clear that the transmission probabilities for electrons of spin eigenstates “+” and “-” in (5) are different due to the SOL, as well as by the enhanced and inhomogeneous Zeeman splitting in (2). Since the wave vector in the y direction is fixed, on both incident and outgoing regions of the magnetic barrier, the wave function can be written as $\psi(x) = e^{ik^+ x} \chi_+(k^+) + r^+ e^{-ik^+ x} \chi_+(-k^+) + e^{ik^- x} \chi_-(k^-) + r^- e^{-ik^- x} \chi_-(-k^-)$ for $x < x_i$; and as $t^+ e^{ik^+ x} \chi_+(k^+) + t^- e^{ik^- x} \chi_-(k^-)$ for $x > x_f$. Here t^\pm and r^\pm are the transmission and reflection coefficients for each spin state χ_\pm . Taking into account the boundary conditions, which require that the wave function be continuous at the interfaces, a system of linear equations for t^\pm and r^\pm can be derived. Once t^\pm and r^\pm are known, it is straightforward to obtain the spin dependent transmission coefficients $T_{ss'}(E, q)$, where s' (s) is the incident (outgoing) spin, with $s, s' = \uparrow$ or \downarrow . Note that for incident electrons with spin $s' = \uparrow$ there are two kinds of transmission coefficients, $T_{\uparrow\uparrow}$, and $T_{\downarrow\uparrow}$, as the SOI produces precession of the electron spin as it propagates. A similar effect occurs for incident electrons with spin $s' = \downarrow$, although the presence of the magnetic field breaks time-reversal invariance which results in a spin-filtering effect, as we will see below.

In the ballistic regime the spin-dependent conductance can be calculated from the Landau-Büttiker formula,^{6,8}

$$G_{ss'}(T) = \int_0^\infty g_{ss'}(E) \left(-\frac{\partial f(E, T)}{\partial T} \right) dE, \quad (8)$$

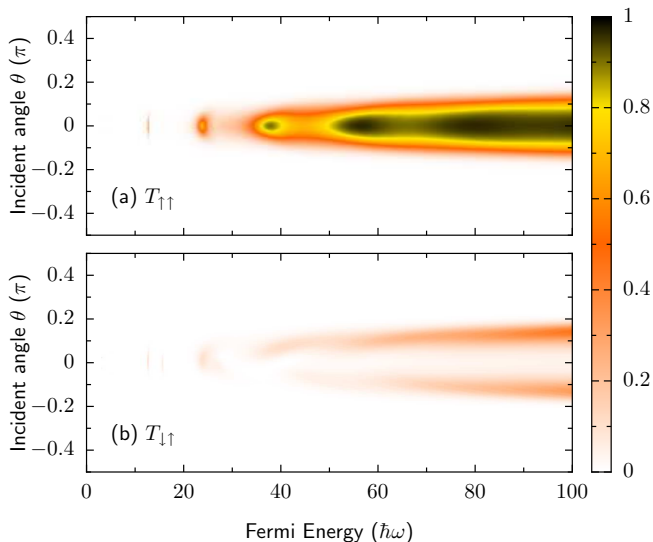


FIG. 2: (color online) The transmission coefficients (a) $T_{\uparrow\uparrow}$, (b) $T_{\downarrow\uparrow}$ as function of energy and incident angle θ for electrons tunneling through the magnetic barrier with perpendicular magnetization, $d = 2L_0$ and SOI coupling $\alpha_z = 0.35 \times 10^{-11}$ eV·m.

where

$$g_{ss'}(T) = G_0 \int_{-\pi/2}^{\pi/2} T_{ss'}(E, \sqrt{2E} \sin(\theta)) \cos(\theta) d\theta, \quad (9)$$

θ is the angle of incidence with respect to the x -direction (see top panel Fig. 1), $f(E, T)$ is the Fermi-Dirac distribution function, and $G_0 = e^2 m^* v_F L_y / \hbar^2 = (e^2 / \hbar) k_F L_y$, where L_y is the length of the structure in y direction and $v_F = \hbar k_F$ is the Fermi velocity.

To evaluate the electron spin polarization effect in the tunneling process, we define the net conductance polarization as

$$P = \frac{G_{\uparrow\uparrow} + G_{\uparrow\downarrow} - G_{\downarrow\uparrow} - G_{\downarrow\downarrow}}{G_{\uparrow\uparrow} + G_{\uparrow\downarrow} + G_{\downarrow\uparrow} + G_{\downarrow\downarrow}}. \quad (10)$$

In Fig. 2 we show typical transmission coefficients, as function of incident energy and angle ($q = \sqrt{2E} \sin \theta$), for an incoming electron with spin \uparrow . The upper panel shows the transmission coefficient for collected electrons with the same polarization, $T_{\uparrow\uparrow}$, while the lower is for outgoing electrons with opposite spins, $T_{\downarrow\uparrow}$. Here we use a typical SOI strength, $\alpha_z = 0.35 \times 10^{-11}$ eV·m,¹² which corresponds to $\alpha_z^* = 0.5$. Notice that for low incident energy and/or with a large incident angle θ the transmission coefficients are very small, as the effective barrier presented by the magnetic strip is quite large (see bottom panel of Fig. 1). At lower incident angle and higher energy, the transmission exhibits a series of resonances near normal incidence ($\theta \approx 0$), as the magnetic vector potential results in an effective scattering double barrier potential ($V_e \simeq A^2(x)$ in Eq. 4) with concomitant resonances. This structure is also seen in the spin mixing

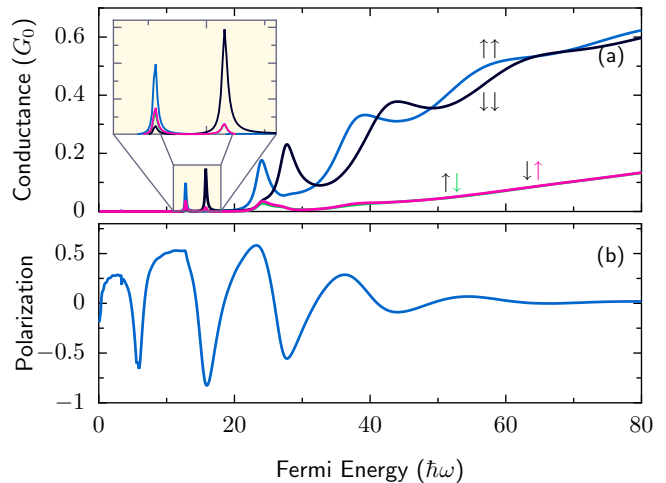


FIG. 3: (color online) (a) Spin-dependent conductance (in units of G_0) and (b) polarization as function of Fermi energy (in units of $\hbar\omega$). Structure parameters as in Fig. 2.

results, $T_{\downarrow\uparrow}$, as well as in the corresponding spin \downarrow incidence, $T_{\downarrow\downarrow}$ and $T_{\uparrow\downarrow}$ (not shown), although with some subtle differences due to the asymmetry introduced by the field.

The calculated conductance and polarization components for the same parameters as in Fig. 2 are shown in Fig. 3, *vs.* Fermi energy. The SOI naturally causes the spin of the electron to precess when the electron propagates through the gated region. This is evident in Fig. 3(a) as the spin up conductance $G_{\uparrow\uparrow}$ is quite different from the spin down conductance, $G_{\downarrow\downarrow}$. The inhomogeneous magnetic field also contributes significantly to change the tunneling probability of the electron through the magnetic gate barrier. $G_{\uparrow\uparrow}$ exhibits peaks shifted in general towards lower energy values, in contrast with those in $G_{\downarrow\downarrow}$, a behavior persisting at low energies, where the two curves show clearly split resonances. In addition, the spin *mixing* probability of tunneling electrons depends greatly on the incident spin for a given magnetic barrier, as illustrated by the curve for $G_{\uparrow\downarrow}$ being slightly different to $G_{\downarrow\uparrow}$ (see especially the insert in Fig. 3(a)).

The conductance polarization plotted in Fig. 3(b) shows that this structure results in polarization over 50% in the first resonant energy and close to 70% at the second and higher resonances. Therefore, for realistic values of strip magnetization and spin-orbit coupling the system can generate substantial spin polarized currents, *even as the injection is unpolarized*. Notice that the resonant peaks created by the effective dynamic potential are responsible for the large polarization values, as the latter decreases rapidly for higher Fermi energies.

To provide a more complete account of the role of SOI in this polarization effect we show in Fig. 4 the calculated conductance and polarization as functions of the SOI strength α_z^* at two different Fermi energies. [Notice

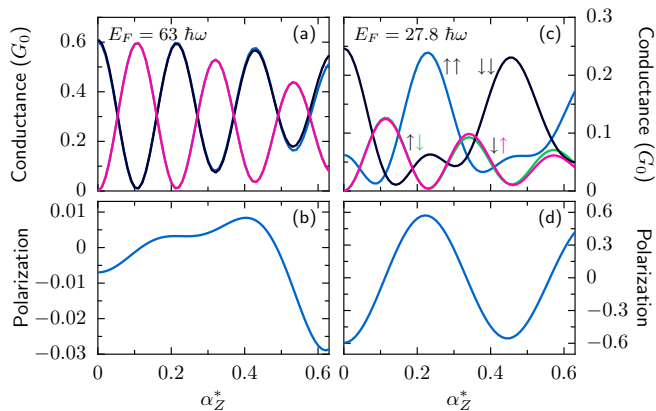


FIG. 4: (color online) Spin conductance and polarization as function of α_z^* for different Fermi energies. Notice polarization exceeds 50% in panel (d) and reverses in a small α_z^* interval.

that α can be varied in experiments by the application of a gate voltage applied to the metallic strip itself.] Figure 4 (a) and (b) show results for $E_F = 63\hbar\omega$. At this relatively large energy the spin dependent conductances show regular oscillations with α_z^* , similar to those expected from the Datta-Das device.⁵ In this region of SOI the polarization starts near zero (due to Zeeman effect) and has a local maximum at $\alpha_z^* = 0.45$ of no larger than 1%, becoming slightly negative afterwards. Figure 4 (c) and (d) show results for $E_F = 27.8\hbar\omega$, near one of the transmission resonances in $G_{\downarrow\downarrow}$ in Fig. 3. It can be seen that increasing α results also in the spin conductances having oscillations. These features reflect the spin precession effects induced by the SOI, further enhanced by the resonances of the dynamical potential, as discussed above. Notice that in this case, the conductance polarization can however exceed 50% and be fully reversed when α_z^* changes by $\simeq 0.23$.

As the strong spin polarization of the conductance is associated with the presence of transmission resonances through this combination of magnetic and electric field barrier, we also explore its dependence on strip width—which determines the width of the effective double barrier potential V_e . In Fig. 5 we show the spin polarization *vs.*

Fermi energy for different magnitudes of the strip width d ($d = L_0$ to $4L_0$). One can see that increasing d results in a larger width of the double barrier potential well produced by the effective potential, which in turn results in more resonant peaks in the conductance as the Fermi energy increases. In all cases, notice that the polarization exceeds 50% to 70%.

We have shown that it is possible to achieve a substantial spin polarization in a realistic situation where a magnetized strip is placed in close proximity to a 2DEG. Our calculation incorporates the role of the giant Zeeman effect in diluted magnetic semiconductors, and this, together with the tunable SOI coupling, can be appropriately used to enhance or suppress the polarization. We should also notice that as the temperature changes,

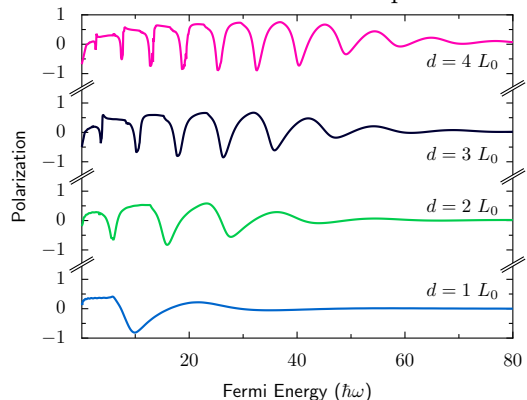


FIG. 5: (color online) Spin polarization as function of Fermi energy at a given value of $\alpha_z^* = 0.5$ for several width values, d , of the magnetic strip. Curves offset for clarity.

the effective field can be modulated, with the consequent changes on the spin polarization characteristics of a given structure.

The authors thank the support of CMSS and BNNT programs at Ohio University, as well as NSF grants 0336431 and 0710581. JVB acknowledges support of the A. von Humboldt Foundation. We thank helpful conversations with D. Csontos and M. Zarea.

¹ R. Winkler, *Spin-Orbit Coupling Effects in Two-Dimensional Electron and Hole Systems*, Springer Tracts in Modern Physics (Springer, Berlin, 2003) Vol. 191.

² S. A. Wolf, D. D. Awschalom, R. A. Buhrman, J. M. Daughton, S. von Molnar, M. L. Roukes, A. Y. Chtchelkanova and D. M. Treger, *Science* **294**, 1488 (2001).

³ I. Zutic, J. Fabian and S. Das Sarma, *Rev. Mod. Phys.* **76**, 323 (2004).

⁴ *Semiconductor Spintronics and Quantum Computation*, D. D. Awschalom, D. Loss, and N. Samarth, eds. (Springer, Berlin, 2002).

⁵ S. Datta and B. Das, *Appl. Phys. Lett.* **56**, 665 (1990).

⁶ A. Matulis, F. M. Peeters and P. Vasilopoulos, *Phy. Rev. Lett.* **72**, 1518 (1994).

⁷ P. D. Ye, D. Weiss, R. R. Gerhardts, M. Seeger, K. von Klitzing, K. Eberl and H. Nickel, *Phy. Rev. Lett.* **74**, 3013 (1995).

⁸ J. Q. You, L. Zhang, P. K. Ghosh, *Phys. Rev. B* **52**, 17243 (1995).

⁹ A. Lemaitre, C. Testelin, C. Rigaux, T. Wojtowicz and G. Karczewski, *Phys. Rev. B* **62**, 5059 (2000).

¹⁰ J. C. Egues, *Phys. Rev. Lett.* **80**, 4578 (1998).

¹¹ R. Lang, A. Winter, H. Pascher, H. Krenn, X. Liu, and J. K. Furdyna, *Phys. Rev. B* **72**, 024430 (2005).

¹² C. F. Destefani, S. E. Ulloa, and G. E. Marques, Phys. Rev. B **70**, 205315 (2004).