

Thermodynamic signature of a phase transition to the pseudogap phase of $YBa_2Cu_3O_x$ high- T_C superconductor

B. Leridon^{*},¹ P. Monod,¹ and D. Colson²

¹*Laboratoire Photons Et Matière , UPR5/CNRS, ESPCI*

10 rue Vauquelin , 75231 Paris cedex 05, France

²*Service de Physique de l'Etat Condensé, DSM/DRECAM,*

CEA Saclay, 91191 Gif-Sur-Yvette Cedex, France

Abstract

In the normal state of underdoped cuprate high-temperature superconductors, well above the critical temperature, a pseudogap opens in the density of states of the quasiparticles at the Fermi energy. The nature of this pseudogap and in particular whether it is related to some kind of precursor pairing or to the existence of a genuine phase transition is still under debate. Recent polarized neutron experiments in $YBa_2Cu_3O_x$ single crystals have evidenced a simultaneous time-reversal and inversion symmetry breaking at a temperature T_{mag} following the trend of the pseudogap opening temperature. We present here high precision magnetisation measurements in polycrystalline $YBa_2Cu_3O_x$ samples, with oxygen content ranging from $x = 6.19$ to $x = 7.00$. By analyzing the temperature derivative of the susceptibility, we found a singular point at a temperature corresponding to T_{mag} in the underdoped superconducting samples, which, we believe, is a thermodynamic indication of the existence of a phase transition.

Understanding the theory of high-temperature superconductors remains one of the outstanding challenges in Condensed Matter Physics. Among the fascinating questions to address, one is the nature of the normal state in the underdoped part of the phase diagram, and in particular of the pseudogap which develops below a temperature T^* well above the critical temperature T_C . This pseudogap consists in a depression in the density of states of the quasiparticles at the Fermi energy. The observation of this phenomenon through various techniques, such as nuclear magnetic resonance [1], angle-resolved photoemission study[2][3], scanning tunneling spectroscopy [4], infrared spectroscopy [5], has led to various theoretical proposals. A class of models for the pseudogap consists of various forms of precursor pairing [6] [7], for which the pseudogap temperature is a crossover regime, while another model predicts a genuine phase transition at the pseudogap temperature, associated with some order parameter [8][9][10]. The latter has recently received support from from polarized neutron scattering experiments in underdoped $YBa_2Cu_3O_{7-d}$ [11] [12], and possibly by the observation of a weak magneto-optic Kerr effect rotation in zero external field, although no specific heat anomaly has been reported. (An earlier experiment of angle-resolved photoemission study with polarized photons in underdoped $Bi_2Sr_2CaCuO_{8+d}$ had also suggested the presence of spontaneous time-reversal symmetry breaking [13].) We present here high precision measurements of the magnetic susceptibility in several underdoped and optimally doped $YBa_2Cu_3O_{7-d}$ polycrystalline samples. We found in the underdoped samples a singularity in the derivative of the susceptibility at some temperature following the trend of the pseudogap temperature with doping and in agreement with the onset temperature T_{mag} of the staggered magnetic moments seen by polarized neutrons. We believe that this finding constitutes a thermodynamic evidence for the existence of a phase transition in the underdoped state of $YBa_2Cu_3O_x$ high- T_C superconductor.

We have measured the magnetisation of sixteen $YBa_2Cu_3O_x$ (YBCO) polycrystalline samples of various oxygen content. The different samples with their critical temperature T_C whenever superconducting (determined for simplicity by the value of T for which the magnetic susceptibility $\chi = 0$ at 1Tesla) are listed in Table 1. The samples, of about typically 10^{-3} mol were prepared from three different batches at SPEC-CEA (Saclay, France) (see the supplementary information), then compacted into right cylinders of 6mm diameter and 6 mm height, and annealed under controlled atmosphere to obtain different oxygen contents. Upon decreasing the oxygen concentration in the sample and therefore the carrier concentration,

the T_C of the superconducting samples was varied from 90.7 K down to 30.7 K, and three samples were made non superconducting.

The samples were placed into a Quantum Design MPMS5 SQUID susceptometer and their magnetisation was measured from below T_C to 400 K, under a magnetic field of 1T.

In order to achieve the desired accuracy (besides choosing the maximum volume for the samples), the average of nine measurements was taken at each temperature with either 1K or 2K interval steps. A special check was performed on a YBCO7.00 disc in order to measure the thermal diffusivity within the sample using the photothermal "mirage effect". This yielded a time constant of less than 10 s for our samples, compatible with the average rate of warming of $6.10^{-3}K.s^{-1}$. In general, the reproducibility over 5 to 10 runs of the magnetisation measurements over warming or cooling could reach than $10^{-7}emu$ or equivalently $10^{-8}\mu_B$ per copper atom, however some constant shift of the magnetisation (of about $10^{-6}emu$) of unknown origin occurred at times, without affecting the *temperature derivative* of the magnetisation, on which we focus in this Letter.

The susceptibilities are shown on Figure 1 for a selected set of samples. For the nearly optimally doped samples (x=7.00), the susceptibility above T_C is almost constant in temperature, evocative of a Pauli contribution. However, a small Curie contribution attributable to parasitic phases is present, which we will discuss later.

As shown in Figure 1 the underdoped non superconducting samples exhibit a susceptibility first decreasing with temperature, corresponding to a Curie contribution and then increasing at high temperature. All the underdoped *superconducting* samples exhibit a negative susceptibility increasing at very low temperature, corresponding to the diamagnetism of the superconducting state, then decreasing due to some Curie contribution and then increasing again at high temperatures. The Curie term is found to vary slightly from batch to batch and to increase with underdoping. It is consistent with early observation from Johnston and coworkers [14] [15], where it is ascribed to the presence of free Cu ions. The (uncorrected) susceptibility at 300K decreases with decreasing oxygen content, due to the loss of carriers (See the inset of Fig. 1) [14] [15].

The level of accuracy of the measurements ($10^{-7}emu$ for a signal of $10^{-3}emu$ at 1 T) allows to perform a more detailed analysis. In order to search for any accident on these apparently smoothly varying curves, we have taken the derivative of these curves with respect to temperature and the result is shown for a set of samples in Figure 2. The derivative is

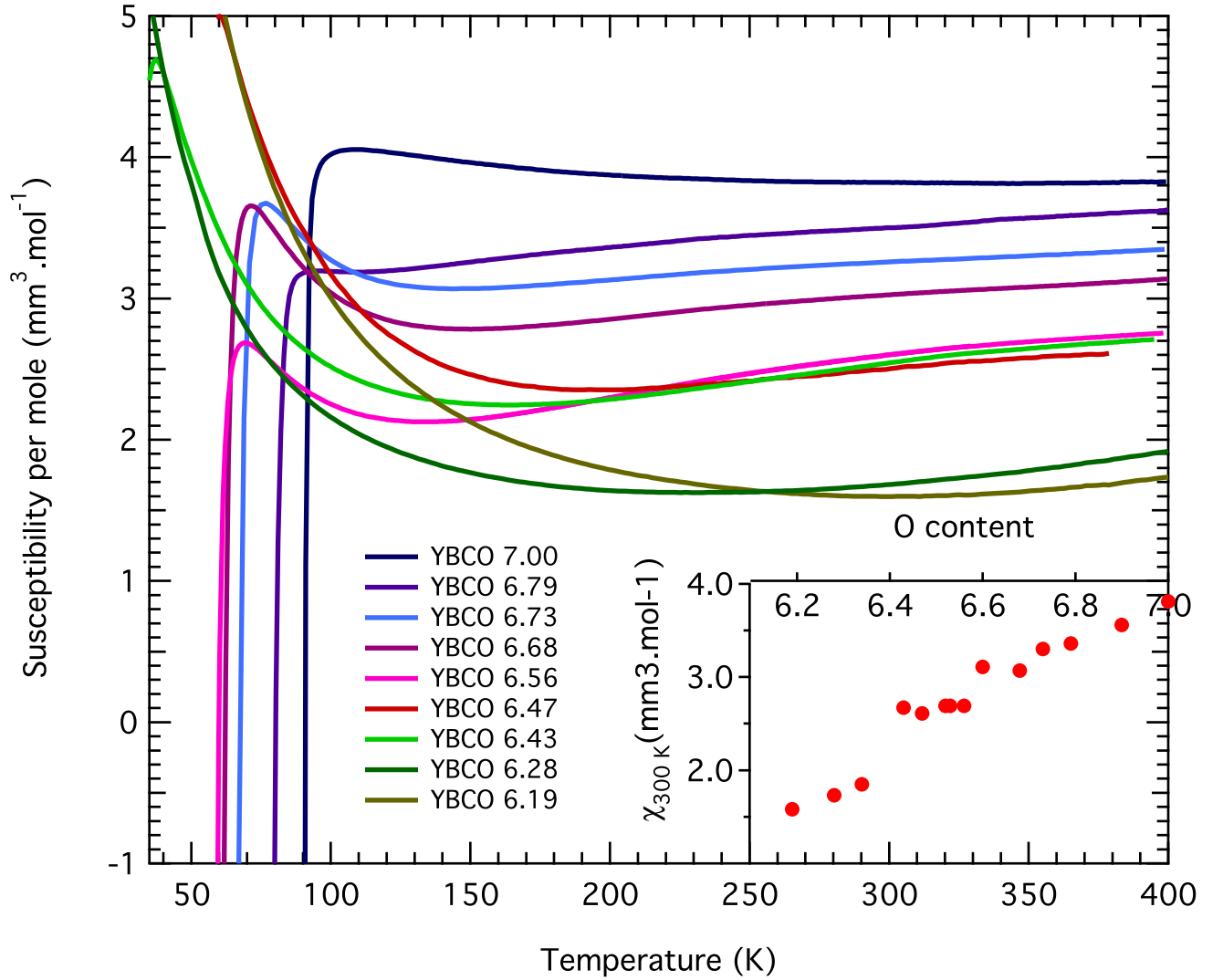


FIG. 1: Susceptibility measured under 1 T as a function of temperature for a set of samples. Inset: Susceptibility measured at 300K under 1 T as a function of oxygen content x .

taken as the $\frac{\Delta M}{\Delta T}$ variation over an interval of either 1, 2 or 3K, and is centered at the midpoint.

For the non-superconducting samples (YBCO 6.19, YBCO 6.28 and YBCO 6.34), the derivative of the susceptibility continuously increases with no singular point in our range of temperatures. (See for example sample YBCO 6.19 in Figure 2). However, we discovered a singular point in the derivative of the susceptibility in every *underdoped* superconducting sample (for $6.43 < x < 6.79$) at a given temperature $T_1(x)$, x being the oxygen content. This is illustrated in Figure 2 for sample YBCO 6.52 and sample YBCO 6.79 (where the

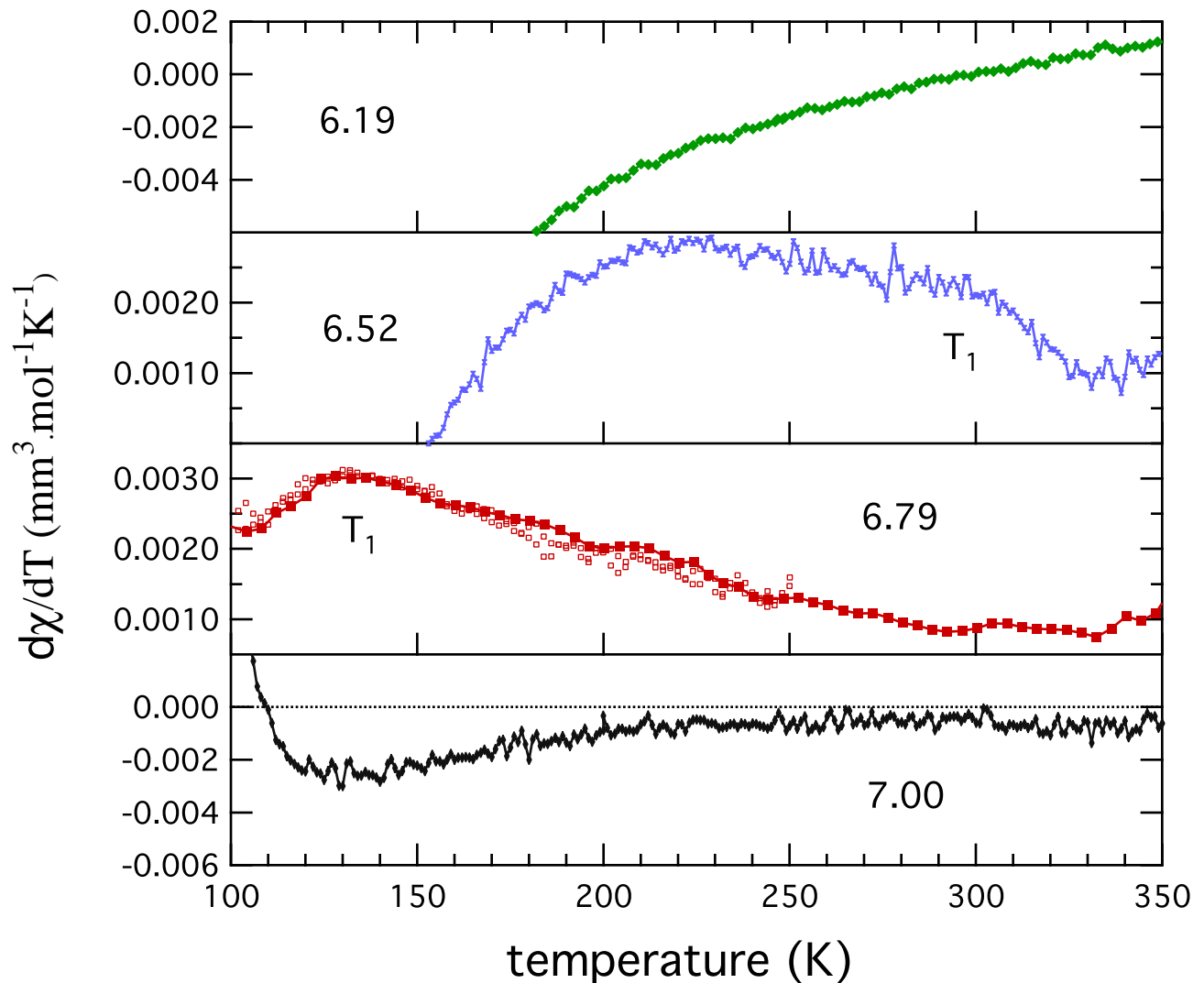


FIG. 2: Derivative of the susceptibility of four different samples with oxygen contents $x = 6.19$ (one run), $x = 6.52$ (one run), $x = 6.79$ (three runs) and $x = 7.00$ (one run)

singularity is somewhat less sharp), in Figure 3 for sample YBCO 6.68 and in Figure 4 for sample YBCO 6.43.

This singular point consists in a change in the slope of the susceptibility at T_1 which is visible for example on the susceptibility itself of sample YBCO 6.68 (See Fig. 3a) at about $226K \pm 2K$, and even clearer in YBCO 6.43 at about $312K \pm 2K$ (see Fig. 4a). This translates into a downward step in the derivative of the susceptibility, whose height is found to be of the order of $10^{-3}mm^3.mol^{-1}.K^{-1}$ (see Fig. 3b and 4b). We take for T_1 the temperature at which the *derivative* of the susceptibility is lowered and a cusp is visible.

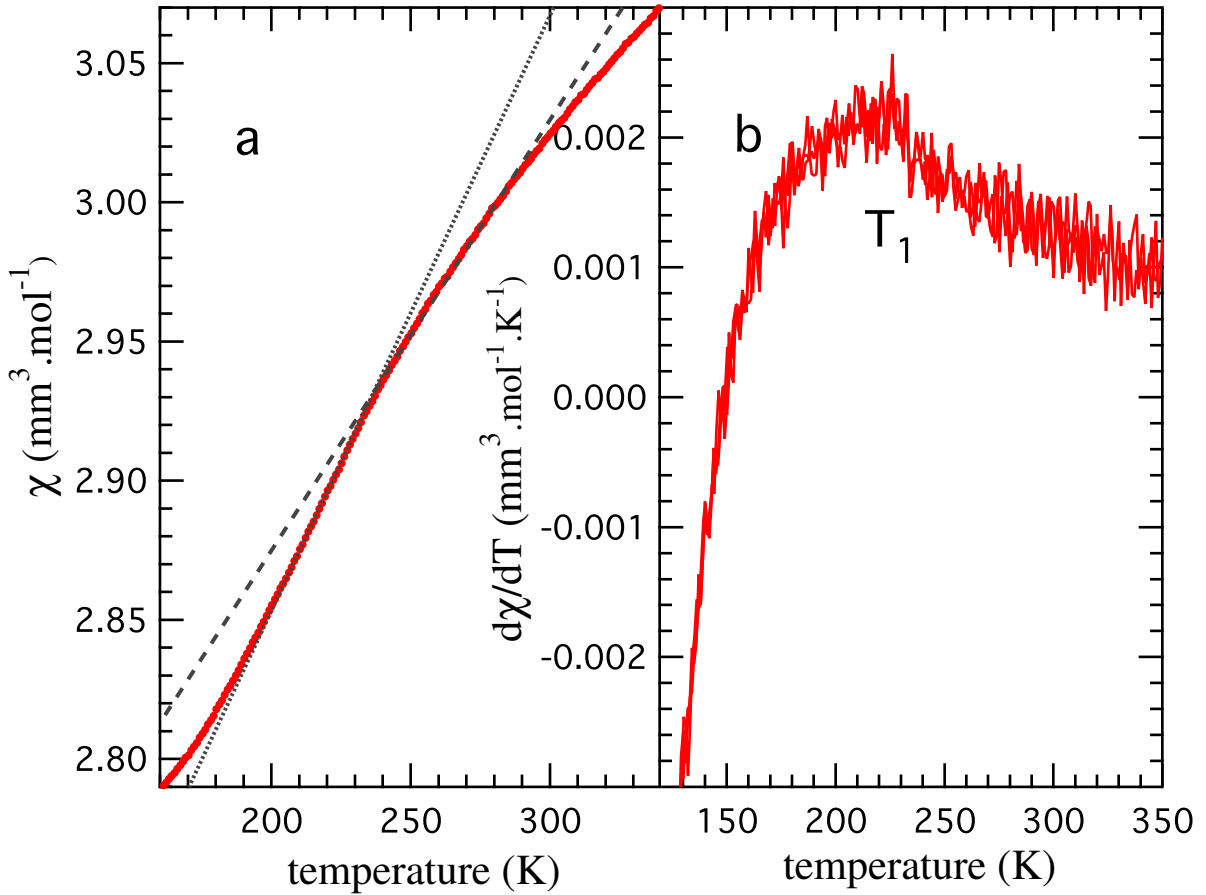


FIG. 3: a) Enlarged view of the susceptibility of sample YBCO 6.68 as a function of temperature. The grey lines are some tangents to the curve at and above the anomalous point. b) Derivative of the susceptibility with temperature for sample YBCO 6.68 showing an anomaly at $T = 226K \pm 2K$. (Three different runs are superimposed.)

At temperatures larger than T_1 , for all the underdoped samples, the susceptibility varies slowly, up to our maximum temperature of 400 K. The susceptibilities of the four nearly optimally doped samples YBCO 7.00B1 , YBCO 7.00B2, YBCO 7.00B3 and YBCO 6.90 do not exhibit such a singular point at least within our level of accuracy ($\pm 10^{-7} emu.K^{-1}$).

In view of the small size of this effect, it is essential to check that this singular point is not related to the presence of parasitic phases at small concentration that are always present. The Y_2BaCuO_5 "green phase" was therefore checked quantitatively with EPR identification. This yielded a level of about only 0.1% mole, which is not consistent with the amplitude of

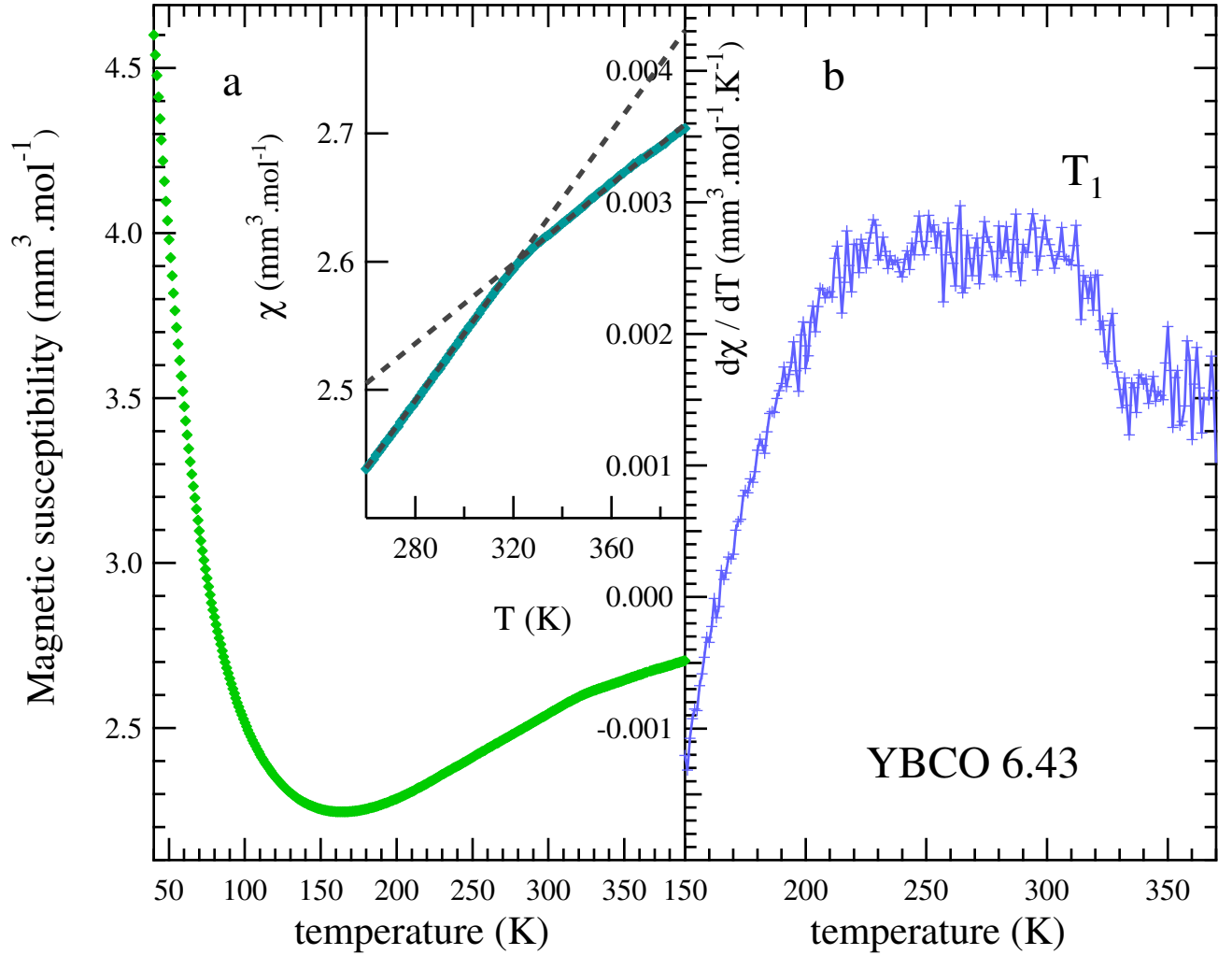


FIG. 4: a) Susceptibility of sample YBCO6.43 as a function of temperature. Inset: enlarged view of the experimental data between 260K and 390 K. The grey dashed lines are a guide for the eye. b) Derivative of the susceptibility. The singular point in the derivative is for $T_1 = 312K \pm 2K$, and is at slightly lower temperature than the intersection of the grey lines in 4a.

the Curie term found in the optimally doped samples. This Curie term is indeed consistent with the presence of a few part per thousands of $BaCuO_2$ (namely $Ba_{48}Cu_{48}O_{96}$) for which the apparent ferromagnetic Weiss temperature is of $+40K$ in the range 150-300 K, as observed here and whose susceptibility is known to be featureless in this range [16]. The presence of CuO was checked by XRD to be less than 1%, thus making impossible for us the detection of the slope discontinuity of the susceptibility at $T_N^{CuO} = 230K$ [17]. A special run carried out

TABLE I: Summary of the results for different samples.

Sample name	Oxygen content	$T_C(K)$	$T_1(K)$	χ_{300K} (uncorr.)	$\frac{T_1}{\chi} \frac{d\chi}{dT} _{T_1}$ (unc.)	comment
	± 0.01	± 1 K		$(mm^3.mol^{-1})$		
YBCO6.19	6.19	-	-	1.58		batch 3, no singularity
YBCO6.28	6.28	-	-	1.73		batch 3, no singularity
YBCO6.34	6.34	-	-	1.85		batch 3, no singularity
YBCO6.43	6.43	30.7	$312 \pm 2K$	2.67	0.31	batch 3
YBCO6.47	6.47	45	$317 \pm 4K$	2.61	0.22	batch 1
YBCO6.52	6.52	55.1	$298 \pm 2K$	2.69	0.27	batch 3
YBCO6.53	6.53	57.5	$315 \pm 5K$	2.69	0.28	batch 2
YBCO6.56	6.56	59.8	$312 \pm 2K$	2.69	0.26	batch 2
YBCO6.60	6.60	60.8	$238 \pm 6K$	3.11	0.19	batch 1
YBCO6.68	6.68	62.2	$226 \pm 2K$	3.07	0.18	batch 1
YBCO6.73	6.73	67.5	$212 \pm 6K$	3.30	0.13	batch 1
YBCO6.79	6.79	80.0	$133 \pm 6K$	3.36	0.15	batch 3, less sharp
YBCO6.90	6.90	90.9	-	3.56		batch 3, no singularity
YBCO7.00b1	7.00	90.7	-	3.95		batch 1, no singularity
YBCO7.00b2	7.00	90.7	-	3.94		batch 2, no singularity
YBCO7.00b3	7.00	90.6	-	3.81		batch 3, no singularity

on a pure CuO sample that had received the same oxygen treatment as the one necessary to make an underdoped YBCO sample with $x = 6.43$ did not show any measureable change of T_N^{CuO} . Therefore none of these well characterized phases can account for the anomalies in the derivative of the susceptibility at T_1 .

It was also observed, for all the samples issued from batch 3, that at low magnetic field a well defined, irreversible in temperature, magnetisation step-like feature of variable amplitude (typically 10^{-6} emu) occurred at 338K. This very small contribution is attributed to the presence of an hitherto unspecified magnetic phase extrinsic to YBCO. Since only batch 3 is concerned, this phase can not be responsible for the anomalies at T_1 .

Finally, systematic measurements of the magnetisation as a function of field in the full range of field and temperature available yielded an overwhelming linear field dependence

superimposed over a small S-shaped hysteresis cycle saturating above 2 kgauss. This cycle, observed in all batches has a width of 300 gauss at 150 K and its saturation magnetisation decreases by 10% between 300K and 400 K. The amplitude of the magnetic moment associated to this cycle, for which we have no definite explanation, is about $10^{-2}emu/mol$. Such cycles were previously reported [18] but the variation in the magnetic moment amplitude observed from batch to batch rules out any intrinsic origin. More recently, Xia et al. [19] have observed through polar Kerr effect measurements a rotation of the polarization of light attributed to a magnetic moment below a temperature T_S . We have performed the same field training procedure as the authors of ref [19]. We observe on sample YBCO6.60 a difference of magnetisation measured under 100 gauss between the $+3T$ and the $-3T$ preparation of about $10^{-7}\mu_B/Cu$. This difference of magnetisation is observed to be temperature independent between 100K and 300K at better than $10^{-8}\mu_B/Cu$. In similar samples, Xia et al [19] find $T_S \sim 160K$, which means that their signal has to correspond to a magnetization of less than $10^{-8}\mu_B$ per YBCO copper atom, in order to be consistent with our data.

The temperature T_1 is plotted on Figure 5 (blue down triangles) as well as T_C (red dots) and the temperatures T_{mag} obtained by Fauqué and coworkers [11] (green dots) and by Mook and coworkers [12] (blue open square). T_1 is found to increase with underdoping and shows a remarkable agreement with T_{mag} . This seems to establish a relationship between the anomalous character of the thermodynamic quantity $\frac{d\chi}{dT}$ and the symmetry breaking evidenced by polarized neutron experiments.

In order to establish a relationship between the uniform magnetisation measured in this experiment and the staggered magnetisation evidenced by Fauqué [11], one way is to assume that the staggered magnetisation is coupled in second order to the uniform magnetisation in a way similar to that of an antiferromagnet. A mean field calculation [20] then gives an estimate for the quantity $\frac{T_1}{\chi} \frac{d\chi}{dT} \sim 1$ just below T_1 in the presence of staggered magnetisation. The corresponding value measured in the experiments is typically 0.15-0.3 in dimensionless units (see Table 1), which we consider as a rather satisfactory agreement in view of the fact that the contribution of the (uncorrected) Curie like terms gives a negative value for this quantity.

No evidence for a discontinuity in the specific heat in the underdoped regime of $YBa_2Cu_3O_{6+x}$ has been reported to date in the literature, however the observed magnetic moments [11] [12] are of the order $0.1\mu_B/Cu$, which should lead to a sizeable change of

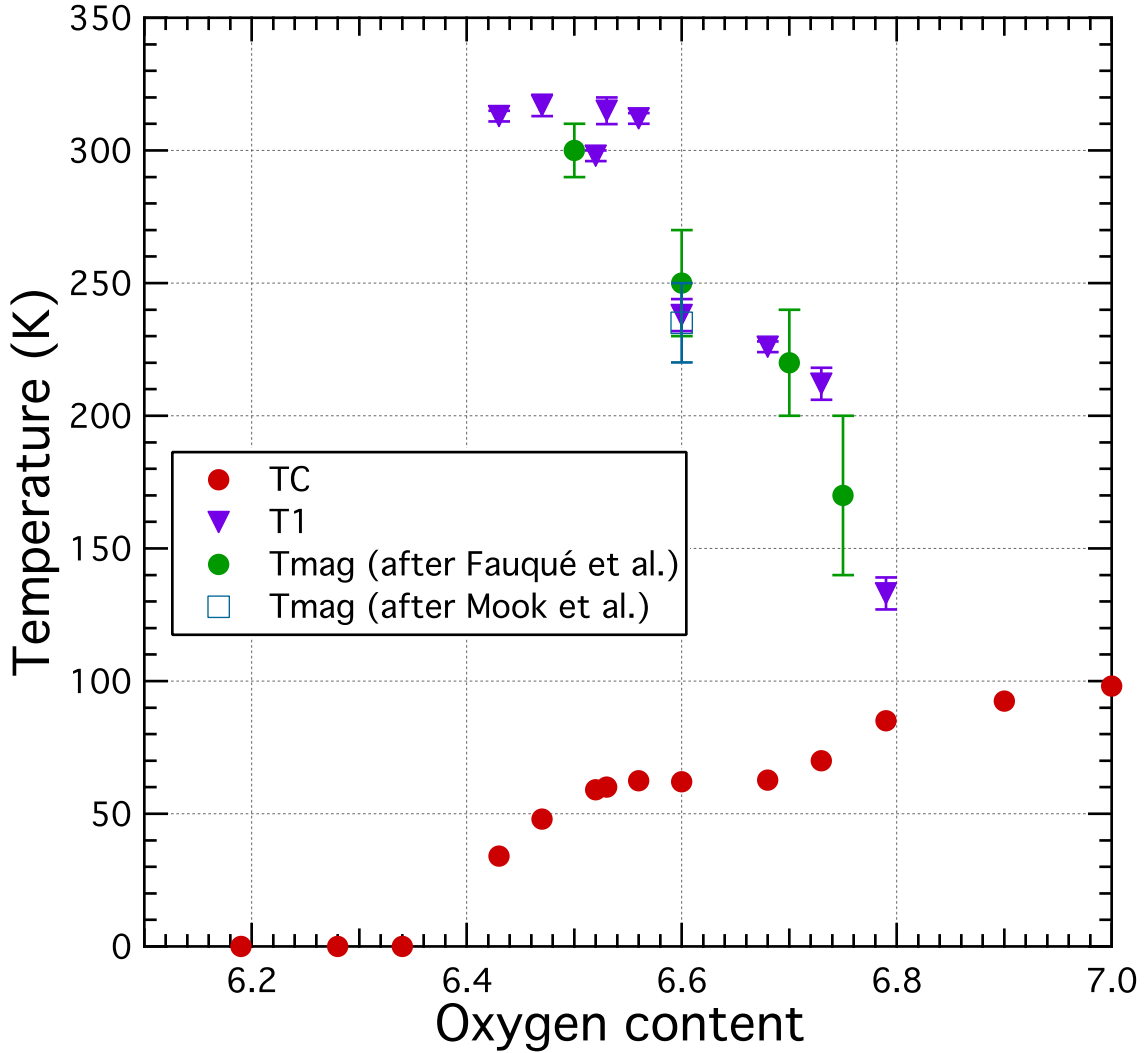


FIG. 5: Phase diagram of the underdoped YBCO samples. Red dots: Critical temperature T_C ; down blue triangles T_1 deduced from the position of the non-analytic point in the derivative; Green dots with error bars T_{mag} after Fauqué et al.[11]; blue open square with error bar, T_{mag} after Mook et al [12].

entropy. In this respect, one should note that in the case of the antiferromagnetic transition of La_2CuO_4 at 240 K, Sun et al. [21] have found no evidence for a specific anomaly at the transition in spite of a spectacular increase of the susceptibility, due to the very weak entropy variation involved in the 3D spin ordering. A more fundamental explanation might be that the staggered magnetic moments evidenced by Fauqué and coworkers [11] are pre-

dicted to be described by an Ashkin-Teller model [22] [23] [20]. For a range of parameters in such a model, the specific heat is not expected to have any singular behaviour, although the susceptibility to an external magnetic field is singular [22].

The present evidence of an apparently non-analytic variation of the temperature derivative of the susceptibility of $YBa_2Cu_3O_{7+d}$ within the pseudogap temperature range appears in direct contradiction with an essentially "featureless" crossover regime predicted by several models [6] [7]. The overall agreement for the temperature of this susceptibility anomaly with that of the onset of staggered magnetisation points out towards a phase transition whose order parameter is weakly coupled to the external magnetic field. Since our present work is based on ceramic samples, a search for the corresponding (and possibly anisotropic) susceptibility anomalies in single crystals appears as a further test of the present findings.

Acknowledgements We gratefully acknowledge the following persons for stimulating discussions or experimental collaboration: V. Aji, Ph. Bourges, B. Fauqué, D. Fournier, W. Rischau, A. Shekhter, Ch. Simon and C.M. Varma.

-
- [1] H. Alloul, T. Ohno, and P. Mendels, Phys. Rev. Lett. **63**, 16 (1989).
 - [2] H. Ding, Nature **382**, 51 (1996).
 - [3] D. S. Marshall, D. S. Dessau, A. G. Loeser, C.-H. Park, A. Y. Matsuura, J. N. Eckstein, I. Bozovic, P. Fournier, A. Kapitulnik, W. E. Spicer, et al., Phys. Rev. Lett. **76**, 4841 (1996).
 - [4] C. Renner, B. Revaz, J.-Y. Genoud, K. Kadowaki, and O. Fischer, Phys. Rev. Lett. **80**, 149 (1998).
 - [5] C. Homes, T. Timusk, R. Liang, D. Bonn, and W. R. Hardy, Phys. Rev. Letters **71**, 1645 (1993).
 - [6] P. W. Anderson, Science **235**, 1196 (1987).
 - [7] V. Emery and S. Kivelson, Nature **374**, 434 (1995).
 - [8] C.M.Varma, Phys. Rev. B **55**, 14554 (1997).
 - [9] C.M.Varma, Phys. Rev. Letters **83**, 3538 (1999).
 - [10] C.M.Varma, Phys. Rev. B **73**, 155113 (2006).
 - [11] B. Fauque, Phys. Rev. Letters **96**, 197001 (2006).
 - [12] H. A. Mook, Y. Sidis, B. Fauqué, V. Balédent, and P. Bourges, Cond. Mat **08023620** (2008).

- [13] A. Kaminski, S. Rosenkranz, H. M. Fretwell, J. C. Campuzano, Z. Li, H. Raffy, W. G. Cullen, H. You, C. G. Olsonk, C. M. Varma, et al., *Nature* **416**, 610 (2002).
- [14] J. Tranquada, A. Moudden, A. Goldman, P. Zolliker, D. Cox, G. Shirane, S. Sihha, D. Vaknin, D. Johnston, M. S. Alvarez, et al., *Phys. Rev. B* **38**, 2477 (1988).
- [15] D. Johnston, S. Sinha, A. Jacobson, and J. Newsam, *Physica C* **153**, 572 (1988).
- [16] Z. Wand, D. Jonhston, L. Miller, and D. Vaknin, *Phys. Rev. B* **52**, 10 (1995).
- [17] D. Laurie, J. Franck, and C.-T. Lin, *Physica C* **297**, 59 (1998).
- [18] C. Panagopoulos, M. Majoros, T. Nishizaki, and H. Iwasaki, *Phys. Rev. Lett.* **96**, 047002 (2006).
- [19] J. Xia, E. Schemm, G. Deutscher, S. A. Kivelson, D. A. Bonn, W. N. Hardy, R. Liang, W. Siemons, G. Koster, M. M. Fejer, et al., *Phys. Rev. Lett.* **100**, 127002 (2008).
- [20] M. S. Grønleth, T. B. Nilssen, E. K. Dahl, C. M. Varma, and A. Sudbø, in preparation (2008).
- [21] K. Sun, J. Cho, F. Chou, W. Lee, L. Miller, D. Johnston, Y. Hidaka, and T. Murakami, *Phys. Rev. B* **43**, 239 (1990).
- [22] R. Baxter, *Exactly Solved Models in Statistical Mechanics* (Academic Press, 1982).
- [23] V. Aji and C. M. Varma, *Phys. Rev. Lett.* **99**, 167003 (2007).