

EQUALITY OF MULTIPLICITY FREE SKEW CHARACTERS

CHRISTIAN GUTSCHWAGER

ABSTRACT. In this paper we show that two skew diagrams λ/μ and α/β can represent the same multiplicity free skew character $[\lambda/\mu] = [\alpha/\beta]$ only in the trivial cases when λ/μ and α/β are the same up to translation or rotation or if $\lambda = \alpha$ is a staircase partition $\lambda = (l, l-1, \dots, 2, 1)$ and λ/μ and α/β are conjugate of each other.

1. INTRODUCTION

The question under which circumstances two different skew diagrams λ/μ and α/β give rise to the same skew character $[\lambda/\mu] = [\alpha/\beta]$ has lately received much attention and is by [Gut1, Theorem 4.2] equivalent to the question under which circumstances two products of Schubert classes $\sigma_{\alpha_1} \cdot \sigma_{\alpha_2}$ and $\sigma_{\beta_1} \cdot \sigma_{\beta_2}$ are equal.

Trivial cases for equality of skew characters $[\lambda/\mu] = [\alpha/\beta]$ are given if the skew diagrams λ/μ and α/β are the same up to translation or rotation.

In [RSW] and later in [MW] a method for constructing skew diagrams with nontrivial equality of their corresponding skew characters was presented. The fact that for a staircase partition $\lambda = (l, l-1, \dots, 2, 1)$ the skew diagram λ/μ and its conjugate $(\lambda/\mu)'$ give rise to the same skew character was proved in [RSW, Theorem 7.32].

On the other hand new necessary conditions for two skew diagrams λ/μ and α/β to give rise to the same skew character have been given recently in [McN], [Gut2] and [Gut3].

In [Gut1] we classified the skew diagrams λ/μ whose corresponding skew character $[\lambda/\mu]$ is multiplicity free which means that in the decomposition $[\lambda/\mu] = \sum c(\lambda; \nu, \mu)[\nu]$ all coefficients $c(\lambda; \nu, \mu)$ are either 0 oder 1.

Using algebraic arguments Reiner et al. showed in [RSW] that equality of $[\lambda/\mu] = [\alpha/\beta]$ when λ/μ decays into partitions is only possible in the trivial cases.

We will examine in this paper the case when λ/μ and α/β are connected skew diagrams and $[\lambda/\mu] = [\alpha/\beta]$ is multiplicity free. We will see that the only nontrivial case for $[\lambda/\mu] = [\alpha/\beta]$ is when $\lambda = \alpha$ is a staircase partition and additionally $\lambda/\mu = (\alpha/\beta)'$.

2. NOTATION AND LITTLEWOOD-RICHARDSON-SYMMETRIES

We mostly follow the standard notation in [Sag]. A partition $\lambda = (\lambda_1, \lambda_2, \dots, \lambda_l)$ is a weakly decreasing sequence of non-negative integers, λ_i called the parts of λ . For the length we write $l(\lambda) = l$ and the sum $|\lambda| = \sum_i \lambda_i$. With a partition λ we associate a diagram, which we also denote by λ , containing λ_i left-justified boxes

2000 *Mathematics Subject Classification.* 05E05, 05E10, 14M15, 20C30.

Key words and phrases. Equality, skew characters, symmetric group, skew Schur functions, Schubert Calculus.

in the i -th row and we use matrix-style coordinates to refer to the boxes. We will mostly use the short notation $\lambda = (\lambda_1^{l_1}, \lambda_2^{l_2}, \dots)$ which means that we have in λ l_1 times the part λ_1 , l_2 times the part λ_2 and so forth.

Definition 2.1. *We will call a partition λ with n different parts a $dp = n$ partition or write $dp(\lambda) = n$.*

On the set of partitions we define the lexicographic order in the following way. For two partitions λ, μ , we say $\lambda < \mu$ if there is an i with $\lambda_i < \mu_i$ and for $j < i$ we have $\lambda_j = \mu_j$.

The conjugate λ' of λ is the diagram which has λ_i boxes in the i -th column.

For $\mu \subseteq \lambda$ we define the skew diagram λ/μ as the difference of the diagrams λ and μ defined as the difference of the set of the boxes. Rotation of λ/μ by 180° yields a skew diagram $(\lambda/\mu)^\circ$ which is well defined up to translation. A skew tableau T is a skew diagram in which positive integers are written into the boxes. We refer with $T(i, j)$ to the entry in box (i, j) . A semistandard tableau of shape λ/μ is a filling of λ/μ with positive integers such that the following expressions hold for all (i, j) for which they are defined: $T(i, j) < T(i+1, j)$ and $T(i, j) \leq T(i, j+1)$. The content of a semistandard tableau T is $\nu = (\nu_1, \dots)$ if the number of occurrences of the entry i in T is ν_i . The reverse row word of a tableau T is the sequence obtained by reading the entries of T from right to left and top to bottom starting at the first row. Such a sequence is said to be a lattice word if for all $i, n \geq 1$ the number of occurrences of i among the first n terms is at least the number of occurrences of $i+1$ among these terms. The Littlewood-Richardson (LR-) coefficient $c(\lambda; \mu, \nu)$ equals the number of semistandard tableaux of shape λ/μ with content ν such that the reverse row word is a lattice word. We will call those tableaux LR-tableaux. The LR-coefficients play an important role in different contexts (see [Sag]).

The irreducible characters $[\lambda]$ of the symmetric group S_n are naturally labeled by partitions $\lambda \vdash n$. The skew character $[\lambda/\mu]$ to a skew diagram λ/μ is defined by the LR-coefficients:

$$[\lambda/\mu] = \sum_{\nu} c(\lambda; \mu, \nu) [\nu]$$

There are many known symmetries of the LR-coefficients (see [Sag]).

We have that $c(\lambda; \mu, \nu) = c(\lambda; \nu, \mu)$. The translation symmetry gives $[\lambda/\mu] = [\alpha/\beta]$ if the skew diagrams of λ/μ and α/β are the same up to translation while rotation symmetry gives $[(\lambda/\mu)^\circ] = [\lambda/\mu]$. Another well known symmetry is the conjugation symmetry $c(\lambda'; \mu', \nu') = c(\lambda; \mu, \nu)$.

We say that a skew diagram \mathcal{D} decays into the disconnected skew diagrams \mathcal{A} and \mathcal{B} if no box of \mathcal{A} (viewed as boxes in \mathcal{D}) is in the same row or column as a box of \mathcal{B} . We write $\mathcal{D} = \mathcal{A} \otimes \mathcal{B}$ if \mathcal{D} decays into \mathcal{A} and \mathcal{B} . A skew diagram is connected if it does not decay.

A skew character whose skew diagram \mathcal{D} decays into disconnected (skew) diagrams \mathcal{A}, \mathcal{B} is equivalent to the product of the characters of the disconnected diagrams induced to a larger symmetric group. We have

$$[\mathcal{D}] = ([\mathcal{A}] \times [\mathcal{B}]) \uparrow_{S_n \times S_m}^{S_{n+m}} =: [\mathcal{A}] \otimes [\mathcal{B}]$$

with $|\mathcal{A}| = n, |\mathcal{B}| = m$. If $\mathcal{D} = \lambda/\mu$ and \mathcal{A}, \mathcal{B} are proper partitions α, β we have:

$$[\lambda/\mu] = \sum_{\nu} c(\lambda; \mu, \nu) [\nu] = \sum_{\nu} c(\nu; \alpha, \beta) [\nu] = [\alpha] \otimes [\beta]$$

The product of two Schubert classes $\sigma_\alpha, \sigma_\beta$ in the cohomology ring $H^*(Gr(l, \mathbb{C}^n), \mathbb{Z})$ of the Grassmannian $Gr(l, \mathbb{C}^n)$ of l -dimensional subspaces of \mathbb{C}^n is given by:

$$\sigma_\alpha \cdot \sigma_\beta = \sum_{\nu \subseteq ((n-l)^l)} c(\nu; \alpha, \beta) \sigma_\nu$$

In [Gut1, Section4] we established a close connection between the Schubert product and skew characters. To use this relation later on we define the Schubert product for characters in the obvious way as a restriction of the ordinary product:

$$[\alpha] \star_{(k^l)} [\beta] := \sum_{\nu \subseteq (k^l)} c(\nu; \alpha, \beta) [\nu]$$

Since translation of λ/μ does not change the corresponding skew character, we may assume that $\mu_i < \lambda_i$, $\mu_i \leq \lambda_{i+1}$ for each $1 \leq i \leq l(\lambda)$, which means that λ/μ doesn't have empty rows or columns. We call such a skew diagram a basic skew diagram.

For a basic skew diagram λ/μ we define two lattice paths from the lower left corner to the upper right corner. The outer lattice path starts to the right, follows the shape of λ and ends upwards in the corner, while the inner lattice path starts upwards, follows the shape of μ and ends with a segment to the right. With s_{in} we refer to the length of the shortest straight segment of the inner lattice path while s_{out} is the length of the shortest straight segment of the outer lattice path.

In [Gut1, Theorem 3.8] we classified the multiplicity free skew characters.

Theorem 2.2 ([Gut1, Theorem 3.8]). *Let λ/μ be a basic skew diagram. Then $[\lambda/\mu]$ is multiplicity free if and only if up to rotation of λ/μ μ is a rectangle and additionally one of the following conditions holds:*

- (1) $s_{in} = 1$
- (2) $s_{in} = 2$ and λ is a $dp = 3$ partition
- (3) λ is a $dp = 3$ partition and $s_{out} = 1$
- (4) λ is a $dp = 2$ partition

3. EQUALITY OF SKEW CHARACTERS

3.1. Notation and Preliminary. In this section we prove that two connected skew diagrams $\lambda/\mu, \alpha/\beta$ which give rise to the same multiplicity free skew character have (up to translation or rotation) to be the same or both λ and α are the same staircase partition $\lambda = \alpha = (n, n-1, n-2, \dots, 2, 1)$ and additionally μ is the conjugate of β : $\mu = \beta'$.

Reiner et al. proofed in [RSW, Section 6] the following, using the Jacobi-Trudi determinant but no LR combinatorics:

Lemma 3.1 ([RSW, Section 6]). *Let \mathcal{A}^1 and \mathcal{A}^2 be skew diagrams and \mathcal{A}^1 decay into partitions. Let $[\mathcal{A}^1] = [\mathcal{A}^2]$.*

Then the equality is trivial i.e. up to translation or rotation \mathcal{A}^1 and \mathcal{A}^2 are the same.

Here translation or rotation does not require the entire skew diagram to be translated or rotated but also includes the case when the partitions into which \mathcal{A}^1 decays are translated or rotated independent of each other.

We will use this lemma always to argue that $\mathcal{A}^1 = \gamma \otimes \delta$ with partitions γ, δ and $[\mathcal{A}^1] = [\mathcal{A}^2]$ requires $\mathcal{A}^2 = \gamma \otimes \delta$.

To exclude the trivial cases for $[\lambda/\mu] = [\alpha/\beta]$ we will in the following always assume that μ is a rectangle and both λ/μ and α/β are basic skew diagrams.

Furthermore we will use the following notation:

$\lambda = (\lambda_1^{l_1}, \lambda_2^{l_2}, \dots)$ with $l = l(\lambda) = \sum_i l_i$ and $\lambda_i > \lambda_{i+1}$, $\mu = (\mu_1^m)$,

$\alpha = (\alpha_1^{a_1}, \alpha_2^{a_2}, \dots)$ with $a = l(\alpha) = \sum_i a_i$ and $\alpha_i > \alpha_{i+1}$, $\beta = (\beta_1^b)$.

Before we begin with the proofs we state some additional facts.

It is known, that skew diagrams which give rise to the same skew character have to have the same parts and heights in the same quantity. This follows from the fact, that the LR tableau of the skew diagram \mathcal{A} obtained by filling every column

with the entries 1 to the height of the column (e.g. $\begin{array}{c} \boxed{1} \\ \boxed{1} \\ \boxed{2} \\ \boxed{1} \\ \boxed{2} \\ \boxed{3} \end{array}$) has as content ν

the lexicographic biggest partition whose corresponding character $[\nu]$ appears in the decomposition of $[\mathcal{A}]$. Clearly this is the partition obtained by reordering the heights of \mathcal{A} to form a partition. So skew diagrams which give rise to the same skew character have to have the same heights in the same quantity and by conjugation the same holds true for the parts.

In the following we will assume that $[\lambda/\mu] = [\alpha/\beta]$. Since we need the same number of rows and columns in λ/μ and α/β we need $\lambda_1 = \alpha_1$ and $a = l$ if we assume $[\lambda/\mu] = [\alpha/\beta]$.

If we remove from an LR tableau of shape λ/μ containing λ_1 1s all the boxes with 1s and replace every entry $i > 1$ by $i - 1$ we obtain an LR tableau of a shape which is obtained from λ/μ by removing the top box from every column. This gives us a $1 - 1$ relation between the characters $[\nu] \in [\lambda/\mu]$ with maximal first part $\nu_1 = \lambda_1$ and arbitrary characters $[\xi] \in [\hat{\lambda}/\mu]$ with $\hat{\lambda}/\mu$ the skew diagram obtained by removing the top boxes in every column of λ/μ so $\hat{\lambda} = (\lambda_1^{l_1-1}, \lambda_2^{l_2}, \dots)$ and the $1 - 1$ relation is given by $\xi_i = \nu_{i+1}$. So we have that when $[\lambda/\mu] = [\alpha/\beta]$ and we remove the top box of every column in λ/μ and α/β to obtain $\hat{\lambda}/\mu$ and $\hat{\alpha}/\beta$ then $[\hat{\lambda}/\mu] = [\hat{\alpha}/\beta]$. In most cases we remove the boxes until $\hat{\lambda}/\mu$ decays into two disconnected skew diagrams so that we can use Lemma 3.1.

By conjugation symmetry we have that when $[\lambda/\mu] = [\alpha/\beta]$ and we remove the left box in every row of λ/μ and α/β to obtain $\tilde{\lambda}/\mu$ resp. $\tilde{\alpha}/\beta$ then $[\tilde{\lambda}/\mu] = [\tilde{\alpha}/\beta]$.

If we say in the following that we remove l_j resp. λ_i boxes from the top resp. left of λ/μ we always mean that we remove in every column l_j resp. in every row λ_i boxes.

In [Gut1] we proved the following:

Theorem 3.2 ([Gut1, Theorem 4.2]). *Let μ, λ be partitions with $\mu \subseteq \lambda \subseteq (k^l)$ with some fixed integers k, l . Set $\lambda^{-1} = (k^l)/\lambda$.*

Then: The coefficient of $[\alpha]$ in $[\lambda/\mu]$ equals the coefficient of $[\alpha^{-1}] = [(k^l)/\alpha]$ in $[\mu] \star_{(k^l)} [\lambda^{-1}]$

For $k \geq \mu_1 + \nu_1, l \geq l(\mu) + l(\nu)$ the Schubert product $[\mu] \star_{(k^l)} [\nu]$ is the ordinary product $[\mu] \otimes [\nu]$.

Lemma 3.3. *Let $[\mathcal{A}^1] = [\mathcal{A}^2]$ with \mathcal{A}^1 being an arbitrary skew diagram $\mathcal{A}^1 = \gamma/\delta$ having a part γ_1 and a height $l(\gamma)$.*

Then $\mathcal{A}^1 = \mathcal{A}^2$ or $\mathcal{A}^1 = (\mathcal{A}^2)^\circ$

Proof. Since \mathcal{A}^1 and \mathcal{A}^2 have the same heights and parts we have also the part γ^1 and the height $l(\gamma)$ in \mathcal{A}^2 . The lemma follows now from Lemma 3.1 and Theorem 3.2. \square

3.2. Proofs. The proof is arranged as follows. We first prove that $[\lambda/\mu] = [\alpha/\beta]$ and $dp(\lambda) = 2$ requires $\lambda/\mu = \alpha/\beta$ or $\lambda/\mu = (\alpha/\beta)^\circ$. Next we prove that $[\lambda/\mu] = [\alpha/\beta]$ and $dp(\lambda) = 3$ requires $dp(\alpha) = 3$. Then we prove that $\lambda/\mu = \alpha/\beta$ is required if both λ and α are $dp = 3$ partitions and $[\lambda/\mu] = [\alpha/\beta]$.

Then we examine the cases when both λ and α have more than 3 different parts and $[\lambda/\mu] = [\alpha/\beta]$ is multiplicity free.

Theorem 3.4. *Let $[\lambda/\mu] = [\alpha/\beta]$ and λ be a $dp = 2$ partition.*

Then α is also a $dp = 2$ partition and $\alpha/\beta = \lambda/\mu$ or $\alpha/\beta = (\lambda/\mu)^\circ$.

Proof. We will assume that α has $n \geq 2$ different parts, $dp(\alpha) = n \geq 2$, and show first that $n = 2$

The case $\lambda_2 > \mu_1$ and $l_1 > m$ is covered by Lemma 3.3.

So we have either $\lambda_2 \leq \mu_1$ or $l_1 \leq m$. We cannot have both at the same time without λ/μ decaying into two disconnected rectangles. It is sufficient to examine only the case $l_1 \leq m, \lambda_2 > \mu_1$ since the other case follows then by conjugation symmetry.

So let $l_1 \leq m, \lambda_2 > \mu_1$. By comparing the heights of length l and the parts λ_1 in λ/μ and α/β we get $a_1 \leq b, \alpha_n > \beta_1$.

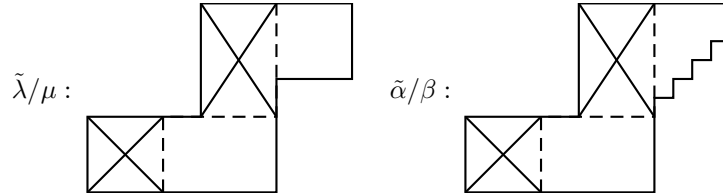
Since $\lambda_2 > \mu_1$ we have $\lambda_2 - \mu_1$ times the height l in λ/μ and so need $\lambda_2 - \mu_1 = \alpha_n - \beta_1$.

If we remove in λ/μ the left $\lambda_2 - \mu_1$ boxes the remaining skew diagram is:

$$\tilde{\lambda}/\mu = (\underbrace{(\lambda_1 - \mu_1 - (\lambda_2 - \mu_1))}_{=\lambda_1 - \lambda_2})^{l_1} \otimes (\underbrace{(\lambda_2 - \lambda_2 + \mu_1)}_{=\mu_1})^{l-m}$$

If we remove in α/β the left $\lambda_2 - \mu_1 = \alpha_n - \beta_1 < \alpha_n$ boxes the remaining skew diagram has to decay by Lemma 3.1 but decays only for $b \geq l - a_n$ and is then:

$$\tilde{\alpha}/\beta = ((\lambda_1 - \alpha_n)^{a_1}, (\alpha_2 - \alpha_n)^{a_2}, \dots, (\alpha_{n-1} - \alpha_n)^{a_{n-1}}) \otimes ((\beta_1)^{l-b})$$



By Lemma 3.1 $\tilde{\lambda}/\mu$ and $\tilde{\alpha}/\beta$ have to be related by translation or rotation if $[\tilde{\lambda}/\mu] = [\tilde{\alpha}/\beta]$ and so we have $[\lambda/\mu] \neq [\alpha/\beta]$ for $n \geq 3$.

For $n = 2$ we have:

$$\tilde{\alpha}/\beta = ((\lambda_1 - \alpha_2)^{a_1}) \otimes (\beta_1^{l-b})$$

By Lemma 3.1 we have either

$$(\lambda_1 - \lambda_2)^{l_1} = (\lambda_1 - \alpha_2)^{a_1} \quad \mu_1^{l-m} = \beta_1^{l-b}$$

or

$$(\lambda_1 - \lambda_2)^{l_1} = \beta_1^{l-b} \quad \mu_1^{l-m} = (\lambda_1 - \alpha_2)^{a_1}$$

In the first case we immediately get $\lambda/\mu = \alpha/\beta$.

In the second case we have

$$\lambda_1 - \lambda_2 = \beta_1 \quad \lambda_1 - \alpha_2 = \mu_1 \quad b = l - l_1 \quad l - a_1 = m$$

which means $\lambda/\mu = (\alpha/\beta)^\circ$. \square

Theorem 3.5. *Let λ be a $dp = 3$ partition and $[\lambda/\mu] = [\alpha/\beta]$. Then $dp(\alpha) = 3$.*

Proof. By Theorem 3.4 α cannot have only 2 different parts. So we will assume, that $dp(\alpha) = n \geq 4$ and show that we get contradictions.

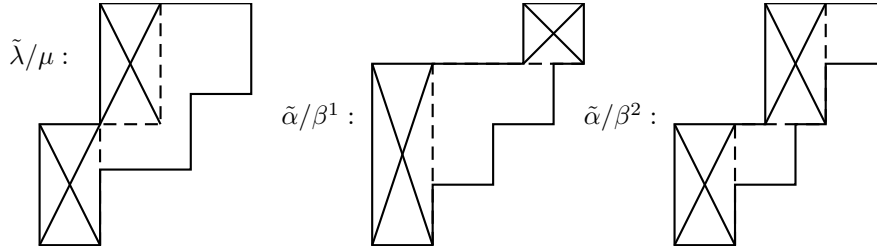
Let us first assume that $l_1 \leq m$ and $\lambda_3 \leq \mu_1$. Since we do not have parts λ_1 or heights l in λ/μ we also have $a_1 \leq b$ and $\alpha_n \leq \beta_1$.

For λ/μ to be connected we need $\lambda_2 > \mu_1$ and $l_1 + l_2 > m$

Suppose $\lambda_3 \leq \lambda_2 - \mu_1$ which then covers by conjugation symmetry also the case with $l_1 \leq l_1 + l_2 - m$.

If we remove in λ/μ λ_3 boxes from the left and in total $l \cdot \lambda_3$ boxes the remaining skew diagram is $((\lambda_1 - \lambda_3)^{l_1}, (\lambda_2 - \lambda_3)^{l_2})/\mu$ and is not a partition and decays (in the case $\lambda_2 - \mu_1 = \lambda_3$) only after λ_3 boxes from the left are removed and is connected if only $\lambda_3 - 1$ boxes are removed.

If we remove in α/β λ_3 boxes from the left the remaining skew diagram $\tilde{\alpha}/\beta$ has to be by Theorem 3.4 a $dp = 2$ partition with a rectangle removed. This cannot be obtained. The best we can obtain is the following. If we demand that $\tilde{\alpha}/\beta$ is a $dp = 2$ partition with or without another partition removed and demand that removing λ_3 boxes from the left removes in total $l \cdot \lambda_3$ boxes we need $n = 4$, $\alpha_4 = \lambda_3$ as well as either $b = a_1$, $\alpha_1 - \beta_1 - \lambda_3 = 0$ or $b = a_1 + a_2$, $\alpha_2 - \beta_1 - \lambda_3 = 0$ (The case $b = a_1 + a_2 + a_3$, $\alpha_3 - \beta_1 - \lambda_3 = 0$ can be excluded, because in this case either α/β decays or has a height l and). In both cases removing $\lambda_3 - 1$ boxes from α/β gives a decaying skew diagram.



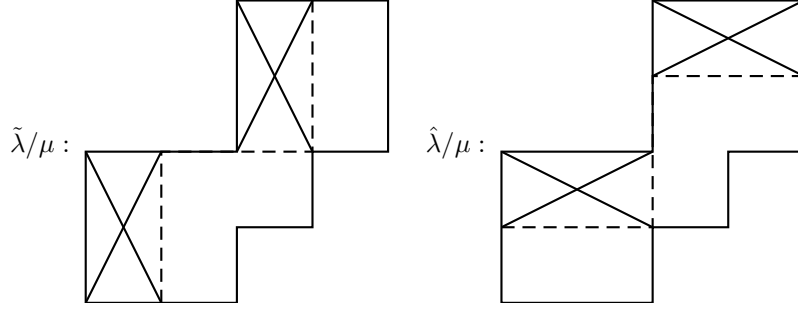
So let us now assume $\lambda_3 > \lambda_2 - \mu_1$ and $l_1 > l_1 + l_2 - m$.

If we remove in λ/μ $\lambda_2 - \mu_1$ boxes from the left and in total $l \cdot (\lambda_2 - \mu_1)$ boxes the remaining skew diagram $\tilde{\lambda}/\mu$ decays into a rectangle and a $dp = 2$ partition. If we remove only $\lambda_2 - \mu_1 - 1$ boxes the remaining skew diagram does not decay. We have:

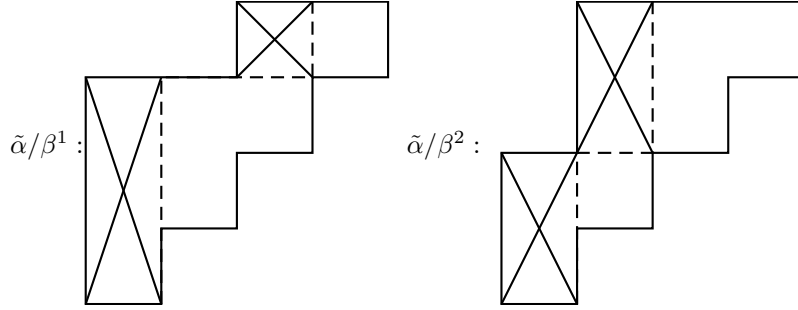
$$\tilde{\lambda}/\mu = ((\lambda_1 - \lambda_2)^{l_1}) \otimes (\mu_1^{l_1+l_2-m}, (\lambda_3 - \lambda_2 + \mu_1)^{l_3})$$

If we remove in λ/μ $l_1 + l_2 - m$ boxes from the top which are in total $\lambda_1 \cdot (l_1 + l_2 - m)$ boxes the remaining skew diagram $\hat{\lambda}/\mu$ decays also into a rectangle and a $dp = 2$ partition. Again removing only $l_1 + l_2 - m - 1$ boxes gives a connected skew diagram. We have:

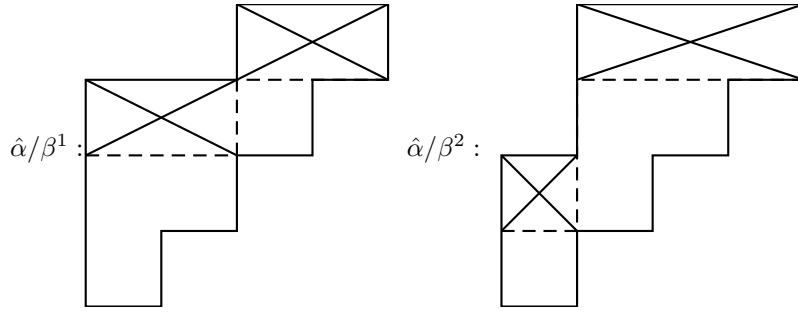
$$\hat{\lambda}/\mu = ((\lambda_1 - \mu_1)^{m-l_2}, (\lambda_2 - \mu_1)^{l_2}) \otimes (\lambda_3^{l_3})$$



If we remove in α/β $\lambda_2 - \mu_1$ boxes from the left the remaining skew diagram has also to decay into a rectangle and a $dp = 2$ partition. To obtain this and remove in total $l \cdot (\lambda_2 - \mu_1)$ boxes and also be in the situation that after removing $\lambda_2 - \mu_1 - 1$ boxes the remaining skew diagram $\tilde{\alpha}/\beta$ does not decay we need $n = 4$, $\alpha_4 = \lambda_2 - \mu_1$ as well as either $b = a_1$, $\alpha_2 - \beta_1 = \lambda_2 - \mu_1$ or $b = a_1 + a_2$, $\alpha_3 - \beta_1 = \lambda_2 - \mu_1$.



With the same reasoning the skew diagram $\hat{\alpha}/\beta$ obtained by removing $l_1 + l_2 - m$ boxes from the top of α/β must decay into a rectangle and a skew diagram and we need $n = 4$, $a_1 = l_1 + l_2 - m$ as well as either $\beta_1 = \alpha_3$, $a_1 + a_2 - b = l_1 + l_2 - m$ or $\beta_1 = \alpha_4$, $a_1 + a_2 + a_3 - b = l_1 + l_2 - m$.



By Lemma 3.1 the skew diagrams $\hat{\lambda}/\mu$ resp. $\tilde{\lambda}/\mu$ and $\hat{\alpha}/\beta$ resp. $\tilde{\alpha}/\beta$ have to decay into the same partitions. So we get the following:

For $b = a_1$, $\alpha_2 - \beta_1 = \lambda_2 - \mu_1$ we have:

$$\tilde{\alpha}/\beta = ((\lambda_1 - \alpha_2)^{a_1}) \otimes (\underbrace{(\alpha_2 - \lambda_2 + \mu_1)}_{=\beta_1})^{a_2}, (\alpha_3 - \lambda_2 + \mu_1)^{a_3})$$

This gives:

$$(3.1) \quad \lambda_2 = \alpha_2 \quad \beta_1 = \mu_1$$

For $\underline{b = a_1 + a_2, \alpha_3 - \beta_1 = \lambda_2 - \mu_1}$ we have:

$$\tilde{\alpha}/\beta = ((\lambda_1 - \beta_1 - \lambda_2 + \mu_1)^{a_1}, (\alpha_2 - \beta_1 - \lambda_2 + \mu_1)^{a_2}) \otimes ((\alpha_3 - \lambda_2 + \mu_1)^{a_3})$$

This gives:

$$(3.2) \quad \alpha_2 = \lambda_3 + \beta_1 \quad \alpha_3 = \lambda_1 - \mu_1$$

For $\underline{\beta_1 = \alpha_3, a_1 + a_2 - b = l_1 + l_2 - m}$ we have:

$$\hat{\alpha}/\beta = ((\alpha_2 - \beta_1)^{a_2}) \otimes (\alpha_3^{a_3}, \alpha_4^{a_4})$$

This gives:

$$(3.3) \quad \alpha_2 = \lambda_3$$

For $\underline{\beta_1 = \alpha_4, a_1 + a_2 + a_3 - b = l_1 + l_2 - m}$ we have:

$$\hat{\alpha}/\beta = ((\alpha_2 - \beta_1)^{a_2}, (\alpha_3 - \beta_1)^{a_3}) \otimes (\alpha_4^{a_4})$$

This gives:

$$(3.4) \quad \alpha_2 = \lambda_1 - \mu_1 + \beta_1 \quad \alpha_4 = \lambda_3$$

From equations 3.1 and 3.3 follows $\alpha_2 = \lambda_2 = \lambda_3$, but $\lambda_2 \neq \lambda_3$.

From equations 3.1 and 3.4 follows $\alpha_2 = \lambda_1 - \mu_1 + \beta_1 = \lambda_1$, but $\alpha_2 \neq \lambda_1 = \alpha_1$.

From equations 3.2 and 3.3 follows $\alpha_2 = \lambda_3 + \beta_1 = \lambda_3$, but $\beta_1 \neq 0$.

Form equations 3.2 and 3.4 follows $\alpha_2 = \alpha_4 + \beta_1 = \alpha_3 + \beta_1$, but $\alpha_4 \neq \alpha_3$.

These contradictions finish the case with $l_1 \leq m$ and $\lambda_3 \leq \mu_1$.

So now suppose that $\underline{l_1 > m}$ and $\underline{\lambda_3 \leq \mu_1}$. By conjugation symmetry this covers also the case $\underline{l_1 \leq m}$ and $\underline{\lambda_3 > \mu_1}$.

Since we have the part λ_1 $l_1 - m$ times in λ/μ we need $l_1 - m = a_1 - b$. Removing $l_1 - m$ boxes from the top of λ/μ gives a connected skew diagram $\hat{\lambda}/\mu$ for $\lambda_2 > \mu_1$ with

$$\hat{\lambda}/\mu = (\lambda_1^m, \lambda_2^{l_2}, \lambda_3^{l_3})/\mu$$

or a decaying skew diagram $\hat{\lambda}/\mu$ for $\lambda_2 \leq \mu_1$ with

$$\hat{\lambda}/\mu = ((\lambda_1 - \mu_1)^{l_1}) \otimes (\lambda_2^{l_2}, \lambda_3^{l_3})$$

For $\lambda_2 > \mu_1$ removing $l_1 - m = a_1 - b$ boxes from α/β must yield a connected skew diagram $\hat{\alpha}/\beta$ and we get:

$$\hat{\alpha}/\beta = (\alpha_1^b, \alpha_2^{a_2}, \alpha_3^{a_3}, \alpha_4^{a_4}, \dots)/\beta$$

Since we are now in the case with $l_1 \leq m$ and $\lambda_3 \leq \mu_1$ we can use the above and get $[\lambda/\mu] \neq [\alpha/\beta]$.

For $\lambda_2 \leq \mu_1$ removing $l_1 - m = a_1 - b$ boxes from α/β must yield a decaying skew diagram $\hat{\alpha}/\beta$ and we get:

$$\hat{\lambda}/\mu = ((\alpha_1 - \beta_1)^b) \otimes (\alpha_2^{a_2}, \alpha_3^{a_3}, \alpha_4^{a_4}, \dots)$$

Lemma 3.1 gives $[\lambda/\mu] \neq [\alpha/\beta]$.

The case $\underline{l_1 > m}$ and $\underline{\lambda_3 > \mu_1}$ is covered by Lemma 3.3.

□

Theorem 3.6. *Let λ, α be $dp = 3$ partitions and $[\lambda/\mu] = [\alpha/\beta]$.*

Then $\lambda/\mu = \alpha/\beta$.

Proof. Let us first assume $\underline{l_1 \leq m, \lambda_3 \leq \mu_1}$. Since we do not have heights l and parts λ_1 in λ/μ we also need $a_1 \leq b, \alpha_3 \leq \beta_1$.

For λ/μ to be connected we need $\lambda_2 > \mu_1, l_1 + l_2 > m$.

Suppose $\underline{l_1 > l_1 + l_2 - m}$ which by conjugation symmetry also covers the case $\underline{\lambda_3 > \lambda_2 - \mu_1}$.

Removing $l_1 + l_2 - m$ boxes from the top of λ/μ gives:

$$\hat{\lambda}/\mu = (\lambda_3^{l_3}) \otimes ((\lambda_1 - \mu_1)^{m-l_2}, (\lambda_2 - \mu_1)^{l_2})$$

If we remove only $l_1 + l_2 - m - 1$ boxes from the top of λ/μ the remaining skew diagram does not decay, so we need $l_1 + l_2 - m = a_1 + a_2 - b, b > a_2$ and removing $a_1 + a_2 - b$ boxes from α/β gives then:

$$\hat{\alpha}/\beta = (\alpha_3^{a_3}) \otimes ((\lambda_1 - \beta_1)^{b-a_2}, (\alpha_2 - \beta_1)^{a_2})$$

This gives $\lambda/\mu = \alpha/\beta$.

So now suppose $\underline{l_1 \leq l_1 + l_2 - m \Leftrightarrow m \leq l_2}$ and $\underline{\lambda_3 \leq \lambda_2 - \mu_1}$.

Removing l_1 boxes from the top of λ/μ removes in total $l_1 \cdot \lambda_1$ boxes and gives a skew diagram which either decays into two disconnected rectangles (for $l_1 = l_1 + l_2 - m$) or is $(\lambda_2^{l_2}, \lambda_3^{l_3})/\mu$ (for $l_1 < l_1 + l_2 - m$). We need $a_1 \leq l_1$ because removing l_1 boxes from the top of α/β must either yield a decaying skew diagram or a $dp = 2$ partition with a rectangle removed. But since removing the top l_1 boxes of α/β has to remove in total $l_1 \cdot \lambda_1$ boxes we need also $a_1 \geq l_1$ and so $a_1 = l_1$.

Removing $l_1 + l_2 - m - 1$ boxes from the top of λ/μ yields a connected skew diagram but removing $l_1 + l_2 - m$ boxes yields:

$$\hat{\lambda}/\mu = (\lambda_3^{l_3}) \otimes ((\lambda_2 - \mu_1)^m)$$

Since α/β must also decay after removing $l_1 + l_2 - m$ boxes from the top but not after removing less boxes we get $a_1 + a_2 - b = l_1 + l_2 - m$ and so $a_2 - b = l_2 - m$.

In an analogous way by removing λ_3 resp. $\lambda_2 - \mu_1$ boxes from the left we get $\alpha_3 = \lambda_3$ and $\alpha_2 - \beta_1 = \lambda_2 - \mu_1$.

We will first examine the case with $\underline{\mu_1 \neq \beta_1}$ and show that this gives $[\lambda/\mu] \neq [\alpha/\beta]$. This covers by conjugation symmetry also the case with $m \neq b$.

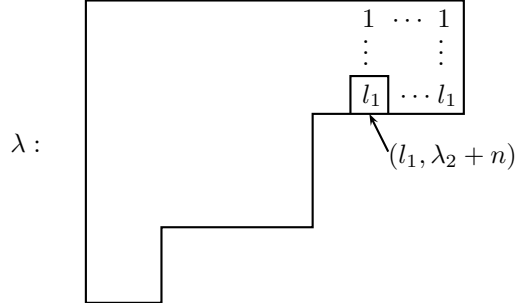
For the following construction we only need:

$$(3.5) \quad \alpha_2 - \beta_1 = \lambda_2 - \mu_1 \quad a_1 = l_1 \quad m \leq l_2 \quad b \leq a_2$$

Without loss of generality we may also assume that $\mu_1 < \beta_1$ and set $\beta_1 = \mu_1 + n$ which gives $\alpha_2 = \lambda_2 + n$.

Suppose $\underline{\lambda_1 - (\lambda_2 + n) + 1 \leq \mu_1}$.

We can in λ write entries 1 to l_1 into the columns $\lambda_2 + n$ to λ_1 which are in total $\lambda_1 - (\lambda_2 + n) + 1$ columns. If we place the remaining entries so that they obey the LR rule we get an LR filling of λ with content μ where the box $(l_1, \lambda_2 + n)$ is filled. So there is a character $[\nu]$ in $[\lambda/\mu]$ with ν not containing the box $(l_1, \lambda_2 + n)$.

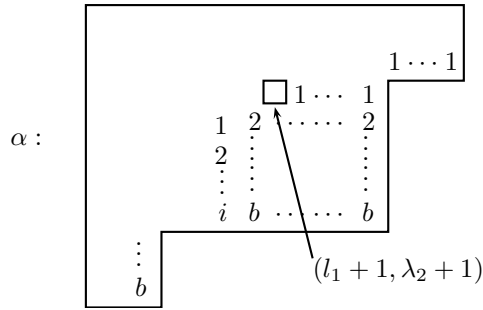


In α there are $a_2 \geq b$ boxes below the box $(l_1, \lambda_2 + n) = (a_1, \alpha_2)$ so in every LR filling of α with content β the box $(l_1, \lambda_2 + n)$ remains empty. So for every character $[\nu]$ in $[\alpha/\beta]$, ν contains a box in position $(l_1, \lambda_2 + n)$. This gives $[\lambda/\mu] \neq [\alpha/\beta]$.

So now suppose $\lambda_1 - (\lambda_2 + n) \geq \mu_1$. This gives $\lambda_1 - \lambda_2 \geq \mu_1 + n = \beta_1$.

Let us now construct a LR filling of α with content β which leaves the box $(l_1 + 1, \lambda_2 + 1)$ empty and so gives $[\lambda/\mu] \neq [\alpha/\beta]$.

Place the entries b into the the rows l and $l_1 + a_2$ with at least one b in row l . Now place for $1 < i < b$ the i above $i + 1$ if possible. For $b - i = a_3 + 1$ we cannot place i above $i + 1$ unless there are $\alpha_2 - \alpha_3$ b s in row $l_1 + a_2$. If there are less than $\alpha_2 - \alpha_3$ b s in row $l_1 + a_2$ place the entry i in row $l_1 + a_2$ directly left to the b . If we now place $\beta_1 - 1$ 1s into the right $\beta_1 - 1$ columns we only get to column $\lambda_1 - (\beta_1 - 1) + 1 = \lambda_1 - \beta_1 + 2 \geq \lambda_2 + 2$. If we now place the remaining 1 atop of one of the leftmost 2 which are in row $l_1 + a_2 + a_3 - b + 2$ then the 1 is placed in row $l_1 + a_2 + a_3 - b + 1 \geq l_1 + 2$ where we used $a_2 \geq b$ and $a_3 \geq 1$. Also the highest position of a 2 in this filling is in row $l_1 + a_2 - b + 2$ and so below row $l_1 + 2$. So the box $(l_1 + 1, \lambda_2 + 1)$ is empty in this LR filling. So we have a character $[\nu]$ in $[\alpha/\beta]$ with ν having a box in position $(l_1 + 1, \lambda_2 + 1)$. But since $(l_1 + 1, \lambda_2 + 1)$ is not in λ there is no character $[\nu]$ in $[\lambda/\mu]$ with ν containing a box in position $(l_1 + 1, \lambda_2 + 1)$ and so $[\lambda/\mu] \neq [\alpha/\beta]$.



Let us now assume that $\mu_1 = \beta_1$ and $m = b$.

Since we have $a_2 - b = l_2 - m$ and $m = b$ we have also $a_2 = l_2$ and from this follows $l_3 = l - l_1 - l_2 = l - a_1 - a_2 = a_3$.

Also from $\alpha_2 - \beta_1 = \lambda_2 - \mu_1$ and $\beta_1 = \mu_1$ follows $\alpha_2 = \lambda_2$.

Together with $l_1 = a_1$ and $\lambda_3 = a_3$ which we proved above, this gives the desired $\lambda/\mu = \alpha/\beta$ and so finishes the case $l_1 \leq m$, $\lambda_3 \leq \mu_1$.

Let us now assume $\underline{l_1 > m, \lambda_3 \leq \mu_1}$ which by conjugation symmetry also covers the case $\underline{l_1 \leq m, \lambda_3 > \mu_1}$

Since we have $l_1 - m$ times the part λ_1 in λ/μ we need $l_1 - m = a_1 - b$.

The skew diagram $\hat{\lambda}/\mu$ obtained after removing $l_1 - m$ boxes from the top of λ/μ decays for $\lambda_2 \leq \mu_1$ but is connected for $\lambda_2 > \mu_1$. So we have $\lambda_2 \leq \mu_1$ if and only if $\alpha_2 \leq \beta_1$.

Suppose $\lambda_2 \leq \mu_1$.

After removing $l_1 - m = a_1 - b$ boxes from the top of λ/μ and α/β we have the skew diagrams

$$\hat{\lambda}/\mu = ((\lambda_1 - \mu_1)^m) \otimes (\lambda_2^{l_2}, \lambda_3^{l_3})$$

and

$$\hat{\alpha}/\beta = ((\lambda_1 - \beta_1)^b) \otimes (\alpha_2^{a_2}, \alpha_3^{a_3})$$

which gives by Lemma 3.1 $\lambda/\mu = \alpha/\beta$.

So now suppose $\lambda_2 > \mu_1$.

Removing $l_1 - m = a_1 - b$ boxes from the top of λ/μ and α/β gives

$$\hat{\lambda}/\mu = (\lambda_1^m, \lambda_2^{l_2}, \lambda_3^{l_3})/(\mu_1^m)$$

and

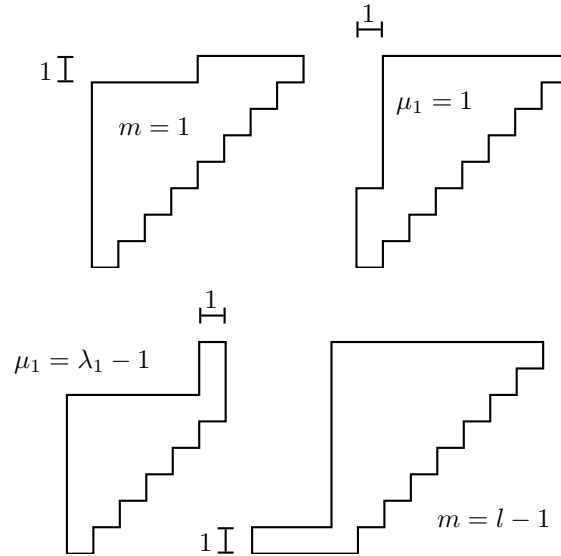
$$\hat{\alpha}/\beta = (\lambda_1^b, \alpha_2^{a_2}, \alpha_3^{a_3})/(\beta_1^b)$$

Using the result for $l_1 \leq m$, $\lambda_3 \leq \mu_1$ gives $\alpha/\beta = \lambda/\mu$ and finishes the case $l_1 > m$, $\lambda_3 \leq \mu_1$.

The case $l_1 > m$ and $\lambda_3 > \mu_1$ is covered by Lemma 3.3. \square

We will now compare the multiplicity free skew characters $[\lambda/\mu]$ and $[\alpha/\beta]$ when both λ and α have more than 4 different parts and assume for the following lemmas that $dp(\lambda), dp(\alpha) \geq 4$

There are 4 cases when $[\lambda/\mu]$ is multiplicity free and λ has more than 4 different parts and we will compare them against each other.

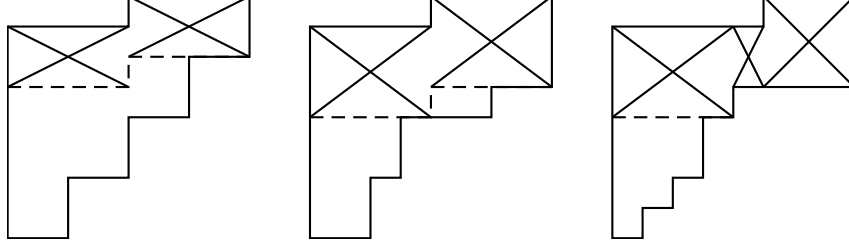


The first lemma covers by conjugation symmetry also the case when $\mu_1 = \beta_1 = 1$.

Lemma 3.7. *Let λ/μ and α/β be skew diagrams with $m = b = 1$ and $[\lambda/\mu] = [\alpha/\beta]$. Then $\lambda/\mu = \alpha/\beta$.*

Proof. We have in λ/μ $l_1 - 1$ times the part λ_1 . Since we need in α/β the part λ_1 also $a_1 - 1$ times we get $a_1 = l_1$.

If we remove l_1 boxes from the top of λ/μ we either get a connected skew diagram for $\lambda_2 > \mu_1, l_2 > 1$ or $\lambda_3 > \mu_1$, a disconnected skew diagram for $\lambda_2 > \mu_1 \geq \lambda_3, l_2 = 1$ or a partition for $\lambda_2 \leq \mu_1$. Obviously the same must apply for $\hat{\alpha}/\beta$ if $[\lambda/\mu] = [\alpha/\beta]$.



Suppose we get a connected skew diagram $\hat{\lambda}/\mu$ with $\hat{\lambda}$ having less than 4 different parts. Then we can use Theorems 3.5 and 3.6 to get $\lambda/\mu = \alpha/\beta$.

If $\hat{\lambda}/\mu$ is connected but $\hat{\lambda}$ has 4 or more different parts we can iterate this process until we reach the case where $\hat{\lambda}$ has less than 4 different parts or $\hat{\lambda}/\mu$ is either a disconnected skew diagram or a partition.

Suppose $\hat{\lambda}/\mu$ is a partition. If we remove only $l_1 - 1$ boxes from the top of λ/μ and α/β to get $\hat{\lambda}/\mu^*$ and $\hat{\alpha}/\beta^*$ we get:

$$\hat{\lambda}/\mu^* = (\lambda_1 - \mu_1) \otimes (\lambda_2^{l_2}, \lambda_3^{l_3}, \lambda_4^{l_4}, \dots)$$

and

$$\hat{\alpha}/\beta^* = (\lambda_1 - \beta_1) \otimes (\alpha_2^{a_2}, \alpha_3^{a_3}, \alpha_4^{a_4}, \dots)$$

This gives $\lambda/\mu = \alpha/\beta$.

So now suppose $\hat{\lambda}/\mu$ is a disconnected skew diagram. Then we have:

$$\hat{\lambda}/\mu = (\lambda_2 - \mu_1) \otimes (\lambda_3^{l_3}, \lambda_4^{l_4}, \dots)$$

and

$$\hat{\alpha}/\beta = (\alpha_2 - \beta_1) \otimes (\alpha_3^{a_3}, \alpha_4^{a_4}, \dots)$$

This gives $\lambda_i^{l_i} = \alpha_i^{a_i}$ for $i \geq 3$ and $\lambda_2 - \mu_1 = \alpha_2 - \beta_1$.

For $\mu_1 = \beta_1$ we get $\lambda_2 = \alpha_2$ and since we have in this case also $l_2 = a_2 = 1$ we get $\lambda/\mu = \alpha/\beta$.

For $\mu_1 \neq \beta_1$ we can use the construction of LR fillings following equation (3.5) (page 9) and get $[\lambda/\mu] \neq [\alpha/\beta]$. \square

Lemma 3.8. *Let λ/μ and α/β be skew diagrams with $\mu \neq (1) \neq \beta$, $m = 1 = \beta_1$ and $[\lambda/\mu] = [\alpha/\beta]$.*

Then $\lambda = (l, l-1, l-2, \dots, 2, 1)$ is a staircase partition and λ/μ is the conjugate of α/β , $\alpha/\beta = \lambda/\mu'$.

Proof. Suppose $l_1 > 1$. Then we have the part λ_1 $l_1 - 1$ times in λ/μ and so need $a_1 = b + l_1 - 1$. The smallest height in λ/μ is either l_1 (in the case $\lambda_2 \geq \mu_1$) or $l_1 - 1$ (for $\lambda_2 < \mu_1$). The smallest height in α/β is either $a_1 = b + l_1 - 1 > l_1$ or $l - b$. For $\lambda_2 \geq \mu_1$ this gives $l - b = l_1$ and so $l = b + l_1 = a_1 + 1$ which means that α has only 2 different parts. For $\lambda_2 < \mu_1$ this gives $l - b = l_1 - 1$ and so $l = l_1 + b - 1 = a_1$ which means that α is a rectangle.

So we have $l_1 = 1$ and since λ/μ does not decay we need $\lambda_2 > \mu_1$

Placing in α the entries into the rows 1 to $p-1$ and $p+2$ to l gives a LR filling which leaves the box $(p+1, \alpha_p)$ empty and so we have a character $[\nu] \in [\alpha/\beta]$ with ν containing a box in position $(p+1, \alpha_p)$. Since $l_p = 1$ the $p+1$ th row in λ has only $\lambda_{p+1} < \lambda_p = \alpha_p$ boxes which and so there is no character $[\nu] \in [\lambda/\mu]$ with ν containing a box in position $(p+1, \alpha_p)$ and so $[\lambda/\mu] \neq [\alpha/\beta]$ for $a_p > 1$ and so we need $a_p = 1$.

It now follows by induction that $\alpha = \lambda$ has to be a staircase partition $\lambda = (l, l-1, \dots, 2, 1)$ which then also gives $b = \mu_1$ and so $\lambda/\mu = (\alpha/\beta)'$. \square

The following lemma covers by conjugation also the case when $\mu_1 = 1, b = a-1 = l-1$.

Lemma 3.9. *Let λ/μ and α/β be skew diagram with $m = 1, \beta_1 = \alpha_1 - 1 = \lambda_1 - 1, b > 1$.*

Then $[\lambda/\mu] \neq [\alpha/\beta]$.

Proof. We have $a_1 > b$ since otherwise α/β would decay.

Removing $a_1 - b$ boxes from the top of α/β gives $\hat{\alpha}/\beta$ which decays into

$$\hat{\alpha}/\beta = (1^b) \otimes (\alpha_2^{a_2}, \alpha_3^{a_3}, \alpha_4^{a_4}, \dots)$$

Since $\mu = (\mu_1)$ we have that if λ/μ decays after $a_1 - b$ boxes are removed from the top and in total $(a_1 - b) \cdot \lambda_1$ boxes it decays into

$$\hat{\lambda}/\mu = (\lambda_1 - \mu_1) \otimes (\lambda_2^{l_2}, \lambda_3^{l_3}, \lambda_4^{l_4}, \dots)$$

Since $b > 1$ we get $[\lambda/\mu] \neq [\alpha/\beta]$. \square

The following lemma covers by conjugation also the case when $\mu_1 = 1, \beta_1 = \alpha_1 - 1 = \lambda_1 - 1$.

Lemma 3.10. *Let λ/μ and α/β be skew diagrams with $\mu_1 > 1 = m, b = l-1 = a-1$.*

Then $[\lambda/\mu] \neq [\alpha/\beta]$.

Proof. If we remove the top boxes from α/β we get a partition $\hat{\alpha}/\beta$.

If the skew diagram $\hat{\lambda}/\mu$ obtained after removing the top box of every column in λ/μ is a partition we have $l_1 = 1$ and $\lambda_2 \leq \mu_1$. This means that λ/μ decays. \square

The following lemma covers by conjugation also the case when $m = b = l-1$.

Lemma 3.11. *Let λ/μ and α/β be skew diagrams with $\mu_1 = \beta_1 = \lambda_1 - 1$ and $[\lambda/\mu] = [\alpha/\beta]$.*

Then $\lambda/\mu = \alpha/\beta$.

Proof. Since λ/μ and α/β are connected we need $l_1 > m, a_1 > b$ and because of the part λ_1 which therefore exist in λ/μ and α/β we have $l_1 - m = a_1 - b$. Removing the top $l_1 - m$ boxes of λ/μ gives:

$$\hat{\lambda}/\mu = (1^m) \otimes (\lambda_2^{l_2}, \lambda_3^{l_3}, \lambda_4^{l_4}, \dots)$$

and removing the top $l_1 - m = a_1 - b$ boxes of α/β gives:

$$\hat{\alpha}/\beta = (1^b) \otimes (\alpha_2^{a_2}, \alpha_3^{a_3}, \alpha_4^{a_4}, \dots)$$

This gives $\lambda/\mu = \alpha/\beta$. \square

Lemma 3.12. *Let λ/μ and α/β be skew diagrams with $m > 1, \mu_1 = \lambda_1 - 1, b = l-1$.*

Then $[\lambda/\mu] \neq [\alpha/\beta]$.

Proof. Removing the top boxes of every column of α/β gives a partition $\hat{\alpha}/\beta$.

Since $\mu = ((\lambda_1 - 1)^m)$ with $l_1 > m > 1$ removing the top boxes every column of λ/μ can only give a partition if $\lambda_2 = 0$ \square

Since the previous 6 lemmas cover all cases when $[\lambda/\mu]$ and $[\alpha/\beta]$ are multiplicity free skew characters with both λ and α having 4 or more different parts we get together with the previous theorems the following theorem which holds true without additional prerequisites from this section:

Theorem 3.13. *Let λ/μ and α/β be (connected or decaying) basic skew diagrams and $[\lambda/\mu] = [\alpha/\beta]$ multiplicity free.*

Then up to translation or rotation

- $\lambda/\mu = \alpha/\beta$
- or $\lambda = \alpha = (l, l-1, \dots, 2, 1)$ and the skew diagrams are conjugate of each other $\lambda/\mu = (\alpha/\beta)'$.

Here again translation or rotation does not require the entire skew diagram to be translated or rotated, but also allows translation or rotation of the skew diagrams into which λ/μ decays if it decays.

Acknowledgement: John Stembridge's "SF-package for maple" [Ste] was very helpful for computing examples. Furthermore my thanks go to Christine Bessenrodt for helpful discussions.

REFERENCES

- [Gut1] Gutschwager, Christian "On multiplicity-free skew characters and the Schubert Calculus", to appear in Annals Comb.; arXiv:math/0608145
- [Gut2] Gutschwager, Christian "On principal hook length partitions and durfee sizes in skew characters"; arXiv:0802.0417
- [Gut3] Gutschwager, Christian "On Base Partitions And Cover Partitions Of Skew Characters"; arXiv:0804.4626
- [McN] McNamara, Peter "Necessary Conditions for Schur-Positivity", To appear in J. Algebraic Combin.; arXiv:0706.1800
- [MW] McNamara, Peter; van Willigenburg, Stephanie "Towards a combinatorial classification of skew Schur functions", to appear in Trans. Amer. Math. Soc.; arXiv:math/0608446
- [RSW] Reiner, Victor; Shaw, Kristin M.; van Willigenburg, Stephanie "Coincidences among skew Schur functions", to appear in Adv. Math.; arXiv:math/0602634
- [Sag] Sagan, Bruce E.; "The Symmetric Group - Representations, Combinatorial Algorithms, and Symmetric Functions" second Edition; Springer-Verlag; New York; 2001
- [Ste] Stembridge, John R.; "SF-package for maple"; <http://www.math.lsa.umich.edu/~jrs/>

INSTITUT FÜR ALGEBRA, ZAHLENTHEORIE UND DISKRETE MATHEMATIK, LEIBNIZ UNIVERSITÄT HANNOVER, WELFENGARTEN 1, D-30167 HANNOVER

E-mail address: gutschwager (at) math (dot) uni-hannover (dot) de