

Effect of spatial structure on the evolution of cooperation

Carlos P. Roca,^{1,*} José A. Cuesta,¹ and Angel Sánchez^{1,2,3}

¹*GISC/Departamento de Matemáticas, Universidad Carlos III de Madrid, Spain*

²*Instituto de Biocomputación y Física de Sistemas Complejos (BIFI), Universidad de Zaragoza, Spain*

³*Instituto de Ciencias Matemáticas CSIC-UAM-UC3M-UCM, Madrid, Spain*

Spatial structure is known to have an impact on the evolution of cooperation, and so it has been intensively studied during recent years. Previous work has shown the relevance of some features, such as the synchronicity of the updating, the clustering of the network or the influence of the update rule. This has been done, however, for concrete settings with particular games, networks and update rules, with the consequence that some contradictions have arisen and a general understanding of these topics is missing in the broader context of the space of 2×2 games. To address this issue, we have performed a systematic and exhaustive simulation in the different degrees of freedom of the problem. In some cases, we generalize previous knowledge to the broader context of our study and explain the apparent contradictions. In other cases, however, our conclusions refute what seems to be established opinions in the field, as for example the robustness of the effect of spatial structure against changes in the update rule, or offer new insights into the subject, e.g. the relation between the intensity of selection and the asymmetry between the effects on games with mixed equilibria.

I. INTRODUCTION

Cooperation is a key force in evolution, present in all scales of organization, from unicellular organisms to complex modern human societies [1]. For this reason the elucidation of the emergence and stabilization of cooperative behavior has become a core problem in biology, economics and sociology [2]. Evolutionary game theory has proven to be one of the most fruitful approaches to investigate this problem, using evolutionary models based on so-called social dilemmas [3, 4]. Several mechanisms have been proposed to explain the appearance and survival of cooperation [5], the structure of the population being one of them, which in this context is also referred to as “network reciprocity”. The presence of structure means that each individual does not interact with every other, but with a small subset of the population, which constitutes her neighborhood and is arranged according to an underlying network of relationships. This idea was very successfully introduced by Nowak and May in their seminal paper [6], stimulating a wealth of work that continues to date (see [7] for a review).

The current view on the influence of spatial structure, as a particular case of population structure, is that in general it promotes cooperation, given the positive effects reported on [6] on the most demanding 2×2 game, namely the Prisoner’s Dilemma [8]. Many other models have confirmed this beneficial effect [7], with the only exception of anti-coordination games such as Hawk-Dove or Snowdrift games [9]. Most studies, however, have concentrated on the Prisoner’s Dilemma [6, 10, 11, 12, 13, 14, 15, 16, 17, 18, 19, 20, 21, 22, 23, 24], and the effect of spatial structure on other games has received much less attention, as is shown by the much smaller number of studies on Snowdrift [9, 25, 26, 27, 28, 29] and

specially on Stag Hunt games [30, 31, 32] (these lists of references are by no means exhaustive; we refer the interested reader to the review [7] and also to the supplementary material of [33]). The importance of considering other kind of games besides Prisoner’s Dilemma should not be underestimated, as they may be essential in biological or economic applications. Moreover, it has been recently shown [34] that, if the game itself is subject to evolutionary forces, Stag Hunt games may be of special relevance. Besides this, previous research has made use of a variety of rules for the update of strategies, combined with different network topologies, with the result that it is currently impossible to discern for most cases whether the reported effects on the evolutionary outcome are caused by the population structure, the update rule or the combination of both.

To provide a comprehensive picture of this issue, we have performed a thorough and systematic computational study, taking into account the most important symmetric 2×2 games and update rules on a number of degree-homogeneous network models, including two-dimensional regular lattices, which are by far the most prototypical models for spatially extended populations. The reader should note that there have been previous attempts at achieving the same goal, the most prominent among which is a work by Hauert [35]. Despite the virtues of this paper, we consider that two important shortcomings render it a preliminary and inconclusive attempt: (1) The results reported in [35] for stochastic update rules are not accurate, because the time of convergence is more than one order of magnitude smaller than the minimum required for the system, given its size, to reach a stationary state (see Appendix); and (2) the effect of spatial structure is evaluated comparing with a well-mixed population, which makes it impossible to discern if the influence under study is due to the spatial distribution of neighbors or just to the mere *context preservation* [18] of a degree-homogeneous random network (this distinction is crucial, as it reveals the role of

*cproca@math.uc3m.es; <http://www.gisc.es>

the clustering coefficient in spatial networks that we will show in Sec. IV). In contrast, to assess the influence of a given spatial structure we have compared the results not only with the unstructured (i.e. well-mixed) population, but also with the homogeneous random population of the same degree, and we have introduced a quantitative measure for the cooperation achieved on each kind of game. In addition, we have considered in detail the time evolution, both under synchronous and asynchronous update schemes, in order to understand the fundamental dynamical mechanisms involved, and we have addressed the issue of the influence of selection pressure.

As a result of this exhaustive study we have reached a number of conclusions that must be put in the context of previous research. In some cases, these are generalizations of known results to wider sets of games and update rules, as for example for the issue of the synchrony of the updating of strategies [6, 10, 11, 27, 28, 32, 36] or the effect of small-world networks vs regular lattices [17, 28, 37, 38]. In other cases, the more general view of our analysis allows to integrate apparently contradictory results in the literature, as the cooperation on Prisoner's Dilemma vs. Snowdrift games [6, 9, 25, 26, 28], or the importance of clustering in spatial lattices [18, 22, 28]. Other conclusions of ours, however, refute what seems to be established opinions in the field, as the alleged robustness of the positive influence of spatial structure on Prisoner's Dilemma [6, 10, 35]. And finally, we have reached additional conclusions, such as the robustness of the influence of spatial structure on coordination games, and the asymmetry between the effects on games with mixed equilibria (coordination and anti-coordination games) and how it varies with the intensity of selection.

In Sec. II we give the background in evolutionary game theory relevant to our work, introducing symmetric 2×2 games and several evolutionary rules for the update of strategies. Section III recalls some results in the literature, highlighting the unresolved questions that motivated this study. In Sec. IV we present our results about the influence of spatial structure on the evolution of cooperation, addressing these questions and detailing our conclusions on the topic. Subsequently, Sec. V deals with the basic mechanisms that underlie the influence of spatial structure. Finally, Sec. VI concludes the paper summarizing our most important points and giving some additional remarks. One Appendix is included, which describes the technicalities of the computer simulations.

II. EVOLUTIONARY GAMES

Let us consider a symmetric 2×2 game, a game with two players who choose between two strategies and with no difference in role. Each player obtains a payoff given by the following matrix

$$\begin{array}{cc} & \begin{array}{cc} C & D \end{array} \\ \begin{array}{c} C \\ D \end{array} & \left(\begin{array}{cc} 1 & S \\ T & 0 \end{array} \right). \end{array} \quad (1)$$

The rows represent the strategy of the player who obtains the payoff and the columns that of her opponent. We will come back to this choice of parameters at the end of this Section, after introducing the evolutionary rules.

The strategies are labeled C and D for cooperate and defect, because we interpret the game as a social dilemma. Indeed, certain values of S and T undermine a hypothetical situation of mutual cooperation. If $S < 0$ a cooperator faces the risk of losing if the other player defects, performing worse than with mutual defection. If $T > 1$ a cooperator has the temptation to defect and obtain a payoff larger than that of mutual cooperation. Both tensions determine the social dilemmas represented by symmetric 2×2 games [39]. Restricting the values of the coefficients within the intervals $-1 < S < 1$ and $0 < T < 2$, we have the Harmony game [40] ($0 < S, T < 1$) and three classic social dilemmas: the Prisoner's Dilemma [8] ($-1 < S < 0, 1 < T < 2$), the Stag Hunt game [41] ($-1 < S < 0 < T < 1$), and the Hawk-Dove [42] or Snowdrift game [43] ($0 < S < 1 < T < 2$). Each game corresponds, thus, to a unit square in the ST -plane.

There is experimental evidence of interactions that basically correspond to the above stylized games. In general, Prisoner's Dilemmas or Snowdrift games are more frequently found in the dominance or co-existence among different traits or species in biological contexts [44, 45], whereas Stag Hunt games are more related to the problem of coordination or equilibrium selection from an economical viewpoint [46]. We refer the interested reader to the list of references of [45] for the former case and to [47] for the latter.

To study the competition between cooperation and defection from an evolutionary perspective, the payoffs obtained by playing the game are considered as fitness [3] and a Darwinian dynamics is introduced to promote the fittest strategy. The classic framework to do so is the replicator dynamics [48, 49], which assumes an infinite and well-mixed population, i.e. a population with no structure, where each individual plays with every other. Let x be the density of cooperators, and f_c and f_d the fitness of a cooperator and a defector, respectively. The replicator dynamics posits that x evolves as [48]

$$\dot{x} = x(1-x)(f_c - f_d). \quad (2)$$

Then, if cooperators are doing better than defectors their density rises accordingly, and the opposite occurs if they are doing worse. Provided that the initial density of cooperators x^0 is different from 0 and 1, the asymptotic state of this dynamical system is, for each game (x^* represents the asymptotic density of cooperators) [48]: Harmony, full cooperation, $x^* = 1$; Prisoner's Dilemma, full defection, $x^* = 0$; Stag Hunt, full cooperation if $x^0 > x_e$, or full defection if $x^0 < x_e$; Snowdrift, mixed population with $x^* = x_e$, regardless of the initial density x^0 . For both Stag Hunt and Snowdrift games the mixed equilib-

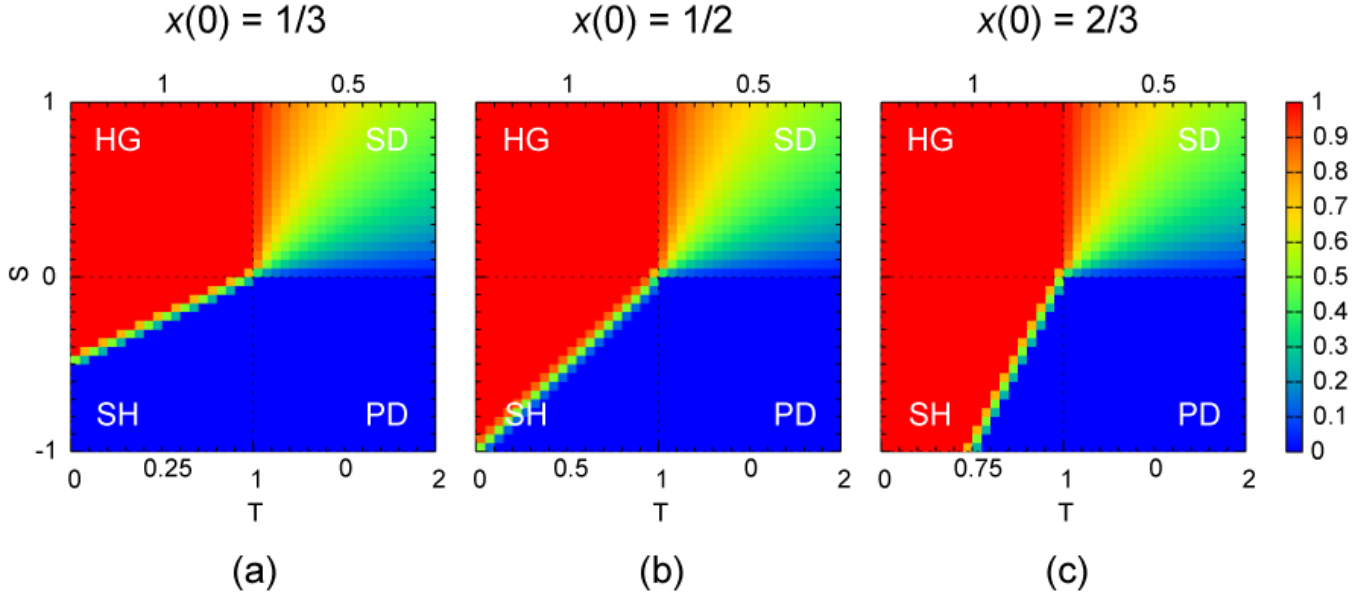


FIG. 1: (Color online) Asymptotic density of cooperators x^* in a complete network with the replicator rule as update rule, starting with different initial densities of cooperators x^0 , of values $1/3$ (a), $1/5$ (b) and $2/3$ (c). Each unit square corresponds to a game: Harmony upper-left, Prisoner's Dilemma lower-right, Stag Hunt lower-left, Snowdrift upper-right. The outcome is the same as that of the standard replicator dynamics on a well-mixed population (see text). Notice that Stag Hunt games are the only ones whose outcome depends on the initial condition, because of their bistable character. The values of the global measure of cooperation, obtained as the mean value over each game region, are shown next to each game square (above in the case of Harmony and Snowdrift games, and below for Stag Hunt games and Prisoner's Dilemmas).

rium x_e has a value

$$x_e = \frac{S}{S + T - 1}. \quad (3)$$

Notice that this mixed equilibrium is unstable in Stag Hunt games whereas it is (globally) stable in Snowdrift games. It is important to note also that the outcomes of the four games presented encompass all the possible equilibrium structures of any symmetric 2×2 game [50, 51].

The standard equivalent version of this evolutionary model, for finite populations and discrete time, is built by placing the population on a complete network and by making use of the following rule for the update of strategies, known as the *replicator rule* or *proportional imitation rule* [52, 53]. Let $i = 1 \dots N$ label the individuals in the population. Let s_i be the strategy of player i , π_i her payoff and N_i her neighborhood, with k_i neighbors. With the replicator rule one neighbor $j \in N_i$ is chosen at random. The probability of player i adopting the strategy of player j at time t is given by

$$p_{ij}^t \equiv \mathcal{P}\{s_j^t \rightarrow s_i^{t+1}\} = \begin{cases} (\pi_j^t - \pi_i^t)/\Phi, & \pi_j^t > \pi_i^t, \\ 0, & \pi_j^t \leq \pi_i^t, \end{cases} \quad (4)$$

with $\Phi = \max(k_i, k_j)[\max(1, T) - \min(0, S)]$ to ensure that $p_{ij}^t \in [0, 1]$.

Figure 1 shows the simulation results for this setting played on a complete network, for different initial conditions. As expected, the results are in complete agreement

with the evolutionary outcome predicted by Eq. (2) for an infinite well-mixed population. This outcome constitutes the reference against which the effect on cooperation of a given population structure will be assessed. Additionally, we introduce a quantitative measure \mathcal{C}_G for the overall asymptotic cooperation in game G , given by the average of x^* over the corresponding region in the ST -plane. This global index of cooperation has a range $\mathcal{C}_G \in [0, 1]$ and appears on the graphs by the unit square of each game.

Besides the replicator update rule, we have considered other imitative rules that have received attention in previous research [7]: the multiple replicator, Moran, unconditional imitation and Fermi rules.

The *multiple replicator rule* is similar to the replicator rule, with the difference of checking simultaneously all the neighborhood and thus making a strategy change more probable. According to this rule, the probability that player i maintains her strategy is

$$\mathcal{P}\{s_i^t \rightarrow s_i^{t+1}\} = \prod_{j \in N_i} (1 - p_{ij}^t), \quad (5)$$

with p_{ij}^t given by Eq. (4). In case the strategy update takes place, the neighbor j whose strategy is adopted by player i is selected with probability proportional to p_{ij}^t .

With the *Moran rule*, inspired on the Moran dynamics [54], a player chooses the strategy of one of her neighbors,

or herself's, with a probability proportional to the payoffs

$$\mathcal{P}\{s_j^t \rightarrow s_i^{t+1}\} = \frac{\pi_j^t - \Psi}{\sum_{k \in N_i^*} (\pi_k^t - \Psi)}, \quad (6)$$

with $N_i^* = N_i \cup \{i\}$. Because payoffs may be negative in Prisoner's Dilemma and Stag Hunt games, the constant $\Psi = \max_{j \in N_i^*} (k_j) \min(0, S)$ is subtracted from them. Note that with this rule a player can adopt, with low probability, the strategy of a neighbor that has done worse than herself.

Another frequently used rule is the *unconditional imitation rule*, which makes each player choose the strategy of the neighbor with the largest payoff, provided this payoff is greater than the player's. This is a deterministic rule, in contrast to all the others considered in this paper, which are stochastic.

Finally, an update rule that allows to investigate the influence of the intensity of selection is the *Fermi rule* [15, 55], based on the Fermi distribution function. With this rule, a neighbor j of player i is selected at random (as with the replicator rule) and the probability of player i acquiring the strategy of player j is given by

$$\mathcal{P}\{s_j^t \rightarrow s_i^{t+1}\} = \frac{1}{1 + \exp(-\beta(\pi_j^t - \pi_i^t))}. \quad (7)$$

The parameter β controls the intensity of selection, and can be understood as the inverse of temperature or noise. Thus, low β represents high temperature or noise and, correspondingly, weak selection pressure. Again, strategies performing worse can be chosen with this update rule.

Having introduced the evolutionary rules we will consider, it is important to recall our choice for the payoff matrix (1), and discuss its generality. The replicator rule and the unconditional imitation rule, in degree-homogeneous networks like the ones considered in this work, are both invariant under translation and (positive) scaling of the payoff matrix, so for these rules (1) is the most general choice. Among the other rules, the dynamics is also preserved for the multiple replicator rule, but it changes upon translation for the Moran rule, or scaling for the Fermi rule. The corresponding changes in these last two cases amount to a modification of the intensity of selection, which we also consider in this work. Therefore we believe that Eq. (1) is general enough for our purposes.

From the viewpoint of statistical physics, these evolutionary models are non-equilibrium systems that do not have a Hamiltonian and whose dynamics is determined by local rules. Some studies have shown, for some particular cases, that they belong to the Directed Percolation universality class [15, 56].

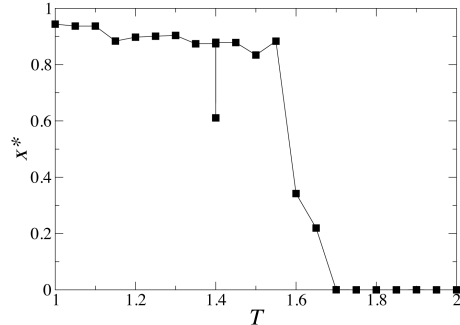


FIG. 2: Asymptotic density of cooperators x^* in a square lattice with degree $k = 8$, when the game is the Prisoner's Dilemma defined by Eq. (8) ($\epsilon = 0$), as studied by Nowak and May [6] (update rule: unconditional imitation). Note that the outcome with replicator dynamics on a well mixed population is $x^* = 0$ for all the displayed range of the temptation parameter T . Notice also the singularity at $T = 1.4$, with surrounding points located at $T = 1.3999$ and $T = 1.4001$ (see Fig. 7 and related discussion in Sec. IV). Lines are a guide to the eye.

III. OPEN QUESTIONS IN PREVIOUS RESEARCH

First of all, we want to make clear that what follows does not intend to be an exhaustive account of previous results in the literature. We refer the interested reader to [7] for such a detailed review. Our aim in this section is to present what are, from our point of view, important results in the field, focusing only on those that deal with the simplest cases of games on networks, namely symmetric 2×2 games on homogeneous fixed networks. These results form the basis upon which one can address more sophisticated settings, such as those dealing with complex networks [57, 58], co-evolution of strategies and networks [59, 60] or meta-evolution of the update rules [61], to name just a few of the options that are being pursued by current research. While reviewing the available literature we found difficulties in drawing general conclusions, as the differences between the models, regarding the game, the network or the update rule employed, prevented a meaningful comparison of results. Moreover, some pending issues and contradictions arose when we tried to integrate the main conclusions of published work, motivating in the end the present study.

We begin with the pioneering paper published by Nowak and May in 1992 [6], which showed the significant fostering of cooperation that the spatial distribution of a population is able to produce in Prisoner's Dilemma. This has become the prototypical example of the promotion of cooperation favored by the structure of a population, also known as network reciprocity [5]. They con-

sidered the following Prisoner's Dilemma

$$\begin{array}{c} \text{C} \text{ D} \\ \text{C} \left(\begin{array}{cc} 1 & 0 \end{array} \right) \\ \text{D} \left(\begin{array}{cc} T & \epsilon \end{array} \right) \end{array}, \quad (8)$$

with $1 \leq T \leq 2$ and $\epsilon \lesssim 0$. Note that this one-dimensional parametrization corresponds in the ST -plane to a region near the boundary with Snowdrift games. Figure 2 shows the great enhancement of cooperation reported by [6]. The authors explained this influence in terms of the formation of clusters of cooperators, which give cooperators enough payoff to survive even when surrounded by (some) defectors.

A year later, Huberman and Glance [36] questioned the generality of the results reported by Nowak and May [6], in terms of the synchronicity of the update of strategies, which is a very relevant issue in biological contexts. Nowak and May used synchronous update, which means that every player is updated at the same time, so the population evolves in successive generations. Huberman and Glance, on the contrary, employed asynchronous update (also called random sequential update), in which individuals are updated independently one by one, so the neighborhood of each player remains the same while her strategy is updated. They showed that, for a particular game among those studied in [6] —i.e. for a particular value of T in Eq. (8)—, the asymptotic cooperation obtained with synchronous update disappeared. Nowak and May, together with Bonhoeffer, published in 1994 a reply [10] to this criticism, defending the generality and robustness of the beneficial effect of spatial structure on a variety of scenarios. Subsequent works have reinforced this later viewpoint, restricting the effect reported by [36] to particular instances of Prisoner's Dilemma [11] or to the short memory of players [32]. Other works, however, in the different context of snowdrift games [27, 28] have found that the influence on cooperation can be positive or negative, in the asynchronous case compared with the synchronous one. Then, an important open question is: To which extent the synchronicity (or the lack of it) has an influence, in general, on evolutionary games?

In 1996 Killingback and Doebeli published a paper [25] that studied a spatial model similar to that of [6], but they considered Hawk-Dove games (equivalent to Snowdrift games) instead of Prisoner's Dilemmas. They reported a lowering of the proportion of Hawks in the population, which in terms of the evolution of cooperation means a promotion of the cooperative strategy. Later, Hauert and Doebeli published another result [9] reporting an inhibition of cooperation precisely on Snowdrift games in a spatial model. They studied the following parametrization of Snowdrift games

$$\begin{array}{c} \text{C} \text{ D} \\ \text{C} \left(\begin{array}{cc} 1 & 2-T \end{array} \right) \\ \text{D} \left(\begin{array}{cc} T & 0 \end{array} \right) \end{array}, \quad (9)$$

again with $1 \leq T \leq 2$. The unexpected result obtained by the authors is displayed in Fig. 3. Only for low T

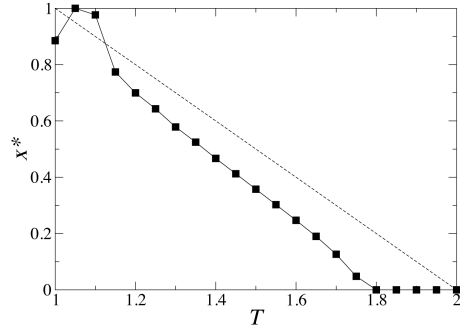


FIG. 3: Asymptotic density of cooperators x^* in a square lattice with degree $k = 8$, when the game is the Snowdrift defined by Eq. (9), as studied by Hauert and Doebeli [9] (update rule: replicator rule). Lines are a guide to the eye. The result for a well mixed population is displayed as reference as a dashed line.

there is some improvement in cooperation, whereas for medium and high T cooperation is inhibited. This is a surprising result, considering [25] and because the basic game, Snowdrift, is in principle more favorable to cooperation. Its only stable equilibrium is a mixed strategy population with some density of cooperators (3), whereas the unique equilibrium in Prisoner's Dilemma is full defection (see Fig. 1). The authors explained their result in terms of the inhibition of cluster formation and growth, at the microscopic level, caused by the payoff structure of Snowdrift games. We find this explanation controversial, because the results of Nowak and May were obtained precisely near the boundary between Prisoner's Dilemma and Snowdrift, so this argument implied a discontinuous transition in the microscopic dynamics at this boundary. Nevertheless, it is very easy to check that there is not a discontinuity neither in the payoff matrix nor in the equilibrium structure of the games at this boundary. Hence, where does this transition in the microscopic dynamics come from?

Another result concerning Snowdrift games was published in 2005 by Sysi-Aho and co-workers [26]. They studied the same one-dimensional parametrization of Snowdrift games (9), but used *myopic best response* [30, 62] as the rule for the update of strategies. They reported a modification in the cooperator density at equilibrium, with an increase for some subrange of the parameter T and a decrease for the other, as Fig. 4 shows. It is very remarkable that the effect on cooperation (promotion or inhibition) is in this case opposite to the result of Hauert and Doebeli [9] (Fig. 3).

Following those works on Snowdrift or Hawk-Dove games on spatial lattices, Tomassini and co-workers [28] performed an exhaustive study with an equivalent parametrization of Hawk-Dove games, considering several update rules and also other topologies as random and small-world networks. They concluded that the in-

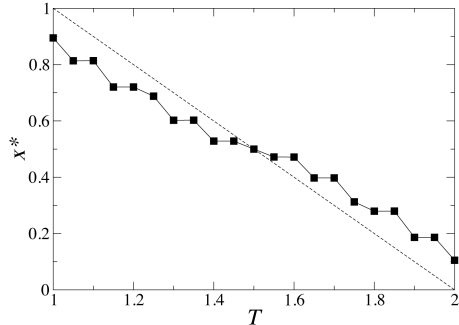


FIG. 4: Asymptotic density of cooperators x^* in a square lattice with degree $k = 8$, when the game is the Snowdrift defined by Eq. (9), as studied by Sysi-Aho and co-workers [26] (update rule: best response). Lines are a guide to the eye. The result for a well mixed population is displayed as reference as a dashed line. Note how the promotion or inhibition of cooperation does not follow the same variation as a function of T that in the case studied by Hauert and Doebeli [9] (Fig. 3).

fluence of spatial structure on cooperation with this kind of games can be positive or negative, and that it depends on the update rule, on the value of the parameter T and, to a lesser extent, on the synchronicity or asynchronicity of the updating. An important question is pending here therefore: Is this sensitivity to the update rule an exclusive feature of Snowdrift games or, on the contrary, should it be expected to occur with other games, such as the Prisoner's Dilemma?

Another open question in the existing literature is the importance of the *transitivity of links* or *clustering* [63] in the influence of spatial structure on the evolution of cooperation. In an influential paper published by Cohen and co-workers [18], the authors proved that the positive effects on cooperation of some regular lattices were in fact attainable with random networks of the same degree. They concluded that, for the model networks they were studying, the relevant topological feature was not the spatial arrangement of links, and their subsequent correlations or clustering, but the *context preservation* of players during the iterated game, already present in a random network. Later, Ifti and co-workers [22] performed a more exhaustive study in the space of network models, considering different topologies and several degrees, reaching the opposite conclusion that “the clustering is the factor that facilitates and maintains high average investment values” (i.e. cooperation). The subsequent work of Tomassini and co-workers [28] somehow confirmed this point, as they showed, in the different context of Hawk-Dove games, the key role of the network clustering in the positive or negative influence on cooperation.

Finally, all these previous studies have considered the influence of spatial networks in the case of *strong selection pressure*, which means that the fitness of individu-

als is totally determined by the payoffs that result from the game. In general this may not be the case, and so to relax this restriction the fitness can be expressed as $f = 1 - w + w\pi$ [64]. The parameter w represents the intensity of selection and can vary between $w = 1$ (strong selection limit) and $w \gtrsim 0$ (weak selection limit). The weak selection limit has the nice property of been usually tractable in an analytic manner, and thus it has become a key aspect of the field, with a great deal of related work being done in the last few years. For instance, Ohtsuki and Nowak have studied evolutionary games on homogeneous random networks using this approach [65], finding an interesting relation with replicator dynamics on well mixed populations. Using our normalization of the game (1), their result can be written as the following payoff matrix

$$\begin{pmatrix} 1 & S + \Delta \\ T - \Delta & 0 \end{pmatrix}. \quad (10)$$

This means that the evolution in a population structured according to a random homogeneous network, in the weak selection limit, is the same as that of a well mixed population with a game defined by this modified payoff matrix. The effect of the network thus reduces to the term Δ , which depends on the network degree, the game and the update rule. With respect to the influence of cooperation it admits a very straightforward interpretation: If both the original and the modified payoff matrix correspond to a Harmony or Prisoner's Dilemma game, then there is no influence, because the population ends up equally in full cooperation or full defection; otherwise, cooperation is enhanced if $\Delta > 0$, and inhibited if $\Delta < 0$. The actual values of Δ , for the update rules they studied, namely Pairwise Comparison (PC), Imitation (IM) and Death-Birth (DB) (see [65] for full details), are

$$\Delta_{PC} = \frac{S - (T - 1)}{k - 2} \quad (11)$$

$$\Delta_{IM} = \frac{k + S - (T - 1)}{(k + 1)(k - 2)} \quad (12)$$

$$\Delta_{DB} = \frac{k + 3[S - (T - 1)]}{(k + 3)(k - 2)}, \quad (13)$$

k being the degree of the network. (Note that these results correspond to the weak selection limit.)

Considering the influence on Prisoner's Dilemma, first note that $S < 0$ and $T > 1$ in all games of this kind, so the term $S - (T - 1)$ is always negative. It is easy to see that the most favorable rule for cooperation is then Imitation, but even in this case the network has no effect on the outcome (the game remains in the Prisoner's Dilemma square) if $S < -1/(k - 1)$ and $T > 1 + 1/(k - 1)$. For network degrees as the examples above (e.g. $k = 8$ yields $1/(k - 1) \approx 0.143$) this means that the evolutionary outcome of most games in the Prisoner's Dilemma square remains unaffected, i.e. most games end up in full defection anyway. With the Death-Birth rule the

region with no influence is even bigger ($S < -1/(k+1)$ and $T > 1 + 1/(k+1)$) and with Pairwise Comparison there is no effect on the outcome of any Prisoner's Dilemma. Therefore, several questions arise here: Is this reduced effect on cooperation caused by the weak selection pressure, by the homogeneous random topology (which lacks spatial structure) or by the combination of the two? What is the outcome in regular lattices with weak selection?

We thus see that there are indeed some important open questions regarding the synchronicity of the updating, the choice of the update rule, the clustering of the network and the intensity of selection. Previous research has proved that these issues play a role in the effect of spatial structure on the evolution of cooperation, for particular parametrizations of Prisoner's Dilemmas and Snowdrift games. However, different conclusions were obtained depending on the game, and as a consequence a comprehensive picture of these issues on the wider space of 2×2 games, including other games as for example coordination or Stag Hunt games, is not available. To provide it, we designed a unified framework of simulation and performed an exhaustive and systematic simulation study, covering all the possible configurations of games, networks and update rules introduced above. The results that we have obtained and, more importantly, the general conclusions that they have allowed us to reach are presented in the remaining of the paper.

IV. A UNIFIED STUDY OF EVOLUTIONARY GAMES ON SPATIAL NETWORKS

To assess the effect of spatial structure we have studied the evolution of the four classes of 2×2 games presented in Sec. II on populations distributed over regular lattices of degrees $k = 4, 6$, and 8 , along with different rules for the update of strategies. Additionally, to discern what can be attributed to the spatial distribution of links and what to the mere limitation in the number of neighbors, we have compared in every case with the results on homogeneous random networks of the same degree. To ensure a correct comparison of results we have employed as much as possible the same parameters in all the simulations (see the Appendix for full details).

Figure 5 displays the comparison of results between homogeneous random networks and regular lattices, for the particular case of the replicator update rule. A close examination of the different panels, together with the reference outcome of Fig. 1(b), yields the following conclusions. In the first place, the influence of homogeneous networks in combination with the replicator rule is very weak in Harmony and Prisoner's Dilemma games, as the mean indexes of cooperation that appear by each square show. The effect is thus concentrated on Stag Hunt and Snowdrift games, and it consists, in all cases, on a promotion of cooperation in Stag Hunt and an inhibition in Snowdrift. Considering the dependence on network de-

gree, the influence of homogeneous random networks diminishes for larger degrees, as can be seen in the graphs A-C of Fig. 5, from left to right. This variation with degree is, however, very different in the case of regular lattices. Whereas for $k = 4$ the outcome is similar for both kinds of networks –albeit slightly stronger in the lattices–, the influence of the network increases significantly for lattices of larger degrees. These are precisely the conditions where the influence of spatial structure shows up, as a large promotion of cooperation in Stag Hunt and a comparatively smaller inhibition in Snowdrift. We will justify in the next section that the key topological feature underlying this effect of spatial structure is the presence of *clustering* in the network, understood as link transitivity or, equivalently, triangles in the graph [63]. For our purposes the clustering coefficient \mathcal{C} of a network is defined as the probability that any two neighbors of a given node are neighbors themselves. Thus, regular lattices of degree $k = 4$ have $\mathcal{C} = 0$, whereas those of degrees $k = 6$ and 8 have, respectively, values of $\mathcal{C} = 2/5 = 0.4$ and $\mathcal{C} = 3/7 \approx 0.43$.

Changing the rule for the update of strategies to the multiple replicator rule only causes small quantitative changes in the results. The other stochastic rule, i.e. the Moran rule, has a larger impact, as it clearly reduces the influence of the network, but it maintains to some extent the positive effect on Stag Hunt of spatial lattices, as can be seen in Fig. 6.

The rule, however, that has the greatest impact on the evolutionary outcome is unconditional imitation. Figure 7 presents the results for this rule. In the first place, homogeneous random networks clearly have an influence on the evolutionary outcome with this rule, for all the degrees considered. They clearly promote cooperation in Stag Hunt, and even some influence is noticeable on Prisoner's Dilemma. Second, it is very remarkable the similarity in results between random networks and regular lattices for degree $k = 4$, with the transition lines located at the same positions (see [21] for a detailed study of these transition lines on the regular lattice). And finally, large differences appear again when the spatial lattices have clustering, i.e. for degrees $k = 6$ and 8 . In these cases spatial structure not only induces almost full cooperation in Stag Hunt games, but also enforces cooperation notably in Snowdrift and Prisoner's Dilemma games, to the greatest extent we have obtained for any setting in the systematic study we present in this paper.

It is also interesting to note, in the case of unconditional imitation compared to the other update rules, the non-monotonous variation of results across the ST -space. With this rule the evolutionary outcome is determined by the dominance or coexistence of certain privileged configurations of cooperators and/or defectors (see Sec. V and also [21]). This dominance or coexistence depends in turn on the balance of payoffs along the corresponding interfaces between configurations. The balance, i.e. which configuration obtains more payoff than some other, switches when crossing some boundary on the ST -space,

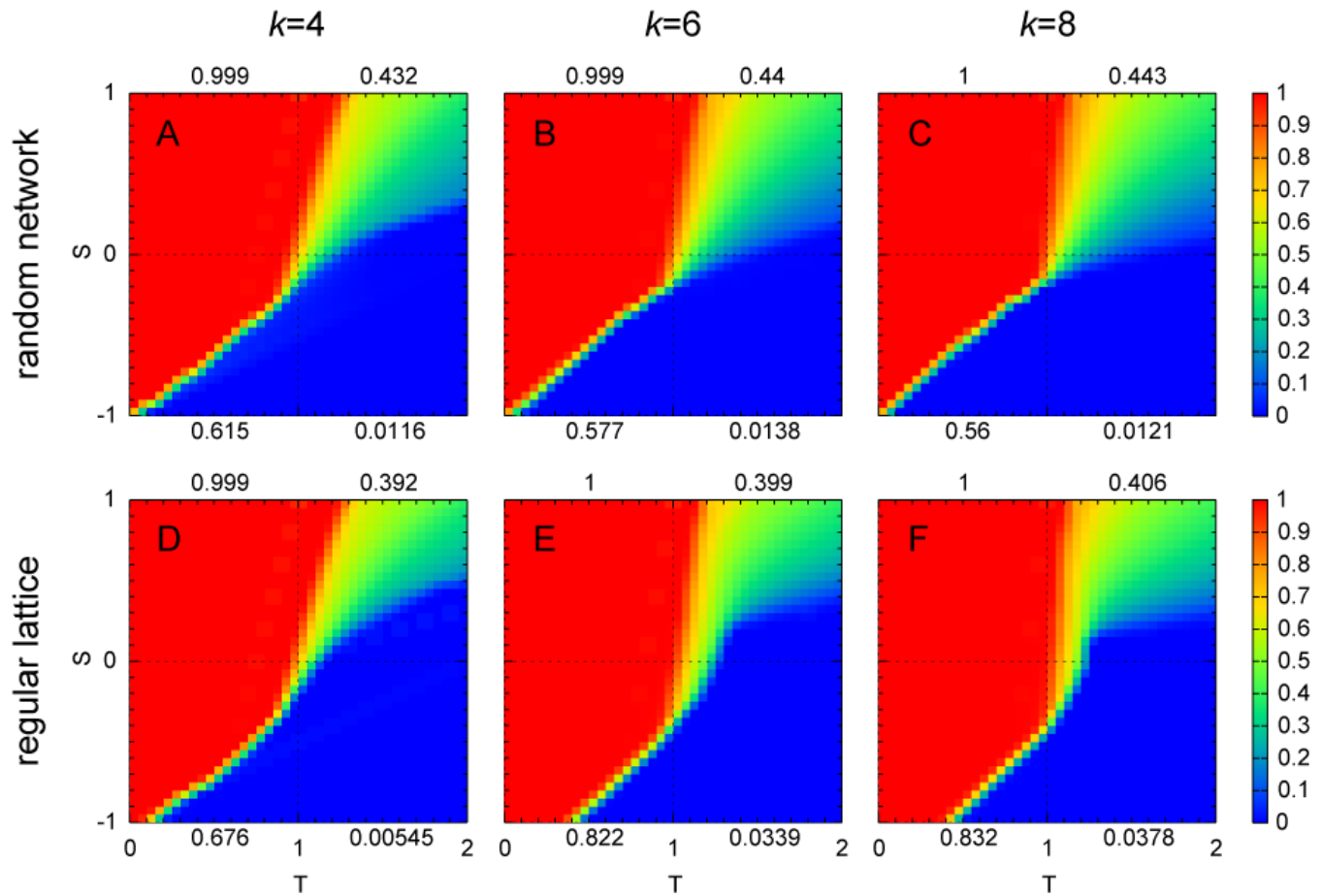


FIG. 5: (Color online) Asymptotic density of cooperators x^* in homogeneous random networks (upper row, A to C) compared to regular lattices (lower row, D to F), with degrees $k = 4$ (A, D), 6 (B, E) and 8 (C, F). The update rule is the replicator rule and the initial density of cooperators is $x^0 = 0.5$. The values of the global index of cooperation in the upper row display the weak effect of homogeneous random networks (compare with Fig. 1(b)), which is opposite in Stag Hunt (lower-left square) and Snowdrift games (upper-right square). Comparing both rows, the differences are specially significant in Stag Hunt for $k = 6$ and 8, revealing the strong promotion of cooperation caused by regular lattices with large clustering (see text). The influence on Harmony and Prisoner's Dilemma games is negligible in all cases.

giving rise to a non-monotonous response as the leading configurations change when varying the parameters S and T (see Figs. 2 and 7).

From the viewpoint of the open questions posed in Sec. III, these results prove that the effect of spatial structure, in the context of 2×2 games, is highly dependent on the update rule. This dependence explains the apparent contradiction between the promotion of cooperation reported by Nowak and May for Prisoner's Dilemmas [6] and by Killingback and Doebeli for Snowdrift games [25] vs. the inhibition on the same Snowdrift games reported by Hauert and Doebeli [9]. In the first two works the update rule was unconditional imitation, whereas in the third the authors used the replicator rule. Note that this explanation is in agreement with the discussion in [28], which deals exclusively with Snowdrift games. Comparing the Figs. 5 F and 7 F, it is clear that the influence on games around the boundary between Prisoner's Dilemma and Snowdrift is similar and without discontinuities if the

update rule is the same.

In what concerns the Prisoner's Dilemma, the above results also prove that the promotion of cooperation in this game is not robust against changes in the update rule, because the beneficial effect of spatial lattices practically disappears for rules different from unconditional imitation, when seen in the wider scope of the ST -plane. Notice that this conclusion supersedes previously published work, as for example [35], where it was claimed that often spatial extension was indeed capable of promoting cooperative behavior, in particular for the Prisoner's Dilemma for a small but important parameter range. Further, [35] stated that the conclusions were robust and appeared to be almost independent of the update rule of the lattice. As we have explained in the introduction, there were problems with the simulations in [35].

On the contrary, coordination or Stag Hunt games are the games where the positive effect on cooperation of spatial structure is robust against changes in the update

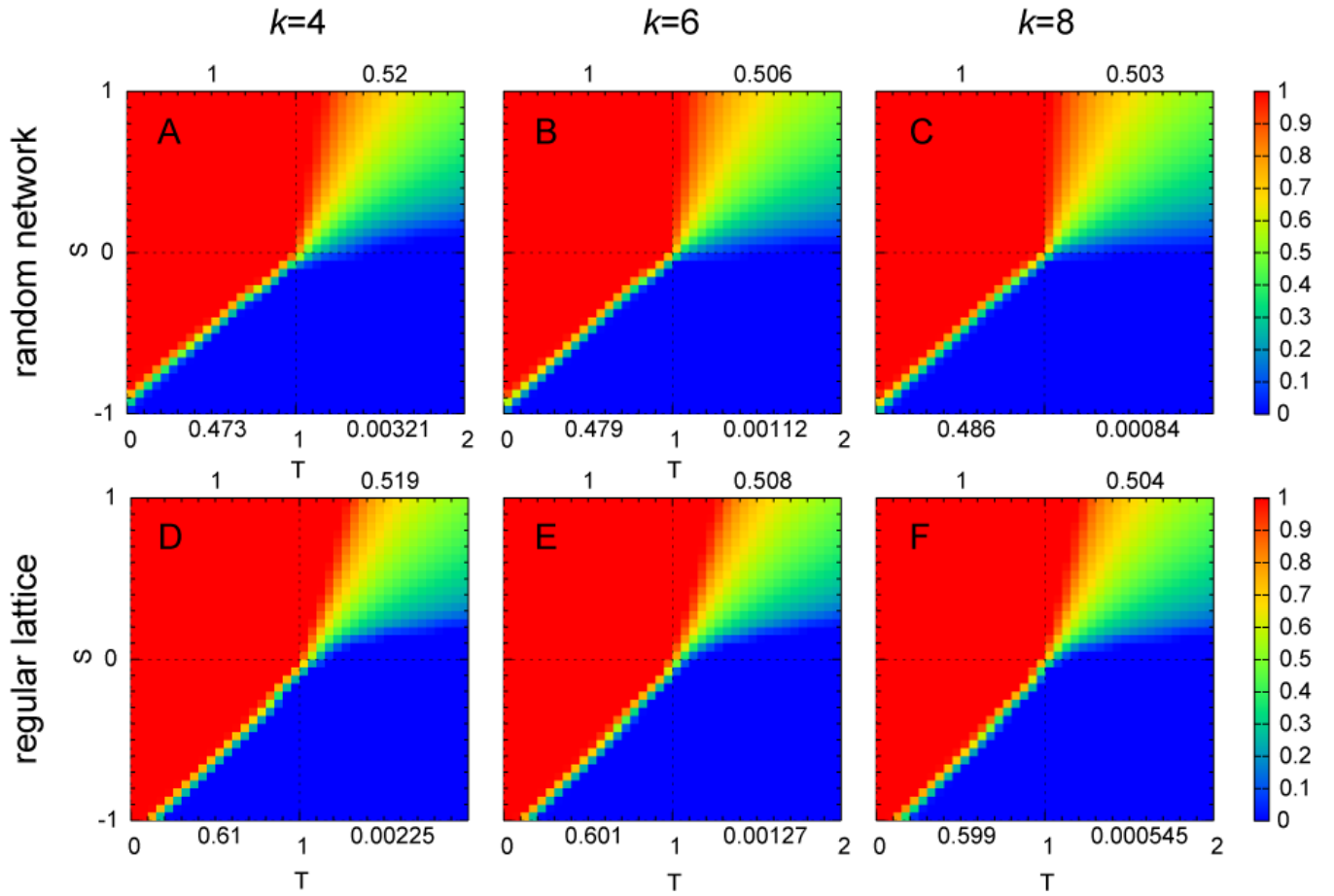


FIG. 6: (Color online) Asymptotic density of cooperators x^* in homogeneous random networks (A to C) compared to regular lattices (D to F), with degrees $k = 4$ (A, D), 6 (B, E) and 8 (C, F). The update rule is the Moran rule and the initial density of cooperators is $x^0 = 0.5$. With this update rule the effect is very small, in comparison with the other stochastic rules (see Fig. 5). In any case, the most relevant effect, albeit much weaker than in the other cases, is again a promotion of cooperation in Stag Hunt games with regular lattices (D to F).

rule, in particular the introduction of stochasticity. This property, together with the fact that this kind of games can be an attractor on evolutionary dynamics of the game payoffs themselves [34], may be of a special relevance in the problem of the evolution of cooperation.

Another important conclusion that can be drawn from the results presented so far is the relevance of the *clustering coefficient* to the effect of spatial structure: only when the clustering coefficient is high, the spatial distribution of the population makes a difference in comparison to a random arrangement of links that just limits the number of interactions of players and preserves their context. This difference holds in the ST -plane, i.e. for whichever game among those considered, and is robust against changes in the update rule. This point explains the difference between the conclusions of Cohen *et al.* [18] and those of Ifti *et al.* [22] and Tomassini *et al.* [28]. In [18], rectangular lattices of degree $k = 4$ were considered, which have strictly zero clustering because there are not closed triangles in the network, hence finding no dif-

ferences in outcome between the spatial and the random topology. In the latter case, on the contrary, both studies employed rectangular lattices of degree $k = 8$, which do have clustering, and thus they identified it as a key feature of the network, for the particular parametrizations of the games they were studying, namely Prisoner's Dilemma [22] and Snowdrift [28].

To check the robustness of these conclusions, and also for the intrinsic interest of complex topologies, we have included small-world networks [63, 66] in our systematic simulations. Our procedure to build the network is based on the Watts-Strogatz algorithm [67]. We start from a regular lattice and perform, with low probability, a random reshuffling of links preserving the degree of the nodes, with the aim of lowering the mean distance between nodes while maintaining the high clustering coefficient and the homogeneity in degree. In our case, we have started from the two-dimensional lattices presented above, so we can consider the resulting network as a slightly disordered lattice, which maintains, however,

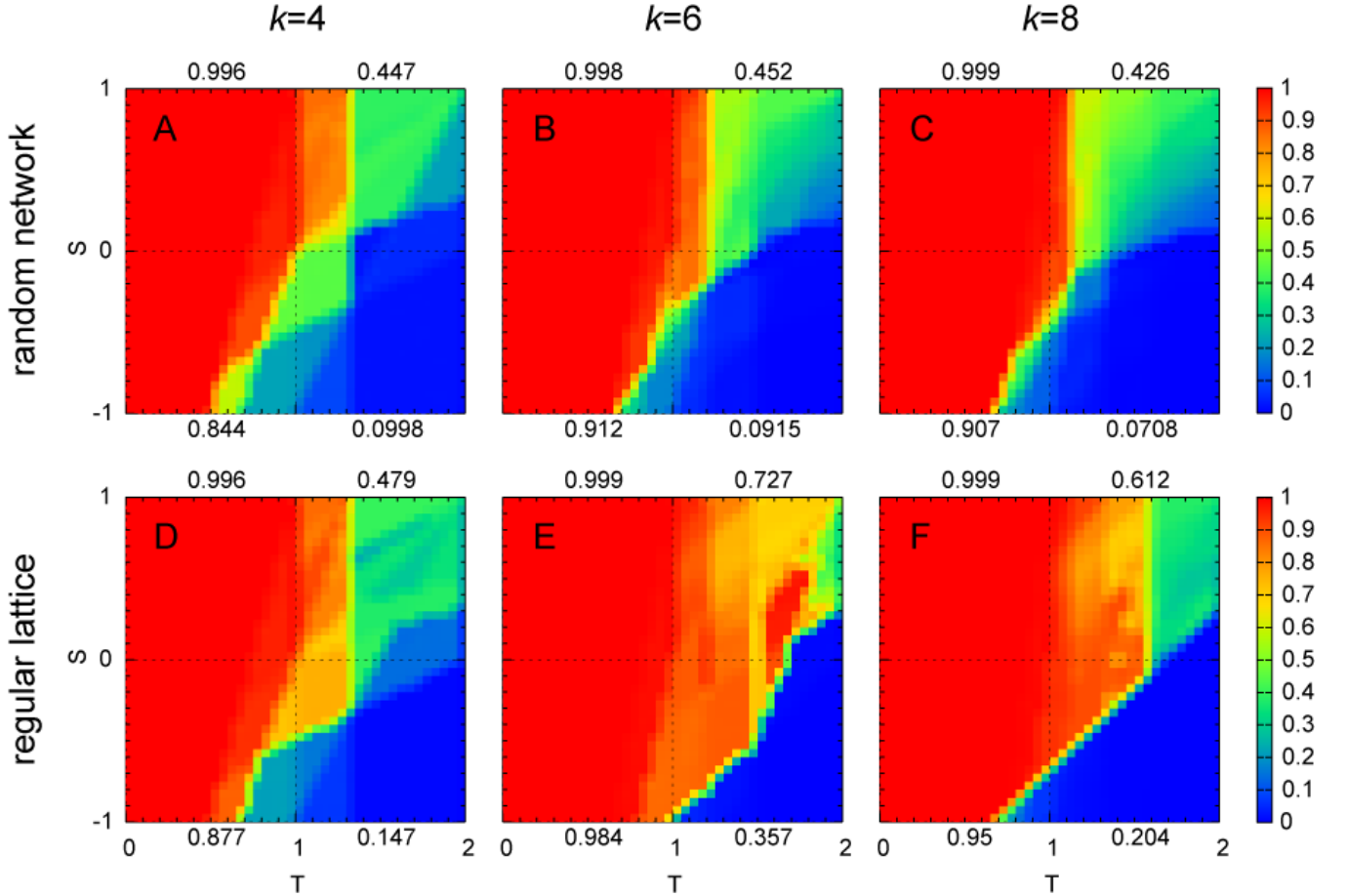


FIG. 7: (Color online) Asymptotic density of cooperators x^* in homogeneous random networks (upper row, A to C) compared to regular lattices (lower row, D to F), with degrees $k = 4$ (A, D), 6 (B, E) and 8 (C, F). The update rule is unconditional imitation and the initial density of cooperators is $x^0 = 0.5$. Cooperation is fostered in Stag Hunt games in all cases. As in Fig. 5, the differences between homogeneous random networks and regular lattices of the same degree are significant only when the regular lattices have large clustering ($k = 6$ and 8). Note the non-monotonicity of the results, compared with the other update rules (see text). With this update rule the promotion of cooperation clearly extends to Snowdrift and Prisoner's Dilemma games.

the local property of large clustering. Figure 8 shows a comparison between the results obtained with the small-world topology and the corresponding initial regular lattice, for all four update rules. The evolutionary outcomes are almost identical, and the tiny quantitative differences can only be noticed by means of the mean cooperation index associated with each game. Consequently, a small number of defects in the spatial structure of a lattice does not alter its effect on the evolutionary outcome, even if they lead to a drastic decrease of the diameter of the network. Very similar results are obtained for other values of the probability of reshuffling, as long as the network clustering is preserved.

Considering these results from another point of view, we can state that the influence on cooperation of the small-world topology, in what concerns the evolutionary outcome and at least for the kinds of games and update rules considered in this work, is determined by its feature of high clustering, which in the Watts-Strogatz model

comes from the regular lattice employed to generate the network. This conclusion is in agreement with existent theoretical work on Prisoner's Dilemma [17, 37, 38] and its extensions [68, 69], on Snowdrift games [28], and also with experimental studies on coordination games [70]. The reader should note that some of these works have reported a greater *efficiency* of small-world networks compared to regular lattices, concerning the time of convergence to the stationary state, a property that we have also verified in the broader scope of games of our study. It is reasonable to conjecture that this improvement in efficiency is caused by the other typical small-world feature, the low mean distance, as it is discussed in Sec. V, which deals with the model dynamics.

All the results presented so far have been obtained with a synchronous update of strategies. Recalling the impact of using asynchronous update reported by Huberman and Glance [36], we have studied all the previous models in its asynchronous version. We have found that the influ-

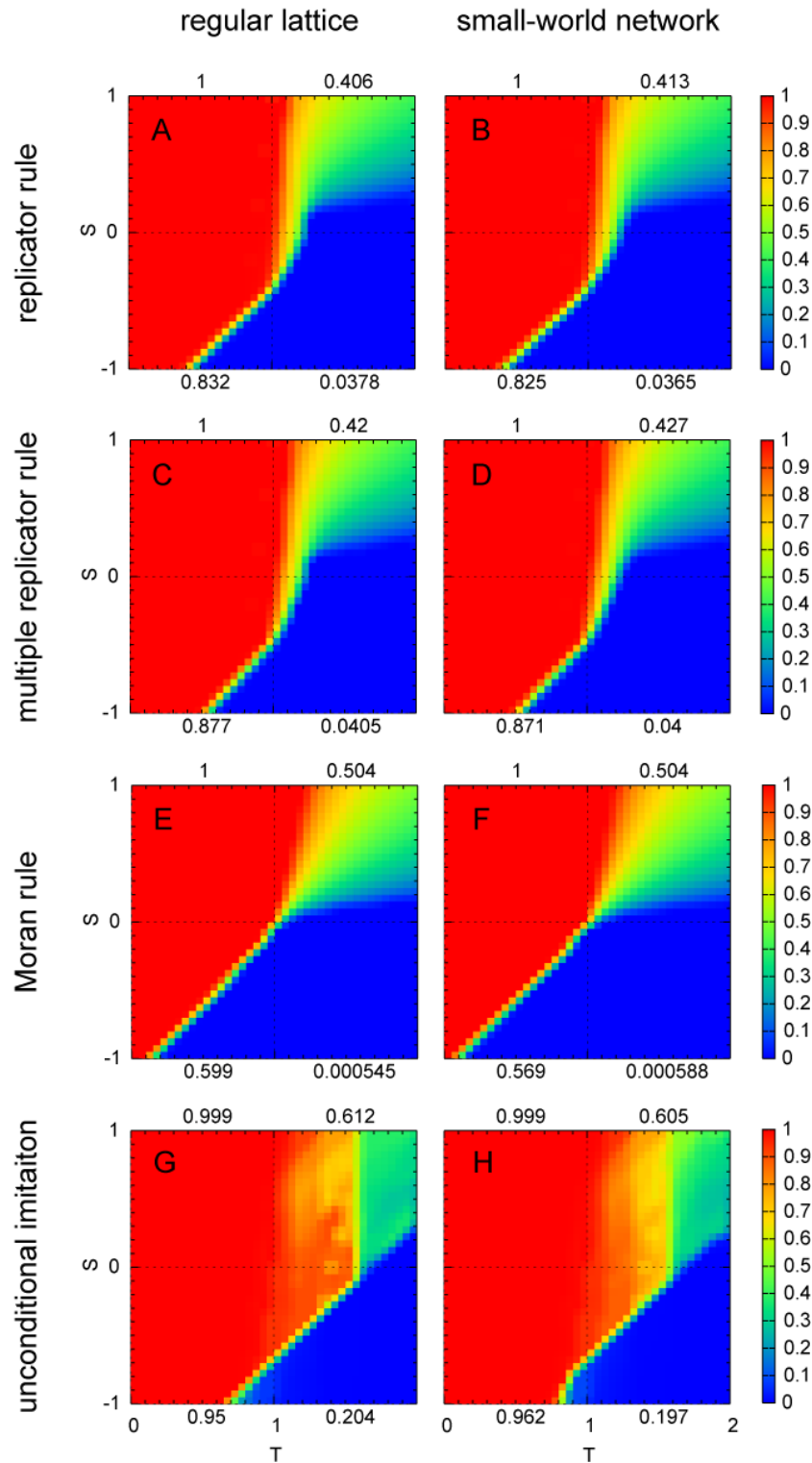


FIG. 8: (Color online) Asymptotic density of cooperators x^* in regular lattices (left column) compared to small-world networks (right column), all with degree $k = 8$. The update rules are: replicator rule (first row), multiple replicator rule (second row), Moran rule (third row) and unconditional imitation (fourth row). The initial density of cooperators is $x^0 = 0.5$. Notice that the panels A, E and G are the same as, respectively, the panels 5 F, 6 F and 7 F, repeated here to facilitate the comparison. The evolutionary outcomes are practically identical for all the update rules, showing that the effect of small-world networks on the asymptotic state is due to the high clustering, also present in the regular lattices used to generate them. The probability of reshuffling used to generate the small-world networks was $p = 0.01$ (see text).

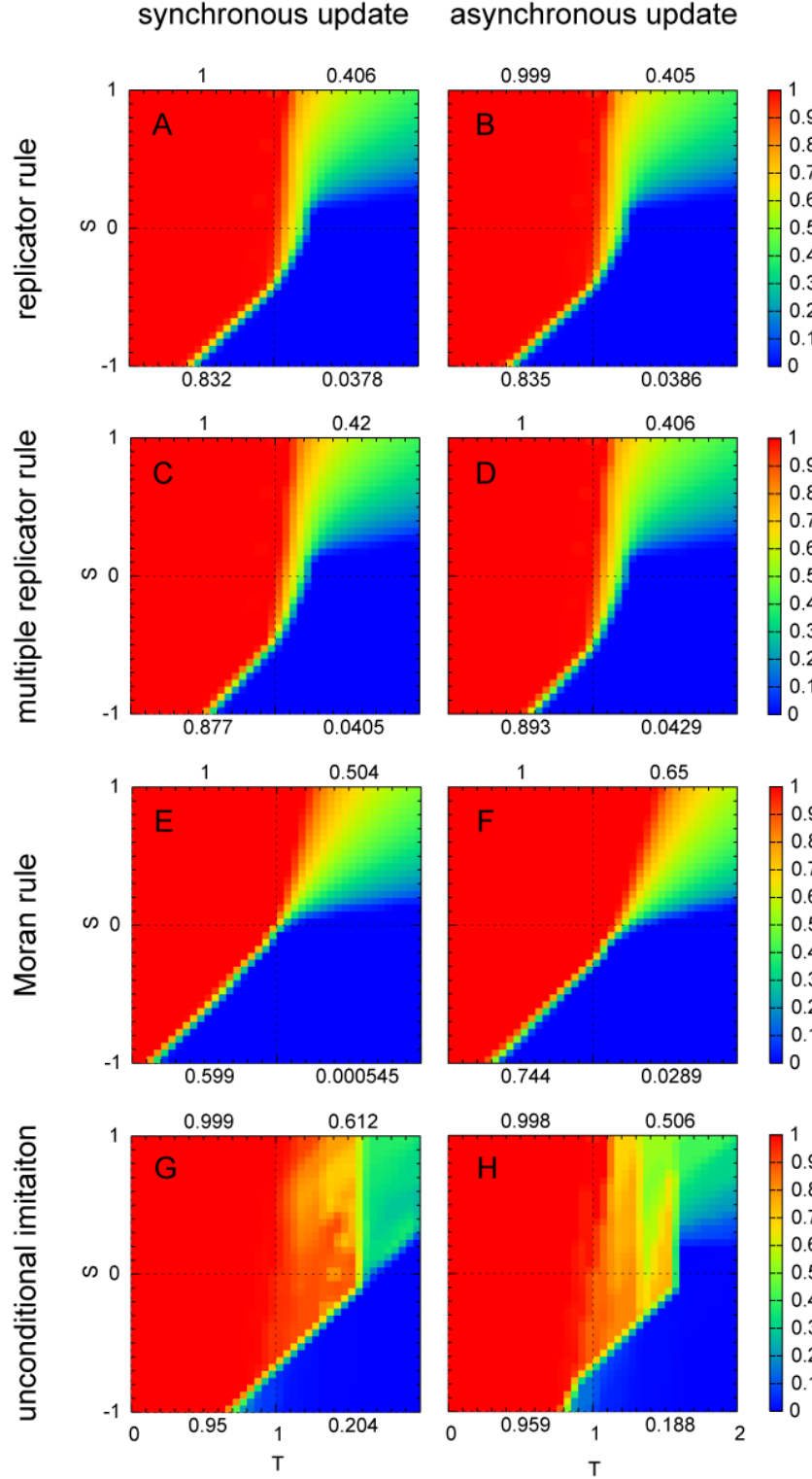


FIG. 9: (Color online) Asymptotic density of cooperators x^* in regular lattices of degree $k = 8$, with synchronous update (left column) compared to asynchronous (right column). The update rules are: replicator rule (first row), multiple replicator rule (second row), Moran rule (third row) and unconditional imitation (fourth row). The initial density of cooperators is $x^0 = 0.5$. As in Fig. 8, the panels A, E and G are the same as, respectively, the panels 5 F, 6 F and 7 F. With the replicator and multiple replicator rules the evolutionary outcome is very similar, whereas some differences appear in the case of the Moran rule. With unconditional imitation the results are also quite similar, but there are differences for some points, specially those in the Snowdrift square with $S \lesssim 0.3$ and $T > 5/3 \approx 1.67$. The particular game studied by [36], which reported an inhibition of cooperation due to the asynchronous update, belongs to this region.

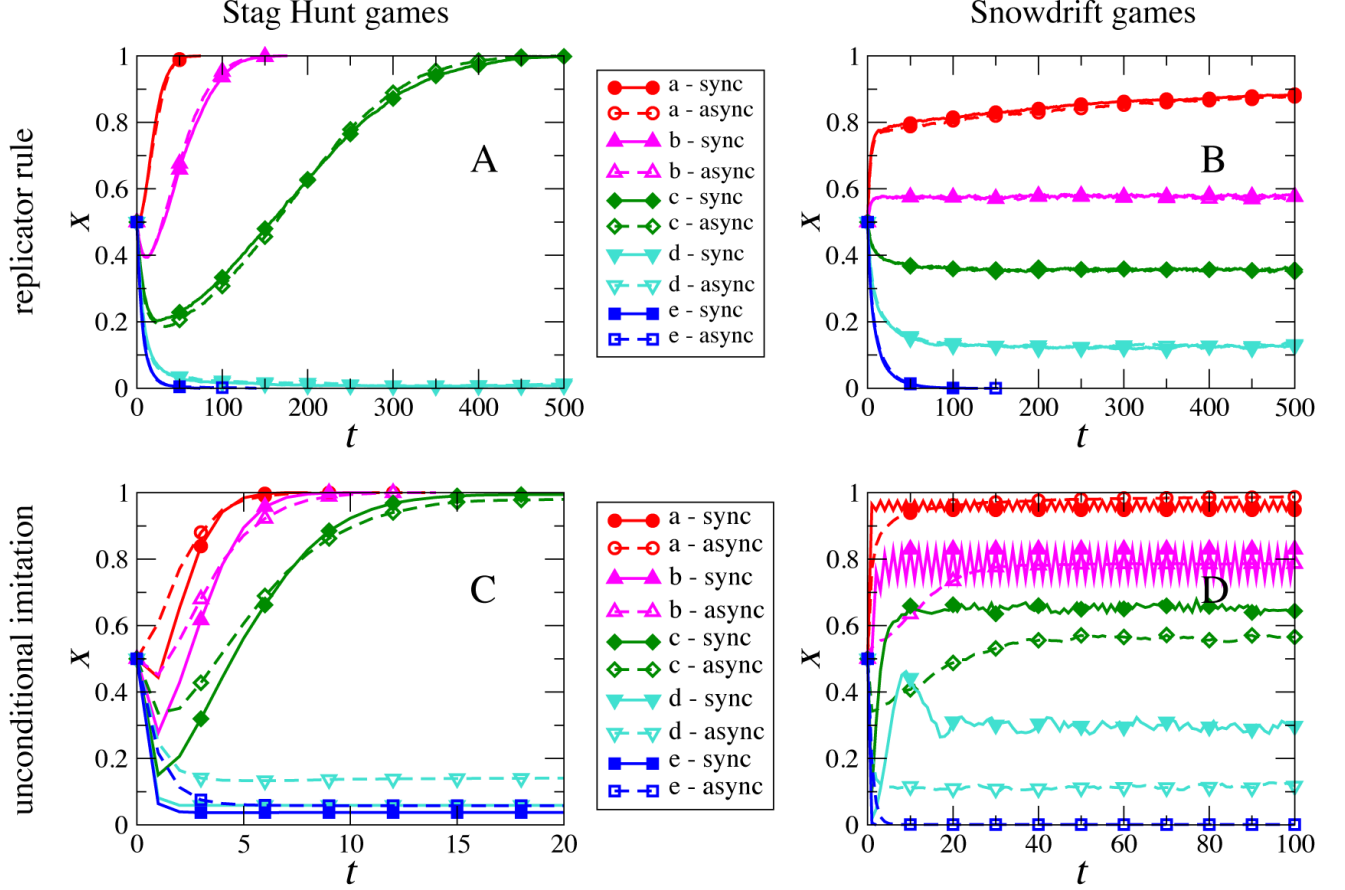


FIG. 10: (Color online) Time evolution of the density of cooperators x in regular lattices of degree $k = 8$, for typical realizations of Stag Hunt (left column) and Snowdrift games (right column). The update rules are the replicator rule (upper row) and unconditional imitation (lower row). The realizations with synchronous update are represented by continuous lines and filled symbols, whereas the asynchronous ones appear with dashed lines and empty symbols. Colors and symbols are as indicated in the legends. The Stag Hunt games for the replicator rule (A) are: a, $S = -0.4$, $T = 0.4$; b, $S = -0.5$, $T = 0.5$; c, $S = -0.6$, $T = 0.6$; d, $S = -0.7$, $T = 0.7$; e, $S = -0.8$, $T = 0.8$. For unconditional imitation the Stag Hunt games (C) are: a, $S = -0.6$, $T = 0.6$; b, $S = -0.7$, $T = 0.7$; c, $S = -0.8$, $T = 0.8$; d, $S = -0.9$, $T = 0.9$; e, $S = -1.0$, $T = 1.0$. The Snowdrift games are, for both update rules (B, D): a, $S = 0.9$, $T = 1.1$; b, $S = 0.7$, $T = 1.3$; c, $S = 0.5$, $T = 1.5$; d, $S = 0.3$, $T = 1.7$; e, $S = 0.1$, $T = 1.9$. The initial density of cooperators is $x^0 = 0.5$ in all cases. The time scale of the asynchronous realizations has been re-scaled by the size of the population $N = 10^4$, so that for both kinds of update a time step represents the same number of update events in the population. Figures A and B show that, in the case of the stochastic rule, not only the outcome but also the time evolution is independent of the kind of update. With unconditional imitation the results are also very similar for Stag Hunt (C), but not so much in Snowdrift (D), displaying the influence of the type of updating in this case. Notice also that unconditional imitation causes a much faster evolution than the replicator rule.

ence of asynchronicity is the exception rather than the rule, and that this influence is very dependent on the update rule used. As Fig. 9 shows, with the replicator and multiple replicator rules the evolutionary outcome is very similar, whereas for the Moran rule and unconditional imitation some differences appear. With this last rule, which was the one used in [36], the only important variation takes place in a particular subset of Snowdrift games. Therefore, the discrepancy reported by [36] is restricted to a small subset of 2×2 games and the use of unconditional imitation as update rule. This conclusion

is in agreement with previous work which has studied this issue in more limited settings, for the Prisoner's Dilemma [10, 11, 32] or the Snowdrift game [27, 28]. We can add that, if the time is re-scaled so that a time step represents the same number of update events in the population, then the time evolution is also very similar, specially for stochastic update rules, as Fig. 10 reveals.

Finally, we have investigated the influence of the intensity of selection on the evolutionary outcome of games in spatial lattices, by means of the Fermi rule. Figure 11 displays an example of the results for different intensities

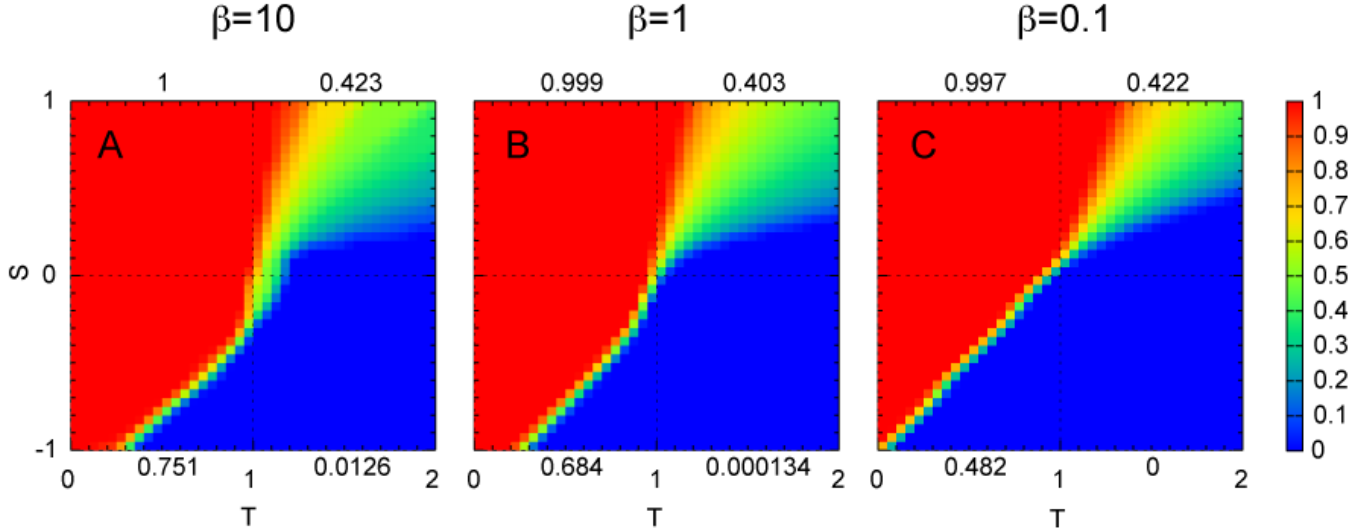


FIG. 11: (Color online) Asymptotic density of cooperators x^* in regular lattices of degree $k = 8$, for the Fermi update rule with β equal to 10 (A), 1 (B) and 0.1 (C). The initial density of cooperators is $x^0 = 0.5$. For high β the result is quite similar to that obtained with the replicator rule (Fig. 5 F). As β decreases, or equivalently for weaker intensities of selection, the influence becomes smaller and more symmetrical between Stag Hunt and Snowdrift games.

of selection, showing that weak selection has two important effects, in comparison with strong selection. First, it reduces the influence of the network on the evolutionary outcome, and second, it symmetrises its effects on Stag Hunt and Snowdrift games. These two effects are consistent with the analytical calculations for the weak selection limit and homogeneous random networks [65] discussed in the previous section. Our results provide thus evidence of the following two key aspects of weak selection, compared to strong selection, which to the best of our knowledge have not been reported in the literature. On one hand, the magnitude of the effect of spatial structure is clearly smaller, with evolutionary outcomes much more similar to those of an unstructured population. On the other hand, the nature of the effect is also different, as weak selection has the same influence on cooperation (promotion or inhibition) in Stag Hunt and Snowdrift games, namely on those games symmetric with respect to the line $S + T = 1$ in the ST -plane.

V. DISCUSSION

In the previous section we have given our answer, by means of a systematic and exhaustive simulation program, to the open questions that we presented in Sec. III. We have highlighted the importance of the update rule and the singularity of unconditional imitation, which is the only rule among those studied here that yields a significant promotion of cooperation in the Prisoner's Dilemma. We have provided compelling evidence that, in general, the game in which the positive effect of spatial structure on cooperation is robust against changes in the update rule is the Stag Hunt, a coordination game. With

stochastic rules, such as the replicator rule, this promotion of cooperation in Stag Hunt games is accompanied by an asymmetric influence, i.e. an inhibition of cooperation, in Snowdrift games. In addition, we have found that the strength of the effect of spatial structure is directly linked to the presence of clustering in the network. And finally, we have seen how weak selection attenuates the influence of spatial structure and symmetrizes the effects on Stag Hunt and Snowdrift games.

In the present Section we want to consider the causes of such features, looking for explanations rooted on the basic mechanisms that take place during the evolution of the population. To this aim, let us consider a population with no structure, i.e. connected by a complete network. A cooperator and a defector obtain the following payoffs

$$\pi_c = (n_c - 1) + n_d S \approx N(x + (1 - x)S), \quad (14)$$

$$\pi_d = n_c T = NxT, \quad (15)$$

N being the population size, n_c and n_d the total number of cooperators and defectors, and x the global fraction of cooperators.

With a structured population, however, each individual only plays with her neighbors. Then, the payoffs are

$$\pi_c = \hat{n}_c + \hat{n}_d S = k(\hat{x} + (1 - \hat{x})S), \quad (16)$$

$$\pi_d = \hat{n}_c T = k\hat{x}T, \quad (17)$$

\hat{n}_c and \hat{n}_d being the number of cooperators and defectors that the player is connected to, and \hat{x} the local fraction of cooperators in the player's neighborhood. Note that x is a global variable, whereas \hat{x} is defined for every player. As a result, the effect of population structure can be understood as the replacement of the global density x by the player-dependent local densities \hat{x} .

Let us now assume that the effect of spatial structure is to increase the local densities \hat{x} with respect to the global density x . Considering Stag Hunt games in the first place, for a given initial condition x^0 there must be a subregion of the Stag Hunt square in which x_e verifies $x^0 < x_e < \hat{x}^0$. For these games a complete network would produce an outcome of $x^* = 0$, whereas the structured population would yield $x^* = 1$, with the subsequent promotion of cooperation. On the other hand, for Snowdrift games, the equilibrium will be reached when $\hat{x}^* = x_e$. Since $x^* < \hat{x}^*$ this causes a global inhibition of cooperation.

This mechanism would explain the opposite effects on Stag Hunt and Snowdrift games, and the absence of effects when the game has only one equilibrium, which is the case with Harmony and Prisoner's Dilemma games. In fact, the increase in the local densities is enforced by the correlations that arise as a result of the spatial structure, i.e. because several neighbors observe simultaneously the same high or low \hat{x} , as we will see below. For homogeneous random networks and lattices with low clustering, correlations are weak, and hence their influence on cooperation is hardly noticeable. Lattices with large clustering, however, allow strong correlations to develop, raising the local densities to such an extent that they have an important influence on the evolutionary outcome. Considering the time evolution in the case of Stag Hunt games, the local densities fluctuate over the population in the initial random condition, with cooperators more or less connected to other cooperators. Those with small \hat{x} eventually disappear, while those with large \hat{x} convert, with high probability, their defective neighbors to cooperators. This is the point when the large clustering plays its crucial role: newly converted cooperators will be connected not only to the cooperator whose strategy they have just adopted, but also to some of her neighbors (because of the network clustering), which are, with high probability, cooperators as well (because of the high \hat{x} of the initial cooperator). Hence the new cooperator will also have a large local density of cooperators. Then, this process continues until the population reaches full cooperation.

In other words, for Stag Hunt games the large clustering of the network allows the high values of local densities caused by random fluctuations in the initial condition to propagate all over the population. This is the reason why, in the range of parameters where the population structure is critical for the prevailing of cooperation, mesoscopic structures develop in the form of compact clusters of cooperators, as was observed by Nowak and May [6]. It is at the interfaces of these clusters that the explained mechanism takes place. See Fig. 12 for some snapshots of a typical example of this phenomenon. It is clear that for these interfaces to propagate all over the population, the nodes that provide the clustering to the network, i.e. those that have a number of neighbors that are neighbors themselves, must be connected throughout the full network structure, as it is the case with the spatial networks

studied here. Interestingly, this observation is in agreement with the importance of the “percolation of overlapping triangles” reported in the context of other network models [71]. Considering small-world networks, clusters of cooperators are able to grow like in regular lattices, because of the network clustering. But in this case, the existence of “shortcuts” in the network, due to the low mean distance between nodes, facilitates the spreading of clusters, thus reducing the time needed for the population to reach full cooperation.

In the case of Snowdrift games, cooperators tend to aggregate as well, but this immediately raises the payoff of the surrounding defectors more than that of the cooperators, which makes them switch to defection, thus disintegrating the embryonic cluster. The overall effect is a decrease in the global cooperator density. Besides, as the nucleation effect does not develop beyond its initial stages, the inhibition of cooperation in Snowdrift games is not as strong as the promotion in Stag Hunt games.

Nevertheless, unconditional imitation does promote cooperation in Snowdrift and even in Prisoner's Dilemma, on lattices with large clustering. Obviously, the effect of the network topology is basically the same as with the stochastic update rules. This sharp difference in results lies in the lack of stochasticity of unconditional imitation, which makes the cluster interfaces advance uniformly, as Fig. 13 illustrates. As a consequence, the dynamics of flat interfaces takes on a special relevance in this case, determining the evolutionary outcome. For example, computing the payoff balance between cooperators and defectors arranged on both sides on a flat interface yields the most important transition line between full cooperation and full defection in the ST -plane (see Figs. 7 E-F): $T - S = 2$ for $k = 6$, and $T - S = 5/3$ for $k = 8$, as was reported in [6] (see also [21]).

An interesting “rule of thumb” to estimate the fate of cooperation on a spatially structured population was proposed by Hauert [35, 72]: cooperation emergence is directly related to the stability and growth of 3×3 clusters (see also [16] for a discussion on this point). We confirm this rule for unconditional imitation and $k = 8$, because in that case the growing conditions of a 3×3 cluster are exactly the same as the advance conditions of a flat interface mentioned above. Interestingly, this rule implies an independence of the evolutionary outcome from the initial density of cooperators x^0 . As long as there were, in the initial population, a small cluster that would grow (in fact, with $k = 8$, a 2×3 cluster is sufficient), the population would reach full cooperation. As expected, Fig. 14 shows that this is the case with unconditional imitation (lower row). But with the replicator rule (upper row) the corresponding transition between full cooperation and full defection does depend on the initial density of cooperators. This dependence on the initial condition means that, in the case of stochastic update rules, there is not one or a small subset of privileged configurations that determine the evolutionary outcome. This fact suggests that techniques such as pair approximation




FIG. 12: (Color online) Snapshots of the evolution of a population on a regular lattice of degree $k = 8$, playing a Stag Hunt game ($S = -0.65$ and $T = 0.65$). Cooperators are displayed in red (light gray) and defectors in blue (dark gray). The update rule is the replicator rule and the initial density of cooperators is $x^0 = 0.5$. The upper left label shows the time step t . During the initial steps, cooperators with low local density of cooperators \hat{x} disappear, meanwhile those with high local density grow into the clusters that eventually take up the full population.

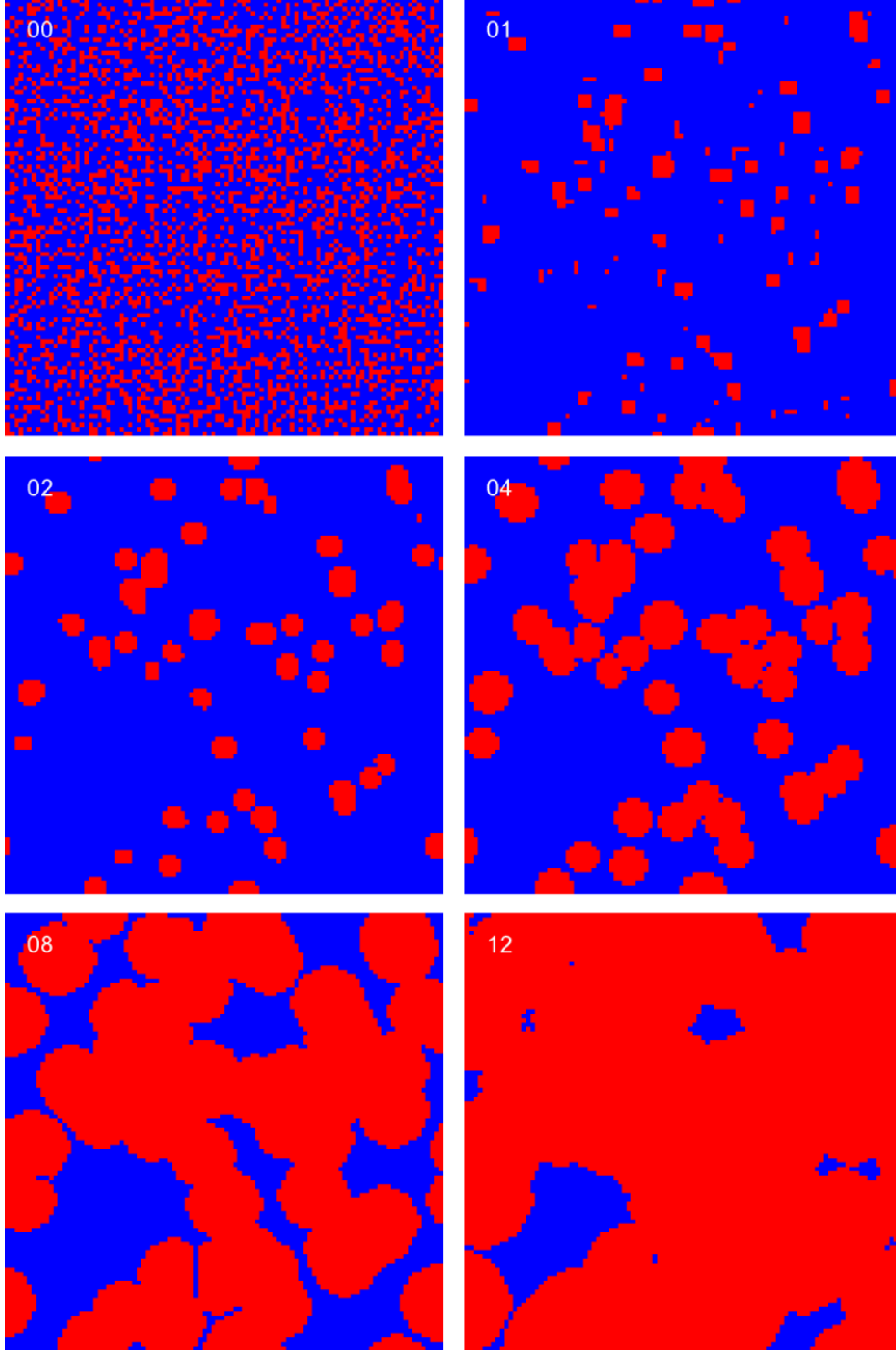


FIG. 13: (Color online) Snapshots of the evolution of a population on a regular lattice of degree $k = 8$, playing a Stag Hunt game ($S = -0.65$ and $T = 0.65$). Cooperators and defectors are displayed as in Fig. 12. The update rule is unconditional imitation and the initial density of cooperators is $x^0 = 1/3$ (this lower value than that of Fig. 12 has been used to make the evolution longer and thus more easily observable). The upper left label shows the time step t . As with the replicator rule, during the initial time steps clusters emerge from cooperators with high local density of cooperators \hat{x} . In this case, however, the interfaces advance deterministically at each time step, thus producing a much more rapid evolution (compare the time labels with those of Fig. 12).

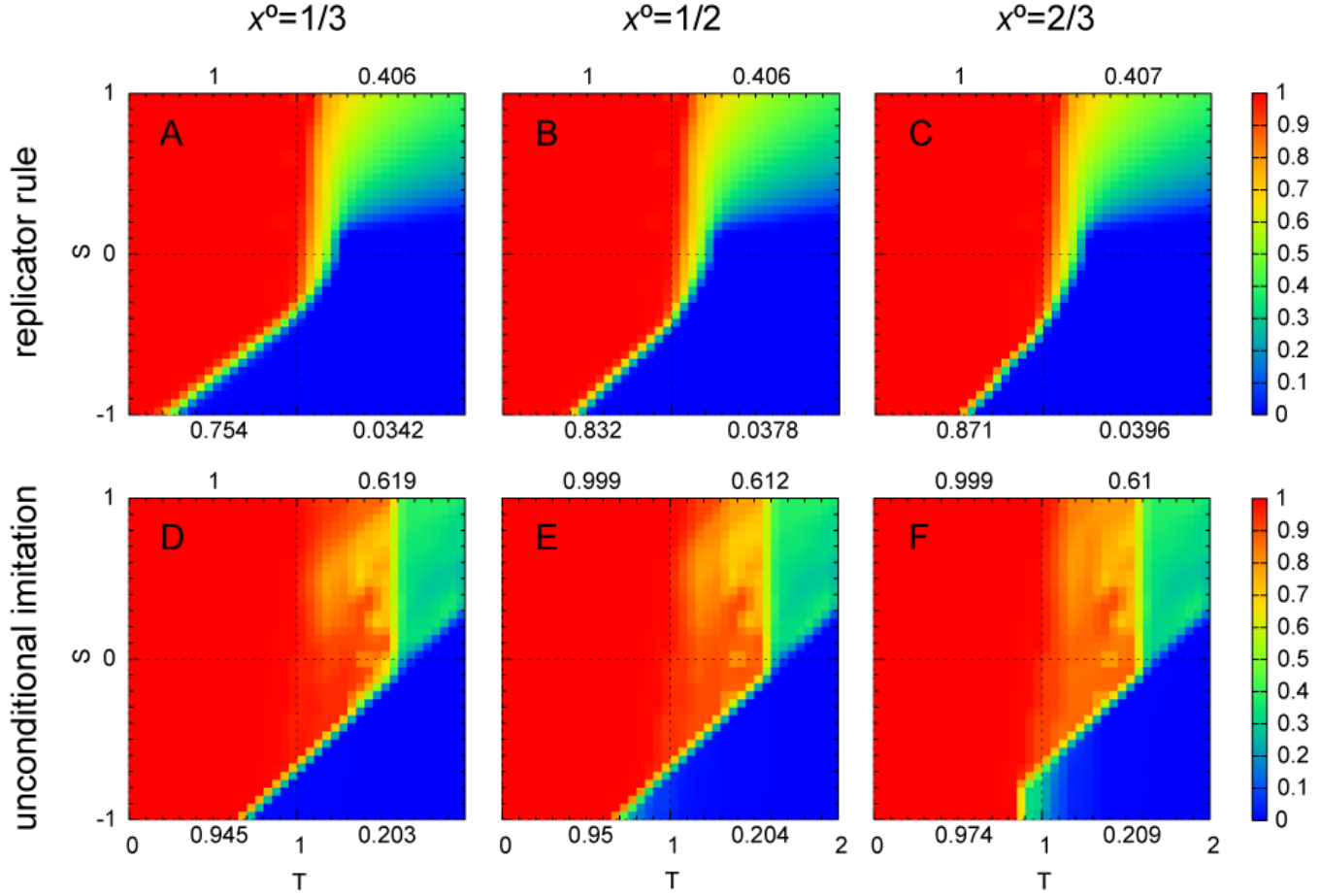


FIG. 14: (Color online) Asymptotic density of cooperators x^* in a regular lattice of degree $k = 8$, for different initial densities of cooperators $x^0 = 1/3$ (A, D), $1/2$ (B, E) and $2/3$ (C, F). The update rules are the replicator rule (upper row, A to C) and unconditional imitation (lower row, D to F). With the replicator rule, the evolutionary outcome in Stag Hunt depends on the initial condition, as is revealed by the displacement of the transition line between full cooperation and full defection. However, with unconditional imitation this transition line remains in the same position, thus showing the insensitivity to the initial condition. In this case, the outcome is determined by the presence of small clusters of cooperators in the starting random population, which is ensured for a large range of values of the initial densities of cooperators x^0 .

methods [73] are more appropriate to obtain estimations in this case. Notice also that, for stochastic rules and Stag Hunt games, in contrast to the “leveling out” of the initial density of cooperators reported by [35], we have found a promotion of cooperation for all the initial conditions studied, as the first row of Fig. 14 displays in comparison with Fig. 1.

Finally, the comparison of results between strong and weak selection pressure reveals important qualitative differences: with weak selection the effect of spatial structure is clearly attenuated and the asymmetry between the influence on Stag Hunt and Snowdrift games becomes a symmetric effect. We have seen that the effects with strong selection are rooted in the strong correlations that appear in the population as clusters form and grow. With weak selection correlations develop in a completely different manner, hence the change in results. The weak selection limit in the Fermi rule, given by $\beta \rightarrow 0$ in Eq. (7), yields a probability of copying the strategy of a neigh-

bor very close to 0.5, with a little bias proportional to the difference of payoffs. As a consequence, the changes in the local densities that the game causes diffuse over the population, without directly affecting the fate of the neighborhood that originated them, and thus giving rise to much weaker correlations than in the strong selection case.

VI. CONCLUSIONS

In this work we have addressed some important open questions about the effect of spatial structure on the evolution of cooperation. We have found an unquestionable dependence of the evolutionary outcome on the update rule, which has in turn consequences on the robustness of the spatial effects and on the influence of the synchronicity of the updating. Coordination or Stag Hunt games have showed up as the prototypical games for the

positive effect of spatial structure on the evolution of co-operation. The importance of network clustering as a general property has been clarified, along with its role in the influence of small-world networks. Selection pressure has also been identified as a key factor in these models, with a clear qualitative and quantitative influence, related to the symmetry of effects on coordination and anti-coordination games.

Methodologically, our work makes it clear the interest of studying the two-dimensional ST -space of 2×2 games, beyond a particular case or a one-dimensional parametrization of a game. Recent work on different topics has also shown so, as for example that of Santos and co-workers on the issue of network heterogeneity and the scale-free property [57, 74].

To conclude, we must recognize the strong dependence on details of evolutionary games on spatial networks. As a consequence, it does not seem plausible to expect general laws that could be applied in a wide range of practical settings. On the contrary, a close modeling including the kind of game, the evolutionary dynamics and the population structure of the concrete problem seems mandatory to reach sound and compelling conclusions. With no doubt this is an enormous challenge, but we believe that this is one of the most promising paths that the community working in the field can explore.

APPENDIX: METHODS INFORMATION

All the simulations were performed for a population size of $N = 10^4$. The initial density of cooperators was $x^0 = 0.5$ and the update of strategies was done synchronously, unless otherwise stated.

With synchronous update, all the individuals in the population play the game once with all their neighbors, compare payoff with them and decide the new strategy for the next time step. Then, they all update their strategy at once and their payoff is set to zero before the next step. With the asynchronous update, an individual is chosen at random. She and her neighbors play the game once, each one with all her neighbors, so that they earn the same payoff that they would have earned with a synchronous update. Then, the chosen individual compares payoff with her neighbors and updates her strategy accordingly. Finally, the payoff of all the individuals is set to zero before the next time step.

The time of convergence in the simulations was $T = 10^4$ steps for synchronous update and $T = N \times 10^4$ for the asynchronous case (N is the population size). This way the total number of update events is the same for both schemes. If the population did not reach full cooperation or defection, an average of the cooperator density during the last tenth of the time evolution was used to obtain the asymptotic cooperator density. Figure 10 shows that this time of convergence is enough to reach

a steady state, specially in the case of stochastic update rules, which are much slower than the deterministic unconditional imitation rule. Notice that we have used a much larger time of convergence than [35], which employed 48 time steps for a population size of 51×51 . We have found that, for population sizes like these ones, times well over 10^3 steps are needed to ensure a correct convergence, in agreement with many other works in the field, like for example [16, 18, 23, 24, 28, 71]. Hauert justified in [35] the choice of the time of convergence to minimize finite-size effects, so the system did not become aware of its finite dimensions. We disagree with this argument. Long times of convergence are typically needed for Stag Hunt games near the transition between full co-operation and full defection (see Fig. 10). In these cases, clusters of cooperators may require a long time to grow and occupy all the population. This means that in order to reach the steady state interactions of the system with its periodic images are unavoidable. On the other hand, the influence of system size manifests itself as a lower or greater probability of favorable configurations at initial time, which can logically have an effect on the final outcome (see Sec. V). So to actually determine finite-size effects there is no other way to proceed but to increase the size of the system. Reducing the evolution time only introduces uncontrolled errors of lack of convergence.

The studied region in the ST -plane was sampled in steps of 0.05. For each point in the resulting 41×41 grid, which corresponds to a concrete game, 100 realizations were performed to obtain a final average value for the asymptotic density of cooperators. The mean cooperation index for each game was calculated from the asymptotic values with the standard two-dimensional Simpson's quadrature rule [75].

Each realization started from a newly generated population, with strategies randomly assigned and the network, when applicable, also randomly built. The homogeneous random networks were constructed directly, assigning links randomly in the population, while ensuring an equal number of links for every individual. All the regular lattices were built with periodic boundary conditions. Regular lattices of degrees $k = 4$ and $k = 8$ were built with two-dimensional square grids and, respectively, von Neumann and Moore neighborhoods. Regular lattices of degree $k = 6$ were built with two-dimensional triangular grids and the 6 nearest neighbors.

ACKNOWLEDGMENTS

We thank Alex Arenas for a critical reading of the manuscript. This work is partially supported by Ministerio de Educación y Ciencia (Spain) under Grants Ingenio-MATHEMATICA and MOSAICO, and by Comunidad de Madrid (Spain) under Grants SIMUMAT-CM and MOSSNOHO-CM.

-
- [1] J. Maynard Smith and E. Szathmary, *The Major Transitions in Evolution* (Freeman, Oxford, 1995).
 - [2] E. Pennisi, *Science* **309**, 93 (2005).
 - [3] J. Maynard Smith, *Evolution and the Theory of Games* (Cambridge University Press, Cambridge, 1982).
 - [4] R. Axelrod, *The Evolution of Cooperation* (Basic Books, New York, 1984).
 - [5] M. A. Nowak, *Science* **314**, 1560 (2006).
 - [6] M. A. Nowak and R. M. May, *Nature* **359**, 826 (1992).
 - [7] G. Szabó and G. Fáth, *Phys. Rep.* **446**, 97 (2007).
 - [8] R. Axelrod and W. D. Hamilton, *Science* **211**, 1390 (1981).
 - [9] C. Hauert and M. Doebeli, *Nature* **428**, 643 (2004).
 - [10] M. A. Nowak, S. Bonhoeffer, and R. M. May, *Proc. Natl. Acad. Sci. USA* **91**, 4877 (1994).
 - [11] K. Lindgren and M. G. Nordahl, *Physica D* **75**, 292 (1994).
 - [12] V. Hutson and G. Vickers, *Philos. Trans. R. Soc. London B* **348**, 393 (1995).
 - [13] P. Grim, *Biosystems* **37**, 3 (1996).
 - [14] M. Nakamaru, H. Matsuda, and Y. Iwasa, *J. Theor. Biol.* **184**, 65 (1997).
 - [15] G. Szabó and C. Töke, *Phys. Rev. E* **58**, 69 (1998).
 - [16] K. Brauchli, T. Killingback, and M. Doebeli, *J. Theor. Biol.* **200**, 405 (1999).
 - [17] G. Abramson and M. Kuperman, *Phys. Rev. E* **63**, 030901(R) (2001).
 - [18] M. D. Cohen, R. L. Riolo, and R. Axelrod, *Rationality and Society* **13**, 5 (2001).
 - [19] M. H. Vainstein and J. J. Arenzon, *Phys. Rev. E* **64**, 051905 (2001).
 - [20] Y. F. Lim, K. Chen, and C. Jayaprakash, *Phys. Rev. E* **65**, 026134 (2002).
 - [21] F. Schweitzer, L. Behera, and H. Mühlenbein, *Adv. Complex Sys.* **5**, 269 (2002).
 - [22] M. Ifti, T. Killingback, and M. Doebeli, *J. Theor. Biol.* **231**, 97 (2004).
 - [23] C.-L. Tang, W.-X. Wang, X. Wu, and B.-H. Wang, *Eur. Phys. J. B* **53**, 411 (2006).
 - [24] M. Perc and A. Szolnoki, *Phys. Rev. E* **77**, 011904 (2008).
 - [25] T. Killingback and M. Doebeli, *Proc. R. Soc. Lond. B* **263**, 1135 (1996).
 - [26] M. Sysi-Aho, J. Saramäki, J. Kertész, and K. Kaski, *Eur. Phys. J. B* **44**, 129 (2005).
 - [27] A. Kun, G. Boza, and I. Scheuring, *Behav. Ecol.* **17**, 633 (2006).
 - [28] M. Tomassini, L. Luthi, and M. Giacobini, *Phys. Rev. E* **73**, 016132 (2006).
 - [29] L.-X. Zhong, D.-F. Zheng, B. Zheng, C. Xu, and P. Hui, *Europhys. Lett.* **76**, 724 (2006).
 - [30] L. E. Blume, *Games Econ. Behav.* **5**, 387 (1993).
 - [31] G. Ellison, *Econometrica* **61**, 1047 (1993).
 - [32] O. Kirchkamp, *J. Econ. Behav. Org.* **43**, 239 (2000).
 - [33] S. Wang, M. S. Szalay, C. Zhang, and P. Cserehely, *PLoS ONE* **3**, e1917 (2008).
 - [34] H. Fort, *Europhys. Lett.* **81**, 48008 (2008).
 - [35] C. Hauert, *Int. J. Bifurc. Chaos* **12**, 1531 (2002).
 - [36] B. A. Huberman and N. S. Glance, *Proc. Natl. Acad. Sci. USA* **90**, 7716 (1993).
 - [37] N. Masuda and K. Aihara, *Phys. Lett. A* **313**, 55 (2003).
 - [38] M. Tomochi, *Soc. Networks* **26**, 309 (2004).
 - [39] M. W. Macy and A. Flache, *Proc. Nat. Acad. Sci. USA* **99**, 7229 (2002).
 - [40] A. N. Licht, *Yale J. Int. Law* **24**, 61 (1999).
 - [41] B. Skyrms, *The Stag Hunt and Evolution of Social Structure* (Cambridge University Press, Cambridge, 2003).
 - [42] J. Maynard Smith and G. Price, *Nature* **246**, 15 (1973).
 - [43] R. Sugden, *Economics of Rights, Co-operation and Welfare* (Palgrave Macmillan, Hampshire, 2004), 2nd ed.
 - [44] P. E. Turner and L. Chao, *Nature* **398**, 441 (1999).
 - [45] J. Gore, H. Youk, and A. van Oudenaarden, *Nature* **459**, 253 (2009).
 - [46] J. C. Harsanyi and R. Selten, *A General Theory of Equilibrium Selection in Games* (MIT, Cambridge, Massachusetts, 1988).
 - [47] C. F. Camerer, *Behavioral Game Theory: Experiments in Strategic Interactions* (Princeton University Press, Princeton, 2003).
 - [48] J. Hofbauer and K. Sigmund, *Evolutionary Games and Population Dynamics* (Cambridge University Press, Cambridge, 1998).
 - [49] H. Gintis, *Game theory evolving* (Princeton University Press, Princeton, 2000).
 - [50] A. Rapoport and M. Guyer, *General Systems* **11**, 203 (1966).
 - [51] C. P. Roca, J. A. Cuesta, and A. Sánchez, *Phys. Rev. Lett.* **97**, 158701 (2006).
 - [52] D. Helbing, *Physica A* **181**, 29 (1992).
 - [53] K. H. Schlag, *J. Econ. Theory* **78**, 130 (1998).
 - [54] P. A. P. Moran, *The Statistical Processes of Evolutionary Theory* (Clarendon Press, Oxford, 1962).
 - [55] A. Traulsen, M. A. Nowak, and J. M. Pacheco, *Phys. Rev. E* **74**, 011909 (2006).
 - [56] G. Szabó, T. Antal, P. Szabó, and M. Droz, *Phys. Rev. E* **62**, 1095 (2000).
 - [57] F. C. Santos, J. M. Pacheco, and T. Lenaerts, *Proc. Natl. Acad. Sci. USA* **103**, 3490 (2006).
 - [58] J. Gómez-Gardeñes, M. Campillo, L. M. Floría, and Y. Moreno, *Phys. Rev. Lett.* **98**, 108103 (2007).
 - [59] M. G. Zimmermann, V. M. Eguíluz, and M. San Miguel, *Phys. Rev. E* **69**, 065102(R) (2004).
 - [60] J. M. Pacheco, A. Traulsen, and M. A. Nowak, *Phys. Rev. Lett.* **97**, 258103 (2006).
 - [61] L. G. Moyano and A. Sánchez, *J. Theor. Biol.* **259**, 84 (2009).
 - [62] A. Matsui, *J. Econ. Theory* **57**, 343 (1992).
 - [63] M. Newman, *SIAM Rev.* **45**, 167 (2003).
 - [64] M. A. Nowak, A. Sasaki, C. Taylor, and D. Fudenberg, *Nature* **428**, 646 (2004).
 - [65] H. Ohtsuki and M. A. Nowak, *J. Theor. Biol.* **243**, 86 (2006).
 - [66] S. Bocaletti, V. Latora, Y. Moreno, M. Chavez, and D. U. Hwang, *Phys. Rep.* **424**, 175 (2006).
 - [67] D. J. Watts and S. H. Strogatz, *Nature* **393**, 440 (1998).
 - [68] Z.-X. Wu, X.-J. Xu, Y. Chen, and Y.-H. Wang, *Phys. Rev. E* **71**, 037103 (2005).
 - [69] Z.-X. Wu, X.-J. Xu, and Y.-H. Wang, *Chin. Phys. Lett.* **23**, 531 (2006).
 - [70] A. Cassar, *Games Econ. Behav.* **58**, 209 (2007).
 - [71] J. Vukov, G. Szabó, and A. Szolnoki, *Phys. Rev. E* **73**, 067103 (2006).
 - [72] C. Hauert, *Proc. R. Soc. Lond. B* **268**, 761 (2001).

- [73] U. Dieckmann, R. Law, and J. A. Metz, eds., *Pair approximations for different spatial geometries* (Cambridge University Press, 2000).
- [74] F. C. Santos, J. M. Pacheco, and T. Lenaerts, PLOS Comput. Biol. **2**, e140 (2006).
- [75] J. Stoer and R. Bulirsch, *Introduction to Numerical Analysis* (Springer, 2002), 3rd ed.