

Creep motion of a granular pile induced by thermal cycling

Thibaut Divoux, Hervé Gayvallet and Jean-Christophe G  minard.
*Universit   de Lyon, Laboratoire de Physique, Ecole Normale Sup  rieure de Lyon,
 CNRS, 46 All  e d'Italie, 69364 Lyon cedex 07, France.*

We report a time-resolved study of the dynamics associated to the slow compaction of a granular column submitted to thermal cycles. The column height displays a complex behavior: For a large amplitude of the temperature cycles, the granular column settles continuously, experiencing a small settling at each cycle; By contrast, for small-enough amplitude, the column exhibits a discontinuous and intermittent activity: successive collapses are separated by quiescent periods whose duration is exponentially distributed.

PACS: 47.57.Gc, 45.70.Cc, 62.20.Hg.

Literature canonically presents granular materials as a bunch of athermal particles [1, 2, 3, 4]. Indeed, the energy the grains necessitate to hop one over another (a few tenths of millimeter, for instance) is roughly 10 orders of magnitude higher than the ambient thermal agitation $k_B T$. This is probably one of the reasons why, the behavior of a granular assembly submitted to temperature fluctuations has received so few attentions. Nonetheless, uncontrolled thermal dilations of a granular pile has been reported to generate stress fluctuations large enough to hinder reproducible measurements of the stress field inside the pile [5, 6] and, even suspected to be the driving factor leading to large-scale "static avalanches" [7]. Indeed, the slow relaxation and compaction of a granular material, which has been hitherto produced by the input of mechanical energy [8], can be induced by periodically raising and then lowering the temperature of the granular assembly as recently brought to the fore by Chen and co-workers [9]. However, the compaction dynamics as well as the basic mechanisms at stake remain unknown. In this letter, we do adress the following questions: What is the dynamic of the top of a granular column submitted to thermal cycling? Does this compaction process exhibit features analog to aging, as other compaction processes do (tapping, cyclic shear...)? And finally, what is the behaviour of the grain assembly in the limit of low amplitude temperature, i.e. well below cycling amplitude of 40  C [9]?

Compaction of granular materials has been thoroughly studied over the past 20 years both experimentally and theoretically. It has been achieved by direct input of mechanical energy. By far, the most used device consists in a vertical-column which is periodically shaken with a controled vibration intensity. Under vibrations, a low-density granular-pile compacts towards a steady state with a final density that depends on the intensity of the vibrations [2, 3]. Nonetheless, those final states have been shown not to depend on the initial conditions (packing fraction) and even to be genuine thermodynamic states [10]. In addition to its general interest [8], vibrated granular materials have been found to exhibit deep common physical features with out-of-equilibrium

systems, such as glasses. First, the spectrum of density fluctuations was found to be strongly non-lorentzian [11], which is a signature of multiple timescales in the system. Also, the response of the column to an abrupt change in shaking intensity is analog to aging in glasses [12, 13]. Finally, in the limit of small-intensity vibrations, the relaxation rate becomes so slow that the system cannot reach the steady-state density within the experiment timescale. At the microscopic scale, a grain exhibits random motion within confined volumes or cages, occasionally longer exploration corresponding to a change of cage, and rarely jumps, during which it moves "significantly" [14]. Cyclic shear deformations of a granular assembly also leads to compaction and presents the same transient cage effects reminding colloidal glasses [4, 15]. Those experimental results have motivated numerous theoretical and numerical works, a review of which can be found in [8].

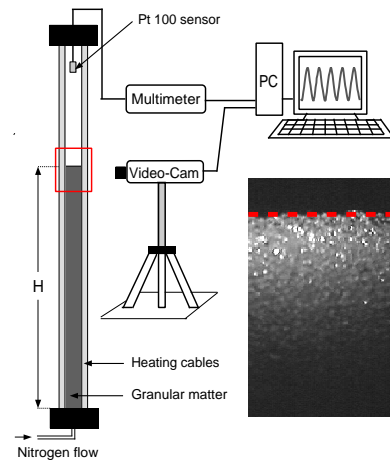


FIG. 1: (Color online) **Sketch of the experimental setup.**

Up to now, the heating of a granular pile has only been practised to develop dynamic light-scattering experiments [16] or to probe numerically its impact on the force network [17, 18]. Here, we report time-resolved measurements of the height of a granular column submit-

ted to thermal cycles which exhibit many features analog to aging.

Experimental setup- The experimental setup (Fig. 1) consists in a vertical glass-tube (height 1.7 m, inner diameter 1.6 cm) firmly fasten on a wall into the basement of the physics department, in order to flee mechanical vibrations. The sample consists of a column (height H) of spherical glass beads (diameter d) poured into the tube. An additional gas-input, at the bottom of the column, makes it possible to loose the pile thanks to an upward flow of dry nitrogen. The temperature cycles are imposed by means of a heating cable (Prolabo) directly taped on the outer surface of the tube wall. The resulting temperature is measured by means of a sensor (Pt 100, located close to the free surface of the granular material) and a multimeter (Keithley, 196). The free surface of the material, which is enlightened by a red LED (3 cd, located inside the tube, above the granular material) is imaged from the side with a video camera (Panasonic, WV-BP500) connected to a frame grabber board (Data Translation, DT2255). A macro, running under a data-processing software (WaveMetrics, IGOR Pro 4.0), makes it possible to drive the heating power, to record the resulting variations of the temperature and to measure accurately the height H from the images: A subpixel resolution (namely, less than a tenth of a pixel which typically stands for 5 μm) is achieved by considering the average position of the free surface, assumed to correspond to the inflection point in the vertical intensity-profile averaged over the whole diameter of the tube. Measurements are typically performed 20 times per cycle.

Due to long experimental-times, we limit our report to a given diameter $d = (510 \pm 90) \mu\text{m}$ of the grains (Whe-labrator, sodosilicate glass) and to a given period $2\pi/\omega = 600$ s of the cycles. The cycling period, 10 minutes, is arbitrarily chosen small enough to avoid excessively-long experimental-times but large enough to insure that the associated penetration-length $\sqrt{2\lambda/(\rho C\omega)} \simeq 6$ mm is about the tube radius ($\lambda \simeq 0.2 \text{ W m}^{-1} \text{ K}^{-1}$ and $C \simeq 10^6 \text{ J m}^{-3} \text{ K}^{-1}$ respectively denote the thermal-conductivity and heat-capacity of a typical glass-grains pile [19].) It is here crucial to note that the column is heated homogeneously along its whole length but that the temperature is likely to vary in the radial direction.

Previous to each experiment, the granular column is prepared in a low-density state thanks to the dry-nitrogen upwards flow. The top of the column is then higher than the field imaged by the camera (typically 1 cm above) and we set the amplitude of the cycles, ΔT , to the largest accessible value, $\Delta T = 27.1^\circ \text{C}$. The preparation of the sample ends when the top of the column enters the observation field. At this point, the granular column is "quenched": The amplitude of the cycles is set to the chosen value, $\Delta T \in [0, 27.1]^\circ \text{C}$, which defines the origin of time $t = 0$. The granular column is subsequently submitted to, at least, 1000 cycles (one week).

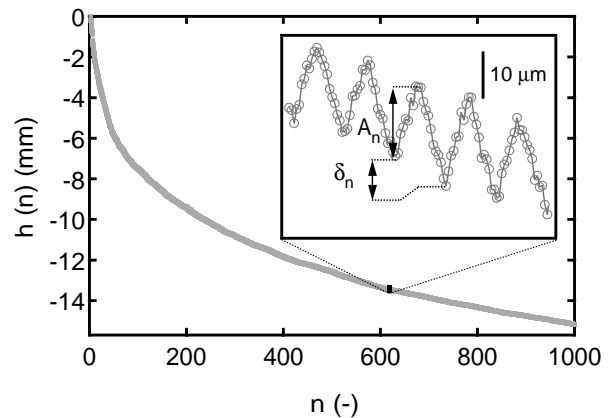


FIG. 2: **Height variation h_n vs. number of cycles n .** One observes first an almost exponential behavior at short time followed by a subsequent almost logarithmic creep at long time. Inset: Oscillations of the column height are associated with the temperature cycles. For the chosen ΔT , the column settles slightly at each cycle ($H = 140$ cm, $2\pi/\omega = 600$ s and $\Delta T = 10.8^\circ \text{C}$.)

Experimental results- Under the action of the temperature cycles the column height decreases [9]: We report the variation $h_n \equiv H(2\pi n/\omega) - H(0)$, where n denotes the time in units of the cycle period or, equivalently when integer, the number of imposed cycles (Fig. 2). We observe that the thermal-induced compaction is a very slow phenomenon: After one week (1000 cycles), the decrease of the height is of about 1.5 cm (about 1% of the height H), which indicates that the system remains very far from the maximum compaction within the experimental time. Accordingly, after the experiment, one can check that a small mechanical disturbance produces a large collapse of the granular column. We also checked that the height H of the column does not decrease when no temperature cycles are imposed, which proves that the mechanical vibrations and the changes in the room temperature have no (or little) effects in our experimental conditions.

Before we discuss the compaction dynamics, it is relevant to determine which part of the column is involved in the phenomenon. Our measurements are accurate enough for observing oscillations of H associated with the temperature variations (Fig. 2, inset). We observe on the raw data that the amplitude A_n , which is proportional to ΔT , increases logarithmically with n (Fig. 3). The oscillations of H are due to the thermal dilation of both the tube and the granular material. In order to assess the contribution of the granular material, we first determine the amplitude, $\delta h_t(z)$, of the tube displacement in the laboratory frame as a function of the height z (origin at the bottom of the column) by marking its outer wall. The amplitude $\delta h_t(z)$ is found to be linear in z and the slope provides us with an estimate of the linear thermal-expansion coefficient, $\kappa = (3.6 \pm 0.4) 10^{-6} \text{ K}^{-1}$,

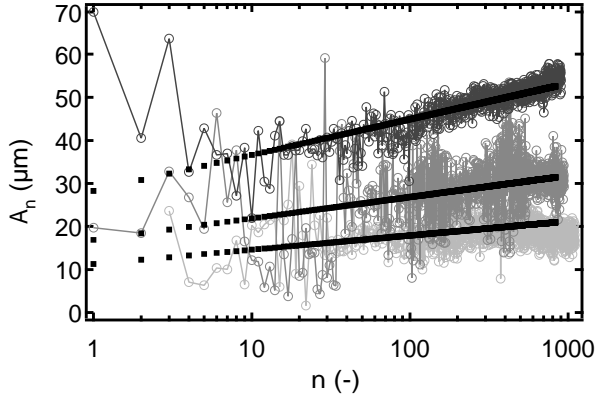


FIG. 3: **Amplitude A_n vs. number of cycles n .** The data are successfully accounted for by $A_n = \Delta T [a_0 + b_0 \ln(n)]$ with $a_0 \simeq 0.0138 \mu\text{m/K}$ and $b_0 \simeq 0.0025 \mu\text{m/K}$ ($H = 140 \text{ cm}$, $2\pi/\omega = 600 \text{ s}$ and, from bottom to top, $\Delta T = 10.8, 16.2$ and 27.1°C .)

of the tube material. Then, considering the relative variation of the inner volume, we write the relation between the amplitude A_n and the relative variation, $\delta V_g/V_g$, of the volume V_g of the granular material: $A_n - \delta h_t(0) = H(\delta V_g/V_g - 2\kappa\Delta T)$. Experiments performed for different height H demonstrate that $A_n - \delta h_t(0)$ is proportional to H , which shows that $\delta V_g/V_g$ is independant of H . We thus infer that the whole height H of the granular column is involved in the observed oscillations of the free surface. From the same data, we can obtain a rough estimate of the thermal expansion coefficient of the granular material, κ_g : For a homogeneous temperature-variation, ΔT , in the whole cross-section of the tube, we would have $\delta V_g/V_g = 3\kappa_g\Delta T$. With this assumption, κ_g is found to be very close to κ and to increase by about 10% during the first 1000 cycles (Fig. 3) as a consequence of a variation of about 1% of the density (Fig. 2).

Let us now discuss the compaction dynamics. For a large ΔT (typically more than 3°C), the column systematically compacts during the decrease of the temperature, at each cycle, and the amplitude δ_n of the collapses (defined in Fig. 2, inset) decreases when n increases, which accounts for the overall behavior of H as a function of n . The column height first decreases almost exponentially to reach, after the characteristic number n_c of cycles, an almost logarithmic behavior at long time (Fig. 2). This response to the thermal quenching is very similar to the one the system exhibits to a step strain solicitation [20]. An estimate of n_c can be extracted from the experimental data by interpolating h_n with the test function $h_n = h_0 + h_e \exp(-n/n_c) + h_l \ln(n)$ (In order to insure that our results do not significantly depend on the test function, we checked, in addition, that the shortest characteristic time obtained from the interpolation by a double exponential [21] is consistent

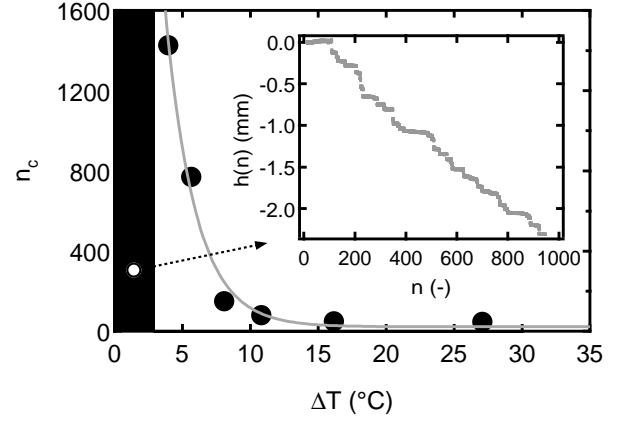


FIG. 4: **Characteristic number n_c vs. amplitude ΔT .** The characteristic number of cycles n_c increases drastically when ΔT is decreased and even seems to diverge for $\Delta T_c \simeq 3^\circ\text{C}$. Inset: For $\Delta T < \Delta T_c$, the column settles, by jumps, linearly with time. Seeking for readability, we only display data obtained during the first half of the experiment duration (two weeks, $H = 140 \text{ cm}$, $2\pi/\omega = 600 \text{ s}$ and $\Delta T = 2.8^\circ\text{C}$.)

with n_c and presents the same behavior as a function of ΔT .) We observe that n_c drastically increases when ΔT is decreased. Moreover, n_c even seems to diverge at ΔT_c (We get $2.8 < \Delta T_c < 4.0^\circ\text{C}$, Fig. 4), which prefigures a qualitatively-different dynamics of the column compaction at a lower amplitude.

For $\Delta T < \Delta T_c$, one indeed observes a qualitatively-different dynamics. The column is not flowing regularly anymore, but evolves by successive collapses separated by rest periods (Fig. 4, inset). The overall compaction velocity is constant (steady regime) and it is therefore interestingly possible to consider the probability distribution $P(\Delta n)$ of the number of cycles Δn between two successive collapses (Fig. 5). However, due to the small number of collapses, $N = 175$, within the experimental time (2 weeks), the behavior of $P(\Delta n)$ is difficult to assess directly and we consider the cumulated probability, $F(\Delta n) \equiv \int_{\Delta n}^{\infty} P(x) dx$ instead. A convenient way to estimate $F(\Delta n)$ is to re-order the set $\{\Delta n^{(i)}\}$ of the $N - 1$ experimental values into the series $\{\Delta n'^{(j)}\}$ such that $\Delta n'^{(1)} > \Delta n'^{(2)} > \dots > \Delta n'^{(N-1)}$. Plotting $j/(N - 1)$ versus $\Delta n'^{(j)}$ for $j \in [1, N - 1]$ gives a rather precise estimate of $F(\Delta n)$ [22]. We obtain $F(\Delta n) \simeq \exp(-\Delta n/\Delta n^*)$ with $\Delta n^* \simeq 12$ for $\Delta T = 2.8^\circ\text{C}$ (Fig. 5a). The delay Δn between two successive collapses is thus observed to be exponentially distributed. By contrast, the amplitude of the corresponding collapses, δ_n , exhibits a Gaussian probability-distribution $Q(\delta)$ whose width is estimated to be $\delta^* = (63 \pm 4) \mu\text{m}$ (Fig. 5b), roughly a tenth of the grain diameter. The compaction of the material is thus shown to result from collapses that are randomly distributed in time.

Discussion and conclusion- A granular pile submitted

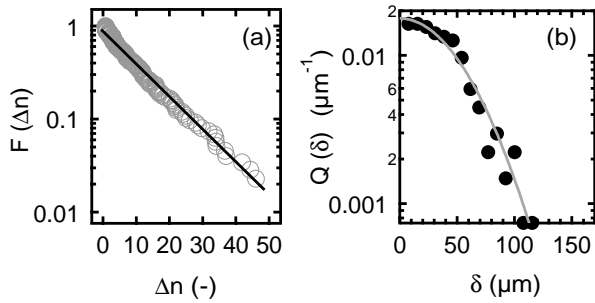


FIG. 5: **Statistics below the transition.** (a) : The cumulated probability $F(\Delta n) \simeq \exp(-\Delta n/\Delta n^*)$ is an exponential function of Δn and the characteristic number $\Delta n^* \simeq 12$. (b) : The probability distribution $Q(\delta) \simeq \exp[-(\delta/\delta^*)^2]$ is a Gaussian function whose width of the distribution $\delta^* = (63 \pm 4) \mu\text{m}$. The statistical data reported herein correspond to the 175 collapses observed within the experimental time (two weeks, $H = 140$ cm, $2\pi/\omega = 600$ s and $\Delta T = 2.8^\circ\text{C}$.)

to temperature changes and gravity settles in time. We observed that, even in the case of a granular column having a large aspect ratio, the whole height of the column is involved in the motion of the free surface. The time-resolved study of the height dynamics demonstrates that there exists, at a given amplitude of the temperature-cycles, a transition between two qualitatively-different regimes: For a large amplitude, the granular column settles continuously and the density of the material, after a transient, increases almost logarithmically in time; By contrast, for an amplitude lower than a critical value, the compaction of the granular material results from successive collapses, separated by randomly distributed delays, and the density increases linearly within the experimental time.

We are thus convinced that time-resolved measurements of the column height dynamics will help in identifying the basic mechanisms at stake. The dependance of the critical amplitude ΔT_c on the column height and diameter as well as on the cycling frequency for the same grains (in order to keep the surface rugosity constant) will provides us with very important clues. In particular, the sensitivity to the frequency ω will indicate the role played by the temperature gradient and, thus, by the relative dilation of two neighbor grains. Due to very long experimental times, we limited here our report to experiments which clearly demonstrate the existence of a transition at a finite amplitude of the thermal cycles. The results of a extensive study, conducted with several experimental devices working in parallel will be subject of a future publication. In addition, we are planning to listen to the noise which is associated with each of the collapses: By means of piezoelectric transducers, we will locate the origin of the collapse along the column. This

way, we hope to also correlate the macroscopic behavior to the local dynamics as already done for tapping [14, 23] and cycling shear experiments [4, 24].

Acknowledgments It's a pleasure to thank Éric Bertin, Sergio Ciliberto, and Jorge Kurchan for fruitful discussions.

-
- [1] J. Duran, *Sands, Powders, and Grains: An Introduction to the Physics of Granular Materials*, (Springer-Verlag, New York, 2000).
 - [2] J.B. Knight, C.G. Fandrich, C.N. Lau *et al.*, Phys. Rev. E **51** 3957 (1995).
 - [3] P. Philippe and D. Bideau, Eur. Phys. Lett. **60**, 677 (2002).
 - [4] O. Pouliquen, M. Belzons and M. Nicolas, Phys. Rev. Lett. **91**, 014301 (2003).
 - [5] L. Vanel and E. Clement, Eur. Phys. J. B **11**, 525 (1999).
 - [6] E. Clément, Y. Séréro, J. Rajchenbach and J. Duran, *Powder & Grains 1997, Proceedings of the IIIrd Intern. Conf. on Powders & Grains in Durham.*, (Balkema, Rotterdam, 1997).
 - [7] P. Claudin and J.-P. Bouchaud, Phys. Rev. Lett. **78**, 231 (1997).
 - [8] P. Richard, M. Nicodemi, R. Delannay, P. Ribière and D. Bideau, Nature materials, **4**, 121-128 (2005).
 - [9] K. Chen, J. Cole, C. Conger *et al.*, Nature **442**, 257 (2006).
 - [10] Ph. Ribière, P. Richard, P. Philippe, D. Bideau and R. Delannay, Eur. Phys. J. E **22**, 249-253 (2007).
 - [11] E.R. Nowak, J.B. Knight, E. Ben-Naim, H.M. Jaeger and S.R. Nagel, Phys. Rev. E **57**, 1971 (1998).
 - [12] C. Josserand, A. Tkachenko, D. Mueth and H. Jaeger, Phys. Rev. Lett. **85** 3632 (2000).
 - [13] A. Kabla and G. Debregeas, Phys. Rev. Lett. **92**, 035501 (2004).
 - [14] P. Ribière, P. Richard, R. Delannay *et al.*, Phys. Rev. Lett. **95**, 268001 (2005).
 - [15] M. Nicolas, P. Duru and O. Pouliquen, Eur. Phys. J. E **3**, 309-314 (2000).
 - [16] L. Djaoui and J. Crassous, Granular Matter **7**, 1985-1990 (2005).
 - [17] W.L. Vargas and J.J. McCarthy, AiChE Journal **47**, 1052-1059 (2001).
 - [18] W.L. Vargas and J.J. McCarthy, Phys. Rev. E **76**, 041301 (2007).
 - [19] J.-C. Géminard, and H. Gayvallet, Phys. Rev. E **64**, 041301 (2001).
 - [20] J. Brujić, P. Wang, C. Song *et al.*, Phys. Rev. Lett. **95**, 128001 (2005).
 - [21] G.C. Barker and A. Mehta, Phys. Rev. E **47**, 184-189 (1993).
 - [22] B.A. Berg and R.C. Harris, arXiv:0712.3852v1, (2007).
 - [23] G. Lumay, N. Vandewalle, Phys. Rev. Lett. **95**, 028002 (2005).
 - [24] G. Marty and O. Dauchot, Phys. Rev. Lett. **94**, 015701 (2005).