

High dimensional gaussian classification

Robin Girard^{??}

LJK, Grenoble, France

Abstract: High dimensional data analysis is known to be as a challenging problem (see [10]). In this article, we give a theoretical analysis of high dimensional classification of Gaussian data which relies on a geometrical analysis of the error measure. It links a problem of classification with a problem of nonparametric regression. We give an algorithm designed for high dimensional data which appears straightforward in the light of our theoretical work, together with the thresholding estimation theory. We finally attempt to give a general treatment of the problem that can be extended to frameworks other than gaussian.

AMS 2000 subject classifications: Primary 62C20.

Keywords and phrases: Classification, High dimension, Gaussian measure, thresholding estimator, dimension reduction, Linear Discriminant Analysis, Quadratic Discriminant Analysis.

Contents

1	Introduction	1
2	Affine perturbation of affine rules	5
3	Quadratic perturbation of quadratic rule	14
4	Classification procedure in high dimension: a way to solve Problem 2	19
5	Application to medical data and the TIMIT database	24
6	A more geometric alternative measure of error: the learning error	27
7	A geometrical Analysis of LDA to solve Problem 1	33
8	A general scheme to solve Problem 1	44
	Acknowledgements	54
	References	54

1. Introduction

Let \mathcal{X} be a vector space, typically $\mathcal{X} = \mathbb{R}^p$ but \mathcal{X} can also be an infinite dimensional polish space (i.e: separable complete metric space). In Section 8 \mathcal{X} is a separable Banach space. In the binary classification problem, the aim is to recover the unknown class $y \in \{0, 1\}$ associated with an observation $x \in X$. In other words, we seek a classification rule (also called classifier), i.e a measurable $g : \mathcal{X} \rightarrow \{0, 1\}$. This rule gives an incorrect classification for the observation x if $g(x) \neq y$. The underlying probabilistic model, that makes a performance measure of g possible, is set by distributions P_k ($k = 0, 1$) on \mathcal{X} . For $k = 0, 1$, the distribution P_k is the distribution of the data having label equal to k . In this

framework, the weighted sum of the probabilities of misclassification is defined by

$$\mathcal{C}(\pi, g) = \pi P_1(g(X) \neq 1) + (1 - \pi)P_0(g(X) \neq 0). \quad (1)$$

In a bayesian framework, the weight π reflects the marginal distribution of the label Y . In our approach, we do not want this marginal distribution to set the importance of the different errors. In the many applications we have in mind, such as tumour detection from an MRI signal, the class that appears most frequently is not necessarily the one for which a classification error has the most important medical consequences. This is the reason why we search a procedure g that minimise $\mathcal{C}(\pi, g)$ and not its bayesian counterpart : $P(g(X) = Y)$.

Here, we do not want to study the influence of the weight π in the problem. The main reason is that our results, to be given later, are simpler to formulate and to understand when $\pi = 1/2$, and that the problem we are interested in is the problem that rise from the high dimension of the space \mathcal{X} , and not the problem related to the use of π . Therefore, in the rest of the present paper we will make the assumption that $\pi = 1/2$. In the sequel, we will set $\mathcal{C}(g) = \mathcal{C}(1/2, g)$. This is a usual assumption (see for example Bickel and Levina [6])

In the case where $\pi = 1/2$ it is known that, if P_0 and P_1 are equivalent, then the rule that minimises $\mathcal{C}(g)$ is given by

$$g^*(x) = \mathbf{1}_V, \quad V = \{x \in \mathcal{X} : \mathcal{L}_{10}(x) \geq 0\} \quad \text{where } \mathcal{L}_{10} = \log \left(\frac{dP_1}{dP_0} \right) \quad (2)$$

is the logarithm of the likelihood ratio between P_1 and P_0 (i.e the Radon-Nikodym derivative).

In real life problems, \mathcal{L}_{10} is unknown, and the only thing we have is a substitute $\widehat{\mathcal{L}}_{10}$ of it. Also, it is natural to plug it in (2) and to use the classifier

$$g(x) = \mathbf{1}_{\widehat{V}}(x) \quad \text{and} \quad \widehat{V} = \left\{ x \in \mathcal{X} : \widehat{\mathcal{L}}_{10} \geq 0 \right\}.$$

The natural question that we will investigate in this article is the following:

Problem 1. *Is there a simple way to relate the excess risk $\mathcal{C}(g) - \mathcal{C}(g^*)$ to a measure of the log-likelihood "perturbation": $\widehat{\mathcal{L}}_{10} - \mathcal{L}_{10}$.*

In other words we seek an upper bound and a lower bound of $\mathcal{C}(g) - \mathcal{C}(g^*)$ by a simple-to-study real valued function of $\widehat{\mathcal{L}}_{10} - \mathcal{L}_{10}$. In this article we focus on the gaussian case, and unless the contrary is explicitly stated, P_1 and P_0 will be gaussian equivalent probabilities on \mathcal{X} . We investigate Problem 1 and the answer we obtain in the general case leads to the bound

$$\mathcal{C}(g) - \mathcal{C}(g^*) \leq c(r) \|\widehat{\mathcal{L}}_{10} - \mathcal{L}_{10}\|_{L_2(\gamma)}^{1/6}$$

while $\|\mathcal{L}_{10}\|_{L_2(\gamma)} \geq r > 0$ for a gaussian measure γ , where $c(r)$ is a constant only depending on r . In some particular cases (when $\widehat{\mathcal{L}}_{10} - \mathcal{L}_{10}$ and \mathcal{L}_{10} are affine)

we are able to give an explicit constant $c(\mathcal{L}_{10})$ and an exponent higher than $1/6$ (exponent 1).

If we suppose that P_0 and P_1 have equal covariance, then it is known that \mathcal{L}_{10} is affine and it is natural to take an affine $\widehat{\mathcal{L}}_{10}$. The corresponding procedure is usually called Linear Discriminant Analysis (LDA) (even if the underlying procedure is affine). If we suppose that P_0 and P_1 have different covariance, then \mathcal{L}_{10} is quadratic and it is natural to take a quadratic $\widehat{\mathcal{L}}_{10}$. The corresponding classification procedure will be called Quadratic Discriminant Analysis (QDA).

The corresponding procedures are also known as plug-in procedures: $\widehat{\mathcal{L}}_{10}$ is plugged into (2) in order to obtain g . Plug-in procedure have been studied in a different context (see for example [3] and the references therein), but our approach differs from those.

The interest of Problem 1 in the gaussian setting, is understood by addressing the problem of finding a good substitute $\widehat{\mathcal{L}}_{10}$ for \mathcal{L}_{10} . For example, in many applications, we are given a learning set consisting of n random variables drawn independently from P_1 and n' drawn from P_0 . The problem of finding a good substitute $\widehat{\mathcal{L}}_{10}$ of \mathcal{L}_{10} then becomes an estimation problem whose error measure is given in the answer to Problem 1. Also, our answer to Problem 1 given below gives rise to a natural way to estimate \mathcal{L}_{10} in high dimension, which is the answer to what we call Problem 2:

Problem 2. *Given a learning set, construct $\widehat{\mathcal{L}}_{10}$ in order to get a satisfactory classification procedure in high dimension: a procedure that can be justified theoretically and with numerical experiment.*

Classical methods of classification break down when the dimensionality is extremely large. For example. Bickel and Levina [6] have studied the poor performances of Fisher discriminant analysis. Although, the number of parameters to learn in order to build a classification rule seems to be responsible for the poor performance. In the sequel we shall give theoretical non-asymptotic results that emphasise this poor performances. To overcome the poor performance Bickel and Levina [6] propose to use a rule which relies on feature independence, Fan and Fan [12] propose to select the interesting features with a multiple testing procedure. Bickel and Levina give a theoretical study of a particular LDA procedure (i.e a LDA procedure based on a particular estimator $\widehat{\mathcal{L}}_{10}$), they do not study the QDA procedure.

The selection of interesting features constitutes a reduction of the dimension of the space on which the classification rule acts. Feature selection is widely used in high dimensional classification, the procedures used for selection of interesting features are often motivated by theoretical results (see [12]). Unfortunately, these theoretical results are based on the following two postulates. On the one hand, features can be a priori divided into two parts, an interesting one and a non interesting one. On the other hand, selecting the interesting features is necessary and sufficient to get a good classification rule. If we accept that these postulates reflect nothing but a relatively clear intuition, we would like to give

an analysis of the classification risk in order to justify a feature selection method based on multiple hypothesis testing.

Thresholding techniques are widely used in the non-parametric regression framework (see [9] for an introduction to the thresholding techniques), and as we shall see, the techniques can be used to give an answer to Problem 2. Also we believe that our answer to Problem 1 will shed light on the simple link that exists between the nonparametric regression and the classification problem.

Functional data analysis is the study of data that lives in an infinite dimensional functional space. Hence curve classification is one of the problems it deals with. Since [17], functional data analysis has undergone further developments and especially in the context of classification (see for example [5] and the references therein). In the gaussian setting, it is rather natural to expect results that are dimensionless and that can be applied to any abstract polish space. Hence, our answer to problem 1 will be given in terms of $L_2(\gamma)$ norms, with γ a gaussian measure, and since the constant involved in our theoretical result does not depend on the dimension, the extension from $\mathcal{X} = \mathbb{R}^p$ to more abstract spaces is straightforward.

Let us introduce some notation. In the whole article, $\gamma_{C,\mu}$ is a gaussian measure on \mathcal{X} with mean μ and covariance C , γ_C is the zero mean gaussian measure with covariance C and γ_p is the gaussian measure on \mathbb{R}^p with mean zero and covariance $Id_{\mathbb{R}^p}$; $\Phi(x)$ is the cumulative distribution function of a real gaussian random variable with mean zero and variance one. If γ is a probability measure on \mathbb{R}^p , $\|\Pi_x^\perp e\|_{L_2(\gamma)}$ will be the norm of the orthogonal projection in $L_2(\gamma)$ of the vector $e \in L_2(\gamma)$ on the hyper-plan orthogonal to $x \in L_2(\gamma)$; if $F \in \mathbb{R}^p$ $\|F\|_{L_2(\gamma)}$ will be the norm of the linear application $x \in \mathbb{R}^p \rightarrow \langle F, x \rangle_{\mathbb{R}^p}$. We shall use both the fact that if $F \in \mathbb{R}^p$ and γ is a gaussian measure with mean zero and covariance C , then $\|F\|_{L_2(\gamma)} = \|C^{1/2}F\|_{\mathbb{R}^p}$; and that $\|F\|_{L_2(\gamma)}$ is a natural measure that can be extended in an infinite dimensional framework. The symmetric difference between two subsets of \mathcal{X} A and B is denoted by $A\Delta B$, it is the set of all elements that are in $A \setminus B$ or in $B \setminus A$. If A is a matrix of \mathbb{R}^p $\|A\|_{HS}$ will be the Hilbert-Schmidt norm of the matrix A , $trace(A)$ the trace of A , and $q_A(x)$ will be given by $\langle Ax, x \rangle_{\mathbb{R}^p}$ for all $x \in \mathbb{R}^p$.

This article is organized as follows. We give the main theoretical results - leading to a solution to Problem 1- for the LDA procedure in Section 2, and for the QDA procedure in Section 3. In section 4 we give our algorithm for high dimensional data classification and the theoretical result related to it. This leads to our contribution to Problem 2 in the light of our solution to Problem 1. In Section 5 we apply this algorithm to curve classification. In Section 6 we introduce a geometric measure of error and derive its link with the excess risk. Section 7 is devoted to the proof of results given in Section 2 and Section 8, to the proof of results given in Section 3 and possible generalisations.

2. Affine perturbation of affine rules

2.1. An solution to Problem 1

2.1.1. Main result

In this section, $\mathcal{X} = \mathbb{R}^p$, C is a symmetric definite positive matrix and $P_1 = \gamma_{\mu_1, C}$, $P_0 = \gamma_{\mu_0, C}$. Under these hypotheses $\mathcal{L}_{10}(x) = \mathcal{L}_{10}^A(x)$ is affine on \mathbb{R}^p :

$$\mathcal{L}_{10}^A(x) = \langle F_{10}, x - s_{10} \rangle_{\mathbb{R}^p} \text{ where } s_{10} = \frac{\mu_1 + \mu_0}{2}, F_{10} = C^{-1}m_{10} \quad (3)$$

and $m_{10} = \mu_1 - \mu_0$. In this section, we restrict ourselves to an affine substitute $\widehat{\mathcal{L}}_{10}^A(x)$, we note \widehat{F}_{10} and \widehat{s}_{10} the corresponding substitutes of F_{10} and s_{10} . We then decide that X comes from P_1 if it is in

$$\widehat{V} = \left\{ x \in \mathbb{R}^p \text{ st } \widehat{\mathcal{L}}_{10}^A(x) \geq 0 \right\}. \quad (4)$$

One can define the angle α in $L_2(\gamma_C)$ between F_{10} and \widehat{F}_{10} by

$$\alpha = \arctan \left(\frac{\|\Pi_{F_{10}^\perp} \widehat{F}_{10}\|_{L_2(\gamma_C)} \|F_{10}\|_{L_2(\gamma_C)}}{\langle \widehat{F}_{10}, F_{10} \rangle_{L_2(\gamma_C)}} \right). \quad (5)$$

This angle will play a very important role in the sequel. We obtained the following solution to Problem 1.

Theorem 2.1. *Let \widehat{F}_{10} and \widehat{s}_{10} be two \mathbb{R}^p vectors and $\widehat{\mathcal{L}}_{10}^A(x)$ defined by substituting \widehat{F}_{10} and \widehat{s}_{10} for F_{10} and s_{10} in (3). Let P_1 and P_0 be two gaussian measures on $\mathcal{X} = \mathbb{R}^p$ with the same covariance C with means respectively μ_1 and μ_0 .*

If \widehat{V} is the \mathbb{R}^p subset defined by (4), we have:

$$\mathcal{C}(\mathbb{1}_{\widehat{V}}) - \mathcal{C}(\mathbb{1}_V) \leq \frac{\mathcal{E}}{\|F_{10}\|_{L_2(\gamma_C)}}$$

where

$$\mathcal{E} = \left(\frac{4\|F_{10}\|_{L_2(\gamma_C)}}{\sqrt{\pi}\|\widehat{F}_{10}\|_{L_2(\gamma_C)}} |\langle \widehat{F}_{10}, \widehat{s}_{10} - s_{10} \rangle_{\mathbb{R}^p}| + \|F_{10} - \widehat{F}_{10}\|_{L_2(\gamma_C)} \right). \quad (6)$$

If $|\langle \widehat{F}_{10}, \widehat{s}_{10} - s_{10} \rangle_{\mathbb{R}^p}| \leq \frac{1}{4} |\langle \widehat{F}_{10}, F_{10} \rangle_{L_2(\gamma_C)}|$ and $\alpha \leq \pi/4$ (α is defined by (5)), then

$$\mathcal{C}(\mathbb{1}_{\widehat{V}}) - \mathcal{C}(\mathbb{1}_V) \leq e^{-\frac{\|F_{10}\|_{L_2(\gamma_C)}^2}{32}} \frac{\mathcal{E}}{\|F_{10}\|_{L_2(\gamma_C)}}. \quad (7)$$

The proof of this theorem is given in Section 7 at Sub-section 7.4. It is a consequence of Theorem 7.1 obtained by simple geometric methods emphasizing

the fact that $P_0(X \in V \setminus \hat{V})$ is the measure of an area between two hyperplans obtained by a rotation of angle α . The proof also uses the inequality

$$\mathcal{C}(\mathbb{1}_{\hat{V}}) - \mathcal{C}(\mathbb{1}_V) \leq \frac{1}{2} \left(P_1(X \in V \setminus \hat{V}) + P_0(X \in \hat{V} \setminus V) \right) = \mathcal{R}(\mathbb{1}_{\hat{V}}), \quad (8)$$

which defines $\mathcal{R}(\mathbb{1}_{\hat{V}})$. We call $\mathcal{R}(\mathbb{1}_{\hat{V}})$ the learning error, it is the probability of making a wrong classification with $g(x) = \mathbb{1}_{\hat{V}}(x)$ and a good classification with the optimal rule $g^* = \mathbb{1}_V$. We will use and motivate more deeply this measure of error in Section 6. Let us now give comments on Theorem 2.1.

2.1.2. General comments

If we note

$$\delta = \hat{F}_{10} - F_{10} \text{ and } d_0 = \langle \hat{F}_{10}, s_{10} - \hat{s}_{10} \rangle_{\mathbb{R}^p}, \quad (9)$$

we have

$$\hat{\mathcal{L}}_{10}(x) = \mathcal{L}_{10}(x) + \langle \delta, x - s_{10} \rangle_{\mathbb{R}^p} + d_0.$$

Also, in the sequel we will talk about affine perturbation of the optimal rule. The preceding theorem results from the study of affine perturbations of affine rules.

The case where $d_0 = 0$ will be studied later but we can already note that in this case, Theorem 2.1 yields

$$\mathcal{C}(\mathbb{1}_{\hat{V}}) - \mathcal{C}(\mathbb{1}_V) \leq \frac{\|\mathcal{L}_{10} - \hat{\mathcal{L}}_{10}\|_{L_2(\gamma_{\mathcal{C}, s_{10}})}}{\|\mathcal{L}_{10}\|_{L_2(\gamma_{\mathcal{C}, s_{10}})}},$$

which is a nice answer to Problem 1. In the sequel (see Section 7 Theorem 7.1), we shall see that it is optimal whenever $\|\mathcal{L}_{10}\|_{L_2(\gamma_{\mathcal{C}, s_{10}})}$ does not become too large.

The quantity $r = \|F_{10}\|_{L_2(\gamma_{\mathcal{C}})}$ measures the theoretical separation of the data. Indeed it is the L_1 distance between P_1 and P_0 , defined by $d_1(P_1, P_0) = \int |dP_1 - dP_0|$ that measures this separation: it is known that $d_1(P_1, P_0) = (1 - 2\mathcal{C}(\mathbb{1}_V))$, which implies

$$d_1(P_1, P_0) = \Phi\left(-\frac{1}{2}r\right) - \Phi\left(\frac{1}{2}r\right).$$

Also, $d_1(P_1, P_0) \sim r$ when $r \rightarrow 0$, and then the data cannot be distinguished by any rule. The data tends to be perfectly separated when $d_1(P_1, P_0) \rightarrow 1$. In this case, $r \rightarrow \infty$ and

$$d_1(P_1, P_0) \sim 1 - \frac{2e^{-\frac{r^2}{8}}}{r\sqrt{2\pi}}.$$

Also note that in the infinite dimensional setting two gaussian measures P_0 and P_1 are either orthogonal (there exists a Borelian set A such that $P_1(A) = P_0(\mathcal{X} \setminus A) = 0$) or equivalent (i.e mutually absolutely continuous) and the latter

case appears if and only if r is finite.

Although, if \mathcal{E} measures the estimation error,

$$\frac{1}{\|F_{10}\|_{L_2(\gamma_C)}} \quad \text{and} \quad e^{-\frac{\|F_{10}\|_{L_2(\gamma_C)}^2}{32}} \quad (10)$$

in the upper bounds (6) and (7), are linked with the proximity of the measures P_0 and P_1 . When $\|F_{10}\|_{L_2(\gamma_C)}^2$ is large, data are well separated and the terms in (10) measure the impact of this separation on the excess risk. We believe that when $\|F_{10}\|_{L_2(\gamma_C)}^2$ tends to 0, $\frac{1}{\|F_{10}\|_{L_2(\gamma_C)}}$ is linked to the error measure $\mathcal{R}(\mathbb{1}_V)$ used in the proof (defined by (8)). Indeed, it is not correct to think that the classification problem is harder (in the sense of the excess risk) when data are not well separated: straightforward computation leads to

$$\forall \tilde{V} \subset \mathbb{R}^p \quad \mathcal{C}(\mathbb{1}_{\tilde{V}}) - \mathcal{C}(g^*) \leq \frac{1}{2} d_1(P_1, P_0).$$

As we shall see in the sequel (see Theorem 6.1) $\mathcal{R}(\mathbb{1}_V)$ behaves almost like the excess risk if and only if $d_1(P_0, P_1)$ does not tend to 0.

The learning set has to be used to elaborate estimators \hat{F}_{10} and \hat{s}_{10} of F_{10} and s_{10} . The preceding theorem allows us to quantify what intuition clearly indicates: a good estimation of the parameters F_{10} and s_{10} (or more indirectly μ_1, μ_0 and C) leads to a good classification rule. These estimators must lead to a small excess risk and by the preceding theorem

$$\mathbb{E}_{P^{\otimes n}}[\mathcal{C}(\mathbb{1}_{\tilde{V}}) - \mathcal{C}(\mathbb{1}_V)] \leq \frac{\mathbb{E}_{P^{\otimes n}}[\mathcal{E}]}{\|F_{10}\|_{L_2(\gamma_C)}}, \quad (11)$$

where $P^{\otimes n}$ is the learning set distribution.

It seems that little is known on theoretical behaviour of the LDA procedure (a plug-in procedure) with respect to the optimal rule (the Bayes rule). The result that is classically used (see for example Anderson and Bahadur [2]) to show the consistency of a LDA rule using estimators $\hat{F}_{10} = \widehat{C}^{-1} \hat{\nu}_{10} = \widehat{C}^{-1}(\hat{\mu}_1 - \hat{\mu}_0)$ and $\hat{s}_{10} = (\hat{\mu}_1 + \hat{\mu}_0)/2$ is that the probability to observe $X \rightsquigarrow \gamma_{C, \mu_0}$ (in that case X comes from class 0) falling into \hat{V} (and affect it to class 1) is

$$P \left(\langle \hat{F}_{10}, C^{1/2} \xi \rangle_{\mathbb{R}^p} \geq \langle \hat{s}_{10} - \mu_0, \hat{F}_{10} \rangle_{\mathbb{R}^p} | \mathcal{A} \right) = 1 - \Phi \left(\frac{\langle \hat{s}_{10} - \mu_0, \hat{F}_{10} \rangle_{\mathbb{R}^p}}{\|\hat{F}_{10}\|_{L_2(\mathbb{R}^p, \gamma_C)}} \right), \quad (12)$$

where \mathcal{A} is the σ -field generated by the learning set, and ξ is a centered gaussian random vector of \mathbb{R}^p with covariance $Id_{\mathbb{R}^p}$. Note that the proof of (12) follows from a straightforward calculation. We believe that a direct analysis of this error term misses the geometrical aspect of the problem. In addition, this error has to be compared with the lowest possible error $\mathcal{C}(g^*)$. Note that for the LDA procedure in a high dimensional framework, an analysis of the worst case excess

risk has been done with (12) by Bickel and Levina [6] for a particular choice of \hat{F}_{10} and \hat{s}_{10} . Our Theorem, because it is intrinsic to the classification procedure, is singularly different from the type of result that they obtain. In particular, it will allow us to establish a revealing link between dimensionality reduction and thresholding estimation.

2.1.3. The constant part of the perturbation

The error due to the constant part of the perturbation (d_0 in equation (9)), is measured by

$$\frac{4}{\sqrt{\pi}} \left| \left\langle \frac{\hat{F}_{10}}{\|\hat{F}_{10}\|_{L_2(\gamma)}}, \hat{s}_{10} - s_{10} \right\rangle_{\mathbb{R}^p} \right|.$$

In order to give a first simple analysis of this term, we are going to suppose that \hat{F}_{10} and \hat{s}_{10} are independent. This independence can be obtained by keeping a part of the learning set for the estimation of F_{10} and a part for the estimation of s_{10} . In this case, if n' observations of the learning set were used to construct \hat{s}_{10} , and if $\hat{s}_{10} = (\bar{\mu}_1 + \bar{\mu}_0)/2$ ($\bar{\mu}_i$ is the empirical mean of the observations of group i), then, straightforward calculation leads to

$$\mathbb{E}_{P^{\otimes n}} \left[\frac{4}{\sqrt{\pi} \|\hat{F}_{10}\|_{L_2(\gamma)}} |\langle \hat{F}_{10}, \hat{s}_{10} - s_{10} \rangle_{\mathbb{R}^p}| \right] \leq \frac{8}{\sqrt{2n'\pi}}.$$

Ultimately, the difficulty of the problem does not come from the constant part of the perturbation, but from the linear part.

The conditions under which the second inequality (7) of the theorem is given shall easily be satisfied. The second condition is that $\alpha \leq \frac{\pi}{4}$. It is not difficult to satisfy if \hat{F}_{10} and F_{10} are close enough to each other. The first one is verified if the second is and if we have:

$$\left| \left\langle \frac{\hat{F}_{10}}{\|\hat{F}_{10}\|_{L_2(\gamma_C)}}, s_{10} - \hat{s}_{10} \right\rangle_{\mathbb{R}^p} \right| \leq \frac{\sqrt{2}}{8} \|F_{10}\|_{L_2(\gamma_C)}.$$

If for example $\hat{s}_{10} = (\bar{\mu}_1 + \bar{\mu}_0)/2$ and the learning set is composed of n' observations uniquely used for the estimation of s_{10} , then, given the rest of the learning set, $\langle \frac{\hat{F}_{10}}{\|\hat{F}_{10}\|_{L_2(\gamma_C)}}, s_{10} - \hat{s}_{10} \rangle_{\mathbb{R}^p} \rightsquigarrow \gamma \frac{1}{\sqrt{n'}}$ and the preceding condition is satisfied with probability

$$\frac{1}{2} \Phi \left(\frac{\sqrt{2}}{8} \|F_{10}\|_{L_2(\gamma_C)} n' \right).$$

2.1.4. The linear part of the perturbation

As we shall explain in the proof of Theorem 2.1, the angle α defined by (5) measures quite well the error due to the linear part of the perturbation. Also,

the upper bound given in the preceding theorem is not sharp everywhere. Indeed, if $\beta \in \mathbb{R}$, and $\hat{F}_{10} = \beta F_{10}$, the error $\mathcal{R}(\mathbb{1}_V)$ is null and the bound (6) can be arbitrarily large. We believe that the study of methods designed to estimate direction (parameter on the sphere \mathbb{S}^{p-1}) in a high dimensional setting are required. We only want to give the link between the problem of estimating F_{10} as a vector of \mathbb{R}^p and the problem of estimating F_{10} in order to get small $\mathcal{C}(\mathbb{1}_{\hat{V}})$. In addition, this invariance of the error under dilatation only exists in the direction F_{10} which is unknown and it seems to be quite tricky to make a direct use of it.

Let us give a simple example to illustrate the interest of the link between estimation and learning.

Example 2.1. *Let $\sigma > 0$, suppose $X \rightsquigarrow \gamma_{\frac{1}{n}I_p, F_{10}}$, $C = I_p$ and that s_{10} is known. In the estimation problem of F_{10} for classification we wish to recover F_{10} from the observation X and the error is measured by*

$$\mathcal{R}(\mathbb{1}_{\hat{V}}) \leq \frac{\|F_{10} - \hat{F}_{10}\|_{L_2(\gamma_C)}}{\|F_{10}\|_{L_2(\gamma_C)}} = \frac{\|\hat{F}_{10} - F_{10}\|_{\mathbb{R}^p}}{\|F_{10}\|_{\mathbb{R}^p}}.$$

In Example 2.1 the problem is exactly the one we encounter in the regression framework, while estimating F_{10} from p noisy observations of $(F_{10}[i])_{i=1, \dots, p}$ with an error measured with a l^2 norm. Suppose now that we want to let p grow to infinity. If the coefficients of F_{10} decrease sufficiently fast, for example if $F_{10} \in l^q(\mathbb{R})$ with $q < 2$, then (see for example [9]), it is possible to obtain a good statistical estimation of F_{10} by setting to zero the coefficients that are, in absolute value, under a threshold. It is a thresholding estimation and we shall use this type of procedure in Section 4. In the case where we observe X from the distribution $\gamma_{C/n, m_{10}}$ (or equivalently X^i , $i = 0, 1$, from the distribution $\gamma_{2C/n, \mu_i}$) and if $C \neq I_p$ is known, the problem can be reduced to the preceding particular case thanks to the transformation $x \rightarrow C^{-1/2}x$. When C is unknown, the parallel with the estimation framework is more delicate because the error \mathcal{E} depends on C .

Remark 2.1. *Replacing coefficients by zero in the regression framework of Example 2.1 is equivalent to reducing the dimension of the space on which the chosen classification rule acts. Selecting the significant coefficients of F_{10} is equivalent to finding the direction $e_i \in \mathbb{R}^p$ for which $|\langle C^{-1/2}(\mu_1 - \mu_0), e_i \rangle_{\mathbb{R}^p}|^2$ is large. This is almost equivalent to finding the direction in which a theoretical version of the ratio between inter-variance and intra-variance is big. This type of heuristic with empirical quantities has been used by Fisher [13], whose strategy is to maximize the Rayleigh quotient (see for example [14]). The point is that the use of empirical quantities in high dimension can be catastrophic (see next subsection).*

2.2. Procedures to avoid in high dimension

We are going to give two results that will lead to the following precepts in the problem of estimating \mathcal{L}_{10} . While giving a solution to Problem 2,

1. one should not try to estimate the full covariance matrix C from the data,
2. one should restrict the possible values of m_{10} to a (sufficiently small) subset of \mathbb{R}^p .

These precepts have been known for some time, but we give precise non-asymptotic results emphasising them. The first fact is a consequence of Proposition 2.1 below while the second one results from Proposition 2.2.

These two proposition arise from the use of a more geometric error measure, the learning error \mathcal{R} , which has already been defined by (8) and which shall be studied in more detail in Section 6. In fact it is an easy geometric exercise, for one who knows a little on gaussian measure, to obtain the following lower bound

$$\mathcal{R}(\mathbb{1}_{\hat{V}}) \geq \frac{|\alpha|}{2\pi} e^{-\frac{\|F_{10}\|_{L_2(\gamma_C)}^2}{8}}, \quad (13)$$

(which is the last point of Theorem 7.1 in Section 7) where α , the angle in $L_2(\gamma_C)$ between F_{10} and \hat{F}_{10} , is defined by (5). On the other hand, Theorem 6.1 from Section 6 leads to

$$\mathcal{C}(g) - \mathcal{C}(g^*) \geq \min \left\{ \frac{\sqrt{2\pi}}{2 * 16^2} \|C^{-1/2} m_{10}\|_{\mathbb{R}^p} e^{\frac{\|C^{-1/2} m_{10}\|_{\mathbb{R}^p}^2}{8}} \mathcal{R}(g)^2, \frac{\mathcal{R}(g)}{8} \right\},$$

for all measurable $g : \mathcal{X} \rightarrow \{0, 1\}$. Also, it suffices to get a lower bound on the Learning error $\mathcal{R}(\mathbb{1}_{\hat{V}})$ by the use of (13) to get (a good) lower bound on the excess Risk when $d_1(P_0, P_1)$ cannot be as closed as desired from zero. This is what we shall do. For the case where the distributions P_1 and P_0 are almost undistinguishable ($d_1(P_1, P_0) \rightarrow 0$) we refer to the discussion in Section 6.

2.2.1. One should not try to identify the correlation structure

Let us recall that if A is a definite positive matrix, one can define its generalised inverse, also called Moore-Penrose pseudo-inverse: C^- . This generalised inverse C^- arises from the decomposition $\mathbb{R}^p = Ker(C) \oplus Ker(C)^\perp$. On $Ker(C)$, C^- is null, and on $Ker(C)^\perp$, C^- equals the inverse of $\tilde{C} = C|_{Ker(C)^\perp}$ (i.e \tilde{C} is the restriction of C to $Ker(C)^\perp$).

Proposition 2.1. *Suppose we are given X_1, \dots, X_n drawn independently from a gaussian Probability distribution P with mean zero and covariance C on \mathbb{R}^p . Let \hat{C} be the empirical covariance and \hat{C}^- its generalised inverse. If $\hat{F}_{10} = \hat{C}^- m_{10}$ and $\hat{s}_{10} = s_{10}$, the classification rule $\mathbb{1}_{\hat{V}}$ defined by (4) leads to*

$$\mathbb{E}_{P^{\otimes n}}[\mathcal{R}(\mathbb{1}_{\hat{V}})] \geq \frac{\arccos\left(\sqrt{\frac{n}{p}}\right)}{2\pi} e^{-\frac{\|F_{10}\|_{L_2(\gamma_C)}^2}{8}}.$$

Before we prove this proposition, let us comment it in few words.

Comment. As a particular application of this proposition, we see that the

Fisher rule performs badly when $p \gg n$, which was already given in [6], but in a different form (asymptotic and not in a direct comparison of the risk with the Bayes risk). Many alternatives to the estimation of the correlation structure can be used, based for example on approximation theory of covariance operators, together with model selection procedure or more sophisticated aggregation procedure. Much work has already been done in this direction, see for example [7] and the references therein. The approximation procedure has to be linked with a statistical hypothesis, as it is in the case when stationarity assumptions are made that lead to a Toeplitz covariance matrix C (i.e $C_{ij} = c(i - j)$ with $c : \mathbb{Z} \rightarrow \mathbb{R}$ a p -periodic sequence). These matrices are circular convolution operators and are diagonal in the discrete Fourier Basis $(g^m)_{0 \leq m < p}$ where

$$(g^m)_k = \frac{1}{\sqrt{p}} \exp\left(\frac{2i\pi mk}{p}\right).$$

This is roughly the type of harmonic analysis that is used in Bickel and Levina [6] and combined with an approximation in [21]. Under assumption such as commutation (or quasi-commutation) of the covariance with a given family of projections, the covariance matrix can be search in the set of operator given by a spectral density. This leads to a huge reduction of the parameters to estimate. Let us finally notice that the use of harmonic analysis of stationarity in curve classification becomes very interesting when one considers the larger class of group stationary-processes (see [25]) or semi-group stationary processes (see [16]).

Proof. The proof is based on ideas from Bickel and Levina [6] used in their Theorem 1: if C is the identity their exist ξ_1, \dots, ξ_p , p \mathbb{R}^p valued random variables forming an orthonormal basis of \mathbb{R}^p , a random vector $(\lambda_1, \dots, \lambda_n)$ of \mathbb{R}^n whose property are the following.

1. The λ_i are independent of each other, independent of $(\xi_i)_{i=1, \dots, p}$, and $n\lambda_i$ follows a χ^2 distribution with $n - 1$ degrees of freedom.
2. For every i , ξ_i is drawn in an independent and uniform fashion on the intersection of the unitary sphere of \mathbb{R}^p and the orthogonal to ξ_1, \dots, ξ_{i-1} .
3. The empirical estimator \hat{C} of C satisfies:

$$\hat{C} = \sum_{i=1}^n \lambda_i \xi_i \otimes \xi_i,$$

where if $x, y \in \mathbb{R}^p$, $x \otimes y$ is the linear operator of \mathbb{R}^p that associates to $z \in \mathbb{R}^p$ the vector $\langle x, z \rangle_{\mathbb{R}^p} y$.

When C does not necessarily equal I_p , we get, γ_C -almost-surely:

$$C^{-1/2} \hat{C} C^{-1/2} = \sum_{i=1}^n \lambda_i \xi_i \otimes \xi_i, \text{ et } C^{1/2} \hat{C}^{-1} C^{1/2} = \sum_{i=1}^n \frac{1}{\lambda_i} \xi_i \otimes \xi_i.$$

Then, if we define $\beta_i = \langle C^{-1/2}m_{10}, \xi_i \rangle_{\mathbb{R}^p}^2$, we have the following equations

$$\langle C^{-1}m_{10}, \hat{C}^-m_{10} \rangle_{L_2(\gamma_C)} = \langle C^{-1/2}m_{10}, C^{1/2}\hat{C}^-C^{1/2}C^{-1/2}m_{10} \rangle_{\mathbb{R}^p} = \sum_{i=1}^n \frac{\beta_i}{\lambda_i}, \quad (14)$$

$$\|\hat{F}_{10}\|_{L_2(\gamma_C)}^2 = \sum_{i=1}^n \frac{\beta_i}{\lambda_i^2} \text{ et } \|F_{10}\|_{L_2(\gamma_C)}^2 = \sum_{i=1}^p \beta_i. \quad (15)$$

For reasons of symmetry (the ξ_i are drawn uniformly on the sphere), we have for all subsets I_n from $\{1, \dots, p\}$ of size n :

$$u_{I_n, p} = \mathbb{E} \left[\frac{\sum_{i \in I_n} \beta_i}{\sum_{i=1}^p \beta_i} \right] = \mathbb{E} \left[\frac{\sum_{i=1}^n \beta_i}{\sum_{i=1}^p \beta_i} \right],$$

and we obtain

$$u_{I_n, p} = \frac{n}{p}. \quad (16)$$

From equations (14) and (15), the expectation of the angle α between \hat{F}_{10} and F_{10} in $L_2(\gamma_C)$ (defined by 5) is

$$\begin{aligned} \mathbb{E}[|\alpha|] &= \mathbb{E} \left[\arccos \left(\frac{\sum_{i=1}^n \frac{\beta_i}{\lambda_i}}{\sum_{i=1}^p \beta_i \sum_{i=1}^n \frac{\beta_i}{\lambda_i^2}} \right) \right] \quad (\text{definition of } \alpha) \\ &\geq \mathbb{E} \left[\arccos \left(\frac{\sum_{i=1}^n \beta_i}{\sum_{i=1}^p \beta_i} \right) \right] \\ &\quad (\text{Cauchy-Schwartz inequality and function arccos is decreasing}) \\ &\geq \arccos \left(\mathbb{E} \left[\frac{\sum_{i=1}^n \beta_i}{\sum_{i=1}^p \beta_i} \right] \right) \\ &\quad (\text{Jensen inequality and concavity of arccos on } [0, 1]) \\ &\geq \arccos \left(\sqrt{\frac{n}{p}} \right) \quad (\text{from (16)}). \end{aligned}$$

This and inequality (13) lead to the desired result. \square

2.2.2. One should not use a simple linear estimate to get \hat{F}_{10} .

Proposition 2.2. *Suppose that C is a positive definite matrix, and that we are given X_1, \dots, X_n drawn independently from a gaussian Probability distribution P with mean m_{10} and covariance C on \mathbb{R}^p . Let \bar{m}_{10} be the associated empirical mean. Let us take $\hat{F}_{10} = C^{-1}\bar{m}_{10}$ and $\hat{s}_{10} = s_{10}$. Then, the classification rule $\mathbb{1}_{\hat{\nu}}$ defined by (4) leads to*

$$\mathbb{E}_{P^{\otimes n}}[\mathcal{R}(\mathbb{1}_{\hat{\nu}})] \geq \frac{\arccos \left(\frac{1}{\sqrt{p-3}}(\sqrt{n}\|F_{10}\|_{L_2(\gamma_C)} + 1) \right)}{2\pi} e^{-\frac{\|F_{10}\|_{L_2(\gamma_C)}^2}{8}}.$$

Before we give a proof, we comment this result briefly.

Comment. Suppose there exists $0 < r < R$ such that $R > \|F_{10}\|_{L_2(\gamma_C)}^2 \geq r$. From the preceding proposition, uniformly on all the possible values of μ_1 and μ_0 , the learning error and the excess risk can converge to zero only if $\frac{n}{p}$ tends to 0. Recall that if no a priori assumption is done on m_{10} , \bar{m}_{10} is the best estimator (according to the mean square error) of m_{10} . Also, as in the estimation of a high dimensional vector problem (such as those described in ([9])), one should make a more restrictive hypothesis on m_{10} . We will suppose, in Section 5, that if $(a_k)_{k \geq 0}$ are the coefficients of $C^{-1/2}m_{10}$ in a well chosen basis, then $\sum_{k \geq 0} a_k^q \leq R^q$ for $0 < q < 2$.

Proof. As in the preceding proposition, we will use inequality (13). Also it is sufficient to show the following

$$\mathbb{E} [|\alpha|] \geq \arccos \left(\frac{1}{\sqrt{p-3}} (\sqrt{n} \|F_{10}\|_{L_2(\gamma_C)} + 1) \right)$$

where α is defined by (5). Because the function arccos is decreasing and concave on $[0, 1]$, it suffices to obtain

$$\mathbb{E} \left[\frac{|\langle F_{10}, \hat{F}_{10} \rangle_{L_2(\gamma_C)}|}{\|F_{10}\|_{L_2(\gamma_C)} \|\hat{F}_{10}\|_{L_2(\gamma_C)}} \right] \leq \frac{1}{\sqrt{p-3}} (\sqrt{n} \|F_{10}\|_{L_2(\gamma_C)} + 1). \quad (17)$$

On the other hand,

$$\begin{aligned} \mathbb{E} \left[\frac{|\langle F_{10}, \hat{F}_{10} \rangle_{L_2(\gamma_C)}|}{\|F_{10}\|_{L_2(\gamma_C)} \|\hat{F}_{10}\|_{L_2(\gamma_C)}} \right] &\leq \mathbb{E} \left[\frac{\|F_{10}\|_{L_2(\gamma_C)}}{\|\hat{F}_{10}\|_{L_2(\gamma_C)}} \right] + \mathbb{E} \left[\frac{|\langle F_{10}, \hat{F}_{10} - F_{10} \rangle_{L_2(\gamma_C)}|}{\|F_{10}\|_{L_2(\gamma_C)} \|\hat{F}_{10}\|_{L_2(\gamma_C)}} \right] \\ &\leq \mathbb{E} \left[\frac{\|F_{10}\|_{L_2(\gamma_C)}^2}{\|\hat{F}_{10}\|_{L_2(\gamma_C)}^2} \right]^{1/2} \left(1 + \mathbb{E} \left[\frac{\langle F_{10}, \hat{F}_{10} - F_{10} \rangle_{L_2(\gamma_C)}^2}{\|F_{10}\|_{L_2(\gamma_C)}^2} \right]^{1/2} \right), \end{aligned}$$

where this last inequality results from Cauchy-Schwartz. Recall that

$$\hat{F}_{10} = F_{10} + \frac{C^{-1/2}}{\sqrt{n}} \xi,$$

where ξ is a standardised gaussian random vector of \mathbb{R}^p . Also, we easily obtain,

$$\mathbb{E} \left[\frac{\langle F_{10}, \hat{F}_{10} - F_{10} \rangle_{L_2(\gamma_C)}^2}{\|F_{10}\|_{L_2(\gamma_C)}^2} \right]^{1/2} = \frac{1}{\sqrt{n}},$$

and

$$\frac{\|F_{10}\|_{L_2(\gamma_C)}^2}{\|\hat{F}_{10}\|_{L_2(\gamma_C)}^2} = \frac{\|\sqrt{n}C^{1/2}F_{10}\|_{\mathbb{R}^p}^2}{\|\sqrt{n}C^{1/2}F_{10} + \xi\|_{\mathbb{R}^p}^2}.$$

The rest of the proof follows from the following simple fact which is a consequence of the Cochran Theorem and a classical calculation on χ^2 random

variables:

Let $\sigma > 0$, $\beta \in \mathbb{R}^p$, X a gaussian random vector of \mathbb{R}^p with mean β and covariance I_p . Then

$$\mathbb{E} \left[\frac{1}{\|X\|_{\mathbb{R}^p}^2} \right] \leq \frac{1}{p-3}.$$

□

2.3. Case where $\|F_{10}\|_{L_2(\gamma_C)}$ diverges: well separated data.

We shall now rapidly consider the case when the data are well separated: the case where $\|F_{10}\|_{L_2(\gamma_C)}$ diverges. In the next theorem, we assume that p tends to infinity.

Theorem 2.2. *Suppose that $0 < \alpha < \pi/2$ (α is defined by (5)), and that $\cos(\alpha)\|F_{10}\|_{L_2(\gamma_C)} \rightarrow \infty$ when p tends to infinity. We then have*

$$\mathcal{R} \rightarrow \begin{cases} 0 & \text{si } \liminf_{p \rightarrow \infty} \frac{2|d_0|}{|\langle F_{10}, \hat{F}_{10} \rangle_{L_2(\gamma_C)}|} < 1 \\ b \geq \frac{1}{8} & \text{si } \limsup_{p \rightarrow \infty} \frac{2|d_0|}{|\langle F_{10}, \hat{F}_{10} \rangle_{L_2(\gamma_C)}|} > 1 \end{cases} \quad \text{when } p \rightarrow \infty.$$

This theorem is proved in Section 7. In the case of well separated data it is obvious that the optimal rule will perform perfectly. Theorem 2.2 shows that for a given estimator \hat{F}_{10} one should check that the probability to have $\liminf_{p \rightarrow \infty} \frac{2|d_0|}{|\langle F_{10}, \hat{F}_{10} \rangle_{L_2(\gamma_C)}|} > 1$ is small enough.

3. Quadratic perturbation of quadratic rule

3.1. Main results and remarks about the infinite dimensional setting

In the case where $C_1 \neq C_0$, $\mathcal{L}_{10}(x) = \mathcal{L}_{10}^Q(x)$ is a polynomial function of degree two on \mathbb{R}^p :

$$\mathcal{L}_{10}^Q(x) = -\frac{1}{2} \langle A_{10}(x - s_{10}), x - s_{10} \rangle_{\mathbb{R}^p} + \langle G_{10}, x - s_{10} \rangle_{\mathbb{R}^p} - c, \quad (18)$$

where

$$\begin{aligned} A_{10} &= C_1^{-1} - C_0^{-1}, \quad G_{10} = S m_{10}, \\ S &= \frac{C_0^{-1} + C_1^{-1}}{2}, \quad c = \frac{1}{8} \langle A m_{10}, m_{10} \rangle_{\mathbb{R}^p} - \frac{1}{2} \log |\det(C_0^{-1} C_1)|, \end{aligned} \quad (19)$$

m_{10} and s_{10} are defined by (3).

Remark 3.1. *The equation (19) giving $\mathcal{L}_{10}^Q(x)$ can be modified using the fact that*

$$A_{10} = \frac{1}{2} \left(C_1^{-1/2} W_{10} C_1^{-1/2} - C_0^{-1/2} W_{01} C_0^{-1/2} \right) \quad \text{where } W_{ij} = I - C_i^{1/2} C_j^{-1} C_i^{1/2}. \quad (20)$$

This modification has two advantages. It involves W_{ij} which play an important role in the infinite dimensional framework (see remark 3.2). On the other hand, it involves W_{10} as much as W_{01} which can lead in practice (while estimating A_{10}) to a symmetric procedure that does not give more importance to any group.

In the classification problem, a polynomial of degree two $\widehat{\mathcal{L}}_{10}^Q(x)$ is used as a substitute for \mathcal{L}_{10} . We decide that X comes from class one if it belongs to

$$\hat{V} = \left\{ x \in \mathbb{R}^p \text{ tq } \widehat{\mathcal{L}}_{10}^Q(x) \geq 0 \right\}, \quad (21)$$

The following theorem gives our solution to Problem 1.

Theorem 3.1. *Let γ be a gaussian measure on \mathbb{R}^p . Suppose that \mathcal{L}_{10}^Q is a polynomial of degree two on \mathbb{R}^p and that we have $\|\mathcal{L}_{10}^Q\|_{L_2(\gamma)} \geq r$ for $r > 0$. Then, for all $q \in]0, 1[$, there exists $c_1(r, q) > 0$ such that*

$$\mathcal{R}(\mathbb{1}_{\hat{V}}) \leq c_1(r, q) \|\mathcal{L}_{10}^Q - \widehat{\mathcal{L}}_{10}^Q\|_{L_2(\gamma)}^{q/3}, \quad (22)$$

where \hat{V} is given by (21) and \mathcal{R} by (8).

We emphasise the fact that $c_1(r, q)$ depends only r and q . In particular it does not depend on the dimension p of the problem. The proof of this Theorem is given in Section 8. It is implicitly infinite dimensional, and the preceding theorem could have been stated in an infinite dimensional framework. We do not want to introduce this complicated framework and we refer to [8] for an introduction to the subject. The infinite dimensional framework highlights a particular aspect of the problem that is contained in the following remark.

Remark 3.2. *[infinite dimensional framework] When \mathcal{X} is a separable Hilbert space (it can also be a separable Banach space in the case of LDA) two gaussian measures γ_{C_1, μ_1} and γ_{C_0, μ_0} that are not equivalent are orthogonal.*

If these measures are orthogonal then the observed data from the two classes are perfectly separated and $\mathcal{C}(g^) = 0$. In this case one can hope to obtain $\mathcal{C}(g) = 0$ for a reasonable classification rule g (Even if it is not trivial, see Theorem 2.2 in the linear case).*

A necessary and sufficient condition for these measures to be equivalent is that

$$m_{10} = \mu_1 - \mu_0 \in H(\gamma_{C_1, \mu_1}) = H(\gamma_{C_0, \mu_0}), \quad (23)$$

and

$$W_{10} = I - C_1^{1/2} C_0^{-1} C_1^{1/2} \in HS(\mathcal{X}), \quad (24)$$

where $H(\gamma)$ is the reproducing Kernel Hilbert Space associated with a gaussian measure γ and $HS(\mathcal{X})$ is the space of Hilbert Shmidt operators with values in \mathcal{X} (see corollaries p293 in [8]). In particular, the eigenvalues of W_{10} are in l^2 . In the case where they are equivalent, one can define \mathcal{L}_{10} as a limit (almost surely and L_2) of its finite dimensional counterpart. This can also be understand as measurable and squared integrable (with respect to γ_{C_1, μ_1}) polynomials of degree two in \mathcal{X} (see Chapter 5.10 in [8]).

3.2. Comment and Corollary

. Suppose $\widehat{\mathcal{L}}_{10}^Q(x)$ is defined substituting \widehat{G}_{10} , \widehat{s}_{10} , \widehat{A}_{10} and \widehat{c} to G_{10} , s_{10} , A_{10} and c in (18). If we note

$$\delta_0 = \widehat{c} - c + \left\langle \widehat{G}_{10} + (\widehat{A}_{10}^* + \widehat{A}_{10})(\widehat{s}_{10} - s_{10}), \widehat{s}_{10} - s_{10} \right\rangle_{\mathbb{R}^p}, \quad (25)$$

(A^* is the transpose of a matrix A)

$$\delta^L = \widehat{G}_{10} - G_{10} + (\widehat{A}_{10}^* + \widehat{A}_{10})(\widehat{s}_{10} - s_{10}) \quad (26)$$

and

$$\delta^Q = \widehat{A}_{10} - A_{10}, \quad (27)$$

we then get, by straightforward calculation:

$$\forall x \in \mathbb{R}^p \quad \widehat{\mathcal{L}}_{10}^Q(x) = \mathcal{L}_{10}^Q(x) + \delta_0 + \langle \delta^L, x - s_{10} \rangle_{\mathbb{R}^p} - \frac{1}{2} \langle \delta^Q(x - s_{10}), x - s_{10} \rangle_{\mathbb{R}^p}. \quad (28)$$

Also, are result are about quadratic perturbations of quadratic rules.

The following corollary of Theorem 3.1 is easier to use.

Corollary 3.1. *Let $\mathcal{X} = \mathbb{R}^p$ and C be a symmetric positive definite matrix on \mathbb{R}^p . Suppose that there exists $r > 0$ such that $\|\mathcal{L}_{10}\|_{L_2(\gamma_{C, s_{10}})}^2 > r$. Then, for $\mathbb{1}_{\widehat{V}}$ given by (21) and for all $0 < q < 1$ there exists $c_1(r, q) > 0$ such that:*

$$\begin{aligned} \mathcal{R}(\mathbb{1}_{\widehat{V}}) \leq c_1(r, q) & \left(\frac{1}{2} \|C(A_{10} - \widehat{A}_{10})\|_{HS(\mathbb{R}^p)}^2 + \|C^{1/2}\delta^L\|_{\mathbb{R}^p}^2 \right. \\ & \left. + 2\delta_0^2 + \frac{1}{2} \text{trace}^2(C(A_{10} - \widehat{A}_{10})) \right)^{q/3}, \end{aligned}$$

where δ^L is given by (26) and δ_0 by (25).

Proof. Let us recall that δ^Q is given by (27). We have

$$\begin{aligned} & \|\mathcal{L}_{10} - \widehat{\mathcal{L}}_{10}\|_{L_2(\gamma_{C, s_{10}})}^2 \\ &= \left\| \frac{1}{2} (\delta^Q(x) - \mathbb{E}_{\gamma_C}[q_{\delta^Q}(X)]) - \langle \delta^L, x \rangle_{\mathbb{R}^p} - \left(\delta_0 - \frac{1}{2} \mathbb{E}_{\gamma_C}[q_{\delta^Q}(X)] \right) \right\|_{L_2(\gamma_C)}^2 \\ &\leq \frac{1}{4} \text{Var}(q_{C^{1/2}\delta^Q C^{1/2}}(\xi)) + \text{Var}(\langle C^{1/2}\delta^L, \xi \rangle_{\mathbb{R}^p}) + 2\delta_0^2 + 2\mathbb{E}_{\gamma_C}^2[q_{C^{1/2}\delta^Q C^{1/2}}(\xi)] \\ & (\xi \rightsquigarrow \gamma_{I_p, 0}, \text{ note that there is equality here}) \\ &= \frac{1}{2} \|C^{1/2}\delta^Q C^{1/2}\|_{HS(\mathbb{R}^p)}^2 + \|C^{1/2}\delta^L\|_{\mathbb{R}^p}^2 + 2\delta_0^2 + \frac{1}{2} \text{trace}^2(C^{1/2}\delta^Q C^{1/2}). \end{aligned}$$

□

3.3. Comparison of this result with those obtained for LDA.

The preceding theorem and its corollary are less powerful than those obtained for the LDA procedure and some conjectures might be made in a parallel with Theorem 2.1. In this theorem and in Theorem 2.2, both concerning linear rules, we explained and quantified how parameter estimation errors are less important when $\|F_{10}\|_{L_2(\gamma_C)}$ is large. This observation was based on the presence of a term exponentially decreasing with $\|F_{10}\|_{L_2(\gamma_C)}$ in the quantities which determine the upper bound to the learning error (and as a consequence the excess risk). In Theorem 3.1 concerning QDA procedure, we did not obtain that type of term. Nevertheless, Remark 3.2 (more precisely the relation this leads to equivalence of the measures) allow us to conjecture that such a term exists.

We also have to clarify the hypothesis under which the norm of \mathcal{L}_{10}^Q is lower bounded. Let us recall that this hypothesis guaranties that the constant c_1 in equation (22) is independent of the parameters of the problem. In a parallel with the results obtained for the procedure LDA the lower bound that is required for the norm of \mathcal{L}_{10}^Q corresponds to the assumption that the two groups considered can always be distinguished. We believe that even if this hypothesis is natural, it is deeply linked with error measure that is used in our proof: the learning error. Hence, it is obvious that the excess risk is small when the data cannot be distinguished (see Section 6 for a fuller discussion) but our result does not reflect this fact.

We do not discuss the estimation of G_{10} which leads to the same analysis as that for F_{10} in the case of a linear rule. Let us now discuss the estimation of W_{10} (and W_{01}).

3.4. Thresholding estimation of an operator and linearisation of a procedure.

Recall that W_{10} is a symmetric matrix. Suppose we know an orthonormal base in which it is diagonal. Let $\lambda_{10} = (\lambda_{10i})_{i=1,\dots,p}$ be the vector of its eigenvalues. To build the estimator \hat{W}_{10} of W_{10} , we have to estimate its eigenvalues. It remains to measure the learning error and hence the estimation error of the eigenvalues vector in l^2 norm. Suppose that p tends to infinity. We will recall later that if the measure of class 0 and 1 tend to equivalent gaussian measure in a separable Hilbert space, then W_{10} tends to be Hilbert-Schmidt. This means that λ_{10} stays in $l^2(\mathbb{N})$. Once again, if λ_{10} has coefficients decreasing sufficiently fast, the thresholding estimation should be used. This thresholding estimation is no longer a reduction of the dimension of the space in which the rules acts, but becomes a linearisation of the classification rules -It can be interpreted as a reduction of the dimension of the space in which the used rule lives- Indeed, let $\hat{W}_{10} = \sum_{i=1}^l \hat{\lambda}_{10i} e_i \otimes e_i$ for $l \leq p$ and $(e_i)_{i=1,\dots,p}$ be an orthonormal bases of \mathbb{R}^p , we have:

$$\hat{\mathcal{L}}_{10}^Q = \sum_{i=1}^l \hat{\lambda}_{10i} \langle e_i, x - \hat{s}_{10} \rangle_{\mathbb{R}^p}^2 + g(x),$$

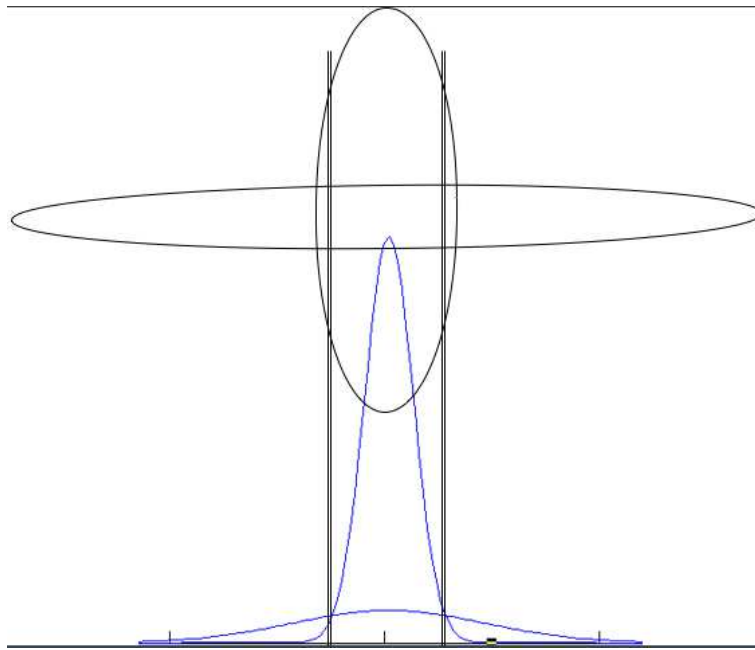


FIGURE 1. Separation of the data in a direction where the variances are different. The two groups can be identified with their ellipsoids of concentration: a horizontal ellipsoid and a vertical ellipsoid. The two groups have the same mean, but different covariance, which makes the data quite well separated. One can take advantage of this separation only if a quadratic rule is used.

where $g(x)$ is affine and defined on \mathbb{R}^p . In this case, the plug-in rule is affine in a subspace of dimension $p - l$ and quadratic in the subspace of dimension l spanned by $(e_i)_{i=1, \dots, l}$.

Let us note that because $W_{10} = I - C_1^{-1/2} C_0 C_1^{-1/2}$, setting the eigenvalues of \hat{W}_{ij} to zero in a subspace of \mathbb{R}^p , is equivalent to choosing a subspace in which the covariance matrices C_1 and C_0 are "close enough". In this subspace, one can suppose that C_1 equals C_0 . The classification rule, in this subspace, is linear. Figure 1 illustrates the case where the eigenvalues of W_{10} are big enough and why a quadratic rule is better in that case.

4. Classification procedure in high dimension: a way to solve Problem 2

4.1. Introduction.

In this section, we give a practical method of classification for gaussian data in high dimension and hence present our contribution to Problem 2. Note that if we only treat the binary classification problem, it is easy to extend our procedure to the case of K classes as we have done in [15]. Recall that we are given n_1 observations from P_1 and n_0 observations from P_0 . We will note $n = n_1 + n_0$. We suppose that each of the n_k vectors of group k is composed of the p first wavelet coefficient (see [20]) of a random curve from $\mathcal{X} = L^2[0, 1]$ which is a realisation of a gaussian random variable $P_k = \gamma_{C_k, \mu_k}$ of unknown mean and covariance.

Recall that a learning rule can be defined by a partition of \mathbb{R}^p . We construct this partition $\hat{V}, \mathbb{R}^p \setminus \hat{V}$ of \mathbb{R}^p with the use of a frontier functions $\hat{\mathcal{L}}_{10}$:

$$\hat{V} = \left\{ x \in \mathbb{R}^p : \hat{\mathcal{L}}_{10}(x) \geq 0 \right\}, \quad (29)$$

which should be given in the sequel.

We divide here the presentation into two parts. In the first part, we give a theoretical result in the case where the covariance matrices are supposed to be known. In the second part, we give the method that is used when the covariances are unknown. We keep the notation of the preceding sections. In the case of LDA procedure, $m_{10} = \mu_1 - \mu_0$, $F_{10} = C^{-1} m_{10}$, $s_{10} = \frac{\mu_1 + \mu_0}{2}$, and in the case of the QDA procedure, $G_{10} = \frac{1}{2}(C_1^{-1} + C_0^{-1}) m_{10}$, $A_{10} = C_1^{-1} - C_0^{-1}$.

4.2. Case of known and equal covariance: procedure and theoretical result.

Notation and assumptions. Let $\bar{\mu}_k$ be the empirical mean of the learning data $(X_{ik})_{i=1, \dots, n_k}$ of class k . We suppose here that the covariance of group 0 and 1 equal C , and that s_{10} is known. The separation frontier between the

two groups is affine and F_{10} is the only unknown parameter. We suppose that the learning set is made of $n_1 = n_0 = n(p)/2$ p -dimensional vectors. We give a method to construct an estimator of F_{10} and give theoretical results when $n(p)$ tends then to infinity much more slowly than p .

For $q > 0$, the ball $l_p^q(R)$ is composed of the vectors $\theta \in \mathbb{R}^p$ such that

$$\sum_{i=1}^p |\theta_i|^q \leq R^q.$$

We will note

$$\Omega_p(\Theta(R), r) = \{(x, y, C) \in \mathbb{R}^p \times \mathbb{R}^p \times \mathcal{C}_p \text{ such that} \quad (30)$$

$$C^{-1/2}(x - y) \in \Theta(R) \text{ and } \|C^{-1/2}(x - y)\|_{\mathbb{R}^p} \geq r\}$$

where \mathcal{C}_p is the set of symmetric definite positive matrices in \mathbb{R}^p . If $(\mu_0, \mu_1, C) \in \Omega_p(\Theta(R), r)$, we will note

$$\mathcal{D}(\hat{\mathcal{L}}_{10}) = \mathcal{C}(\mathbb{1}_{\hat{V}}) - \mathcal{C}(\mathbb{1}_V), \quad (31)$$

where \hat{V} is given by (29) and V is given by (2).

The Procedure. The plug-in rule affect the observation X to class 1 if it belongs to \hat{V} defined by (29) where

$$\hat{\mathcal{L}}_{10} = \langle \hat{F}_{10}, X - s_{10} \rangle_{\mathbb{R}^p}.$$

We estimate $F_{10} = C^{-1}m_{10}$ by $\hat{F}_{10} = C^{-1}\hat{m}_{10}$, where the coefficients of $C^{-1/2}\hat{m}_{10}$ are given by

$$\left(y_{10l} \mathbb{1}_{|y_{10l}| > \lambda_{10}^{FDR}} \right)_{l=1, \dots, p}, \quad \text{where } y_{10l} = \left(C^{-1/2}(\bar{\mu}_1 - \bar{\mu}_0) \right)_{l=1, \dots, p},$$

and λ_{10}^{FDR} is chosen by the Benjamini and Hocheberg procedure [4] for the control of the false discovery rate (FDR) of the following multiple hypotheses:

$$\forall l = 1, \dots, p \quad H_{0l} : E[y_{10l}] = 0 \quad : \text{ Versus } H_{0l} : E[y_{10l}] \neq 0 \quad (32)$$

We recall that this procedure is the following. The $(|y_{10l}|)_l$ are ordered in decreasing order:

$$|y_{10(1)}| \geq \dots \geq |y_{10(p)}| \text{ and } \lambda_{10}^{FDR} = |y_{10(k_{10}^{FDR})}|$$

$$\text{where } k_{10}^{FDR} = \max \left\{ k \in \{1, \dots, p\} : |y_{10(k)}| \geq \sqrt{\frac{1}{n(p)}} z \left(\frac{b_p k}{2p} \right) \right\},$$

$z(\alpha)$ is the quantile of order α of a standardized gaussian random variable and $b_p \in [0, 1/2[$ is lower bounded by $\frac{c_0}{\log p}$ where c_0 is a positive constant (which does not depend on p).

Theoretical result

Theorem 4.1. *Let $R > 0$, and $q \in]0, 2[$. Let \hat{V} be defined by (29) and $\eta_p = p^{-\frac{1}{q}} R \sqrt{n(p)}$. Suppose that p tends to infinity. If $\eta_p^q \in [\frac{\log^5(p)}{p}, p^{-\delta}]$ for $\delta > 0$, then, for $r > 0$, we have*

$$\sup_{(\mu_0, \mu_1, C) \in \Omega_p(l^q(R), r)} \mathbb{E}_{P^{\otimes n}} \left[\mathcal{D}_p(\hat{\mathcal{L}}_{10}) \right] \leq \frac{1 + o_p(1)}{r} \left(\sqrt{2} \frac{\log^{1/2} \left(\frac{p}{R^q n(p)^{q/2}} \right)}{R n^{1/2}(p)} \right)^{\frac{2-q}{2}},$$

where \mathcal{D}_p is the excess risk as defined by (31), and $P^{\otimes n}$ is the law of the learning set.

Proof. The covariance matrix of the vector $C^{-1/2}(\bar{\mu}_1 - \bar{\mu}_0)$ equals $I_p \frac{1}{n(p)}$. We then have to use successively Theorem 2.1 (of this article), Theorem 1.1 of Abramovich et al [1], and Theorem 5 point 3b. of Donoho and Johnstone [11] to be able to write, $\forall r > 0$:

$$\sup_{(\mu_0, \mu_1, C) \in \Omega_p(l^q(R), r)} \mathbb{E}_{P^{\otimes n}} \left[\mathcal{D}_p^2(\hat{\mathcal{L}}_{10}) \right] \leq \frac{1 + o_p(1)}{r^2} \left(\sqrt{2} \frac{\log^{1/2} \left(\frac{p}{R^q n(p)^{q/2}} \right)}{R n^{1/2}(p)} \right)^{2-q}.$$

This inequality leads to the result by the use of the Jensen inequality:

$$\mathbb{E}_{P^{\otimes n}} \left[\mathcal{D}_p(\hat{\mathcal{L}}_{10}) \right] \leq \mathbb{E}_{P^{\otimes n}} \left[\mathcal{D}_p^2(\hat{\mathcal{L}}_{10}) \right]^{1/2}.$$

□

Comments. Let us make a few remarks on this result.

1. The rate of convergence is faster when q is close to 0, and slower when it is close to 2. This leads us to consider the sparsity of $C^{-1/2}(\mu_0 - \mu_1)$, and makes the use of the wavelet basis attractive. On the one hand, it transforms a wide class of curves into sparse vectors and on the other hand, it almost diagonalises a wide class of covariance operators.
2. We could obtain the same speed with a universal threshold (i.e with the threshold $\lambda_U = \frac{1}{n(p)} \sqrt{2 \log(p)}$). In this case, the constant $\frac{1+o_p(1)}{r^2}$ would not be that good (cf [1]).
3. We are not aware of any results concerning the convergence of any classification procedure in this framework (the high dimensional gaussian framework with the set of possible parameter determined by Ω_p). Indeed we do not make any strong assumption on C . Bickel and Levina [6] as well as Fan and Fan [12] suppose in their work that the ratio between the highest and the lowest eigenvalue is lower and upper-bounded. Even if our Theorem doesn't treat the case where C is unknown the hypotheses we use seems more natural. Let us recall that if Y is a gaussian random variable with

values in a Hilbert Space, then the covariance operator is necessarily nuclear. Also, the assumption used by the above mentioned authors does not allow us to consider gaussian measures with support in a Hilbert space.

4. Finding the significant component of the normal vector F_{10} defining the optimal separating hyperplan is equivalent with finding the significant contrast in a multivariate ANOVA. Hence, controlling the expected false discovery rate in this ANOVA is sufficient to get a good classification rule.

4.3. The case of different unknown covariances

For the rest of this section, if $k \in \{0, 1\}$, $\bar{\mu}_k$ will be the empirical mean of the Learning data of class k . We are going to use a diagonal estimator \hat{C}_k of the covariance matrix C_k . The diagonal elements of \hat{C}_k will be $(\hat{\sigma}_{kq}^2)_{q=1, \dots, p}$. For $q \in \{1, \dots, p\}$, $k \in \{0, 1\}$, $\hat{\sigma}_{kq}^2$ will be the unbiased version of the empirical variance of feature q of the observations $(X_{ikq})_{i=1, \dots, n_k}$ of class k . We will note

$$\hat{s}_{10} = (\bar{\mu}_1 + \bar{\mu}_0)/2.$$

The classification rule used chooses that $X \in \mathbb{R}^p$ comes from the class k if X belongs to \hat{V}_k given by (29) and

$$\hat{\mathcal{L}}_{10} = -\frac{1}{2} \langle \hat{A}_{10}(x - \hat{s}_{10}), x - \hat{s}_{10} \rangle_{\mathbb{R}^p} + \langle \hat{G}_{10}, x - \hat{s}_{10} \rangle_{\mathbb{R}^p} - \hat{c}_{10},$$

where the quantities of this equation will be given in what follows. for all $(1, 0) \in \{1, \dots, K\}^2$, $1 \neq 0$, we now give \hat{G}_{10} (equation (33)), \hat{A}_{10} (equation 34), and \hat{c}_{10} (equation 35).

We estimate $G_{10} = \frac{1}{2}(C_1^{-1} + C_0^{-1})m_{10}$ by

$$\hat{G}_{10} = \left(\frac{1}{\sqrt{2}} \left(\frac{1}{\hat{\sigma}_{1q}^2} + \frac{1}{\hat{\sigma}_{0q}^2} \right)^{1/2} y_{10q} 1_{|y_{10q}| > \lambda_{10}^{FDR}} \right)_{q=1, \dots, p} \quad (33)$$

$$\text{where } y_{10q} = \frac{1}{\sqrt{2}} \left(\frac{1}{\hat{\sigma}_{1q}^2} + \frac{1}{\hat{\sigma}_{0q}^2} \right)^{1/2} (\hat{\mu}_{1q} - \hat{\mu}_{0q}),$$

and λ_{10}^{FDR} is chosen by the Benjamini and Hocheberg procedure. This procedure is the following. Let $Var_0(y_{ijq})$ be the variance of y_{10q} calculated under the hypothesis that $\mu_{1q} = \mu_{0q}$. The term

$$\frac{1 + \hat{\sigma}_{1q}^2/\hat{\sigma}_{0q}^2}{2n_1} + \frac{1 + \hat{\sigma}_{0q}^2/\hat{\sigma}_{1q}^2}{2n_0}$$

is an estimation of this variance when σ_{kq}^2 ($k = 0, 1$) are known and equal to $\hat{\sigma}_{kq}^2$. In practice, we substitute these terms for $Var_0(y_{10q})$. The real

$$(|y_{10q}|/\sqrt{Var_0(y_{10q})})_{q=1, \dots, p}$$

are ordered by decreasing order:

$$|y_{10(1)}|/\sqrt{Var_0(y_{10(1)})} \geq \dots \geq |y_{10(p)}|/\sqrt{Var_0(y_{10(p)})} \text{ and } \lambda_{10}^{FDR} = |y_{10(k_{10}^{FDR})}|$$

where

$$k_{10}^{FDR} = \max \left\{ k : |y_{10(k)}| \geq \sqrt{\frac{1 + \hat{\sigma}_{1(k)}^2/\hat{\sigma}_{0(k)}^2}{2n_1} + \frac{1 + \hat{\sigma}_{0(k)}^2/\hat{\sigma}_{1(k)}^2}{2n_0}} z \left(\frac{b_p k}{2p} \right) \right\},$$

$z(\alpha)$ is the quantile of order α of a standardized gaussian random variable and $b_p \in [0, 1[$ is as in the preceding algorithm.

In practice, we choose $b_p = 0.01$, but one could keep a part of the learning set to learn the best value of b_p . Note that in the application we have in mind, the learning set is too small to be divided. In addition, the choice of b_p , in view of Theorem 4.1 does not determine the performances of the algorithm. In practice the difference of classification error between the choices $b_p = 0.01$ and $b_p = 0.05$ for example, is not important.

This first part of the methods constitute a dimension reduction. Indeed, the only coordinates of $(\hat{G}_{10q})_{q=1, \dots, p}$ that are kept non null are those for which $|y_{10q}| \geq \lambda_{ij}^{FDR}$. The linear application associated with $(\hat{G}_{10q})_{q=1, \dots, p}$ only acts in k_{10}^{FDR} directions. Let us also note that if we extend our procedure to a multiclass procedure, for two couples of classes $(i, j) \neq (l, m)$, the corresponding estimations G_{ij} and G_{lm} might be based on different dimension reduction.

Remark 4.1. *The testing procedure used can be analysed as a "vertical" ANOVA that reveals the interesting direction*

1. in which classification should be done (with thresholding estimation of G_{10})
2. in which classification should be quadratic (with thresholding estimation of A_{10}).

The matrix A_{10} is estimated by a diagonal matrix with diagonal elements given by

$$\hat{a}_{10q} = \left(\frac{1}{\hat{\sigma}_{1q}^2} - \frac{1}{\hat{\sigma}_{0q}^2} \right) 1_{|w_{10q}| \geq \eta_{10}^{FDR}}, \text{ where } w_{10q} = \hat{\sigma}_{1q}^2 - \hat{\sigma}_{0q}^2, \quad q = 1, \dots, p, \quad (34)$$

and the threshold η_{10}^{FDR} is chosen with the same type of procedure as the one used to find λ_{10}^{FDR} . Let $Var_0(w_{10q})$ be the variance of w_{10q} under the hypothesis that $\sigma_{1q} = \sigma_{0q}$. The term $\frac{2\hat{\sigma}_{1q}^4}{n_1-1} + \frac{2\hat{\sigma}_{0q}^4}{n_0-1}$ is an estimation of it that we use in practice. The real numbers $(|w_{10q}|/\sqrt{Var_0(w_{10q})})_q$ are ordered by decreasing order:

$$|w_{10(1)}|/\sqrt{Var_0(w_{10(1)})} \geq \dots \geq |w_{10(p)}|/\sqrt{Var_0(w_{10(p)})} \text{ and } \eta_{10}^{FDR} = |w_{10(k_{10}^{FDR})}|$$

$$\text{where } k_{10}^{FDR} = \max \left\{ k : |w_{10(k)}| \geq \sqrt{\frac{2\hat{\sigma}_{1(k)}^4}{n_1 - 1} + \frac{2\hat{\sigma}_{0(k)}^4}{n_0 - 1}} z \left(\frac{b_p k}{2p} \right) \right\}.$$

This part of the method constitutes a linearisation of the rule. Indeed, the directions $q \in \{1, \dots, p\}$ in which \hat{a}_{10q} is 0 are the directions in which the classification rule between the groups 1 and 0 is linear. In the other directions, the rule is quadratic.

The use of this methods is still motivated by Theorem 4.1 and the theorems used in its proof, but it needs additional theoretical justification.

We will finally note:

$$\hat{c}_{10} = \sum_{q=1}^p 1_{|w_{10q}| \geq \eta_{10}^{FDR}} \left(\frac{1}{8} \hat{a}_{10q} (\bar{\mu}_{1q} - \bar{\mu}_{0q})^2 + \frac{1}{2} \log |\det(\hat{\sigma}_{0q}^{-1} \hat{\sigma}_{1q})| \right). \quad (35)$$

5. Application to medical data and the TIMIT database

We are going to study the performance of the given procedure. With that aim, we compare our method with the one given by Rossi and Villa [22] on the database TIMIT. We then use test our procedure on medical data.

5.1. Comparison of our method with the one of Rossi and Villa in the case of two class classification

Rossi and Villa use a support vector machine (SVM) with different types of kernels. Recall that the SVM procedure is to construct an affine frontier function f given by

$$f(x) = \langle w, x \rangle_{\mathbb{R}^p} + b,$$

where w and b are solutions of an optimization problem of the following type:

$$\min_{w, b, \xi} \|w\|_{\mathbb{R}^p}^2 + C \sum_{i=1}^N \xi_i$$

$$\text{under } y_i (\langle w, x_i \rangle_{\mathbb{R}^n} + b) \geq 1 - \xi_i, \quad \xi_i \geq 0 \quad i = 1, \dots, n$$

where $(x_i, y_i)_{i=1, \dots, n}$ are the couples (observations, labels) of the learning set.

The TIMIT database has notably been studied by Hastie et al. [18]. This database includes phonemes "aa" and "ao" pronounced by many different persons. The corresponding records are curves observed at a fine enough sampling frequency. More precisely, one curve is a p -dimensional vector with $p = 256$. The learning set is composed of 519 "aa" and 759 "ao" and the test set is composed of 176 "aa" and 263 "ao". Also, the curves $(x_i)_{i=1, \dots, 519}$ are those which correspond to the pronunciation of phoneme "aa" and the label $y_i = 0$ is associated to them. The label "1" is associated to the other curves which correspond to the pronunciation of phoneme "ao". The method of Rossi and Villa gives almost the same results as ours: 20% of classification mistakes.

5.2. Application to medical data

The medical problem is the following. In Magnetic resonance imagery, one can obtain spectra characterizing tissues localized in some area of the brain. The spectra obtained can be used to characterize tumors. Unfortunately, even for a specialist, it is hard to define a good rule to associate the name of a tumor with a given spectra. Some spectra have been obtained on identified tumors. We have been given these spectra. In order to have enough spectra in our learning set, we retained five groups of spectra (some of them regrouping many tumors). The glioblastomes of the first type¹, the glioblastomes of the second type, the Meningiomes, the Metastases and the healthy tissues. The database provided by the specialists contains 21 glioblastomes of first type, 9 glioblastomes of second type, 16 Méningiomes, 18 métastases and 9 healthy tissues, that is, 75 spectra sampled at 1024 points. We give the plot of the spectra considered in Figure 2. In order to test our procedure, we used a strategy of type "leave on out". Figure 4 leads us to an experimental confirmation that in the case of two class classification, the chosen dimension is a good one.

We tested different configurations summarized in the table Figure 3. The classification error rate is still significant, but the reduction dimension procedure provides a reduction of the error rate (Recall that in the case of 4 groups having equal a priori probability a rule that would guess randomly the type of tumor would have an error rate of 75%). There are two reasons for this moderate performances.

Roughly, theoretical physic predicts that a spectrum associated with a given tumor, for example a Glioblastome, is a random variable $y = (y_q)_{q=1,\dots,p}$ that has a quite small variability. Also, we should be able to separate easily spectra associated with different groups. Unfortunately, in practice, the instrumentation leads to a measurement of spectra $z = (z_q)_{q=1,\dots,p}$ having complex values and for which there exists a sequence of angles $(\psi_q)_{q=1,\dots,p}$ such that:

$$\forall q \in \{1, \dots, p\} \quad y_q = \Re(e^{i\psi_q} z_q).$$

This sequence of angles is unknown. The theoretical physics of instrumentation shows that there are two real (a, b) such that

$$\forall q \in \{1, \dots, p\} \quad \psi_q = aq + b.$$

Methods to obtain a and b are not sufficiently efficient, but this represents an active field of research. We chose to ask the physicians to change the phase manually in order to have a homogeneous real part of the spectra in a particular group and we kept the real part of the spectra. The change of phase made by the physicians is not optimal and the residual variation of the phase creates a certain disparity of observed spectra inside each group. This disparity can be seen Figure 2. The incorporation of the phase into a classification algorithm,

¹The group of Glioblastomes has a too large variability, also, we chose to divide it into two groups: first type and second type. These two types correspond to the presence of certain chemical substances.

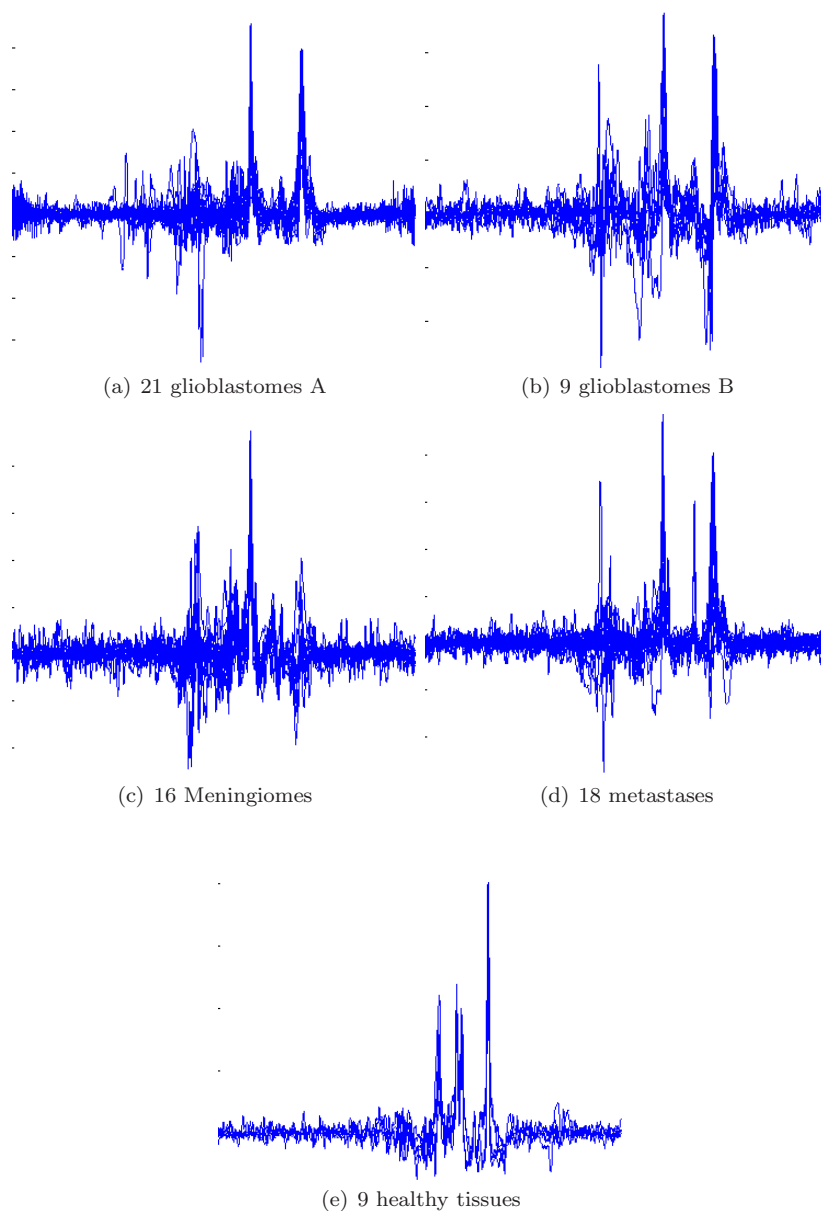


FIGURE 2. Spectra of the learning set

Groups considered	all	all except Metastases	Glioblastomes of first type and Meningiomes
error rate	43 %	30 %	5%

FIGURE 3. Considered groups and error rate in each case.

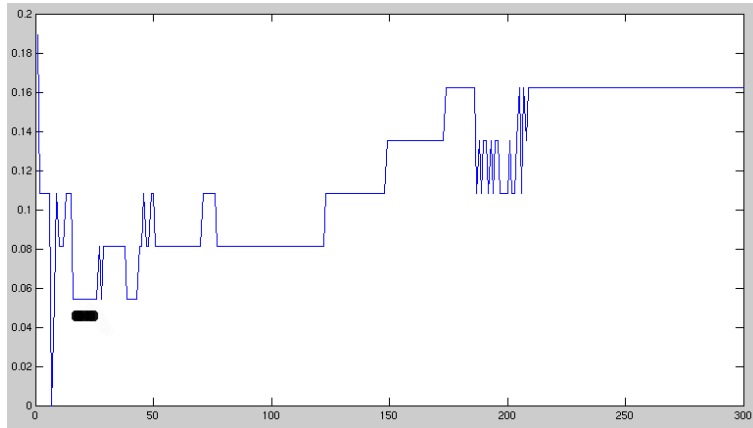


FIGURE 4. Classification error rate (in a two group problem: *Méningiomes* versus *Glioblastomes* of first type) as a function of the selected dimension. The dimension selected by our algorithm is marked by a black point in the Figure.

and the use of the complex nature of the data will be the object of further studies. We note, however that these phase problems in the Fourier domain can be translated interestingly in the temporal domain.

Finally, the learning set is still too small. We hope to see the size increase in the forthcoming years.

6. A more geometric alternative measure of error: the learning error

6.1. Definition and main result

We have already defined the learning error to be

$$\mathcal{R}(g) = P(g(X) \neq Y \text{ et } g^*(X) = Y),$$

which when $Y \rightsquigarrow \mathcal{U}(\{0, 1\})$ equals

$$\mathcal{R}(g) = \frac{1}{2} (P_1(g(X) \neq 1 \text{ et } g^*(X) = 1) + P_0(g(X) \neq 0 \text{ et } g^*(X) = 0)).$$

In other words, the learning error is the probability to misclassify X with g and to classify it correctly with g^* . The point that motivates the use of this error is that

1. it leads to a simple geometric interpretation (mostly used in the two following Sections) and hence it is used in all the further theoretical development we will give;
2. it is not sensitive to the possible indistinguishability of the distributions P_0 and P_1 and it leads to lower bounds as in Section 2 (see remark below).

It follows easily from

$$\mathcal{C}(g) - \mathcal{C}(g^*) = P(g(X) \neq Y \text{ et } g^*(X) = Y) - P(g(X) = Y \text{ et } g^*(X) \neq Y),$$

that a classification rule g satisfies:

$$\mathcal{C}(g) - \mathcal{C}(g^*) \leq \mathcal{R}(g). \quad (36)$$

In the gaussian case that is studied in this article, we proved the following theorem that gives a reverse inequality of (36).

Theorem 6.1. *Let g^* be the optimal rule in the binary classification problem (as presented in Section 1).*

1. *If P_0 and P_1 have the same covariance C and respective means μ_1 and μ_0 , then, for all measurable functions $g : \mathbb{R}^p \rightarrow \{0, 1\}$, we have:*

$$\mathcal{C}(g) - \mathcal{C}(g^*) \geq \min \left\{ \frac{\sqrt{2\pi}}{2 * 16^2} \|C^{-1/2} m_{10}\|_{\mathbb{R}^p} e^{-\frac{\|C^{-1/2} m_{10}\|_{\mathbb{R}^p}^2}{8}} \mathcal{R}(g)^2, \frac{\mathcal{R}(g)}{8} \right\},$$

where $m_{10} = \mu_1 - \mu_0$.

2. *Let $c_1 > 0$ and $\mathcal{P}(c_1)$ be the set of couples (P, Q) of gaussian measure on \mathbb{R}^p such that $d_1(P, Q) > c_1$. If $(P_1, P_0) \in \mathcal{P}(c_1)$ then there exists a constant $c(c_1) > 0$ (that only depends on c_1) such that*

$$\mathcal{C}(g) - \mathcal{C}(g^*) \geq \min \left\{ c(c_1) \mathcal{R}(g)^8, \frac{\mathcal{R}(g)}{8} \right\}.$$

Before we prove this result, let us comment it.

Comments. Let us note that

$$\mathcal{C}(g) - \mathcal{C}(g^*) \leq \frac{1}{2} d_1(P_1, P_0).$$

Also, in the case where $d_1(P_1, P_0)$ tends to 0, the excess risk does not measure the difference between g and g^* but the proximity of P_1 and P_0 . The learning error is not sensitive to this scale phenomenon, as witness the following example.

Example 6.1. *Let $\mu \geq 0$, $P_1 = \mathcal{N}(\mu, 1)$ and $P_0 = \mathcal{N}(-\mu, 1)$. In this case, for all $a \in \mathbb{R}$*

$$\mathcal{R}(\mathbb{1}_{[a, \infty[)}) = \frac{1}{2} (P(0 < \xi + \mu < a) + P(a < \xi - \mu < 0)),$$

where $\xi \rightsquigarrow \mathcal{N}(0, 1)$; and $d_1(P_1, P_0) \rightarrow 0$ if and only if $\mu \rightarrow 0$ in which case

$$\mathcal{R}(\mathbb{1}_{[a, \infty[)}) \rightarrow \frac{1}{2} P(\xi \in [0, |a|]).$$

Under these conditions, the learning error associated with $\mathbb{1}_{[a,\infty[}$ tends to 0 only if a tends to 0. In other words, when $\mu \rightarrow 0$, the learning error makes a difference between the rules $\mathbb{1}_{[100,\infty[}$ and $g^* = \mathbb{1}_{[0,\infty[}$:

$$\inf_{\mu < 50} \mathcal{R}(\mathbb{1}_{[100,\infty[}) \geq \frac{1}{2}P(\xi \in [0, |50|]) \approx \frac{1}{4}$$

while we have

$$\mathcal{C}(\mathbb{1}_{[100,\infty[}) - \mathcal{C}(g^*) \leq \frac{1}{2}d_1(P_1, P_0) \leq \frac{\mu}{\sqrt{2\pi}}.$$

Remark 6.1. By definition, is the quantity of interest. The problem with it is that it can give credit to every given procedure when $d_1(P_1, P_0)$ is sufficiently small. Also, one cannot argue that a rule is never good according to the excess risk. In the preceding example, the procedure $g(x) = \mathbb{1}_{[100,\infty[}(x)$ is uniformly (on say $|\mu| \leq 50$) inconsistent according to the learning error but not according to the excess risk.

The main consequence of this Theorem has already been used in Section 2.2. From equation (36), if $(g_n)_{n \geq 0}$ is a sequence of classification rules such that $\mathcal{R}(g_n)$ tends to zero, then $\mathcal{C}(g_n) - \mathcal{C}(g^*)$ tends to zero. Theorem 6.1, implies the converse result.

6.2. Proof of Theorem 6.1

Proof. Let us take

$$K_1 = \{x \in \mathbb{R}^p : g(x) \neq 1 \text{ et } g^*(x) = 1\}$$

and

$$K_0 = \{x \in \mathbb{R}^p : g(x) \neq 0 \text{ et } g^*(x) = 0\}.$$

Also, $\mathcal{R}(g) = \frac{1}{2}(P_1(K_1) + P_0(K_0))$ and at least one of the following two inequalities is satisfied (from the pigeonhole principle):

$$P_1(K_1) \geq \mathcal{R}(g), \quad P_0(K_0) \geq \mathcal{R}(g).$$

Without loss of generality we will suppose that $P_1(K_1) \geq \mathcal{R}(g)$ which implies $P_1(K_1) + P_0(K_1) \geq \mathcal{R}(g)$. Note that we have

$$\begin{aligned} \mathcal{C}(g) - \mathcal{C}(g^*) &= P(g \neq Y) - P(g^* \neq Y) \\ &= \frac{1}{2}(P_1(K_1) - P_1(K_0)) + \frac{1}{2}(P_0(K_0) - P_0(K_1)) \\ &\quad (\text{by conditioning with respect to } Y) \\ &= \frac{1}{2}((P_1 - P_0)(K_1) + (P_0 - P_1)(K_0)), \end{aligned}$$

and, because $g^*(X) = 1$ if and only if $dP_1 \geq dP_0$ (by definition of g^* and from the fact that $Y \rightsquigarrow \mathcal{U}(\{0, 1\})$), we get

$$\mathcal{C}(g) - \mathcal{C}(g^*) = \frac{1}{2} \int 1_{K_1 \cup K_0} |dP_1 - dP_0| \geq \frac{1}{2} \int 1_{K_1} |dP_1 - dP_0|. \quad (37)$$

A straightforward calculation (see for example [15] Proposition 1.4.2 Chapter 1 Part I) leads to

$$\int_{\mathcal{X}} m(x)(dP_1 - dP_0) = 2\mathbb{E}_P \left[m(X) e^{f_{10}(P, X)} \left| \sinh \left(\frac{1}{2} \mathcal{L}_{10}(X) \right) \right| \right],$$

for all measurable m , where P is any probability measure that dominates P_1 and P_0 , $f_{10}(P, X) = \frac{1}{2} \log \left(\frac{dP_1}{dP} \frac{dP_0}{dP} \right)$ and $\mathcal{L}_{10}(x) = \log \left(\frac{dP_1}{dP_0}(x) \right)$. In particular

$$d_1(P_1, P_0) = 2\mathbb{E}_P \left[e^{f_{10}(P, X)} \left| \sinh \left(\frac{1}{2} \mathcal{L}_{10}(X) \right) \right| \right],$$

Also note that whenever $K \subset \{x \in \mathbb{R}^p : \mathcal{L}_{10}(x) \geq 0\}$ we have

$$P_1(K) - P_0(K) = 2\mathbb{E}_P [1_K e^{f_{10}(P, X)} \sinh(\mathcal{L}_{10}(X)/2)],$$

and as a consequence, (37) can be rewritten

$$\mathcal{C}(g) - \mathcal{C}(g^*) \geq \mathbb{E}[1_{K_1}(X) e^{f_{10}(P, X)} \sinh(\mathcal{L}_{10}(X)/2)]. \quad (38)$$

It can also be shown that

$$P_1(K) + P_0(K) = 2\mathbb{E}_P [1_K e^{f_{10}(P, X)} \cosh(\mathcal{L}_{10}(X)/2)],$$

and consequently, $P_1(K_1) + P_0(K_1) \geq \mathcal{R}(g)$ is rewritten

$$2\mathbb{E}_P [1_{K_1}(X) e^{f_{10}(P, X)} \cosh(\mathcal{L}_{10}(X)/2)] \geq \mathcal{R}(g). \quad (39)$$

On the other hand, $d_1(P_1, P_0) \geq c_1$ leads to:

$$2\mathbb{E}_P [e^{f_{10}(P, X)} \left| \sinh(\mathcal{L}_{10}(X)/2) \right|] \geq c_1. \quad (40)$$

In the rest of the proof, we shall combine (39) and (40) in order to lower bound the right member of (38). We remark that the left member in (39) and the right member of (38) only differ by a factor two and replacing a sinh by a cosh. For our purpose, these two functions only differ fundamentally near zero. We are going to decompose K_1 into two disjoint sets. Also, we will define

$$K_1^+ = \{x \in K_1 : \mathcal{L}_{10}(x) \geq 2\} \text{ et } K_1^- = \{x \in K_1 : \mathcal{L}_{10}(x) \leq 2\}.$$

Let us also define A and B by:

$$\begin{aligned} \int_{K_1} e^{f_{10}(P, x)} \sinh(\mathcal{L}_{10}(x)/2) P(dx) &= \underbrace{\int_{K_1^+} e^{f_{10}(P, x)} \sinh(\mathcal{L}_{10}(x)/2) P(dx)}_A \\ &\quad + \underbrace{\int_{K_1^-} e^{f_{10}(P, x)} \sinh(\mathcal{L}_{10}(x)/2) P(dx)}_B. \end{aligned}$$

From (39), (and the pigeonhole principle) two cases can occur. In the first case

$$\mathbb{E}_P[1_{K_1^+}(X)e^{f_{10}(P,x)} \cosh(\mathcal{L}_{10}(X)/2)] \geq \mathcal{R}(g)/4,$$

and in the second

$$\mathbb{E}_P[1_{K_1^-}(X)e^{f_{10}(P,x)} \cosh(\mathcal{L}_{10}(X)/2)] \geq \mathcal{R}(g)/4. \quad (41)$$

In the first case, because $X \in K_1^+$ implies

$$\sinh(\mathcal{L}_{10}(X)/2) \geq \frac{1}{2} \cosh(\mathcal{L}_{10}(X)/2) \quad (\ln(6) \leq 2),$$

we have $A \geq \mathcal{R}(g)/8$ and hence the desired result (it suffices to remark that $\mathcal{L}_{10}(x) \geq 0$ if $x \in K_1$ which implies $B \geq 0$).

We shall now consider the case where (41) is satisfied. In this case, because $\cosh(x) \leq 2$ for all $|x| \leq 1$, we have

$$\int_{K_1^-} e^{f_{10}(P,x)} P(dx) \geq \mathcal{R}(g)/8.$$

Also, the definition

$$d\nu = \frac{e^{f_{10}(P,x)} dP}{\int e^{f_{10}(P,x)} dP},$$

makes ν a probability measure on \mathbb{R}^p and

$$\nu(K_1^-) \geq \mathcal{R}(g)/8. \quad (42)$$

On the other hand, (see the definition of f_{10})

$$\int e^{f_{10}(P,x)} dP = \int \sqrt{dP_1 dP_0} = A_2(P_1, P_0)$$

($A_2(P_1, P_0)$ is the Hellinger affinity between P_1 and P_0) which leads to

$$B = A_2(P_1, P_0) \int_0^\infty \nu(X \in K_1^- \text{ and } |\sinh(\mathcal{L}_{10}(X)/2)| \geq t) dt. \quad (43)$$

We have

$$\begin{aligned} \nu(X \in K_1^-) &= \nu(X \in K_1^- \text{ and } |\sinh(\mathcal{L}_{10}/2)| \leq t) \\ &\quad + \nu(X \in K_1^- \text{ and } |\sinh(\mathcal{L}_{10}/2)| \geq t). \end{aligned}$$

Let g be the application which associates to $t > 0$ the real

$$g(t) = \sup_{(P_1, P_0) \in \mathcal{P}(c_1)} \nu(|\sinh(\mathcal{L}_{10}(X)/2)| \leq t). \quad (44)$$

For every $t > 0$, we have:

$$\begin{aligned} & \nu(X \in K_1^- \text{ and } |\sinh(\mathcal{L}_{10}/2)| \geq t) \\ &= \nu(X \in K_1^-) - \nu(X \in K_1^- \text{ and } |\sinh(\mathcal{L}_{10}/2)| \leq t) \end{aligned}$$

We then deduce from this inequality and from (43) that for all $\epsilon \geq 0$,

$$\begin{aligned} B &\geq A_2(P_1, P_0) \int_0^\epsilon \nu(X \in K_1^- \text{ and } |\sinh(\mathcal{L}_{10}(X)/2)| \geq t) dt \\ &\geq \epsilon \nu(X \in K_1^-) - A_2(P_1, P_0) \int_0^\epsilon \nu(X \in K_1^- \text{ and } |\sinh(\mathcal{L}_{10}/2)| \leq t) dt \\ &\geq \epsilon \mathcal{R}(g)/8 - \int_0^\epsilon \nu(X \in K_1^- \text{ and } |\sinh(\mathcal{L}_{10}/2)| \leq t) dt A_2(P_1, P_0) \end{aligned}$$

where this last inequality results from (42). The rest of the proof relies on the following lemma.

Lemma 6.1. 1. The application g defined by (44) leads to

$$g(t) \leq \frac{c(c_1)}{A_2(P_1, P_0)} t^{1/7}$$

($c(c_1)$ is a positive constant that only depends on c_1).

2. In the case where $C_1 = C_0 = C$, we have

$$\nu(X \in K_1^- \text{ and } |\sinh(\mathcal{L}_{10}/2)| \leq t) \leq \frac{4t}{\sqrt{2\pi} \|C^{-1/2} m_{10}\|_{\mathbb{R}^p}}.$$

We prove this result at the end of the current proof. Let us note that it is equation (40) that plays a crucial role in the proof.

In the case where $C_1 \neq C_2$,

$$\int_0^\epsilon \nu(X \in K_1^- \text{ and } |\sinh(\mathcal{L}_{10}/2)| \leq t) dt A_2(P_1, P_0) \leq \tilde{c}(c_1) \epsilon^{1+1/7},$$

and the choice $\epsilon = \left(\frac{\mathcal{R}(g)}{16} \tilde{c}(c_1)\right)^7$ leads to the desired result. In the case where $C_1 = C_2$,

$$\int_0^\epsilon \nu(X \in K_1^- \text{ and } |\sinh(\mathcal{L}_{10}/2)| \leq t) dt \leq \frac{2\epsilon^2}{\sqrt{2\pi} \|C^{-1/2} m_{10}\|_{\mathbb{R}^p}},$$

and the choice $\epsilon = \sqrt{2\pi} \|C^{-1/2} m_{10}\|_{\mathbb{R}^p} \frac{\mathcal{R}(g)}{32A_2(P_1, P_0)}$ leads to the desired result. Indeed, in the case where $C_1 = C_0$, classical calculation leads to

$$A_2(P_1, P_0) = \int e^{f_{10}(P, X)} dP = e^{-\frac{\|C^{-1}(\mu_1 - \mu_0)\|_{\mathbb{R}^p}^2}{8}}.$$

□

Let us now prove Lemma (6.1)

Proof. Let us begin by point 2. It is sufficient to notice that if $P_{1|0}$ is a gaussian measure with covariance C and mean s_{10} , and if X is a random variable drawn from $P_{1|0}$, then

$$e^{f_{10}(P_{1|0}, X)} = e^{-\frac{\|C^{-1}(\mu_1 - \mu_0)\|_{\mathbb{R}^p}^2}{8}} \text{ in distribution } \mathcal{L}_{10}(X) \rightsquigarrow \mathcal{N}(0, \sigma^2),$$

where $\sigma^2 = \|C^{-1}(\mu_1 - \mu_0)\|_{\mathbb{R}^p}^2$. Also, we get

$$\begin{aligned} \nu(|\sinh(\mathcal{L}_{10}(X)/2)| \leq t) &= P(|\mathcal{N}(0, \sigma^2)| \leq 2\text{Argsinh}(t)) \leq \frac{4\text{Argsinh}(t)}{\sqrt{2\pi}\sigma} \\ &\leq \frac{4t}{\sqrt{2\pi}\sigma}. \end{aligned}$$

Let us now prove point 1 of the Lemma.

$$\begin{aligned} \nu(|\sinh(\mathcal{L}_{10}(X)/2)| \leq t) &\leq \int 1_{|\sinh(\mathcal{L}_{10}(x)/2)| \leq t} \left(\frac{dP_1}{dP_0}\right)^{1/2} dP_0 / A_2(P_1, P_0). \\ &\leq \frac{P_0^{1/2}(|\mathcal{L}_{10}(X)/2| \leq t)}{A_2(P_1, P_0)} \\ &\quad \text{(from Cauchy-Schwartz and } \text{Argsh}(y) \geq y\text{)}. \end{aligned}$$

Finally, we conclude from point 2 of Theorem 8.4, given in Section 8, which hypothesis is satisfied since:

$$\begin{aligned} c_1 &\leq d_1(P_1, P_0) \\ &\leq 2\sqrt{K(P_0, P_1)} \\ &\quad \text{(from Pinsker inequality (see [24])),} \\ &\leq 2\|\mathcal{L}_{10}\|_{L_2(P_0)}^{1/2} \\ &\quad \text{(from Cauchy-Schartz inequality).} \end{aligned}$$

□

7. A geometrical Analysis of LDA to solve Problem 1

7.1. Introduction and first result

Let \mathcal{X} be a separable Banach space $\mathcal{X} = \mathbb{R}^p$, endowed with its Borel σ -field and a gaussian measure γ . Throughout the next section, we will associate to any measurable f the set

$$V_f = \{x \in \mathcal{X} : f(x) \geq 0\}. \quad (45)$$

In this section $\mathcal{X} = \mathbb{R}^p$. Recall that α (defined by (5)) is the angle, according to the geometry of $L_2(\gamma_C)$ between F_{10} et \hat{F}_{10} . This quantity will play a very

important role in the whole section. In order to shorten the notation, we will replace $\mathcal{R}(\mathbb{1}_{\hat{V}})$ by \mathcal{R} in this section and those that follow.

Recall that

$$F_{10} = C^{-1}m_{10}, \quad m_{10} = \mu_1 - \mu_0, \quad s_{10} = \frac{\mu_1 + \mu_0}{2},$$

where μ_1 , (resp. μ_0) and C are the mean and (common) covariance of the distribution $P_1 = \gamma_{C, \mu_1}$ (resp. $P_0 = \gamma_{C, \mu_0}$) of data from group 1 (resp. 0). With the above defined notation (45), the optimal rule and the plug-in rule can be rewritten with

$$V = V_{\langle F_{10}, x - s_{10} \rangle_{\mathbb{R}^p}} \quad \text{and} \quad \hat{V} = V_{\langle \hat{F}_{10}, x - \hat{s}_{10} \rangle_{\mathbb{R}^p}}$$

For the purpose of this section, let us note that the learning error studied in the preceding section and introduced by equation (8) is (in the case of LDA)

$$\mathcal{R} = \frac{1}{2} \left(\gamma_{C, \mu_0} \left(X \in \hat{V} \setminus V \right) + \gamma_{C, \mu_1} \left(X \in V \setminus \hat{V} \right) \right).$$

which implies

$$\mathcal{R} = \frac{1}{2} \left(\gamma_{C, s_{10}} \left(X \in \left(\hat{V} \setminus V - \frac{m_{10}}{2} \right) \right) + \gamma_{C, s_{10}} \left(X \in \left(V \setminus \hat{V} + \frac{m_{10}}{2} \right) \right) \right). \quad (46)$$

The Problem now becomes to that of measuring two areas of \mathbb{R}^p with $\gamma_{C, s_{10}}$. Standard properties of gaussian measure now leads to

$$\begin{aligned} \mathcal{R} &= \frac{1}{2} \gamma_p \left((V_{\langle \cdot, G_p \rangle_{\mathbb{R}^p}} \setminus V_{\langle \cdot, G_p + e_p \rangle_{\mathbb{R}^p} + d_0}) - \frac{G_p}{2} \right) \\ &\quad + \frac{1}{2} \gamma_p \left((V_{\langle \cdot, G_p + e_p \rangle_{\mathbb{R}^p} + d_0} \setminus V_{\langle \cdot, G_p \rangle_{\mathbb{R}^p}}) + \frac{G_p}{2} \right), \end{aligned} \quad (47)$$

where $d_0 = \langle \hat{F}_{10}; \hat{s}_{10} - s_{10} \rangle_{\mathbb{R}^p}$,

$$G_p = C^{1/2}F_{10} = C^{-1/2}m_{10}, \quad \hat{G}_p = C^{1/2}\hat{F}_{10} \quad \text{and} \quad e_p = C^{1/2}(\hat{F}_{10} - F_{10}). \quad (48)$$

One may note that the change of geometry implies

$$\|G_p\|_{\mathbb{R}^p} = \|F_{10}\|_{L_2(\gamma)}, \quad \|\hat{G}_p\|_{\mathbb{R}^p} = \|\hat{F}_{10}\|_{L_2(\gamma)}, \quad \|e_p\|_p = \|F_{10} - \hat{F}_{10}\|_{L_2(\gamma_C)}, \quad (49)$$

and α (defined by equation (5)) is the angle, in the geometry of \mathbb{R}^p between G_p and \hat{G}_p .

The following theorem gives lower bounds and upper bounds on the learning error \mathcal{R} as functions of (among others) α . Its proof relies on the fact that \mathcal{R} is the measure by γ_2 of two "simple" areas of \mathbb{R}^p (see Figure 5) and the use of four elementary properties of gaussian measure to be given later (see Figure 6).

Theorem 7.1. Let $d_0 = \langle \hat{F}_{10}, \hat{s}_{10} - s_{10} \rangle_{\mathbb{R}^p}$. The Learning error \mathcal{R} as a function of α satisfies:

$$\forall \alpha \in [-\pi, \pi] \quad \mathcal{R}(\alpha) = \mathcal{R}(-\alpha).$$

The Learning error also satisfies the following inequality

If $\alpha \geq \frac{\pi}{2}$, then $\mathcal{R} \geq \frac{1}{2}$.

If $0 \leq \alpha < \frac{\pi}{2}$, then we have $\mathcal{R} \leq \frac{1}{2}$ and we distinguish between four cases.

1. If $|d_0| \leq \frac{1}{4} |\langle F_{10}, \hat{F}_{10} \rangle_{L_2(\gamma_C)}|$, we have:

$$e^{-\frac{\|F_{10}\|_{L_2(\gamma_C)}^2}{8}} \frac{1}{4} \left(\frac{\alpha}{2\pi} + \frac{1}{2} \gamma_1 \left(\left[0; \frac{|d_0| \tan(\alpha)}{\|\Pi_{F_{10}^\perp} \hat{F}_{10}\|_{L_2(\gamma_C)}} \right] \right) \right) \leq \mathcal{R}, \quad (50)$$

and

$$\mathcal{R} \leq e^{-\frac{\|F_{10}\|_{L_2(\gamma_C)}^2 \cos(\alpha)^2}{32}} \left(\frac{\alpha}{2\pi} + \gamma_1 \left(\left[0; (1 + \tan(\alpha)) \frac{|d_0| \tan(\alpha)}{\|\Pi_{F_{10}^\perp} \hat{F}_{10}\|_{L_2(\gamma_C)}} \right] \right) \right). \quad (51)$$

2. If $\frac{1}{4} |\langle F_{10}, \hat{F}_{10} \rangle_{L_2(\gamma_C)}| < |d_0| \leq \frac{1}{2} |\langle F_{10}, \hat{F}_{10} \rangle_{L_2(\gamma_C)}|$, we have:

$$e^{-\frac{\|F_{10}\|_{L_2(\gamma_C)}^2}{2}} \frac{1}{4} \left(\frac{1}{2} \gamma_1 \left(\left[0; \frac{\|F_{10}\|_{L_2(\gamma_C)}}{4} \right] \right) + \frac{\alpha}{2\pi} \right) \leq \mathcal{R} \quad (52)$$

$$\mathcal{R} \leq \frac{\alpha}{2\pi} + \gamma_1 \left(\left[0; (1 + \tan(\alpha)) \frac{|d_0| \tan(\alpha)}{\|\Pi_{F_{10}^\perp} \hat{F}_{10}\|_{L_2(\gamma_C)}} \right] \right). \quad (53)$$

3. If $\frac{1}{2} |\langle F_{10}, \hat{F}_{10} \rangle_{L_2(\gamma_C)}| < |d_0|$, we have:

$$\frac{\alpha}{4\pi} + \frac{1}{4} \gamma_1 \left(\left[0; \frac{\|F_{10}\|_{L_2(\gamma_C)}}{2} \right] \right) \leq \mathcal{R}, \quad (54)$$

$$\mathcal{R} \leq \frac{\alpha}{2\pi} + \gamma_1 \left(\left[0; (1 + \tan(\alpha)) \frac{|d_0| \tan(\alpha)}{\|\Pi_{F_{10}^\perp} \hat{F}_{10}\|_{L_2(\gamma_C)}} \right] \right).$$

4. If $|d_0| = 0$, then we have

$$e^{-\frac{\|F_{10}\|_{L_2(\gamma_C)}^2}{8}} \frac{\alpha}{2\pi} \leq \mathcal{R}. \quad (55)$$

Proof. Step 1: The problem is two dimensional We shall prove this equality:

$$\mathcal{R} = \frac{1}{2} \gamma_2 (Q_-^a - y^+) + \frac{1}{2} \gamma_2 (Q_-^b - y^-), \quad (56)$$

where Q_-^a , Q_-^b , y_+ and y_- will be defined below. Q_-^a and Q_-^b are two areas of \mathbb{R}^2 , y_+ and y_- are two vectors of \mathbb{R}^2 and all these quantities are illustrated Figure

5. In the following we shall use the notation $\tilde{e}_p = \Pi_{G_p^\perp} e_p$ for the orthogonal projection of e_p on the orthogonal to G_p in \mathbb{R}^p . We will suppose that $\|\tilde{e}_p\|_{\mathbb{R}^p} \neq 0$, since the part of the result concerning $\|\tilde{e}_p\|_{\mathbb{R}^p} = 0$ is straightforward. The calculation of \mathcal{R} is intrinsically a calculus in the two dimensional space M_p , spanned by G_p and \tilde{e}_p . In order to make this fact clear, note that for all $z_1 \in M_p$ $z_2 \in M_p^\perp$ we have:

$$V_{\langle \cdot, G_p + e_p \rangle_{\mathbb{R}^p} + d_0} \setminus V_{\langle \cdot, G_p \rangle_{\mathbb{R}^p}} + z_1 + z_2 = V_{\langle \cdot, G_p + e_p \rangle_{\mathbb{R}^p} + d_0} \setminus V_{\langle \cdot, G_p \rangle_{\mathbb{R}^p}} + z_1$$

and

$$V_{\langle \cdot, G_p \rangle_{\mathbb{R}^p}} \setminus V_{\langle \cdot, G_p + e_p \rangle_{\mathbb{R}^p} + d_0} + z_1 + z_2 = V_{\langle \cdot, G_p \rangle_{\mathbb{R}^p}} \setminus V_{\langle \cdot, G_p + e_p \rangle_{\mathbb{R}^p} + d_0} + z_1$$

(here M_p^\perp was the orthogonal of M_p in \mathbb{R}^p). By the tensorial property of γ_p and equation (47), we finally get

$$\mathcal{R} = \frac{1}{2}\gamma_2 \left(M_p \cap (V_{\langle \cdot, G_p + e_p \rangle_{\mathbb{R}^p} + d_0} \setminus V_{\langle \cdot, G_p \rangle_{\mathbb{R}^p}} - \frac{G_p}{2}) \right) \quad (57)$$

$$+ \frac{1}{2}\gamma_2 \left(M_p \cap (V_{\langle \cdot, G_p \rangle_{\mathbb{R}^p}} \setminus V_{\langle \cdot, G_p + e_p \rangle_{\mathbb{R}^p} + d_0} + \frac{G_p}{2}) \right). \quad (58)$$

Also, in the sequel we will identify M_p with \mathbb{R}^2 , D and \hat{D} will be the straight lines of M_p with equation $\langle \cdot, G_p \rangle_{\mathbb{R}^p} = 0$ and $\langle \cdot, G_p + e_p \rangle_{\mathbb{R}^p} + d_0 = 0$. It can easily be shown that these lines intersect in a_p given by

$$a_p = -d_0 \frac{\tilde{e}_p}{\|\tilde{e}_p\|_{\mathbb{R}^p}^2}. \quad (59)$$

Also,

$$V_{\langle \cdot, G_p \rangle_{\mathbb{R}^p}} = V_{\langle \cdot, -a_p, G_p \rangle_{\mathbb{R}^p}} \quad \text{et} \quad V_{\langle \cdot, G_p + e_p \rangle_{\mathbb{R}^p} + d_0} = V_{\langle \cdot, -a_p, G_p + e_p \rangle_{\mathbb{R}^p}},$$

and with the same calculus that was used to obtain (47), equation (57) becomes:

$$\mathcal{R} = \frac{1}{2}\gamma_2 \left(M_p \cap (V_{\langle \cdot, G_p + e_p \rangle_{\mathbb{R}^p}} \setminus V_{\langle \cdot, G_p \rangle_{\mathbb{R}^p}}) - \frac{G_p}{2} + a_p \right) \quad (60)$$

$$+ \frac{1}{2}\gamma_2 \left(M_p \cap (V_{\langle \cdot, G_p \rangle_{\mathbb{R}^p}} \setminus V_{\langle \cdot, G_p + e_p \rangle_{\mathbb{R}^p}}) + \frac{G_p}{2} + a_p \right). \quad (61)$$

Notice that for reasons of symmetry we can assume that $d_0 \geq 0$ without loss of generality. In the sequel, we shall use the notation

$$y^+ = \frac{G_p}{2} - a_p \quad \text{et} \quad y^- = -\frac{G_p}{2} - a_p, \quad (62)$$

the coordinates of y^+ in the orthonormal coordinate system obtained from the orthogonal coordinate system $(0, \tilde{e}_p, G_p)$ will be noted (y_h, y_v) and are equal $(\frac{d_0}{\|\tilde{e}_p\|_{\mathbb{R}^p}}, \frac{\|G_p\|_{\mathbb{R}^p}}{2})$. We shall also note

$$Q_-^a = M_p \cap (V_{\langle \cdot, G_p + e_p \rangle_{\mathbb{R}^p}} \setminus V_{\langle \cdot, G_p \rangle_{\mathbb{R}^p}}) \quad \text{et} \quad Q_-^b = M_p \cap (V_{\langle \cdot, G_p \rangle_{\mathbb{R}^p}} \setminus V_{\langle \cdot, G_p + e_p \rangle_{\mathbb{R}^p}}). \quad (63)$$

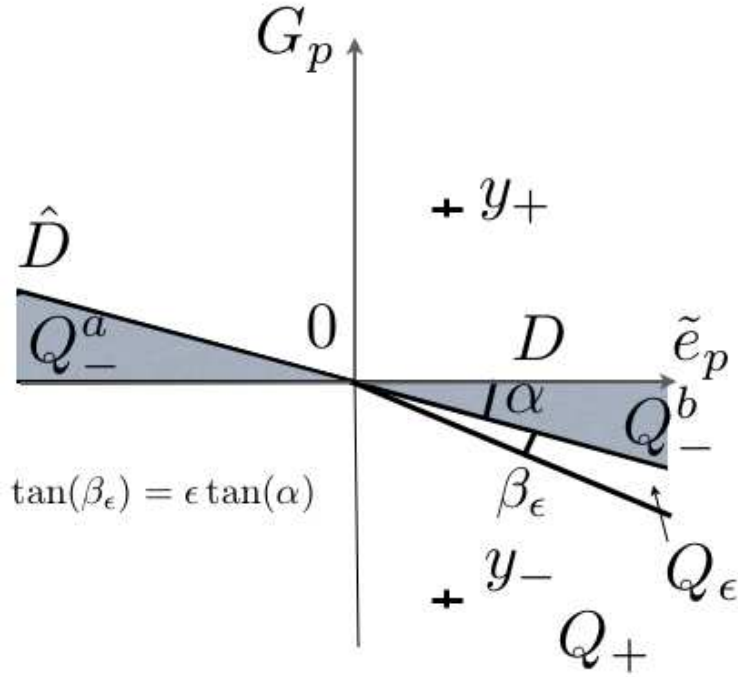


FIGURE 5. Figure giving the definition of Q_-^a , Q_-^b , Q_+ , and Q_ϵ for Lemma 7.1

We finally derive equation (56). From Figure 5, we notice that replacing α by $-\alpha$, \mathcal{R} does not change; that if $0 < \alpha \leq \pi/2$ then $\mathcal{R} \leq \frac{1}{2}$ and if $\pi \geq \alpha \geq \pi/2$ then $\mathcal{R}_p \geq 1/2$. Also, we will now suppose that $\alpha \in [0, \pi/2]$.

Step 2. The rest of the proof relies on the following lemma.

Lemma 7.1. *Let, Q_+ and Q_ϵ be defined by Figure 5 forming, with Q_-^a et Q_-^b , a partition of \mathbb{R}^2 . Let $u = \tan(\alpha)y_h$. We then have*

- If $y^- \in Q_-$, then

$$\frac{1}{2}\gamma_1([0; |y_v|]) + \frac{\alpha}{2\pi} + \gamma_1([0, \frac{y_v}{2}])\gamma_1\left(\left[0; \left|y_v/2 \frac{\cos(\alpha)}{\sin(\alpha)}\right|\right]\right) \leq \gamma_2(Q_-^b - y^-)$$

$$\gamma_2(Q_-^b - y^-) \leq \frac{\alpha}{2\pi} + \gamma_1([0; |u|(1 + \tan(\alpha))]), \quad (64)$$

- If $y^- \in Q_+$, then

$$e^{-\frac{y_v^2}{2}} \frac{1}{2} \left(\frac{1}{2}\gamma_1([0; |u|]) + \frac{\alpha}{2\pi} \right) \leq \gamma_2(Q_-^b - y^-)$$

$$\gamma_2(Q_-^b - y^-) \leq e^{-\frac{\epsilon^2 y_v^2 \cos^2(\alpha)}{2(1+\epsilon)^2}} \left(\gamma_1([0; ((1 + \tan(\alpha))|u|]) + \frac{\alpha}{2\pi}) \right), \quad (65)$$

- If $y^- \in Q_\epsilon$, then

$$e^{-\frac{(1+\epsilon)^2 |u|^2}{2}} \frac{1}{2} \left(\frac{1}{2} \gamma_1([0; |u|]) + \frac{\alpha}{2\pi} \right) \leq \gamma_2(Q_-^b - y^-)$$

$$\gamma_2(Q_-^b - y^-) \leq \left(\gamma_1([0; (1 + \tan(\alpha))|u|]) + \frac{\alpha}{2\pi} \right). \quad (66)$$

- We have concerning $\gamma_2(Q_-^a - y^+)$:

$$\gamma_2(Q_-^a - y^+) \leq \gamma_2(Q_-^b - y^-). \quad (67)$$

- Finally, if $y_h = 0$, we have

$$e^{-\frac{y_v^2}{2}} \frac{\alpha}{2\pi} \leq \gamma_2(Q_-^a - y^+) = \gamma_2(Q_-^b - y^-). \quad (68)$$

This Lemma will be proven in Subsection 7.3, let us see how it implies Theorem 7.1. Fix $\epsilon = 1$ for the rest of the proof (Other values of ϵ will help us in the proof of Theorem 2.2). Equation (67) of the lemma implies that

$$\frac{1}{2} \gamma_2(Q_-^b - y^-) \leq \mathcal{R} \leq \gamma_2(Q_-^b - y^-).$$

Recall that (y_h, y_v) has been defined following equation (62) as the coordinates of y^+ and that $u = \tan(\alpha)y_h$. A simple calculation leads to

$$u = |d_0| \frac{\tan(\alpha)}{\|\Pi_{F_{10}^\perp} \hat{F}_{10}\|_{L_2(\gamma_C)}} \text{ et } y_v^2 = \frac{\|F_{10}\|_{L_2(\gamma_C)}^2}{4}.$$

If $\frac{1}{2} |\langle G_p, \hat{G}_p \rangle_{\mathbb{R}^p}| < |d_0|$, we have in the preceding Lemma $y_- \in Q_-$ and:

$$\frac{1}{4} \gamma_1 \left(\left[0; \frac{\tan(\alpha) \|F_{10}\|_{L_2(\gamma_C)}}{2} \right] \right) + \frac{\alpha}{4\pi} \leq \mathcal{R}$$

$$\mathcal{R} \leq \frac{\alpha}{2\pi} + \gamma_1 \left(\left[0; (1 + \tan(\alpha)) \frac{|d_0| \tan(\alpha)}{\|\Pi_{F_{10}^\perp} \hat{F}_{10}\|_{L_2(\gamma_C)}} \right] \right).$$

The case where $|d_0| < \frac{1}{4} |\langle G_p, \hat{G}_p \rangle_{\mathbb{R}^p}|$ (which means that $2|u| < |y_v|$) is the case where $y_- \in Q_+$, and we then have:

$$e^{-\frac{\|F_{10}\|_{L_2(\gamma_C)}^2}{8}} \frac{1}{4} \left(\frac{\alpha}{2\pi} + \frac{1}{2} \gamma_1 \left(\left[0; \frac{|d_0| \tan(\alpha)}{\|\Pi_{F_{10}^\perp} \hat{F}_{10}\|_{L_2(\gamma_C)}} \right] \right) \right) \leq \mathcal{R},$$

and

$$\mathcal{R} \leq e^{-\frac{\|F_{10}\|_{L_2(\gamma_C)}^2 \cos(\alpha)^2}{32}} \left(\frac{\alpha}{2\pi} + \gamma_1 \left(\left[0; (1 + \tan(\alpha)) \frac{|d_0| \tan(\alpha)}{\|\Pi_{F_{10}^\perp} \hat{F}_{10}\|_{L_2(\gamma_C)}} \right] \right) \right).$$

If $\frac{1}{4}|\langle G_p, \hat{G}_p \rangle_{\mathbb{R}^p}| < |d_0| < \frac{1}{2}|\langle G_p, \hat{G}_p \rangle_{\mathbb{R}^p}|$, (which means that $2|u| > |y_v| > |u|$) we have in the preceding lemma $y_- \in Q_\epsilon$ ($\epsilon = 1$), and since in this case $|y_v| > |u| > |y_v|/2$, we get:

$$e^{-\frac{\|F_{10}\|_{L_2(\gamma_C)}^2}{2}} \frac{1}{4} \left(\frac{1}{2} \gamma_1 \left(\left[0; \frac{\|F_{10}\|_{L_2(\gamma_C)}}{4} \right] \right) + \frac{\alpha}{2\pi} \right) \leq \mathcal{R}$$

and

$$\mathcal{R} \leq \frac{\alpha}{2\pi} + \gamma_1 \left(\left[0; (1 + \tan(\alpha)) \frac{|d_0| \tan(\alpha)}{\|\Pi_{F_{10}^\perp} \hat{F}_{10}\|_{L_2(\gamma_C)}} \right] \right).$$

This ends the proof of Theorem 7.1. \square

7.2. Proof of Theorem 2.2

Theorem (2.2) is also a consequence of the preceding Lemma. We will use the preceding lemma while tuning the value of ϵ . We use without restating them the definitions given before the preceding lemma.

Let us assume that $\frac{2|d_0|}{|\langle F_{10}, \hat{F}_{10} \rangle_{L_2(\gamma_C)}}$ has an inferior limit $a < 1$. Then, there exists $\epsilon > 0$ such that y^+ and y^- (defined by (62)) belong to Q_+ (for $\|F_{10}\|_{L_2} \cos(\alpha)$ large enough), then equation (65) implies that

$$\mathcal{R} \leq e^{-\frac{\epsilon^2 \|F_{10}\|_{L_2}^2 \cos^2(\alpha)}{2(1+\epsilon)^2}} \left(1 + \frac{|\alpha|}{2\pi} \right),$$

and \mathcal{R} tends to 0 when $\|F_{10}\|_{L_2}^2 \cos^2(\alpha)$ tends to infinity.

If now $\frac{2|d_0|}{|\langle F_{10}, \hat{F}_{10} \rangle_{L_2(\gamma_C)}}$ tends to $a > 1$, then y^+ or y^- (given by (62)) belongs to Q_- (for $\|F_{10}\|_{L_2} \cos(\alpha)$ large enough). And since in this case equation (64) leads to

$$\begin{aligned} \mathcal{R} &\geq \frac{1}{4} \left(\frac{1}{2} \gamma_1([0; \|F_{10}\|_{L_2}/2]) \right. \\ &\quad \left. + \gamma_1 \left(\left[0; \frac{\|F_{10}\|_{L_2} \cos(\alpha)}{4 \sin(\alpha)} \right] \right) \right) \gamma_1([0; \|F_{10}\|_{L_2}/4]) + \frac{\alpha}{2\pi}, \end{aligned} \quad (69)$$

we obtain the desired result by letting $\|F_{10}\|_{L_2}$ tend to infinity. One has to observe that α depends on $\|F_{10}\|_{L_2}$ and that the limit values $\alpha = \pi/2$ and $\alpha = 0$ require the use of different terms in inequality (69). This ends the proof of Theorem 2.2.

7.3. Proof of Lemma 7.1

This proof is the central part of this section. It is mostly geometrical, and require only is the following four properties (given by Figure 6):

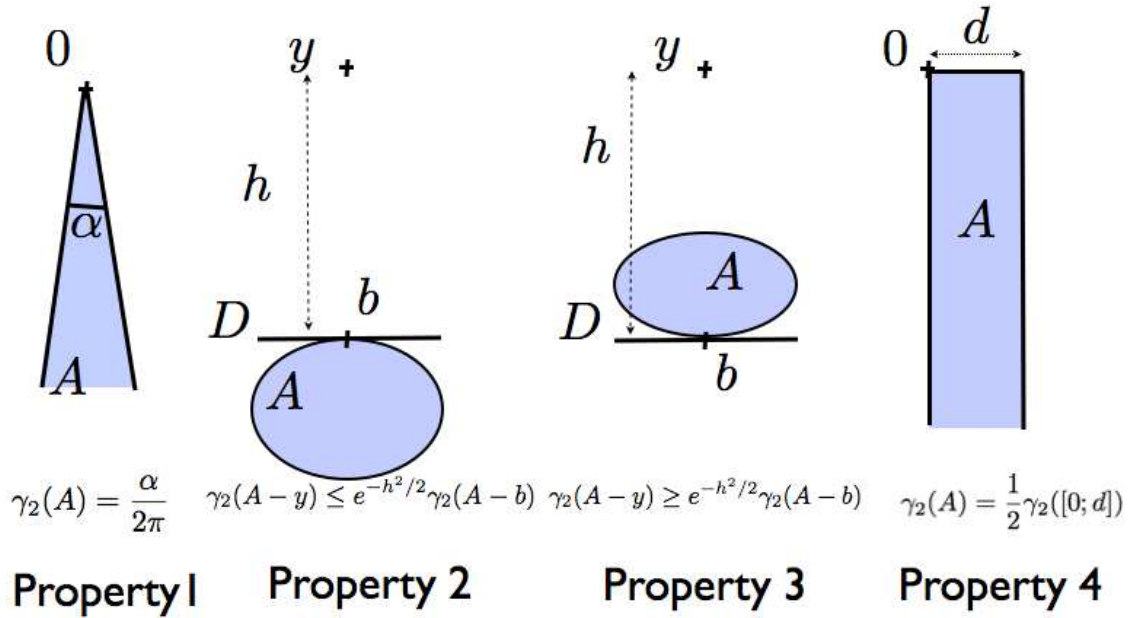


FIGURE 6. The four properties used in the proof

- Property 1. If $A \subset \mathbb{R}^2$ between the two half straight lines $(0, u)$ and $(0, v)$ such that $\text{Angle}(u, v) = \alpha$, then $\gamma_2(A) = \frac{\alpha}{2\pi}$. This result follows directly from rotational invariance of the gaussian measure. Such an area will be called an angular portion of size α and centre 0.
- Properties 2 and 3. Let $y \in \mathbb{R}^2$, D a straight line of \mathbb{R}^2 , b the orthogonal projection of y on D and h the distance from y to D . If $A \subset \mathbb{R}^2$ and A is included in the half plan delimited by D that does not contain y , then $\gamma_2(A - y) \leq e^{-h^2/2} \gamma_2(A - b)$. This is property 2. If $A \subset \mathbb{R}^p$ is included in the half plan delimited by D that contains y then $\gamma_2(A - y) \geq e^{-h^2/2} \gamma_2(A - b)$. This is property 3.
- Property 4. If $A = [0; d] \times [0; \infty[$ (see Figure 6) then $\gamma_2(A) = \frac{1}{2} \gamma_1([0; d])$. Such a rectangle will be called an infinite rectangle of origin 0 and height d .

We will note q and \hat{q} the orthogonal projections of y on D and \hat{D} . The properties 2 and 3 are well known but for the sake off completeness we recall their proof. It suffices to note that

$$\gamma_2(A - y) = \int_{x \in A} \frac{1}{2\pi} e^{-\frac{\|x-y\|_2^2}{2}} dx = e^{-\frac{h^2}{2}} \int_{x \in A} \frac{1}{2\pi} e^{-\frac{\|x-b\|_2^2}{2}} e^{\langle x-b, y-b \rangle_{\mathbb{R}^2}} dx,$$

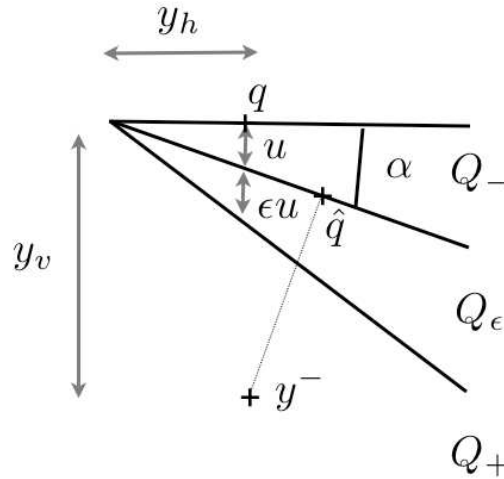


FIGURE 7. Figure to visualize de proof

and that $x \in A$ implies $\langle x - b, y - b \rangle_{\mathbb{R}^2} \leq 0$ for property 2 and $\langle x - b, y - b \rangle_{\mathbb{R}^2} \geq 0$ for property 3.

We are now going to distinguish between a number of cases and, in each of them, use the announced properties. First note that the inequality concerning y^+ is trivial. Figure 7 and 5 will be useful in the following.

Case $y^- \in Q_-^b$. In this case $|y_v| \leq |u|$. One can include in Q_-^b the disjoint union of an infinite rectangle of origin y^- , and height $|y_v|$; an angular portion of size α and centre y^- ; and a rectangle with vertex y^- height $|y_v|/2$ and length $|y_v/2 \frac{\cos(\alpha)}{\sin(\alpha)}|$. Using properties 4 and 1, we then get:

$$\frac{1}{2}\gamma_1([0; |y_v|]) + \frac{\alpha}{2\pi} + \gamma_1([0, \frac{y_v}{2}])\gamma_1\left(\left[0; \left|y_v/2 \frac{\cos(\alpha)}{\sin(\alpha)}\right|\right]\right) \leq \gamma_2(Q_-^b - y^-). \quad (70)$$

On the other hand, Q_-^b can be included in the disjoint union of an angular portion with centre y^- , of two infinite rectangles with height less than or equal to $|u| \tan(\alpha)$ and of two infinite rectangle of height lower or equal to $|u|$. Also, properties 1 and 4 imply:

$$\gamma_2(Q_-^b - y^-) \leq \frac{\alpha}{2\pi} + \gamma_1([0; |u|(1 + \tan(\alpha))]). \quad (71)$$

Case $y^- \in Q_+$. In this case $|y_v| > (1 + \epsilon)|u|$, y^- is at a distance $|y_v|$ from D and at a distance $(|y_v| - |u|) \cos(\alpha) \geq \frac{\epsilon}{1+\epsilon}|y_v| \cos(\alpha)$ from \hat{D} . Properties 2 and 3 imply:

$$e^{-\frac{y_v^2}{2}} \gamma_2(Q_-^b - q) \leq \gamma_2(Q_-^b - y^-) \leq e^{-\frac{\epsilon^2 y_v^2 \cos^2(\alpha)}{2(1+\epsilon)^2}} \gamma_2(Q_-^b - \hat{q}). \quad (72)$$

One can include in Q_-^b an angular portion of size α and with centre q or an infinite rectangle of origin y and height $|u|$. Also, properties 1 and 4 imply, with (72) and the fact that $\max(a, b) \geq \frac{a+b}{2}$ the equation:

$$\frac{1}{2} \left(\frac{1}{2} \gamma_1([0; |u|]) + \frac{\alpha}{2\pi} \right) \leq \gamma_2(Q_-^b - q).$$

The set Q_-^b can be included in the union of an angular portion of size α centred in \hat{q} and of two infinite rectangles of origin \hat{q} and height $|u|(1 + \tan(\alpha))$. Also, properties 1 and 4 together with (72) and $\max(a, b) \geq \frac{a+b}{2}$ imply the following equation:

$$e^{-\frac{y_v^2}{2}} \frac{1}{2} \left(\frac{1}{2} \gamma_1([0; |u|]) + \frac{\alpha}{2\pi} \right) \leq \gamma_2(Q_-^b - y^-), \quad (73)$$

$$\gamma_2(Q_-^b - y^-) \leq e^{-\frac{\epsilon^2 y_v^2 \cos^2(\alpha)}{2(1+\epsilon)^2}} \left(\gamma_1([0; |u|(1 + \tan(\alpha))]) + \frac{\alpha}{2\pi} \right).$$

Case $y^- \in Q_\epsilon$. In this case $(1 + \epsilon)|u| > |y_v| > |u|$, y^- is at a distance $|y_v| \leq (1 + \epsilon)|u|$ from D and at a distance $(|y_v| - |u|) \cos(\alpha) \geq 0$ from \hat{D} . Properties 2 and 3 imply

$$e^{-\frac{(1+\epsilon)^2 |u|^2}{2}} \gamma_2(Q_-^b - q) \leq \gamma_2(Q_-^b - y^-) \leq \gamma_2(Q_-^b - \hat{q}). \quad (74)$$

from which we deduce the following inequality in the same way as in the preceding paragraph:

$$e^{-\frac{(1+\epsilon)^2 |u|^2}{2}} \frac{1}{2} \left(\frac{1}{2} \gamma_1([0; |u|]) + \frac{\alpha}{2\pi} \right) \leq \gamma_2(Q_-^b - y^-), \quad (75)$$

$$\gamma_2(Q_-^b - y^-) \leq \left(\gamma_1([0; |u|(1 + \tan(\alpha))]) + \frac{\alpha}{2\pi} \right).$$

This ends the proof of the Lemma.

Remark 7.1 (On log-concave measures). *It is natural to ask which type of probability measure satisfies the four properties used. Concerning property 2, it is possible to consider measures that are not gaussian. Suppose that μ is a probability measure on \mathbb{R}^p with positive density, $ae^{-\phi}$ with respect to the Lebesgue measure, where ϕ is strictly convex in the sense that there exists $c > 0$ such that for all $x, y \in \mathbb{R}^p$*

$$\phi(x) + \phi(y) - 2\phi\left(\frac{x+y}{2}\right) \geq \frac{c}{2} \|x - y\|_{\mathbb{R}^p}^2, \quad (76)$$

$\phi(0) = 0 = \text{Arginf } \phi$, a is a positive constant and ϕ is radial: there exists a function ψ from \mathbb{R} to \mathbb{R} such that $\phi(x) = \psi(\|x\|)$. Let $y \in \mathbb{R}^p$, D be a hyperplane of \mathbb{R}^p , b the orthogonal projection of y on D , h the distance from y to D and $A \subset \mathbb{R}^p$ included in the half space delimited by D which does not contain y . One can show (see proposition 3.3.1 p126 in [15]) that

$$\mu(A - y) \leq e^{-c\frac{h^2}{2}} \mu(A - b).$$

7.4. Proof of Theorem 2.1

Proof. The second equation of the Theorem results directly from equation (51) in Theorem 7.1. To show the first equation of the Theorem, we will four cases. Case number 4 is the important one that relies on the use of Theorem 7.1. The other cases rely on verifying that the right member of the first equation of the Theorem is not too small.

1. Case where $\langle \hat{F}_{10}, F_{10} \rangle_{L_2(\gamma_C)} < 0$.

Let us note that because \mathcal{R} is a probability, we have $\mathcal{R} \leq 1$. In addition,

$$\mathcal{E} \geq \|F_{10} - \hat{F}_{10}\|_{L_2(\gamma_C)} \geq \|F_{10}\|_{L_2(\gamma_C)}.$$

which implies that $\mathcal{R}_p \leq \frac{\mathcal{E}}{\|F_{10}\|_{L_2(\gamma_C)}}$.

2. Case where $\langle \hat{F}_{10}, F_{10} \rangle_{L_2(\gamma_C)} > 0$ and $\|\hat{F}_{10}\|_{L_2(\gamma_C)} \leq \frac{1}{2}\|F_{10}\|_{L_2(\gamma_C)}$.

Recall that \mathcal{R} is upper bounded by $\frac{1}{2}$ when $\langle \hat{F}_{10}, F_{10} \rangle_{L_2(\gamma_C)} > 0$ (see Theorem 7.1, it is the case where α defined by (5) satisfies $-\pi/2 \leq \alpha \leq \pi/2$).

In addition, the inequality $\|\hat{F}_{10}\|_{L_2(\gamma_C)} \leq \frac{1}{2}\|F_{10}\|_{L_2(\gamma_C)}$ implies

$$\mathcal{E} \geq \frac{1}{2}\|F_{10}\|_{L_2(\gamma_C)},$$

and as a consequence $\mathcal{R}_p \leq \frac{1}{2}$ implies that $\mathcal{R}_p \leq \frac{\mathcal{E}}{\|F_{10}\|_{L_2(\gamma_C)}}$.

3. Case where $\langle \hat{F}_{10}, F_{10} \rangle_{L_2(\gamma_C)} > 0$, $\|\hat{F}_{10}\|_{L_2(\gamma_C)} \geq \frac{1}{2}\|F_{10}\|_{L_2(\gamma_C)}$ et $\frac{\pi}{2} > \alpha > \frac{\pi}{4}$ (recall that α has been defined by 5).

Since $\frac{\pi}{2} > \alpha > \frac{\pi}{4}$, we have $\cos(\alpha) \leq \frac{1}{2}$ and as a consequence and with the help of (5):

$$\langle \hat{F}_{10}, F_{10} \rangle_{L_2(\gamma_C)} \leq \frac{\sqrt{2}}{2} \|\hat{F}_{10}\|_{L_2(\gamma_C)} \|F_{10}\|_{L_2(\gamma_C)}.$$

Under this last constraint, we have

$$\min_{\hat{F}_{10}} \|F_{10} - \hat{F}_{10}\|_{L_2(\gamma_C)}^2 = \min_{\alpha} ((1 - \alpha)^2 + \alpha^2) \|F_{10}\|_{L_2(\gamma_C)}^2 = \|F_{10}\|_{L_2(\gamma_C)}^2,$$

which again implies $\mathcal{R}_p \leq \frac{\mathcal{E}}{\|F_{10}\|_{L_2(\gamma_C)}}$.

4. Case where $\langle \hat{F}_{10}, F_{10} \rangle_{L_2(\gamma_C)} > 0$, $\|\hat{F}_{10}\|_{L_2(\gamma_C)} \geq \frac{1}{2}\|F_{10}\|_{L_2(\gamma_C)}$ and $\alpha < \frac{\pi}{4}$.

Since $\alpha \in [0, \frac{\pi}{4}]$, the concavity of the sin function gives

$$\frac{\alpha}{\pi} \leq \frac{\sin(\alpha)}{2\sqrt{2}}.$$

In addition, the relation $\|\hat{F}_{10}\|_{L_2(\gamma_C)} \geq \frac{1}{2}\|F_{10}\|_{L_2(\gamma_C)}$ implies that

$$\sin(\alpha) = \frac{\|\Pi_{F_{10}^\perp} \hat{F}_{10}\|_{L_2(\gamma_C)}}{\|\hat{F}_{10}\|_{L_2(\gamma_C)}} \leq \frac{2\|F_{10} - \hat{F}_{10}\|_{L_2(\gamma_C)}}{\|F_{10}\|_{L_2(\gamma_C)}},$$

(the first inequality is a trigonometric formula). Finally, we obtain:

$$\frac{\alpha}{\pi} \leq \frac{\|F_{10} - \hat{F}_{10}\|_{L_2(\gamma_C)}}{\sqrt{2}\|F_{10}\|_{L_2(\gamma_C)}}. \quad (77)$$

Recall that $d_0 = \langle \hat{F}_{10}, \hat{s}_{10} - s_{10} \rangle_{\mathbb{R}^p}$. The equality defining α (5) and the fact that $\cos(\alpha) \geq \frac{\sqrt{2}}{2}$ now imply:

$$\begin{aligned} \frac{|d_0| \tan(\alpha)}{\|\Pi_{F_{10}^\perp} \hat{F}_{10}\|_{L_2(\gamma_C)}} &\leq \sqrt{2}|d_0| \frac{\sin(\alpha)}{\|\Pi_{F_{10}^\perp} \hat{F}_{10}\|_{L_2(\gamma_C)}} \quad (\text{since } \cos(\alpha) \geq \frac{\sqrt{2}}{2}) \\ &= \frac{\sqrt{2}|d_0|}{\|\hat{F}_{10}\|_{L_2(\gamma_C)}} \quad (\text{from a trigonometric formula}). \end{aligned}$$

Also, noticing that $\gamma_1([0; u]) \leq \frac{u}{\sqrt{2\pi}}$, and that $\tan(\alpha) \leq 1$, we get:

$$\begin{aligned} \gamma_1 \left(\left[0; (1 + \tan(\alpha)) \frac{|d_0| \tan(\alpha)}{\|\Pi_{F_{10}^\perp} \hat{F}_{10}\|_{L_2(\gamma_C)}} \right] \right) &\leq \gamma_1 \left(\left[0; \frac{2\sqrt{2}|d_0|}{\|\hat{F}_{10}\|_{L_2(\gamma_C)}} \right] \right) \quad (78) \\ &\leq \frac{2|d_0|}{\sqrt{\pi}\|\hat{F}_{10}\|_{L_2(\gamma_C)}}. \end{aligned}$$

In the cases 1, 2 and 3 of Theorem 7.1, because $\tan(\alpha) \leq 1$ ($\alpha \leq \frac{\pi}{4}$), the equations (77), (78), (51),(54) imply:

$$\mathcal{R} \leq \frac{\mathcal{E}}{\|F_{10}\|_{L_2(\gamma_C)}}.$$

This ends the proof of Theorem 2.1. □

8. A general scheme to solve Problem 1

8.1. Introduction and main result

Presentation of the main ideas. In this section, we will prove results concerning the QDA procedure. Recall that the learning error \mathcal{R} (The probability to misclassify data with a given rule when the optimal rule gives a correct classification) satisfies:

$$\mathcal{R} \leq \frac{1}{2} \left(P_1(X \in V_{\hat{\mathcal{L}}_{10}^Q} \Delta V_{\mathcal{L}_{10}^Q}) + P_0(X \in V_{\hat{\mathcal{L}}_{10}^Q} \Delta V_{\mathcal{L}_{10}^Q}) \right) \quad (79)$$

(If $f : \mathcal{X} \rightarrow \mathbb{R}$, V_f is defined by (45) at the beginning of the preceding section). Indeed, the event $X \in V_{\hat{\mathcal{L}}_{10}^Q} \Delta V_{\mathcal{L}_{10}^Q}$ corresponds to the case where decisions (good or erroneous) taken by the optimal rule and the plug-in rule are different.

Remark 8.1. *In the case of procedure LDA, we had*

$$\mathcal{R} = \frac{1}{2} \left(\gamma_{C,s_{10}} \left(X \in \hat{V} \setminus V - \frac{m_{10}}{2} \right) + \gamma_{C,s_{10}} \left(X \in V \setminus \hat{V} + \frac{m_{10}}{2} \right) \right).$$

From this equation, one can easily deduce that

$$2\mathcal{R} = \frac{1}{2} \left(\gamma_{C,s_{10}} \left(X \in \hat{V} \Delta V - \frac{m_{10}}{2} \right) + \gamma_{C,s_{10}} \left(X \in V \Delta \hat{V} + \frac{m_{10}}{2} \right) \right),$$

and as a consequence:

$$2\mathcal{R} = \frac{1}{2} \left(P_1(X \in V_{\hat{\mathcal{L}}_{10}^A} \Delta V_{\mathcal{L}_{10}^A}) + P_0(X \in V_{\hat{\mathcal{L}}_{10}^A} \Delta V_{\mathcal{L}_{10}^A}) \right). \quad (80)$$

It is less obvious that this type of relation is true in the "quadratic case. It's seems less obvious.

In subsection 8.2 we will present a technique to put an upper bound on the probabilities like $P(V_f \Delta V_{f+\delta})$. In this type of quantity, we shall call perturbation function the measurable function δ (which can be thought as a small function) and optimal frontier function the measurable function f from \mathcal{X} to \mathbb{R} . In the case of the QDA, the results obtained are consequences of Theorem 8.1 given in the next paragraph, with frontier function $f = \mathcal{L}_{10}^Q$ and perturbation function $\delta = \hat{\mathcal{L}}_{10}^Q - \mathcal{L}_{10}^Q$.

A general result concerning quadratic perturbation of a quadratic rule. In the sequel we need to introduce some quantities related to gaussian measure in separable Banach spaces, and \mathcal{X} is a separable Banach Space. We refer to [8] and its section on measurable polynomials for a rigorous treatment of the subject. The Hilbert Space of measurable affine function from \mathcal{X} to \mathbb{R} with finite $L_2(\gamma_{C,m})$ norm and null integral with respect to $\gamma_{C,m}$ will be denoted by $\mathcal{X}_{\gamma_{C,m}}^*$. The Hilbert space of measurable quadratic form in $L_2(\gamma_{C,m})$ with null integral with respect to $\gamma_{C,m}$ will be denoted $E_2(\gamma_{C,m})$. The space of measurable quadratic forms in $L_2(\gamma_{C,m})$ will be denoted by $\mathcal{X}_{2\gamma}^*$ and we have the classical gaussian chaos decomposition in $L_2(\gamma_{C,m})$:

$$\mathcal{X}_{2\gamma}^* = \{Cte\} \oplus \mathcal{X}_{\gamma_{C,m}}^* \oplus E_2(\gamma_{C,m}).$$

In infinite dimension $H(\gamma_{C,m})$ is the reproducing kernel Hilbert space associated to $\gamma_{C,m}$, in finite dimension ($\mathcal{X} = \mathbb{R}^p$), we have (if C is of full rank) $H(\gamma_{C,m}) = \mathbb{R}^p$. Recall that to each Hilbert-Schmidt operator A on $H(\gamma_{C,m})$, one can associate the measurable element of $E_2(\gamma_{C,m})$ and that each element of $E_2(\gamma_{C,m})$ is associated to a unique Hilbert-Schmidt operator on $H(\gamma_{C,m})$. In

finite dimension, if C is of full rank:

$$\begin{aligned} q_A^{\gamma_{C,m}}(x) &= q_{C^{-1/2}AC^{-1/2}}(x-m) - \int_{\mathcal{X}} q_{C^{-1/2}AC^{-1/2}}(x-m)\gamma_{C,m}(dx) \\ &\quad (\text{recall that } q_A(x) = \langle Ax, x \rangle_{\mathbb{R}^p}) \\ &= \langle AC^{-1/2}(x-m), C^{-1/2}(x-m) \rangle_{\mathbb{R}^p} - \sum_{i=1}^p \lambda_i, \end{aligned}$$

where $(\lambda_i)_{i=1,\dots,p}$ is the vector of the eigenvalues of A .

Theorem 8.1. *Let \mathcal{X} be a separable Banach space, $\gamma_{C,m}$ be a gaussian measure on \mathcal{X} with mean m and covariance C . Let A and D be 2 symmetric Hilbert-Schmidt operators on $H(\gamma_{C,m})$, $F, d \in \mathcal{X}_{\gamma_{C,m}}^*$, and $c, d_0 \in \mathbb{R}$. Let*

$$f(x) = c + F(x) + q_A^{\gamma_{C,m}}(x) \quad \text{and} \quad \delta(x) = d_0 + d(x) + q_D^{\gamma_{C,m}}(x)$$

be the function defining V_f and $V_{f+\delta}$ (If $g : \mathcal{X} \rightarrow \mathbb{R}$, V_g is defined by equation (45)). Finally, let $r, R \in \mathbb{R}$ be such that $R > r > 0$.

1. Assume that $r \leq \|f\|_{L_2(\gamma_{C,m})}$. Then, for all $q \in]0, 1[$, there exists $c_1(r, q) > 0$ (that only depends on r and R) such that

$$\gamma_{C,m}(V_f \Delta V_{f+\delta}) \leq c_1(r, q) \|\delta\|_{L_2(\gamma_{C,m})}^{q/3}. \quad (81)$$

2. If $\|\mathbb{E}_{L_2(\gamma_{C,m})}[f]\| > r$ and $\|f\|_{L_2(\gamma_{C,m})} > r$, then, for all $q \in]0, 1[$, there exists $c_2(r, q) > 0$ (that only depends on r and R) such that

$$\gamma_{C,m}(V_f \Delta V_{f+\delta}) \leq c_2(r, q) \|\delta\|_{L_2(\gamma_{C,m})}^{2q/7}. \quad (82)$$

The two following subsections are devoted to the proof of this theorem. Subsection 8.2 presents a general methodology to obtain this type of result, and in Section 8.4, we apply this methodology to obtain Theorem 8.1.

8.2. Decomposition of the domain

We will give an upper bound to the probability that $X \in V_f \Delta V_{f+\delta}$. In the cases we have in mind, this set is essentially composed of elements for which δ takes large values or f is near zero. Also, we shall bound the measure of areas on which

1. the perturbation is large (with large deviation inequality),
2. $|f|$ is small (with an inequality such as $P(|f(X)| \leq \epsilon) \leq g(\epsilon)$).

Lemma 8.1 that follows is based on the two following assumptions.

1. Assumption A_1 . It exists $c_0, c_1 > 0$, $h_\delta : \mathbb{R}^+ \rightarrow \mathbb{R}^+$ non decreasing such that $h_\delta(0) = 0$, $\lim_{s \rightarrow \infty} h_\delta(s) = \infty$ and

$$\forall s > 0, \quad P(|\delta(X) - \mathbb{E}[\delta(X)]| \geq c_0 h_\delta(s)) \leq c_1 e^{-\frac{s^2}{2}}. \quad (83)$$

2. Assumption A₂. It exists $\beta > 0$ and $c_2 > 0$ such that

$$\forall \epsilon > 0, P(|f(X)| \leq \epsilon) \leq c_2 \epsilon^\beta. \quad (84)$$

Remark 8.2. The function h_δ of Assumption A₁ will help us in measuring the effect of a perturbation δ .

Lemma 8.1. Under Assumption A₁ (83) and A₂ (84), for all $q \in]0; 1[$ we have:

$$P(X \in V_f \Delta V_{f+\delta}) \leq c_1^{1-q} c_2 |\mathbb{E}_P[\delta(X)]|^{q\beta} + \sqrt{\frac{2\pi}{1-q}} \frac{c_2 c_1^{1-q}}{2} \mathbb{E} \left[\left(c_0 h_\delta \left(\frac{|\xi|}{\sqrt{1-q}} + 1 \right) + |\mathbb{E}_P[\delta(X)]| \right)^{q\beta} \right],$$

where ξ is a centred real gaussian random variable with variance 1.

Proof. Recall that $V_f = \{x : f(x) \geq 0\}$.

$$\begin{aligned} P(X \in V_f \Delta V_{f+\delta}) &= \\ P(-(\delta(X) - \mathbb{E}[\delta(X)]) - \mathbb{E}[\delta(X)] \leq f(X) \leq 0 \\ \text{or } 0 \leq f(X) \leq (\delta(X) - \mathbb{E}[\delta(X)]) + \mathbb{E}[\delta(X)], \end{aligned}$$

also,

$$P(X \in V_f \Delta V_{f+\delta}) \leq P(U),$$

where $U = \{|f(X)| \leq |\delta(X) - \mathbb{E}[\delta(X)]| + |\mathbb{E}[\delta(X)]|\}$.

Define $B_j = \{c_0 h_\delta(j) \leq |\delta(X) - \mathbb{E}[\delta(X)]| < c_0 h_\delta(j+1)\}$ for $j \in \mathbb{N}$. This family of events permits us to recover all possible events.

We observe that

$$P(U) = \sum_{j \geq 0} P(U \cap B_j),$$

and then using the Holder inequality, ($p + q = 1$) we get:

$$P(U) \leq \sum_{j \geq 0} P(U \cap B_j)^q P(B_j)^p.$$

It follows that

$$\begin{aligned} &P(X \in V_f \Delta V_{f+\delta}) \\ &\leq \sum_j P(|f(X)| \leq |\mathbb{E}[\delta(X)]| + c_0 h_\delta(j+1))^q P(|\delta(X) - \mathbb{E}[\delta(X)]| \geq c_0 h_\delta(j))^{1-q} \\ &\leq c_2 c_1^{1-q} \sum_{j \geq 0} (|\mathbb{E}[\delta(X)]| + c_0 h_\delta(j+1))^{q\beta} e^{-\frac{(1-q)j^2}{2}}, \\ &(\text{ from assumption A1 and A2 }) \end{aligned}$$

$$\begin{aligned} &\leq c_2 c_1^{1-q} (|\mathbb{E}[\delta(X)]|)^{q\beta_0} \\ &+ \sqrt{\frac{2\pi}{1-q}} \int_0^\infty (h_\delta(x+1) + |\mathbb{E}[\delta(X)]|)^{q\beta} \sqrt{\frac{1-q}{2\pi}} e^{-\frac{(1-q)x^2}{2}} dx \end{aligned}$$

which implies the desired result. \square

Lemma 8.2. *Let $\delta_1, \dots, \delta_k$ be k perturbations satisfying assumption A_1 defined by equation (83) with the error functions $h_{\delta_1}, \dots, h_{\delta_k}$. Then, if $h_\delta = \sum_{i=1}^k h_{\delta_i}$, there exists $c_0(k), c_1(k) > 0$ such that*

$$\forall s > 0 \quad P(|\delta - \mathbb{E}(\delta)| \geq c_0 h_\delta(s)) \leq c_1 e^{-\frac{s^2}{2}}. \quad (85)$$

Proof. Recall that for all i , $h_{\delta_i} \geq 0$. Let us fix $s > 0$. The proof relies on the pigeonhole principle. Indeed, if $\sum_{i=1}^k |\delta_i - \mathbb{E}[\delta_i]| \geq k \sum_{i=1}^k c_{0i} h_{\delta_i}(s)$ then there exists $i_0 \in \{1, \dots, k\}$ such that $|\delta_{i_0} - \mathbb{E}[\delta_{i_0}]| \geq \sum_{i=1}^k c_{0i} h_{\delta_i}(s)$. If we fix $c_0 = k \max c_{0i}$, we then have

$$\begin{aligned} P\left(\left|\sum_{i=1}^k \delta_i - \mathbb{E}[\delta_i]\right| \geq c_0 \sum_{i=1}^k h_{\delta_i}(s)\right) &\leq P\left(\sum_{i=1}^k |\delta_i - \mathbb{E}[\delta_i]| \geq k \sum_{i=1}^k c_{0i} h_{\delta_i}(s)\right) \\ &\quad (\text{from the triangle inequality and the fact that}) \\ &\quad c_0 \sum_{i=1}^k h_{\delta_i}(s) \geq k \sum_{i=1}^k c_{0i} h_{\delta_i}(s)) \\ &\leq P\left(\exists i_0 \in \{1, \dots, k\} : |\delta_{i_0} - \mathbb{E}[\delta_{i_0}]| \geq \sum_{i=1}^k c_{0i} h_{\delta_i}(s)\right) \\ &\quad (\text{pigeon hole principle}) \\ &\leq \sum_{i=1}^k P(|\delta_i - \mathbb{E}[\delta_i]| \geq c_{0i} h_{\delta_i}(s)) \\ &\quad (\text{subadditivity of probability}) \\ &\leq \sum_{i=1}^k c_{1i} e^{-\frac{s^2}{2}} \\ &\quad (h_{\delta_i} \text{ satisfies assumption } A_1), \end{aligned}$$

which ends the proof. \square

The results that allow us to verify assumption A2 are presented in Section 8.5. We now recall some standard large deviation results that allow us to verify assumption A1.

8.3. Large deviation

In the case where δ is linear or Lipschits, the following classical result (see for example [8] (p174)) allows us to check assumption A_1 .

Theorem 8.2. *Let $\gamma = \gamma_C$ be a gaussian measure of covariance C on \mathcal{X} a separable Banach Space, $H = H(\gamma)$ be the associated reproducing kernel Hilbert Space, $\delta : \mathcal{X} \rightarrow \mathbb{R}$ a function such that there exists $N(\delta) > 0$ with*

$$|\delta(x+h) - \delta(x)| \leq N(\delta)|h|_{H(\gamma)} \quad \forall h \in H(\gamma) \quad \gamma - ps. \quad (86)$$

Then

$$\forall s > 0 \quad \gamma \left(x \in \mathcal{X} : |\delta(x) - \int \delta(x)d\gamma| > s \right) \leq 2e^{-\frac{s^2}{2N(\delta)^2}} \quad (87)$$

In the case where δ is quadratic, the following result from Massart and Laurent [19] (Lemma 1 p1325) will help us to check assumption A_1 .

Theorem 8.3. *If $D = \text{Diag}(d_1, \dots, d_p)$ and $q_D(x) = \langle Dx, x \rangle_{\mathbb{R}^p}$, then*

$$\gamma_p \left(x \in \mathbb{R}^p : q_D(x) - \int_{\mathbb{R}^p} q_D(x)\gamma_p(dx) \geq \frac{s}{2}\|q_D\|_{L_2(\gamma_p)} + \sup_i |d_i|s^2 \right) \leq e^{-\frac{s^2}{2}} \quad (88)$$

$$\gamma_p \left(x \in \mathbb{R}^p : q_D(x) - \int_{\mathbb{R}^p} q_D(x)\gamma_p(dx) \leq -\frac{s}{2}\|q_D\|_{L_2(\gamma_p)} \right) \leq e^{-\frac{s^2}{2}} \quad (89)$$

As a consequence, assumption A_1 is satisfied with $h_\delta(s) = \frac{s}{2}\|q_D\|_{L_2(\gamma_p)} + s^2 \sup_i |d_i| \leq \|q_D\|_{L_2(\gamma_p)}(\frac{s}{2} + s^2)$.

The use we will make of these results is entirely contained in the following corollary.

Corollary 8.1. *Let \mathcal{X} be a separable Banach space, γ a gaussian measure on \mathcal{X} and $\delta \in E_2(\gamma)$. Then δ satisfies assumption A_1 with $h_\delta(s) = \|\delta - \mathbb{E}_\gamma[\delta]\|_{L_2(\gamma)}(s + s^2)$.*

Proof. It suffices to check the result for $\mathcal{X} = \mathbb{R}^p$ and to use a standard approximation argument. Recall that in $L_2(\gamma)$, we have $\mathcal{X}_{2,\gamma}^* = \{cte\} \oplus \mathcal{X}_\gamma^* \oplus E_2(\gamma)$. Also, there exists a unique triplet $\delta_0 = \mathbb{E}_\gamma[\delta] \in \{cte\}$, $\delta_1 \in \mathcal{X}_\gamma^*$ and $\delta_2 \in E_2(\gamma)$ such that $\delta = \delta_0 + \delta_1 + \delta_2$. From the preceding corollary, assumption A_1 is satisfied for perturbation δ_2 , measure $P = \gamma$ and $h_{\delta_2}(s) = \|\delta_2\|_{L_2(\gamma)}(s + s^2)$. Because $\delta_1 \in \mathcal{X}_\gamma^*$, δ_1 is affine. Also, by Theorem 8.2, the assumption A_1 is satisfied for perturbation δ_1 with $h_{\delta_1}(s) = s\|\delta_1\|_{L_2(\gamma)}$. We can then conclude using Lemma 8.2 and the fact that

$$\begin{aligned} \|\delta_2\|_{L_2(\gamma)}(s + s^2) + s\|\delta_1\|_{L_2(\gamma)} &\leq (\|\delta_1\|_{L_2(\gamma)} + \|\delta_2\|_{L_2(\gamma)})(s + s^2) \\ &\leq \sqrt{2}(s + s^2)\|\delta - \delta_0\|_{L_2(\gamma)}. \end{aligned}$$

□

We now have all elements to demonstrate Theorem 8.1.

8.4. Proof of Theorem 8.1

As announced, we shall apply Theorem 8.1. From Theorem 8.4 Assumption A_2 is satisfied with $\beta = 1/3$ in the case 1 of our Theorem and for $\beta = 2/7$ in the

case 2 of our Theorem. In both cases the constant c_2 depends on r only. In both cases, from the preceding corollary, assumption A_2 is satisfied with the function $h_\delta(s) = (s + s^2)\|\delta - \delta_0\|_{L_2(\gamma)}$. Also, if we apply Lemma 8.1, for all $q \in]0, 1[$, there exists a constant $C(r, q) > 0$ such that

$$\gamma(V_f \Delta V_{f+\delta}) \leq C(r, q) (|\mathbb{E}_\gamma(\delta)| + \|\delta - \mathbb{E}[\delta]\|_{L_2(\gamma)})^{q\beta},$$

and a constant $C'(r, q) > 0$ such that

$$\gamma(V_f \Delta V_{f+\delta}) \leq C'(r, q) \|\delta\|_{L_2(\gamma)}^{q\beta},$$

This ends the proof of the Theorem.

8.5. Small crown probability

In this subsection \mathcal{X}_2^* is the set of real random variables that can be written $c + \sum_{i \geq 1} \beta_i (\xi_i^2 - 1) + \alpha_i \xi_i$ with $c \in \mathbb{R}$, $\beta = (\beta_i)_i \in l_2(\mathbb{N})$, $\alpha = (\alpha_i)_i \in l^2(\mathbb{N})$ $(\xi_i)_{i \in \mathbb{N}}$ is a sequence of independent identically distributed gaussian random variables with mean 0 and variance 1. Let $q \in \mathcal{X}_2^*$ given by

$$q = c + \sum_{i \geq 0} \alpha_i \xi_i + \sum_i \beta_i (\xi_i^2 - 1).$$

we will note

$$n_1(q) = \max_i |\alpha_i| \quad n_2(q) = \max_i |\beta_i|, \quad \sigma(q) = \left(\sum_{i \geq 0} 2\beta_i^2 + \alpha_i^2 \right)^{1/2}. \quad (90)$$

Theorem 8.4. 1. There exists $C(c_0) > 0$ such that

$$\sup \{P(|q| \leq \epsilon) : q \in \mathcal{X}_2^* : |\mathbb{E}[q]| \geq c_0\} \leq C(c_0)\epsilon^{2/7}.$$

2. There exists $C'(c_0) > 0$ such that

$$\sup \{P(|q| \leq \epsilon) : q \in \mathcal{X}_2^* : E[q^2] \geq c_0\} \leq C'(c_0)\epsilon^{1/3}.$$

3. Let $q \in \mathcal{X}_2^*$, for all $\epsilon \geq 0$,

$$P(|q| \leq \epsilon) \leq \sqrt{\frac{1}{\pi} \frac{\epsilon}{n_2(q)}}.$$

Remark 8.3. This result may seem surprising, and we did not show it is optimal. If $n_2(q) = \max_i |\beta_i| > c_0$, the bound of point 3 is optimal in the sense that if $\beta = (1, 0, \dots)$, $c = 1$ and $\alpha = 0$ we get $P(|q| \leq \epsilon) = P(|\xi^2| \leq \epsilon) \sim C\epsilon^{1/2}$ (for a constant C which can be calculated explicitly). In addition, when $\|\beta\|_{l^2} \rightarrow 0$ the behaviour of $P(|q| \leq \epsilon)$ tends to be the same as $P(|\|\alpha\|_{l^2} \mathcal{N}(0, 1) - c| \leq \epsilon) \sim C'(c_0)\epsilon$. Also, it may be conjectured that points 1 and 2 of the Theorem can be improved (in order to obtain an exponent 1/2 instead of 2/7 and 1/3) but we believe this is unlikely. The difficult cases to study (and point 3 of the following proof demonstrate this) are those with $\|\beta\|_\infty \rightarrow 0$ but $\|\beta\|_{l^2}$ does not tend to zero.

Proof. We shall proceed in four steps.

Step 1. We claim that if $|\mathbb{E}[q]| > \epsilon$ then

$$P(|q| \leq \epsilon) \leq \frac{\sigma^2(q)}{(|\mathbb{E}[q]| - \epsilon)^2}. \quad (91)$$

Notice that $|q - \mathbb{E}[q]| \geq ||q| - |\mathbb{E}[q]||$ and if $|q| < \epsilon < |\mathbb{E}[q]|$ then $||q| - |\mathbb{E}[q]|| = |\mathbb{E}[q]| - |q|$ and

$$|q| \geq |\mathbb{E}[q]| - |q - \mathbb{E}[q]|.$$

Also

$$P(|q| \leq \epsilon) \leq P(|\mathbb{E}[q]| - |q - \mathbb{E}[q]| \leq \epsilon) = P(1 \leq \frac{|q - \mathbb{E}[q]|}{|\mathbb{E}[q]| - \epsilon})$$

which implies (91) by the Markov inequality.

Step 2. We will assume without loss of generality that for all $i \in \mathbb{N}$ $\alpha_i \geq 0$. This is what we will do. In the following, $\alpha_{j_0} = \max_i \alpha_i$, $j_0 \in \arg \max |\beta_j|$ and $\text{sign}(x)$ is the function that returns the sign of the real x . We claim that

$$P(|q| \leq \epsilon) \leq \sqrt{\frac{1}{\pi} \frac{\epsilon}{n_2(q)}}. \quad (92)$$

Let

$$Z = \sum_{i \neq j_0} \alpha_i \xi_i + \beta_{j_0} (\xi_{j_0}^2 - 1).$$

To obtain the desired inequality, note that for all $\alpha_{j_0} \geq 0$, $\beta_{j_0} \neq 0$

$$\begin{aligned} P(|Z + \alpha_{j_0} \xi + \beta_{j_0} (\xi^2 - 1)| \leq \epsilon) &= P(|\text{sign}(\beta_{j_0})Z + \alpha_{j_0} \xi + |\beta_{j_0}|(\xi^2 - 1)| \leq \epsilon) \\ &= P\left(\left|\frac{\text{sign}(\beta_{j_0})Z}{|\beta_{j_0}|} + \left(\xi + \frac{\alpha_{j_0}}{2|\beta_{j_0}|}\right)^2 - 1 - \frac{\alpha_{j_0}^2}{4\beta_{j_0}^2}\right| \leq \frac{\epsilon}{|\beta_{j_0}|}\right) \\ &= P\left(\xi \in \left[f_{\alpha_{j_0}, \beta_{j_0}}(-\epsilon) - \frac{\alpha_{j_0}}{2|\beta_{j_0}|}; f_{\alpha_{j_0}, \beta_{j_0}}(\epsilon) - \frac{\alpha_{j_0}}{2|\beta_{j_0}|}\right]\right). \end{aligned}$$

where

$$f_{\alpha, \beta}(\epsilon) = \sqrt{\left(1 + \frac{\alpha^2}{4\beta^2} - \frac{\text{sign}(\beta)Z - \epsilon}{|\beta|}\right)_+},$$

and $(x)_+ = x \mathbb{1}_{x \geq 0}$. The inequality (92) results from the choice $\alpha = \alpha_{j_0}$ and $\beta = \beta_{j_0}$

and from the fact that if $u \in \mathbb{R}$, $\sqrt{\left(u + \frac{\epsilon}{|\beta_{j_0}|}\right)_+} - \sqrt{\left(u - \frac{\epsilon}{|\beta_{j_0}|}\right)_+} \leq \sqrt{\frac{2\epsilon}{n_2(q)}}$.

Step 3 We claim that

$$P(|q| \leq \epsilon) \leq 208 \frac{n_2(q)}{\sigma(q)} + \frac{2\epsilon}{\sigma(q)} e^{-\frac{(|\mathbb{E}[q]| - \epsilon)^2}{\sigma^2(q)}}. \quad (93)$$

We prove the following lemma (which is a central limit theorem) at the end of the proof.

Lemma 8.3. *Let $X_i = \beta_i(\xi_i^2 - 1) + \alpha_i\xi_i$, ξ be a gaussian centered random variable with variance 1 and $\sigma(q)$ given by (90). We obtain:*

$$\sup_{\epsilon \geq 0} \left| P \left(|\mathbb{E}_\gamma[q] + \sum_{i \geq 0} X_i| \leq \epsilon \right) - P \left(\left| \xi + \frac{\mathbb{E}_\gamma[q]}{\sigma(q)} \right| \leq \frac{\epsilon}{\sigma(q)} \right) \right| \leq 104 \frac{\max(|\beta_i|)}{\sigma(q)}.$$

Also, because $|\mathbb{E}[q]| > \epsilon$

$$P \left(\left| \xi + \frac{\mathbb{E}[q]}{\sigma(q)} \right| \leq \frac{\epsilon}{\sigma(q)} \right) \leq \frac{2\epsilon}{\sigma(q)} e^{-\frac{(|\mathbb{E}[q]| - \epsilon)^2}{\sigma^2(q)}},$$

we have inequality (93).

Step 4. As announced we will distinguish several disjoint cases to demonstrate points 1 and 2 of the theorem. We begin with point 1.

1. In the case where $\sigma(q) < \epsilon^{1/7}$, it is the inequality from step 1 (91) that leads to the desired conclusion.
2. In the case where $n_2(q) \geq \epsilon^{3/7}$, it is the inequality from step 2 (92) that leads to the desired conclusion.
3. In the case where $n_2(q) < \epsilon^{3/7}$ and $\sigma(q) > \epsilon^{1/7}$, it is the inequality from step 3 (93) that leads to the desired conclusion.

We conclude with point 2.

1. In the case where $n_2(q) \geq \epsilon^{1/3}$, it is the inequality from step 2 (92) that leads to the desired conclusion.
2. In the case where $n_2(q) < \epsilon^{1/3}$ it is the inequality from step 3 (93) that leads to the desired conclusion.

□

We now give the proof of theorem 8.3.

Proof. This proof is decomposed into two steps. In the first step, we calculate

$$\forall \alpha, \beta \in \mathbb{R}, \quad \phi_{\alpha, \beta}(t) = \mathbb{E} \left[e^{it(\xi\alpha + \beta(\xi^2 - 1))} \right], \quad (94)$$

and in the second one we deduce that for all $|t| < \frac{\sigma}{6 \max_j |\beta_j|} = a$

$$\left| \prod_{j \geq 0} \phi_{\alpha_j, \beta_j}(t/\sigma) - e^{-t^2/2} \right| \leq \frac{4 \max_j |\beta_j|}{\sigma} \frac{|t|^3}{2} e^{-t^2/6}, \quad (95)$$

which implies the desired result from the Essen inequality (see for example [23])

p358)

$$\begin{aligned}
 & \sup_{u \in \mathbb{R}} \left| P \left(\frac{1}{\sigma} \sum_{j \geq 0} \alpha_j \xi_j + \beta_j (\xi_j^2 - 1) \geq u \right) - \Phi(u) \right| \\
 & \leq \int_{-a}^a \left| \frac{\prod_{i \geq 0} \phi_{\alpha, \beta}(t/\sigma) - e^{-t^2/2}}{t} \right| dt + \frac{24}{a\sqrt{2\pi}} \\
 & \leq \frac{4 \max_j |\beta_j|}{\sigma} \int_{\mathbb{R}} \frac{t^2}{2} e^{-\frac{t^2}{6}} dt + \frac{\max_j |\beta_j| 72\sqrt{2}}{\sigma\sqrt{\pi}} \\
 & = \frac{\max_j |\beta_j|}{\sigma} \left(72\sqrt{\frac{2}{\pi}} + 32 \right) \leq 104 \frac{\max_j |\beta_j|}{\sigma},
 \end{aligned}$$

where Φ is the cumulative distribution function of a standardised gaussian real random variable.

Step 1. Let $\Omega_\beta = \{z \in \mathbb{C} \mid 2\Im(z)\beta > -1\}$ and $\psi_{\alpha, \beta}(z)$ be given by

$$\forall \alpha, \beta \in \mathbb{R}, \quad z \in \omega_\beta \quad \psi_{\alpha, \beta}(z) = \frac{e^{-\beta iz}}{(1 - 2\beta iz)^{1/2}} e^{-1/2 \frac{\alpha^2 z^2}{(1 - 2\beta iz)}}.$$

The function $\psi_{\alpha, \beta}$ is analytic on Ω_β . The function $\phi_{\alpha, \beta}(t)$ defined by (94) can be continued into an analytic function on the domain Ω_β and because

$$\frac{x^2}{2} + y(\alpha x + \beta(x^2 - 1)) = \frac{1}{2}(1 + 2\beta y)\left(x + \frac{\alpha y}{1 + 2\beta y}\right)^2 - \frac{\alpha^2 y^2}{2(1 + 2\beta y)}$$

we observe that

$$\forall y > -\frac{1}{2\beta} \quad \psi_{\alpha, \beta}(iy) = \phi_{\alpha, \beta}(iy).$$

Also, we can deduce that $\phi_{\alpha, \beta}(z)$ and $\psi_{\alpha, \beta}(z)$ are equal on Ω_β and in particular on \mathbb{R} which gives

$$\forall \alpha, \beta \in \mathbb{R}, \quad t \in \mathbb{R} \quad \phi_{\alpha, \beta}(t) = \frac{e^{-\beta it}}{(1 - 2\beta it)^{1/2}} e^{-1/2 \frac{\alpha^2 t^2}{(1 - 2\beta it)}}.$$

Step 2. Proof of (95). The preceding equation gives

$$\left| \prod_{i \geq 0} \phi_{\alpha, \beta}(t/\sigma) - e^{-t^2/2} \right| = e^{-\frac{t^2}{2}} |e^z - 1| \leq e^{-\frac{t^2}{2}} |z| e^z,$$

where

$$u = \frac{t}{\sigma} \quad \text{et} \quad z = \frac{t^2}{2} + \sum_{j \geq 0} \left\{ -1/2 \frac{\alpha_j^2 u^2}{(1 - 2\beta_j iu)} + \frac{1}{2} (-2\beta_j iu - \log(1 - 2\beta_j iu)) \right\},$$

and hence

$$z = \sum_{j \geq 0} \left\{ \left(\frac{u^2 \alpha_j^2}{2} - \frac{1}{2} \frac{\alpha_j^2 u^2}{(1 - 2\beta_j i u)} \right) + \left(\frac{u^2 2\beta_j^2}{2} - \frac{1}{2} (2\beta_j u i + \log(1 - 2\beta_j u i)) \right) \right\}. \quad (96)$$

In addition, if $|t| < \frac{\sigma}{6 \max_i |\beta_i|}$, then for all $j \in \mathbb{N}$ $|2u\beta_j| < \frac{1}{3}$ and we have (cf Taylor expansion (1) p352 in [23])

$$\left| \log(1 - 2\beta_j u i) + 2\beta_j u i - \frac{4\beta_j^2 u^2}{2} \right| \leq \frac{8|u\beta_j|^3}{3} \left| \frac{1}{1 - |2u\beta_j|} \right| \leq 4|u\beta_j|^2 \max_j |\beta_j|.$$

We also have

$$\left| \frac{u^2 \alpha_j^2}{2} - \frac{1}{2} \frac{\alpha_j^2 u^2}{(1 - 2\beta_j i u)} \right| \leq \frac{1}{2} \alpha_j^2 |u|^3 \frac{2|\beta_j|}{1 + 4\beta_j^2 u^2} \leq \alpha_j^2 |u|^3 \max_j |\beta_j|.$$

As a consequence, if $|t| < \frac{\sigma}{6 \max_i |\beta_i|}$, then (96) implies:

$$|z| \leq 2\sigma^2 |u|^3 \max_j |\beta_j| = \frac{2 \max_j |\beta_j|}{\sigma} |t|^3,$$

and

$$e^{-\left(\frac{t^2}{2} - |z|\right)} \leq e^{-\frac{t^2}{2}(1 - \frac{2}{3})} = e^{-\frac{t^2}{6}}.$$

□

Acknowledgements

This work has been done with support from La Region Rhones-Alpes.

References

- [1] F. Abramovich, Y. Benjamini, D. Donoho, and I. Johnstone. Adapting to unknown sparsity by controlling the false discovery rate. *Annals of statistics*, 34, 2006.
- [2] T. Anderson and R. Bahadur. Classification into two multivariate normal distributions with different covariance matrices. *Annals of Mathematical Statistics*, 33(2):420–431, 1962.
- [3] J.Y. Audibert and A. Tsybakov. Fast learning rates for plug-in classifiers under the margin condition. *Annals of Statistics*, 2006.
- [4] Y. Benjamini and Y. Hochberg. Controlling the false discovery rate : a practical and powerful approach to multiple testing. *Journal of Royal Statistical Society B*, 57:289–300, 1995.
- [5] A. Berline, G. Biau, and L. Rouvière. Functional classification with wavelet. 2005.

- [6] P. Bickel and E. Levina. Some theory for fisher's linear discriminant function, 'naive bayes', and some alternatives when there are many more variables than observations. *Bernoulli*, 10(6):989–1010, 2004.
- [7] P. Bickel and E. Levina. Regularized estimation of large covariance matrices. *Annals of Statistics*, 2007.
- [8] V. I. Bogachev. *Gaussian Measures*. AMS, 1998.
- [9] E. Candes. Modern statistical estimation via oracle inequalities. *Acta Numerica*, pages 1–69, 2006.
- [10] D. Donoho. High-dimensional data analysis: the curses and blessings of dimensionality. Available at <http://www-stat.stanford.edu/donoho/Lectures>, 2000.
- [11] D. L. Donoho and I. Johnstone. Minimax risk over lp-balls for lq-error. *Probability Theory and Related Fields*, (99):277–303, 1994.
- [12] J. Fan and Fan Y. High dimensional classification using features annealed independence rules. Technical report, Princeton University, 2007.
- [13] R. Fisher. The use of multiple measurements in taxonomic problems. *Annals of Eugenics*, 7:179–188, 1936.
- [14] J. Friedman, T. Hastie, and R. Tibshirani. *The Elements of Statistical Learning*. Springer, 2001.
- [15] R. Girard. *Reduction de dimension en statistique et application à la segmentation d'images hyperspectrales*. PhD thesis, Université Joseph Fourier, 2008.
- [16] V. Girardin and R. Senoussi. Semigroup stationary processes and spectral representation. *Bernoulli*, 9(5):857–876, 2003.
- [17] Ulf Grenander. Stochastic processes and statistical inference. *Arkiv for Matematik*, 1:195–277, 1950.
- [18] T. Hastie, A. Buja, and R. Tibshirani. Penalised discriminant analysis. *Annals of Statistics*, 23:73–102, 1995.
- [19] B. Laurent and P. Massart. Adaptive estimation of a quadratic functional by model selection. *The annals of Statistics*, 28(5):1302–1338, 2000.
- [20] S. Mallat. *A Wavelet Tour of Signal Processing*. Academic Press, 1999.
- [21] S. Mallat, G. Papanicolaou, and Z. Zhang. Adaptive covariance estimation of locally stationary processes. *The annals of Statistics*, 26(1):1–47, 1998.
- [22] F. Rossi and N. Villa. Support vector machine for functional data classification. *Neurocomputing*, 69:730–742, 2006.
- [23] Shorack. *Probability for Statistitian*. Springer, 2000.
- [24] A. Tsybakov. *Introduction a l'estimation non-parametrique*. Springer, 2004.
- [25] Yazici. Stochastic deconvolution over groups. *IEEE Trans. on Information Theory*, 50(3), 2004.