

# Geometry and Dynamics for Hierarchical Regular Networks

Stefan Boettcher,\* Bruno Goncalves,† and Julian Azaret  
Emory University, Dept. of Physics, Atlanta, GA 30322

(Dated: October 26, 2018)

The recently introduced hierarchical regular networks HN3 and HN4 are analyzed in detail. We use renormalization group arguments to show that HN3, a 3-regular planar graph, has a diameter growing as  $\sqrt{N}$  with the system size, and random walks on HN3 exhibit super-diffusion with an anomalous exponent  $d_w = 2 - \log_2(\phi) \approx 1.306$ , where  $\phi = (\sqrt{5} + 1)/2 = 1.618\dots$  is the “golden ratio.” In contrast, HN4, a non-planar 4-regular graph, has a diameter that grows slower than any power of  $N$ , yet, fast than any power of  $\ln N$ . In an annealed approximation we can show that diffusive transport on HN4 occurs ballistically ( $d_w = 1$ ). Walkers on both graphs possess a first-return probability with a power law tail characterized by an exponent  $\mu = 2 - 1/d_w$ . It is shown explicitly that recurrence properties on HN3 depend on the starting site.

PACS numbers: 05.40.-a.

## I. INTRODUCTION

Networks with a sufficiently intricate structure to exhibit not-trivial properties for statistical models but sufficiently simple to reveal analytical insights are few and far between. Familiar examples are random graphs [1, 2], the hierarchical lattices [3] originating in the Migdal-Kadanoff bond-moving scheme [4, 5], fractal lattices [6], or scale-free networks [7, 8, 9]. Scale-free networks and random graphs can elucidate mean-field properties only, whereas hierarchical lattices often provide excellent results for complex statistical models in low dimensions [10] but do not possess a mean-field limit. Fractal lattices provide tantalizing access to dynamical systems in non-integer dimensions but can not be tuned across dimensions. From the perspective of statistical physics, it could be desirable to have a network that combines solvability for low-dimensional systems with mean-field properties in such a way that one could interpolate between either extreme.

We have recently introduced a set of networks that overlay a lattice backbone with regular long-range links [11, 12], similar to small-world networks [13] but hierarchical and without randomness. These networks have a recursive construction but retain a fixed, regular degree. The hierarchical sequence of long-distance links occur in a pattern reminiscent of the tower-of-hanoi sequence [12]. Therefore, we have dubbed them “Hanoi-Networks” and abbreviated them as HN3 and HN4, since one is 3-regular and the other 4-regular. While almost identical, both types of networks lead to very distinct behaviors, as revealed by our studies here. Future work will focus on detailed studies of Ising models on these networks. In Ref. [11] we have shown already that spin models on HN4 have the desired properties mentioned above. Here, we analyze in great detail diffusive transport on these net-

works, for which especially HN3 proves to possess a rich behavior.

The paper is structured as follows. In the next section, we introduce the networks and discuss various key design aspects. In Sec. III, we explore geometric aspects of the networks such as their diameter. Sec. IV contains our analysis of random walks on both networks, starting with a review of the dynamic renormalization group in the context of a simple one-dimensional random walk which facilitates an efficient discussion of the equivalent but far more involved calculation for HN3. Unfortunately, the same approach does not seem to apply to HN4, so we conclude the section with a derivation of a moment-generating equation in Fourier space for walks on HN4 directly from the master equation and an annealed approximation. We conclude this paper in Sec. V, indicating various future projects that can be developed from the work presented here.

## II. NETWORK DESIGN

Both networks we are discussing in this paper consist of a simple geometric backbone, a one-dimensional line of  $N = 2^k$  sites, either infinite ( $-2^k \leq n \leq 2^k$ ,  $k \rightarrow \infty$ ), semi-infinite ( $0 \leq n \leq 2^k$ ,  $k \rightarrow \infty$ ), or closed into a ring. Each site on the one-dimensional lattice backbone is connected to its nearest neighbor. (In general, the following procedure also works with a higher-dimensional lattice.)

To generate the small-world hierarchy in these graphs, consider parameterizing any integer  $n$  (except for zero) *uniquely* in terms of two other integers  $(i, j)$ ,  $i \geq 0$ , via

$$n = 2^i(2j + 1). \quad (1)$$

Here,  $i$  denotes the level in the hierarchy whereas  $j$  labels consecutive sites within each hierarchy. For instance,  $i = 0$  refers to all odd integers,  $i = 1$  to all integers once divisible by 2 (i. e., 2, 6, 10, ...), and so on. In these networks, aside from the backbone, each site is also connected with (one or both) of its nearest neighbors *within*

\*URL: <http://www.physics.emory.edu/faculty/boettcher/>

†URL: <http://www.bgoncalves.com/index.shtml>

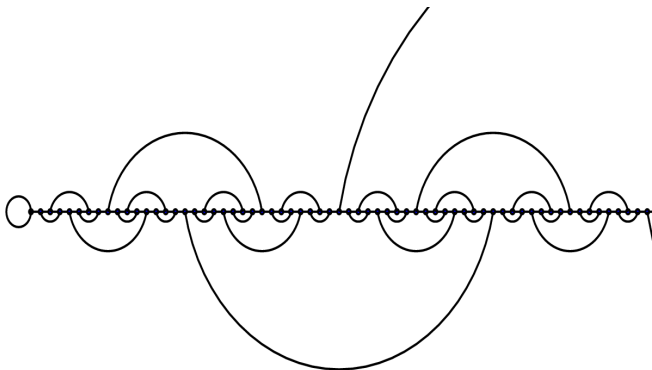


FIG. 1: Depiction of HN3 on a semi-infinite line. The leftmost site here is  $n = 0$ , which requires special treatment. The entire network can be made 3-regular with a self-loop at  $n = 0$ . Note that HN3 is planar.

the hierarchy. For example, we obtain the 3-regular network HN3 (best done on a semi-infinite line) by connecting first all nearest neighbors along the backbone, but in addition also 1 to 3, 5 to 7, 9 to 11, etc, for  $i = 0$ , next 2 to 6, 10 to 14, etc, for  $i = 1$ , and 4 to 12, 20 to 28, etc, for  $i = 2$ , and so on, as depicted in Fig. 1. Correspondingly, HN4 is obtained in the same manner, but connecting to *both* neighbors in the hierarchy, i. e., 1 to 3, 3 to 5, 5 to 7, etc, for  $i = 0$ , 2 to 6, 6 to 10, etc, for  $i = 1$ , and so forth. For this network it is clearly preferable to extend the line to  $-\infty < n < \infty$  and also connect  $-1$  to  $1$ ,  $-2$  to  $2$ , etc, as well as all negative integers in the above pattern, see Fig. 2. The site with index zero, not being covered by Eq. (1), is clearly a special place, either on the boundary of the HN3 or in the center of the HN4. It is easy to generalize these graphs, for instance, by putting the structure on a ring with periodic boundary conditions, which may require special treatment of the highest level in the hierarchy on finite rings.

Random walks on these networks have fascinating properties due to their fractal nature and their long-range links as shown, for instance, in Fig. 3.

### III. NETWORK GEOMETRY

#### A. Distance Measure on HN3

For HN3, it is simple to determine geometric properties, for instance, its diameter  $d$ , which is the longest of the shortest paths between any two sites, to wit, on a finite graph of size  $N = N_k = 2^k$  for  $k \rightarrow \infty$ . Clearly,  $d$  in this case would be the end-to-end distance between sites  $n = 0$  and  $n = N$  with the smallest number of hops. Using a sequence of networks for  $k = 2, 4, 6, \dots$ , the diameter-path looks like a Koch curve, see Fig. 4. We can define the path  $\Pi_k$  as a sequence of jumps reaching from one end of the  $N = 2^k$ -long graph to the other

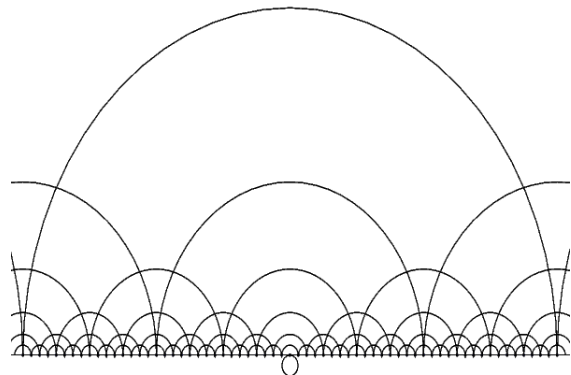


FIG. 2: Depiction of HN4 on an infinite line. The center site is  $n = 0$ , which requires special treatment. The entire network becomes 4-regular with a self-loop at  $n = 0$ . Note that HN4 is non-planar.

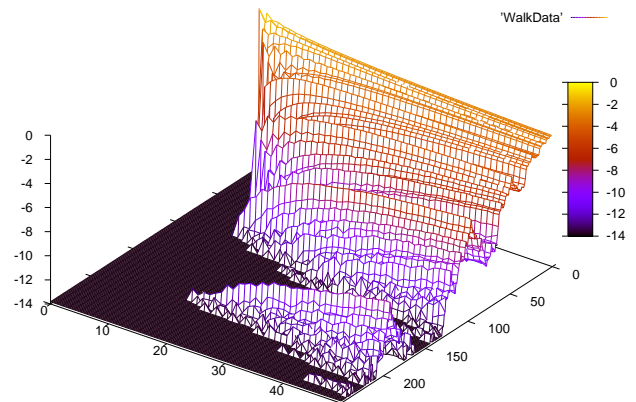


FIG. 3: Plot of the probability  $P_{l,t}$  of a random walker to reside at a site  $l$  at time  $t$  after starting at the origin  $l = 0$  obtained by numerical simulations on HN3. The scale of the vertical axis refers to  $\ln P_{l,t}$  to increase the visibility. Note the highly non-homogeneous evolution, which is tied to fractal distance-dependence also apparent in Fig. 5 due to the hierarchy of long-range links. Those links allow for walkers to appear suddenly at certain sites such as  $l = 3 \times 2^i = 6, 12, 24, 48, 96, 192, \dots$  long before ordinary diffusion along the backbone itself would provide for. Those onset-points for the most rapidly progressing walker should follow an envelope function that is linear (“ballistic”) in a space-time plot, as walkers diffuse ordinarily with hopping-distance,  $d \sim \sqrt{t}$ , but by Eq. (4),  $d \sim \sqrt{l}$ , hence,  $l \sim t$ . Average walkers progress slower than ballistic, though, but still faster than diffusion.

via

$$\begin{aligned}
\Pi_0 &= 1, \\
\Pi_2 &= 1 - 2 - 1 = \Pi_0 - 2 - \Pi_0, \\
\Pi_4 &= 1 - 2 - 1 - 8 - 1 - 2 - 1 = \Pi_2 - 8 - \Pi_2, \\
&\dots, \\
\Pi_{k+2} &= \Pi_k - 2^{k+1} - \Pi_k,
\end{aligned} \tag{2}$$

with an obvious notation of using “-” to string together a sequence of ever more complex moves. (While somewhat redundant here, introducing this notation will prove useful for HN4 below.) Hence, the length  $d_k$  of each path  $\Pi_k$  is given by

$$d_{k+2} = 2d_k + 1 \quad \text{for} \quad N_{k+2} = 4N_k, \tag{3}$$

thus,

$$d \sim \sqrt{N}. \tag{4}$$

This property is demonstrated also in Fig. 5. In some ways, this property is reminiscent of a square-lattice consisting of  $N$  lattice sites. The diameter (=diagonal) of this square is also  $\sim \sqrt{N}$ . In this sense, presuming that each link corresponds to a unit distance, HN3 is a fractal lattice of dimension 2, i. e. filling the plane. As shown in Fig. 6, we also find that the number of sites that can be reached from a given site grows quadratically with the number of jumps allowed. It should be noted, though, that we are employing the one-dimensional lattice backbone as our metric to measure distances in the random walks in Sec. IV, which enforces a trivial fractal dimension of  $d_f = 1$ . We conclude that, while interesting in its own right, HN3 is far from any mean-field behavior for which we would expect typical distances to depend only on (some power of)  $\ln N$ .

### B. Distance Measure on HN4

The situation is more interesting for the HN4. Using the notation from Eq. (3), we have

$$\begin{aligned}
\Pi_0 &= 1, \\
\Pi_1 &= 1 - 1, \\
\Pi_2 &= 1 - 2 - 1 = \Pi_0 - 2 - \Pi_0, \\
\Pi_3 &= 1 - 2 - 2 - 2 - 1 = \Pi_0 - 3 \times 2 - \Pi_0, \\
\Pi_4 &= 1 - 1 - 4 - 4 - 4 - 1 - 1 = \Pi_1 - 3 \times 4 - \Pi_1, \\
\Pi_5 &= 1 - 2 - 1 - 8 - 8 - 8 - 1 - 2 - 1 \\
&= \Pi_2 - 3 \times 8 - \Pi_2, \\
\Pi_6 &= 1 - 2 - 1 - 7 \times 8 - 1 - 2 - 1 \\
&= \Pi_2 - 7 \times 8 - \Pi_2,
\end{aligned} \tag{5}$$

and so on. Due to degeneracies at each level (which we have not listed), one has to proceed to many more levels in the hierarchy to discern the relevant pattern. In fact,

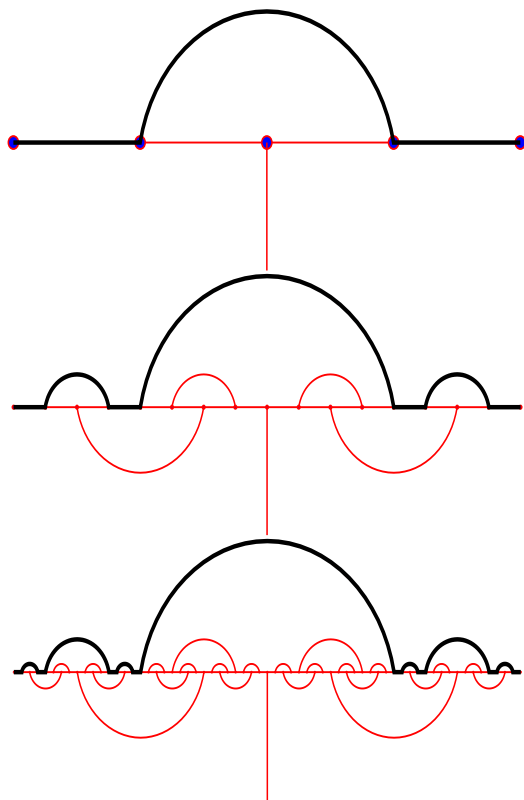


FIG. 4: Sequence of shortest end-to-end paths (=diameter, thick black lines) for HN3 of size  $N = 2^k$ ,  $k = 2, 4, 8$ . (Note that every second step in the hierarchical development has been omitted. At level  $k = 3, 5, \dots$  the shortest path is the same as at  $k - 1$ , except each linear segment counts for two steps.) Whenever the system size  $N$  increases by a factor of 4, the diameter  $d$  increases by a factor of  $\sim 2$ , leading to Eq. (4).

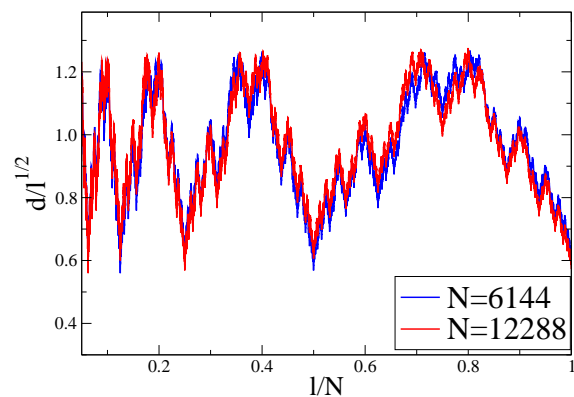


FIG. 5: Plot of the shortest path length between the origin of HN3 and the  $l$ th site on two networks of extend  $N = 3 \cdot 2^{11}$  and  $N = 32^{12}$ . In both sets of data, we plot the path-distance relative to the root of the separation between site  $l$  and the origin ( $l = 0$ ) along the linear backbone. Then, all rescaled distances fluctuate around a constant mean. Those fluctuations are very fractal, their self-similarity becoming apparent when super-imposing the data for both sizes  $N$  on a relative distance scale with  $l/N$ .

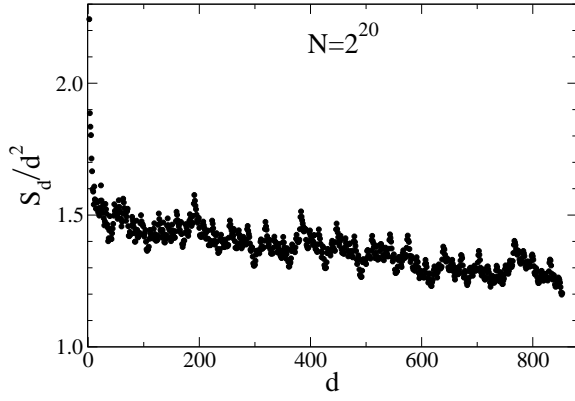


FIG. 6: Plot of the number of sites (or “neighborhood”)  $S_d$  that can be reached from a given site within less than  $d$  jumps on HN3. Averaged over many starting sites,  $S_d/d^2$  slowly converges to a constant, demonstrating that  $S_d$  grows quadratically with  $d$ . Note that some features due to the hierarchical structure remain even after averaging over sites, such as the peaks at  $d = 192, 384, 768$ , etc.

any pattern evolves for an increasing number of levels before it gets taken over by a new one, with two patterns creating degeneracies at the crossover. Finally, we get (setting the degeneracies aside)

$$\Pi_k = \begin{cases} \Pi_{k-2} - 1 \times 2^{k-1} - \Pi_{k-2}, & (k = 2), \\ \Pi_{k-3} - 3 \times 2^{k-2} - \Pi_{k-3}, & (2 < k \leq 5), \\ \Pi_{k-4} - 7 \times 2^{k-3} - \Pi_{k-4}, & (5 < k \leq 9), \\ \Pi_{k-5} - 15 \times 2^{k-4} - \Pi_{k-5}, & (9 < k \leq 14), \\ \dots, & \end{cases} \quad (6)$$

and so on.

Note that the paths here do *not* search out the longest possible jump, as in Eq. (3). Instead, the paths reach quickly to some intermediate level and follow *consecutive* jumps at that level before trailing off in the end. As we will see repeatedly, this is the main distinguishing feature discriminating between HN3 and HN4: Once a level is reached in the HN4, the entire graph can be traversed at *that* level, while in the HN3 any transport *must* climb down to lower levels (or merely jump back on that level), see Figs. 1-2.

Corresponding to Eq. (6), we obtain for the end-to-end shortest paths (=diameters  $d_k$ )

$$d_k = \begin{cases} 2d_0 + 1, & (k = 2), \\ 2d_{k-3} + 3, & (2 < k \leq 5), \\ 2d_{k-4} + 7, & (5 < k \leq 9), \\ \dots, & \end{cases} \quad (7)$$

which we can generalize into a single statement introducing a “generation” index  $g \geq 2$ ,

$$d_k^g = 2d_{k-g}^{g-1} + (2^{g-1} - 1), \quad (l_{g-1} < k \leq l_g), \quad (8)$$

defining  $l_1 = 1$ , where in general

$$l_g = l_{g-1} + g, \quad l_2 = 2, \quad (9)$$

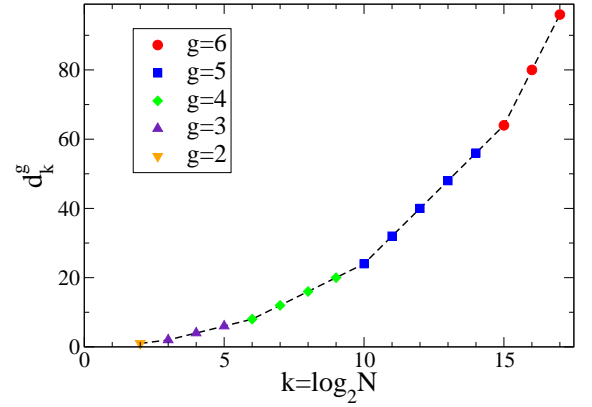


FIG. 7: Plot of the shortest end-to-end path length for HN4 networks of increasing backbone sizes  $N = 2^k$ , obtained by simulation. Note the piecewise-linear shape of the graph, which is reflected in Eq. (8), for example. In turn, Eq. (9) concerns only the “bends” between each consecutive linear segment  $g$ .

demarcates the crossover point between the generations, see Fig. 7. Eq. (9) easily yields

$$l_g = \frac{1}{2}g(g+1) - 1 \quad (g \geq 2). \quad (10)$$

To obtain the asymptotic behavior for  $d_k$ , instead of solving Eq. (8) for all  $k$ , we note that exactly on the crossover points  $k = l_g$  (i. e.,  $k - g = l_{g-1}$ ) we have

$$d_{l_g}^g = 2d_{l_{g-1}}^{g-1} + (2^{g-1} - 1). \quad (11)$$

Defining  $e_g = 2^g d_{l_g}^g$ , we get

$$e_g = e_{g-1} + \frac{1}{2} - 2^{-g}, \quad (12)$$

which is easily summed up to give

$$d_{l_g}^g = (g-1)2^{g-1} + 1. \quad (13)$$

Remembering that  $k = l_g$  and, from Eq. (10), that  $g \sim \sqrt{2l_g} \sim \sqrt{2k} \sim \sqrt{\log_2 N^2}$ , we finally get

$$d_k \sim \frac{1}{2} \sqrt{\log_2 N^2} 2^{\sqrt{\log_2 N^2}} \quad (N \rightarrow \infty) \quad (14)$$

for the diameter of the HN4. As we would expect that the diameter (or rather, the average of shortest paths) in a small-world graph should behave as  $d \sim \log N$ , it is instructive to rewrite Eq. (14) as

$$d_k \sim (\log_2 N)^\alpha \quad \text{with} \quad \alpha \sim \frac{\sqrt{2 \log_2 N}}{\log_2 \log_2 N} + \frac{1}{2}. \quad (15)$$

Technically, of course,  $\alpha$  diverges with  $N$  and the diameter grows faster than any power of  $\log_2 N$  but less than any however-small power of  $N$ , unlike Eq. (4). In reality, though,  $\alpha$  varies only very slowly with  $N$ , ranging merely from  $\alpha \approx 1.5$  to 3 over *fifty* decades, see Fig. 8.

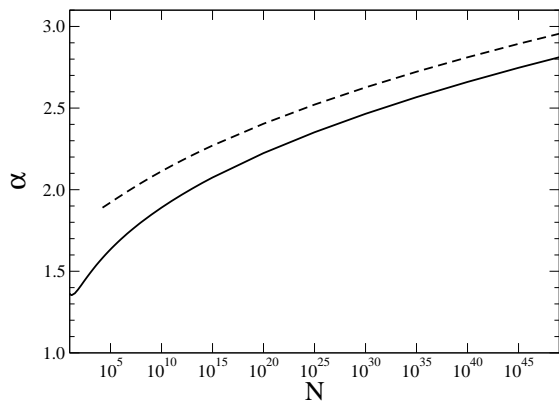


FIG. 8: Plot of the system-size dependence of the exponent  $\alpha = \alpha(N)$  defined in Eq. (15). The solid curve is the exact value based on Eq. (13), and the dashed curve is the asymptotic approximation also given in Eq. (15). This approximation is always an upper bound. Note that  $\alpha(N)$  barely varies within a factor of 2 over 50 orders of magnitude.

#### IV. RANDOM WALKS

In the following we will study random walks on HN3 and HN4. For simplicity, we have focused in our simulations only on two elementary observables, the mean displacement with time,  $\langle |l| \rangle \sim t^{1/d_w}$ , and the first-return time distribution  $Q(\Delta t) \sim \Delta t^{-\mu}$ . All walks are controlled by one parameter,  $p$ , which determines the probability of a walker to step off the lattice into the direction of a long-range jump. In particular, on HN3 a walker steps off the lattice with probability  $p$  and jumps either to the left or right neighbor with probability  $(1-p)/2$ , whereas on HN4 long-range jumps to either the left or right occur with probability  $p/2$  instead. In both cases, we should return to a simple one-dimensional nearest-neighbor walk for  $p \rightarrow 0$ , where  $d_w = 2$  and  $\mu = 3/2$ , although we would expect that limit to be singular. Here, we only consider uniform values of  $p$ , independent of the sites (or level of hierarchy). With a bit more algebra, the following considerations could be extended to values that for each site depend of the level of hierarchy,  $p = p(i)$ , for instance.

##### A. Renormalization Group for Random Walks

Here, we analyze the spatio-temporal rescaling of simple random walks with nearest-neighbor jumps along the available links using the renormalization group. First, we review the method using as a simple example the well-known one-dimensional walk. Walks on such a graph obey simple diffusion,  $d_w = 2$ , which implies that each rescaling of space entails a rescaling of time according to

$$N \rightarrow N' = 2N \quad T \rightarrow T' = 2^{d_w} T = 4T. \quad (16)$$

This is synonymous with the asymptotic form with the mean-square displacement

$$\langle |l| \rangle \sim t^{1/d_w}, \quad (17)$$

which defines the anomalous dimension of the walk in terms of the exponent  $d_w$ . While the result for the one-dimensional walk can be easily obtained with much simpler means, it serves as a pedagogical example of calculating first-passage and first-return times using RG on more complex structures. Later on, reference to this presentation will allow us to avoid excessive algebra.

##### 1. RG for the 1d random walk

As a pedagogical example, we present here the theory as it will be applied in Sec. IV A 2. We consider a biased random walk on a finite one-dimensional line. The master equations for such a random walk on a lattice of length  $N = 2^{K+1}$  with reflecting boundaries are given by

$$\begin{aligned} P_{0,t+1} &= p P_{1,t}, \\ P_{1,t+1} &= P_{0,t} + p P_{2,t}, \\ P_{l,t+1} &= (1-p) P_{l-1,t} + p P_{l+1,t} \quad (2 \leq l \leq N-2), \\ P_{N-1,t+1} &= (1-p) P_{N-2,t} + P_{N,t}, \\ P_{N,t+1} &= (1-p) P_{N-1,t}, \end{aligned} \quad (18)$$

where  $P_{l,t}$  denotes the probability of a walker to be at site  $l$  at time  $t$ ,  $p$  is the probability expressing the biasing for left or right hops. Since we want to start the walks at time  $t = 0$  at the origin  $l = 0$ , these equations have the initial condition

$$P_{l,0} = \delta_{l,0}. \quad (19)$$

To facilitate renormalization this non-equilibrium process, we introduce a generating function

$$\tilde{P}_l(z) = \sum_{t=0}^{\infty} P_{l,t} z^t \quad (20)$$

for all  $0 \leq l \leq N$ . Incorporating the initial condition in Eq. (19), Eqs. (18) transform into

$$\begin{aligned} \tilde{P}_0 &= a \tilde{P}_1 + 1, \\ \tilde{P}_1 &= c \tilde{P}_0 + a \tilde{P}_2, \\ \tilde{P}_l &= b \tilde{P}_{l-1} + a \tilde{P}_{l+1} \quad (2 \leq l \leq N-2), \\ \tilde{P}_{N-1} &= b \tilde{P}_{N-2} + d \tilde{P}_N, \\ \tilde{P}_N &= b \tilde{P}_{N-1}, \end{aligned} \quad (21)$$

where we have inserted generalized ‘‘hopping rates’’ in preparation for the RG. Initially, at the  $k = 0$ th RG step, it is

$$\begin{aligned} a^{(0)} &= p z, \\ b^{(0)} &= (1-p) z, \\ c^{(0)} &= z, \\ d^{(0)} &= z, \end{aligned} \quad (22)$$

which provides a sufficient number of renormalizable parameters that are potentially required to consider special sites at both boundaries.

A single step of applying the RG consists of solving Eqs. (21) for  $\tilde{P}_l$  with odd values of  $l$  (which is trivial here, as they are already expressed explicitly in terms of even ones) and eliminating them from the equations for the even  $l$ . After that elimination, we can rewrite the equations for even  $l$  as

$$\begin{aligned}\tilde{P}_0 &= \frac{a^2}{1-ac} \tilde{P}_2 + \frac{1}{1-ac}, \\ \tilde{P}_2 &= \frac{bc}{1-2ab} \tilde{P}_0 + \frac{a^2}{1-2ab} \tilde{P}_4, \\ \tilde{P}_{2l} &= \frac{b^2}{1-2ab} \tilde{P}_{2l-2} + \frac{a^2}{1-2ab} \tilde{P}_{2l+2} \quad \left(2 \leq l \leq \frac{N}{2} - 2\right) \\ \tilde{P}_{N-2} &= \frac{b^2}{1-2ab} \tilde{P}_{N-4} + \frac{ad}{1-2ab} \tilde{P}_N, \\ \tilde{P}_N &= \frac{b^2}{1-bd} \tilde{P}_{N-2}.\end{aligned}$$

Comparing these equations with Eqs. (21) allows to extract the RG recursion equations. [Note that superscripts referring the  $k$ th RG step have been suppressed thus far in Eqs. (21) and (23).]

Before we analyze the first return time at the boundary specifically, we can use the equation for bulk sites  $l$  in (23) to extract already the diffusion exponent  $d_w$ . A comparison of the respective coefficients in Eqs. (21) and (23) yields

$$\begin{aligned}a^{(k+1)} &= \frac{(a^{(k)})^2}{1-2a^{(k)}b^{(k)}}, \\ b^{(k+1)} &= \frac{(b^{(k)})^2}{1-2a^{(k)}b^{(k)}}.\end{aligned}\quad (24)$$

These recursions converge for  $k \rightarrow \infty$  towards fixed points  $(a^*, b^*)$  that characterize the dynamics in the infinite-time limit (which corresponds to the limit of  $z \rightarrow 1^-$ ). The trivial fixed point  $a^* = b^* = 0$  is unphysical, as it can not be reached from the initial conditions in (22) for any choice of  $p$  (and  $z = 1$ ). The physical fixed points are  $(a^*, b^*) = (1, 0)$ , which is reached for any bias  $p > \frac{1}{2}$ , or  $(a^*, b^*) = (0, 1)$ , reached for  $p < \frac{1}{2}$ ; finally,  $(a^*, b^*) = (\frac{1}{2}, \frac{1}{2})$  can only be reached by entirely unbiased walks for  $p = \frac{1}{2}$ . To explore the behavior for large but finite times, we expand the RG recursions in (24) to first order in  $\epsilon = 1 - z$  by writing for  $y \in \{a, b\}$ :

$$y^{(k)} \sim y^* + y_1^{(k)} \epsilon + \dots \quad (25)$$

Inserting the Ansatz in Eq. (25) into the recursions in Eqs. (24), we obtain near the fixed point with  $a^* = b^* = \frac{1}{2}$ :

$$\begin{aligned}a_1^{(k+1)} &= 3a_1^{(k)} + b_1^{(k)}, \\ b_1^{(k+1)} &= a_1^{(k)} + 3b_1^{(k)},\end{aligned}\quad (26)$$

with the result that

$$a_1^{(k)} = b_1^{(k)} \propto 4^k.$$

This implies that as space rescales by a factor of 2 (i. e., eliminating all odd-index sites), time rescales by a factor of 4, as indicated in Eq. (16) for an unbiased random walk, leading to  $d_w = 2$ . The same analysis for either of the biased fixed points yields that, for example,  $a^{(k)} \equiv 0$  beyond any power of  $\epsilon$  and, with the Ansatz  $b^{(k)} \sim 1 + b_1^{(k)} \epsilon$  in Eqs. (24),  $b_1^{(k)} \propto 2^k$ . Following the interpretation in Eq. (16), this would imply  $d_w = 1$  and we find the familiar result that with the slightest bias, i. e.,  $p < \frac{1}{2}$  or  $p > \frac{1}{2}$ , the motion at large length and time scales is dominated by the constant-velocity drift upon reaching the bulk.

In this scenario of a bias, average first-return times are clearly system-size independent constants: A walker with a bias *towards* the origin ( $p > \frac{1}{2}$ ) will drift back recurrently after only small excursions; a walker with a bias *away* from the origin ( $p < \frac{1}{2}$ ) returns at most a finite number of times in short order until the drift eventually carries it away without further recurrence. In the following, we therefore focus exclusively on the unbiased case  $p = \frac{1}{2}$ . Then, we can equate  $a = b$  at every step, to get from Eq. (24):

$$a^{(k+1)} = \frac{(a^{(k)})^2}{1-2(a^{(k)})^2}. \quad (27)$$

To derive the return-time behavior, we have to examine Eqs. (23) more closely. Comparing coefficients also in the boundary terms leads to

$$\begin{aligned}c^{(k+1)} &= \frac{a^{(k)} c^{(k)}}{1-2(a^{(k)})^2}, \\ d^{(k+1)} &= \frac{a^{(k)} d^{(k)}}{1-2(a^{(k)})^2}.\end{aligned}\quad (28)$$

For large  $k$ , both  $c^{(k)}$  and  $d^{(k)}$  are entrained with  $a^{(k)}$ , and we obtain a consistent and closed set of relations for all coefficients in Eqs. (21) and (23) by identifying  $c = d = 2a$ . Further renormalizing

$$\tilde{P}_l^{(k+1)} = \left[1 - 2(a^{(k)})^2\right] \tilde{P}_{2l}^{(k)} \quad (29)$$

ensures invariance of the constant term at the lower boundary that originated from the unit initial condition in Eq. (19).

After  $k = K$  RG steps, the system has reduced to

$$\begin{aligned}\tilde{P}_0^{(K)} &= a^{(K)} \tilde{P}_1^{(K)} + 1, \\ \tilde{P}_1^{(K)} &= 2a^{(K)} \tilde{P}_0^{(K)} + 2a^{(K)} \tilde{P}_2^{(K)}, \\ \tilde{P}_2^{(K)} &= a^{(K)} \tilde{P}_1^{(K)},\end{aligned}\quad (30)$$

which yields

$$\tilde{P}_0^{(K)} = \frac{1 - 2(a^{(K)})^2}{1 - 4(a^{(K)})^2}. \quad (31)$$

Using Eq. (29) in turn obtains

$$\begin{aligned} \tilde{P}_0^{(0)} &= \frac{\tilde{P}_0^{(K)}}{\prod_{k=0}^{K-1} [1 - 2(a^{(k)})^2]} \\ &= \frac{1 - 2(a^{(K)})^2}{1 - 4(a^{(K)})^2} \prod_{k=0}^{K-1} \frac{1}{[1 - 2(a^{(k)})^2]}. \end{aligned} \quad (32)$$

It is a well-known fact that the generating functions for being at the origin,  $\tilde{P}_0^{(0)}$ , and for the first-return probability to the same site,  $\tilde{Q}_0$ , satisfy the following simple relation [14]:

$$\tilde{Q}_0 = 1 - \frac{1}{\tilde{P}_0^{(0)}}. \quad (33)$$

Note that a recurrent walk (with  $\tilde{Q}_0 = 1$ ) requires that  $\tilde{P}_0^{(0)}$  diverges at long times (i. e.  $z \rightarrow 1^-$ ). In our one-dimensional walk here, it is  $a^{(K)} \rightarrow a^* = \frac{1}{2}$ , on behalf of which the denominator of  $\tilde{P}_0^{(0)}$  in Eq. (32) has a zero, making the walk recurrent. In more detail, it is

$$\tilde{Q}_0 = 1 - \frac{1 - 4(a^{(K)})^2}{1 - 2(a^{(K)})^2} \prod_{k=0}^{K-1} [1 - 2(a^{(k)})^2]. \quad (34)$$

We intend to extract the exponent  $\mu$  for the first-return probability distribution, which on a finite but large system of size  $N \rightarrow \infty$  behaves as

$$Q_0(t) \sim t^{-\mu} e^{-t/\tau_N} \quad (t \rightarrow \infty), \quad (35)$$

where  $\tau_N$  is a cut-off time scale that diverges in some form with  $N$ . As the physics of the return probabilities at any finite time should not change if the system size becomes infinite independently, it must be  $\mu > 1$  for  $Q_0(t)$  to remain normalizable. Based on that observation [14], we need to calculate the first two moments of  $Q_0(t)$ , corresponding to an expansion of  $\tilde{Q}_0(z)$  to 2nd order in  $\epsilon = 1 - z$ , to extract  $\mu$ . Since  $\mu > 1$ , the normalization integral

$$\mathcal{N} \sim \int_0^\infty dt t^{-\mu} e^{-t/\tau_N} \sim O(1) \quad (36)$$

is dominated by its behavior for small  $t$ , which is irrelevant in detail except for the fact that it makes the integral become a constant independent of  $\tau_N$ . If we further assume that  $\mu < 2$ , then for all  $m \geq 1$ , the integrals for those  $m$ th moments *do* diverge with  $\tau_N$ ,

$$\langle t^m \rangle_N \sim \frac{1}{\mathcal{N}} \int_0^\infty dt t^{m-\mu} e^{-t/\tau_N} \sim \tau_N^{m+1-\mu}. \quad (37)$$

From the ratio of  $\langle t \rangle_N$  and  $\langle t^2 \rangle_N$ , we obtain then

$$\mu = \lim_{N \rightarrow \infty} 2 + \frac{1}{1 - \frac{\langle t^2 \rangle_N}{\langle t \rangle_N}}. \quad (38)$$

Luckily, due to the leading zero in  $1 - 4(a^{(K)})^2$ , any other factor in Eq. (34) only needs to be expanded to first order in  $\epsilon$ . Extending the Ansatz in Eq. (25) for  $a^{(k)}$  to 2nd order, we obtain here:

$$\begin{aligned} a^{(K)} &\sim \frac{1}{2} - \frac{1}{2} \times 4^K \epsilon + 5 \times 16^K \epsilon^2 + \dots, \\ 1 - 4(a^{(K)})^2 &\sim 8 \times 4^K \epsilon + 116 \times 16^K \epsilon^2 + \dots, \\ 1 - 2(a^{(K)})^2 &\sim \frac{1}{2} + 4 \times 4^K \epsilon + \dots, \\ \prod_{k=0}^{K-1} [1 - 2(a^{(k)})^2] &\sim \prod_{k=0}^{K-1} \left[ \frac{1}{2} + 4 \times 4^k \epsilon + \dots \right], \\ &\sim 2^{-K} \left[ 1 + 8\epsilon \sum_{k=0}^{K-1} 4^k + \dots \right], \\ &\sim 2^{-K} + \frac{8}{3} 2^K \epsilon + \dots \end{aligned}$$

Inserting these expressions into Eq. (34), we get

$$\tilde{Q}_0 \sim 1 - 16 \times 2^K \epsilon + \frac{952}{3} \times 8^K \epsilon^2 + \dots \quad (39)$$

The moments of  $Q_0(t)$  are obtained via derivatives of  $\tilde{Q}_0(z)$ , i. e.

$$\langle t^m \rangle = \left[ z \frac{d}{dz} \right]^m \tilde{Q}_0(z)|_{z=1}. \quad (40)$$

Applied to Eq. (39), we calculate for the dominant asymptotics of the moments:

$$\begin{aligned} \langle t \rangle_K &\sim 2^K \sim N, \\ \langle t^2 \rangle_K &\sim 8^K \sim N^3, \end{aligned}$$

which from Eq. (38) leads to the familiar first-return exponent of a one-dimensional walk,

$$\mu = \frac{3}{2}. \quad (41)$$

## 2. RG for the random walk on HN3

We follow the discussion for one-dimensional walkers above to model diffusion on HN3. The lesson of the previous section is that we only need to consider the bulk equations to extract the diffusion exponent  $d_w$ , and supplement with the calculation on the final system at the end of the  $k = K$ th step of the RG to obtain the first-return exponent for a system of size  $N = 2^{K+1}$ . We can section the line into segments centered around sites  $l$  with

$i = 1$  in Eq. (1), i. e.  $n = 2(2j + 1)$ . Such a site  $l = n$  is surrounded by two sites of odd index, which are *mutually* linked. Furthermore,  $n$  is linked by a long-distance jump to a site also of type  $i = 1$  at  $l = n \pm 4$  in the neighboring segment, where the direction does not matter here. The sites  $l = n \pm 2$ , which are shared at the boundary between adjacent segments also have even index, but their value of  $i \geq 2$  is undetermined and irrelevant for the immediate RG step, as they have a long-distance jump to some sites  $l = m_{\pm}$  at least eight sites away.

In each segment in the bulk, the master-equation reads

$$\begin{aligned} P_{n+2,t+1} &= \frac{1-p}{2} [P_{n+3,t} + P_{n+1,t}] + p P_{m_+,t}, \\ P_{n+1,t+1} &= \frac{1-p}{2} [P_{n+2,t} + P_{n,t}] + p P_{n-1,t}, \\ P_{n,t+1} &= \frac{1-p}{2} [P_{n+1,t} + P_{n-1,t}] + p P_{n\pm 4,t}, \quad (42) \\ P_{n-1,t+1} &= \frac{1-p}{2} [P_{n,t} + P_{n-2,t}] + p P_{n+1,t}, \\ P_{n-2,t+1} &= \frac{1-p}{2} [P_{n-1,t} + P_{n-3,t}] + p P_{m_-,t}. \end{aligned}$$

Here,  $p$  is the (uniform) probability for a walker to take a long-range jump, whereas  $(1-p)/2$  is the probability to jump either left or right towards a nearest-neighbor site along the backbone. Without restriction of generality, let us assume that we happened to let all walks start from a site within this segment. Note that, unlike for the  $1d$ -walk above, there are *three* distinct types of sites even in the bulk of this problem:  $P_{n\pm 2,t}$ ,  $P_{n\pm 1,t}$ , and  $P_{n,t}$ . In principle, one could expect three distinct return-time behaviors as a result. We will demonstrate below that, indeed, different sites possess differences in their return-time behavior, depending on their level in the hierarchy, but all scale with the same exponent  $\mu$ . Here, we choose to have the walk start on site  $n-2$  within this segment:

$$P_{l,0} = \delta_{l,n-2}. \quad (43)$$

Using the generating function in Eq. (20) on Eqs. (42-43) yields:

$$\begin{aligned} \tilde{P}_{n+2} &= a [\tilde{P}_{n+3} + \tilde{P}_{n+1}] + c [\tilde{P}_{n+4} + \tilde{P}_n] + p_2 \tilde{P}_{m_+}, \\ \tilde{P}_{n+1} &= b [\tilde{P}_{n+2} + \tilde{P}_n] + p_1 \tilde{P}_{n-1}, \\ \tilde{P}_n &= a [\tilde{P}_{n+1} + \tilde{P}_{n-1}] + c [\tilde{P}_{n+2} + \tilde{P}_{n-2}] + p_2 \tilde{P}_{n\pm 4}, \\ \tilde{P}_{n-1} &= b [\tilde{P}_n + \tilde{P}_{n-2}] + p_1 \tilde{P}_{n+1}, \quad (44) \\ \tilde{P}_{n-2} &= a [\tilde{P}_{n-1} + \tilde{P}_{n-3}] + c [\tilde{P}_n + \tilde{P}_{n-4}] + p_2 \tilde{P}_{m_-} + 1, \end{aligned}$$

where we have again absorbed the parameters  $p$  and  $z$  into general ‘‘hopping rates’’, which are initially

$$\begin{aligned} a^{(0)} &= b^{(0)} = \frac{z}{2} (1-p), \\ c^{(0)} &= 0, \\ p_1^{(0)} &= p_2^{(0)} = zp. \end{aligned} \quad (45)$$

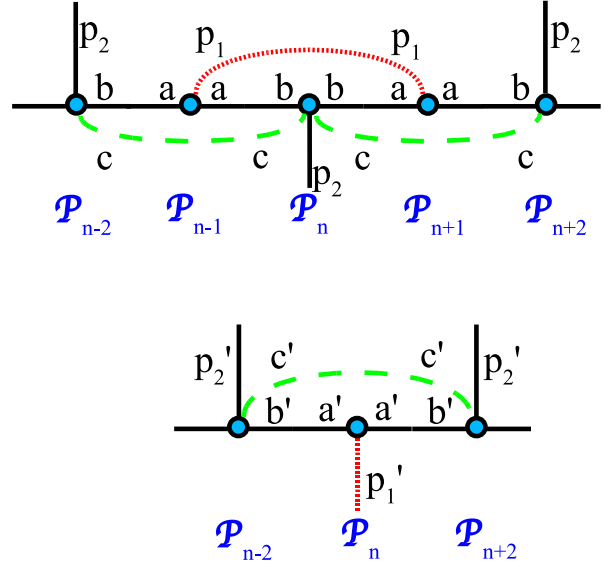


FIG. 9: Depiction of the (exact) RG step for random walks on HN3. Hopping rates from one site to another along a link are labeled at the originating site. The RG step consists of tracing out odd-labeled variables  $\tilde{P}_{n\pm 1}$  in the top graph and expressing the renormalized rates ( $a', b', c', p_1', p_2'$ ) on the bottom in terms of the ones ( $a, b, c, p_1, p_2$ ) from the top. The node  $\tilde{P}_n$ , bridged by a (dotted) link between  $\tilde{P}_{n-1}$  and  $\tilde{P}_{n+1}$ , is special as it *must* have  $n = 2(2j + 1)$  and is to be decimated at the following RG step, justifying the designation of  $p_1'$ . Note that the original graph in Fig. 1 does not have the green, dashed links with hopping rates ( $c, c'$ ), which *emerge* during the RG recursion.

Note that we have added new terms with a parameter  $c$ , which is zero initially. As Fig. 9 depicts, such links are not present in the original network HN3, but have to be taken into account during the RG process. In all, a surprising number of parameters, five in all, is required even for the most symmetric set of initial conditions to obtain a closed set of RG recursion equations. Unlike for the one-dimensional walk in Eq. (21), the parameters  $a$  and  $b$  here do not express a directional bias or drift along the backbone. Instead, they are necessary merely to distinguish between hops out of (currently) odd and even sites, respectively, as shown in Fig. 9.

The RG update step consist of eliminating from these five equations those two that refer to an odd index,  $n \pm 1$ . As a first step, adding the two relations referring to the indices  $n \pm 1$ , we obtain

$$\tilde{P}_{n+1} + \tilde{P}_{n-1} = \frac{b}{1-p_1} [\tilde{P}_{n+2} + 2\tilde{P}_n + \tilde{P}_{n-2}],$$

which allows us to eliminate any reference to odd sites  $n \pm 1$  from the middle relation in (44). Furthermore,



solving for  $\tilde{P}_{n\pm 1}$  explicitly,

$$\tilde{P}_{n\pm 1} = \frac{b}{1-p_1^2} \tilde{P}_{n\pm 2} + \frac{bp_1}{1-p_1^2} \tilde{P}_{n\mp 2} + \frac{b}{1-p_1} \tilde{P}_n,$$

and inserting into the relations for  $\tilde{P}_{n\pm 2}$  in Eq. (44) results in

$$\begin{aligned} \tilde{P}_{n+2} &= \frac{[ab+c(1-p_1)](1+p_1)}{1-p_1^2-2ab} [\tilde{P}_{n+4} + \tilde{P}_n] \\ &\quad + \frac{abp_1}{1-p_1^2-2ab} [\tilde{P}_{n+6} + \tilde{P}_{n-2}] \\ &\quad + \frac{p_2(1-p_1^2)}{1-p_1^2-2ab} \tilde{P}_{m+}, \\ \tilde{P}_n &= \frac{ab+c(1-p_1)}{1-p_1-2ab} [\tilde{P}_{n+2} + \tilde{P}_{n-2}] \\ &\quad + \frac{p_2(1-p_1)}{1-p_1-2ab} \tilde{P}_{n\pm 4}, \\ \tilde{P}_{n-2} &= \frac{[ab+c(1-p_1)](1+p_1)}{1-p_1^2-2ab} [\tilde{P}_n + \tilde{P}_{n-4}] \\ &\quad + \frac{abp_1}{1-p_1^2-2ab} [\tilde{P}_{n+2} + \tilde{P}_{n-6}] \\ &\quad + \frac{p_2(1-p_1^2)}{1-p_1^2-2ab} \tilde{P}_{m-} + \frac{1-p_1^2}{1-p_1^2-2ab}. \end{aligned} \quad (46)$$

Given that  $n$  is only once divisible by 2, either  $n-2$  or  $n+2$  must be divisible by 2 at most twice, and we assume without restriction of generality that  $n+2$  satisfies this description, whereas  $n-2$  is divisible by a higher power of 2. (This also selects the upper sign in the index “ $n\pm 4$ ”). As in Eq. (29), we now add the proper superscript for the  $k$ th RG step and obtain the renormalized generating functions at step  $k+1$  as

$$\tilde{P}_l^{(k+1)} = \frac{1-(p_1^{(k)})^2-2a^{(k)}b^{(k)}}{1-(p_1^{(k)})^2} \tilde{P}_{2l}^{(k)}. \quad (47)$$

The proportionality factor in this relation arises from the necessity to preserve the unity of the initial condition, as in Eq. (29) above. Note that we would have obtained the *identical* factor, if we had chosen to start the walker from the central site  $n$  instead of  $n+2$ . Starting at a site like  $n\pm 1$ , in turn, would have provided a different factor,

$$\tilde{P}_l^{(k+1)} = \frac{1-p_1^{(k)}-2a^{(k)}b^{(k)}}{1-p_1^{(k)}} \tilde{P}_{2l}^{(k)}, \quad (48)$$

potentially leading to a distinct return-time behavior. Yet, asymptotically for large times and distances both alternatives prove identical to sufficiently high order as to not affect the scaling discussed below.

Proceeding with the RG step, the role of the central site in the new segments is then specified via  $\frac{n+2}{2} \rightarrow n$  such that  $\tilde{P}_{n-2}^{(k)} \rightarrow \tilde{P}_{n-2}^{(k+1)}$ ,  $\tilde{P}_n^{(k)} \rightarrow \tilde{P}_{n-1}^{(k+1)}$ ,  $\tilde{P}_{n+2}^{(k)} \rightarrow$

$\tilde{P}_n^{(k+1)}$ , and correspondingly for the functions on the left-hand side of Eqs. (46), which now reads

$$\begin{aligned} \tilde{P}_n^{(k+1)} &= a^{(k+1)} [\tilde{P}_{n+1}^{(k+1)} + \tilde{P}_{n-1}^{(k+1)}] \\ &\quad + c^{(k+1)} [\tilde{P}_{n+2}^{(k+1)} + \tilde{P}_{n-2}^{(k+1)}] + p_2^{(k+1)} \tilde{P}_{n\pm 4}^{(k+1)}, \\ \tilde{P}_{n-1}^{(k+1)} &= b^{(k+1)} [\tilde{P}_n^{(k+1)} + \tilde{P}_{n-2}^{(k+1)}] + p_1^{(k+1)} \tilde{P}_{n+1}^{(k+1)}, \\ \tilde{P}_{n-2}^{(k+1)} &= a^{(k+1)} [\tilde{P}_{n-1}^{(k+1)} + \tilde{P}_{n-3}^{(k+1)}] \\ &\quad + c^{(k+1)} [\tilde{P}_n^{(k+1)} + \tilde{P}_{n-4}^{(k+1)}] \\ &\quad + p_2^{(k+1)} \tilde{P}_{m-}^{(k+1)} + 1, \end{aligned} \quad (49)$$

These equations have *exactly* the desired form of the corresponding unrenormalized ones in Eqs. (44), necessitating renormalization recursions for the parameters of the form

$$\begin{aligned} a^{(k+1)} &= \frac{[a^{(k)}b^{(k)} + c^{(k)}(1-p_1^{(k)})](1+p_1^{(k)})}{1-(p_1^{(k)})^2-2a^{(k)}b^{(k)}}, \\ b^{(k+1)} &= \frac{a^{(k)}b^{(k)} + c^{(k)}(1-p_1^{(k)})}{1-p_1^{(k)}-2a^{(k)}b^{(k)}}, \\ c^{(k+1)} &= \frac{a^{(k)}b^{(k)}p_1^{(k)}}{1-(p_1^{(k)})^2-2a^{(k)}b^{(k)}}, \\ p_1^{(k+1)} &= \frac{p_2^{(k)}(1-p_1^{(k)})}{1-p_1^{(k)}-2a^{(k)}b^{(k)}}, \\ p_2^{(k+1)} &= \frac{p_2^{(k)}[1-(p_1^{(k)})^2]}{1-(p_1^{(k)})^2-2a^{(k)}b^{(k)}}. \end{aligned} \quad (50)$$

The analysis of the fixed points for  $k \rightarrow \infty$  of Eqs. (50) is surprisingly subtle. Of course, we obtain a rather simple fixed point for the choice of  $p = 0$ , which eliminates all long-range jumps. Then,  $c^{(k)}$ ,  $p_1^{(k)}$ , and  $p_2^{(k)}$  vanish for  $k = 0$  in the initial conditions in (45) and remain zero for all  $k > 0$ , according to Eqs. (50). As a consequence, the distinction between  $a^{(k)}$  and  $b^{(k)}$  disappears and both recursions reduce *exactly* to that for the unbiased one-dimensional walk in Eq. (27) with  $a^* = b^* = \frac{1}{2}$ , leading to ordinary diffusion with  $d_w = 2$  and  $\mu = \frac{3}{2}$ , as discussed in Sec. IV A 1. Clearly, this fixed point is unstable with respect to variations in  $p$ .

For *any* probability  $p > 0$  inserted in Eqs. (45), the recursions in (50) evolve towards an apparent fixed point at  $a^* = b^* = c^* = 0$  and  $p_1^* = p_2^* = 1$ . But these recursions are *singular* at such a fixed point, requiring a more detailed investigation. If we choose an arbitrarily small  $\delta > 0$  and set  $p = 1 - \delta$ , we find that for all  $k \geq 0$  it is  $a^{(k)} \sim b^{(k)} \sim c^{(k)} = O(\delta)$  and  $p_1^{(k)} \sim p_2^{(k)} = 1 - O(\delta)$ .

Hence, setting  $\delta = 0$  in the end indeed validates this fixed point. Yet, the physics of this fixed point, corresponding to choosing  $p = 1$ , is trivial and does not reflect the numerical observations: Strictly for  $p = 1$  there is *no* transport at all along the backbone, and any walker is confined forever to jump back-and-forth on the first long-range link it accesses, which would imply  $d_w = \infty$  in Eq. (17). For any choice of  $0 < p < 1$ , no matter how close to unity  $p$  gets, at long-enough times the walker “escapes” along the backbone sufficiently often to explore ever-longer jumps both, to prevent confinement and to exceed ordinary diffusion. Thus, we must conclude that even this confinement fixed point is unstable and there has to be a third fixed point, at least.

To find this fixed point, we have to move beyond looking at the stationary behavior ( $k = \infty$ ) of Eqs. (50). Although Eqs. (50) represent a five-dimensional parameter space, there do not appear to be any further stationary points reachable from the initial conditions in Eqs. (45) aside from those two already discussed. As all flow appears to converge towards the singular confinement fixed point, we make an Ansatz inserted into Eqs. (50) for  $k \gg 1$  that explores asymptotically the boundary layer [15] in its vicinity:

$$y^{(k)} \sim A_y \alpha^{-k} \quad (y \in \{a, b, c, 1 - p_1, 1 - p_2\}), \quad (51)$$

with the assumption that  $\alpha > 1$ . Expanding Eqs. (50) to leading order in  $\alpha^{-k}$ , we find an over-determined system of equations

$$\begin{aligned} \frac{1}{\alpha} A_a &= \frac{1}{\alpha} A_b = \frac{A_a^2}{A_{1-p_1}} + A_c, \\ \frac{1}{\alpha} A_c &= \frac{A_a^2}{2A_{1-p_1}}, \\ \frac{1}{\alpha} A_{1-p_1} &= A_{1-p_2} - \frac{2A_a^2}{A_{1-p_1}}, \\ \frac{1}{\alpha} A_{1-p_2} &= A_{1-p_1} - \frac{A_a^2}{A_{1-p_1}}. \end{aligned} \quad (52)$$

Exercising the freedom to choose  $A_a = 1$ , we find

$$\begin{aligned} A_b &= A_a = 1, \\ A_c &= \frac{1}{2\phi}, \\ A_{1-p_1} &= 2, \\ A_{1-p_2} &= \phi^2, \end{aligned} \quad (53)$$

where

$$\phi = \frac{\sqrt{5} + 1}{2} = 1.6180 \dots \quad (54)$$

is the “golden ratio” [16], and obtain the eigenvalue equation

$$\alpha^3 (\alpha + 3) = 8. \quad (55)$$

It has a unique solution that satisfies the condition on the boundary layer,  $\alpha > 1$ , namely

$$\alpha = \frac{2}{\phi} = 1.2361 \dots \quad (56)$$

Thus, we found another fixed point, lurking in the boundary layer of the confinement fixed point but with very distinct physical properties from it. Each reduction of the system size by a factor of 2 is accompanied by a rescaling of the hopping parameters by a factor of  $\alpha^{-1}$ , bringing them closer to confinement, yet, leaving just enough room to escape and find still longer jumps. In fact, at this point of the analysis it is not even obvious whether these ever less frequent escapes from total confinement ultimately would result in sub-diffusive, normal, or super-diffusive behavior.

The leading-order Ansatz in Eq. (51) merely provided the existence of a third fixed point at infinite times. Extending the analysis to include finite-time corrections (i. e.,  $\epsilon = 1 - z \ll 1$ ), we include first-order corrections,

$$y^{(k)} \sim A_y \alpha^{-k} \{1 + \epsilon B_y \beta^k + \dots\}, \quad (57)$$

expand the recursions in (50) in  $\epsilon$ , and then also use the fact that  $\alpha^{-k}$  is small. Using the leading-order constants  $A_y$  in Eqs. (53), also the next-leading constants  $B_y$  are determined self-consistently. We extract, again uniquely,

$$\beta = 2\alpha = \frac{4}{\phi} \quad (58)$$

and find, choosing  $B_a = 1$ ,

$$\begin{aligned} B_b &= B_a = 1, \\ B_c &= \frac{4}{5}\phi, \\ B_{1-p_1} &= -\frac{6}{5}, \\ B_{1-p_2} &= -\frac{8}{5\phi^2}. \end{aligned} \quad (59)$$

Accordingly, time rescales as

$$T \rightarrow T' = \frac{4}{\phi} T, \quad (60)$$

and we obtain from Eq. (17) with  $T \sim L^{d_w}$  for the diffusion exponent for HN3:

$$d_w = 2 - \log_2 \phi = 1.30576 \dots \quad (61)$$

Our simulations in Fig. 10 are in excellent agreement with this result for  $d_w$ .

To extract the scaling behavior of the first-return distribution  $Q_0(t)$  defined in Eq. (35), we proceed similar to the discussion in Sec. IV A 1. Here, we will find that different sites behave differently with respect to their return-time behavior, which is not surprising as the hierarchy of long-range jumps restricts translational invariance along the backbone. As in the discussion of first

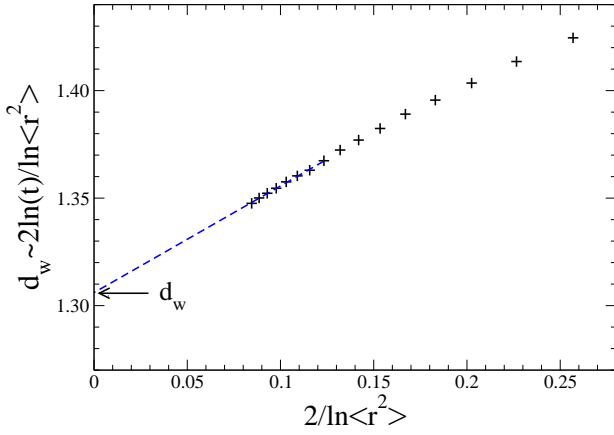


FIG. 10: Plot of the results from simulations of the mean-square displacement of random walks on HN3 displayed in Fig. 1. More than  $10^7$  walks were evolved up to  $t_{\max} = 10^6$  steps to measure  $\langle r^2 \rangle_t$ . The data is extrapolated according to Eq. (17), such that the intercept on the vertical axis determines  $d_w$  asymptotically. The exact result from Eq. (61) is indicated by the arrow.

returns in Sec. IV A 1, we anticipate that we need an expansion of the parameters to order  $\epsilon^2$ , i. e., we extend the Ansatz in Eq. (57) even further. We find that it is sufficient to use

$$\begin{aligned} y^{(k)} &\sim A_y \alpha^{-k} \{1 + \epsilon B_y \beta^k + \epsilon^2 C_y \beta^{2k} + \dots\} \\ &\sim A_y \left\{ \alpha^{-k} + \epsilon B_y 2^k + \epsilon^2 C_y (4\alpha)^k + \dots \right\} \end{aligned} \quad (62)$$

with

$$\begin{aligned} C_a &= C_b = \frac{121}{25} \frac{\phi}{16}, \\ C_c &= \frac{121}{25} \frac{\phi^2}{16}, \\ C_{1-p_1} &= -\frac{121}{25} \frac{\phi}{16}, \\ C_{1-p_2} &= -\frac{121}{25} \frac{1}{16\phi}, \end{aligned} \quad (63)$$

where we have also dropped at each order in  $\epsilon$  terms that grow less than the leading exponential in  $k$ . For the coefficients  $C_y$  there is no freedom to choose, as they are a result of quadratic terms of the previous order,  $\epsilon B_y \beta^k$ ; other terms with that freedom are subdominant.

As for Eq. (30), after  $k = K - 1$  RG steps, the system has reduced to an elementary graph consisting of a single segment like that one shown in Fig. 9 (left) with  $n = 2$  but with  $p_2 = 0$ . Now, all even sites ( $l = 0, 2, 4$ ) are no longer connected to a long-range jump. (Jumps of rate  $c$  do not count as long-range, since  $c \rightarrow 0$  for  $k \rightarrow \infty$ , whereas  $p_1 \sim p_2 \rightarrow 1$ .) We therefore consider two (extreme) possibilities: (1) Returns to a starting point at the boundary ( $l = 0, N$ ) or central site ( $l = N/2$ ) on the network, and (2) returns to a site ( $l = N/4$  or  $l = 3N/4$ ) with the longest-possible long-range jump on the original network.

First, we consider case (1) of starting at a boundary site, say,  $l = 0$ . It is easy to show that the central site  $l = N/2$  behaves identical to those on the boundary, and furthermore, even making the boundary sites more accessible by using periodic boundary conditions does not change the conclusion. We solve the system of equations

$$\begin{aligned} \tilde{P}_0 &= a \tilde{P}_1 + c \tilde{P}_2 + 1, \\ \tilde{P}_1 &= 2b \tilde{P}_0 + b \tilde{P}_2 + p_1 \tilde{P}_3, \\ \tilde{P}_2 &= a [\tilde{P}_1 + \tilde{P}_3] + 2c [\tilde{P}_0 + \tilde{P}_4], \\ \tilde{P}_3 &= b \tilde{P}_2 + 2b \tilde{P}_4 + p_1 \tilde{P}_1, \\ \tilde{P}_4 &= a \tilde{P}_3 + c \tilde{P}_2, \end{aligned} \quad (64)$$

where we have suppressed the superscript  $(K-1)$  on the generating function and the parameters alike. [As we have learned from the  $1d$ -walk in Eq. (30), the hopping parameters originating from the boundary sites  $l = 0$  and  $l = 4$  have to be doubled due to the reflecting boundaries.] The solution for  $\tilde{P}_0$  of this system of equations yields

$$\tilde{P}_0 = \frac{(1 - 2c^2)(1 - p_1^2) - 2ab[1 + (1 + 2c)(1 + p_1)] + 2a^2b^2}{[(1 - p_1)(1 - 2c) - 4ab](1 + 2c)(1 + p_1 - 2ab)}. \quad (65)$$

Notice that *both*, numerator and denominator, decay asymptotically like  $\sim 1 - p_1^2$  near the stable fixed point. Dividing out that behavior, both behave as  $1 + y^{(K)}$  with  $y^{(K)}$  as in Eq. (62), where  $y$  here stands for a mix of coefficient that results from multiplying out the terms in numerator and denominator, respectively. Since we do not expect any spurious cancellations, the ratio of these two expressions *also* results in the form  $1 + y^{(K)}$ . Hence, making superscripts reappear, we find from Eq. (62)

$$\frac{1}{\tilde{P}_0^{(K-1)}} \sim 1 + \mathcal{B} \epsilon 2^K + \mathcal{C} \epsilon^2 (4\alpha)^K + \dots, \quad (66)$$

where we have also dropped the  $\alpha^{-K}$ -term in order  $\epsilon^0$  and marked constants that are unimportant for the scaling with  $K$  by calligraphy script. Using Eq. (47) inserted into the relation for  $\tilde{Q}_0$  in Eq. (33), we find

$$\begin{aligned} \tilde{Q}_0 &= 1 - \frac{1}{\tilde{P}_0^{(0)}} \\ &= 1 - \frac{1}{\tilde{P}_0^{(K-1)}} \prod_{k=0}^{K-2} \left[ 1 - \frac{2a^{(k)}b^{(k)}}{(p_1^{(k)})^2} \right]. \end{aligned} \quad (67)$$

Ignoring at most a finite number of factors in the product (hence, missing an overall constant  $\mathcal{A}$ ), we can expand the remaining factors in the product using the asymptotic

expansion in Eq. (62) for  $1 \ll k \leq K-2 \rightarrow \infty$ :

$$\begin{aligned}
& \prod_{k=0}^{K-2} \left[ 1 - \frac{2a^{(k)}b^{(k)}}{1 - (p_1^{(k)})^2} \right] \\
& \sim \mathcal{A} \prod_{k \gg 1}^{K-2} \left[ 1 - \alpha^{-k} + \mathcal{D} \epsilon 2^k + \mathcal{E} \epsilon^2 (4\alpha)^k + \dots \right], \\
& \sim \mathcal{A} \left[ 1 - \mathcal{D} \epsilon \sum_{k \gg 1}^{K-2} 2^k + \mathcal{E} \epsilon^2 \sum_{k \gg 1}^{K-2} (4\alpha)^k + \dots \right], \\
& \sim \mathcal{A} + \mathcal{F} \epsilon 2^K + \mathcal{G} \epsilon^2 (4\alpha)^K + \dots \quad (68)
\end{aligned}$$

Note that  $0 < \mathcal{A} < 1$ , as each factor in the product must be between  $\frac{1}{2}$  and 1 for any choice the probability  $p$ . Inserting Eqs. (66) and (68) into Eq. (67), we obtain

$$\tilde{Q}_0 \sim (1 - \mathcal{A}) + \mathcal{H} \epsilon 2^K + \mathcal{I} \epsilon^2 (4\alpha)^K + \dots \quad (69)$$

This result implies first that returns to sites like  $l = 0, N/2, N$  are *not* recurrent because walks may escape forever with a finite probability  $\mathcal{A}$ . Finally, an application of Eq. (40) produces

$$\begin{aligned}
\langle t \rangle_K & \sim 2^K \sim N, \\
\langle t^2 \rangle_K & \sim (4\alpha)^K \sim N^{\log_2(4\alpha)},
\end{aligned}$$

hence, with Eq. (38) and  $\alpha = 2/\phi$ :

$$\mu = 2 - \frac{1}{2 - \log_2(\phi)} = 1.23416\dots \quad (70)$$

A relation of this form,  $\mu = 2 - 1/d_w$ , is commonly found for Lévy flights [17], and the result is again borne out by our simulations, see Fig. 11.

Case (2), referring to walkers starting near the longest jump in the network, is represented by the system

$$\begin{aligned}
\tilde{P}_0 & = a \tilde{P}_1 + c \tilde{P}_2, \\
\tilde{P}_1 & = 2b \tilde{P}_0 + b \tilde{P}_2 + p_1 \tilde{P}_3 + 1, \\
\tilde{P}_2 & = a \left[ \tilde{P}_1 + \tilde{P}_3 \right] + 2c \left[ \tilde{P}_0 + \tilde{P}_4 \right], \\
\tilde{P}_3 & = b \tilde{P}_2 + 2b \tilde{P}_4 + p_1 \tilde{P}_1, \\
\tilde{P}_4 & = a \tilde{P}_3 + c \tilde{P}_2,
\end{aligned} \quad (71)$$

with the constant term from the initial conditions now near an odd site, say,  $l = 1$ . Solving for the launch site of the walk, we find

$$\tilde{P}_1 = \frac{1 - 2c - ab(3 - 2c)}{[(1 - p_1)(1 - 2c) - 4ab](1 + p_1 - 2ab)}. \quad (72)$$

Note that in this case *only* the denominator of  $\tilde{P}_1 = \tilde{P}_1^{(K-1)}$  decays with  $1 - p_1$  on approaching the stable fixed point which will ensure that  $\tilde{P}_{N/4}^{(0)}$  diverges, making

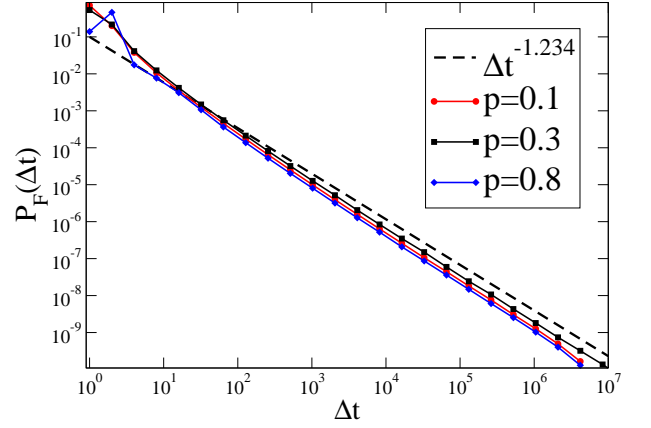


FIG. 11: Plot of the probability  $Q(\Delta t)$  of first returns to the origin after  $\Delta t$  update steps on a system of unlimited size. Data was collected for three different walks on HN3 with  $p = 0.1$  (circles),  $p = 0.3$  (squares), and  $p = 0.8$  (diamonds). The data with the smallest and largest  $p$  exhibit strong transient effects. The exact result in Eq. (70),  $\mu = 1.234\dots$ , is indicated by the dashed line.

this process recurrent on behalf of Eq. (33). In contrast to Eq. (66), we find here

$$\begin{aligned}
& \frac{1}{\tilde{P}_1^{(K-1)}} \quad (73) \\
& \sim (1 - p_1) \left[ 1 + \mathcal{J} \epsilon 2^K + \mathcal{K} \epsilon^2 (4\alpha)^K + \dots \right], \\
& \sim A_{1-p_1} \alpha^{-K+1} \left[ 1 + \mathcal{J} \epsilon 2^K + \mathcal{K} \epsilon^2 (4\alpha)^K + \dots \right] \\
& \quad \left[ 1 + \epsilon B_{1-p_1} (2\alpha)^{K-1} + \epsilon^2 C_{1-p_1} (2\alpha)^{2K-2} + \dots \right], \\
& \sim (2\alpha) \alpha^{-K} \left[ 1 + \mathcal{L} \epsilon (2\alpha)^K + \mathcal{M} \epsilon^2 (2\alpha)^{2K} + \dots \right],
\end{aligned}$$

where the last step is justified by the observation that the leading terms order-by-order in  $\epsilon$  in the first square bracket dominate over those in the second.

We have to apply Eq. (48) for this case to obtain

$$\tilde{P}_{\frac{N}{4}}^{(0)} = \tilde{P}_1^{(K-1)} \prod_{k=0}^{K-2} \frac{1 - p_1^{(k)}}{1 - p_1^{(k)} - 2a^{(k)}b^{(k)}}$$

and from Eq. (33):

$$\begin{aligned}
\tilde{Q}_{\frac{N}{4}} & = 1 - \frac{1}{\tilde{P}_{\frac{N}{4}}^{(0)}}, \\
& = 1 - \frac{1}{\tilde{P}_1^{(K-1)}} \prod_{k=0}^{K-2} \left[ 1 - \frac{2a^{(k)}b^{(k)}}{1 - p_1^{(k)}} \right]. \quad (74)
\end{aligned}$$

The product in Eq. (74) behaves identically to that discussed above in Eq. (68) and hence will not alter the overall form of the expansion when multiplying  $1/\tilde{P}_1^{(K-1)}$  in

Eq. (73). Then we get

$$\begin{aligned}\tilde{Q}_{\frac{N}{4}} &\sim 1 - (2\alpha)\alpha^{-K} \left[ 1 + \mathcal{N}\epsilon(2\alpha)^K + \mathcal{O}\epsilon^2(2\alpha)^{2K} + \dots \right], \\ &\sim 1 - (2\alpha)\alpha^{-K} + \mathcal{P}\epsilon 2^K + \mathcal{Q}\epsilon^2(4\alpha)^K + \dots\end{aligned}\quad (75)$$

This result is almost identical to that for returns to the origin above in Eq. (69), except that sites at the longest jump in the system are recurrent, i. e.,  $\tilde{Q}_{N/4} \equiv 1$  for large systems ( $K \rightarrow \infty$ ) and times ( $\epsilon = 1 - z \rightarrow 0$ ). (Presumably recurrence will gradually degrade from the strictly recurrent sites at the highest level in the hierarchy to those at the lowest.) Yet, the scaling of return times in form of the exponent  $\mu$  is described by Eq. (70) for *all* sites.

### B. Generating Function for Random Walks on HN4

Next, we consider a random walk on HN4. The ‘‘master-equation’’ [14] for the probability of the walker to be at site  $n$ , as defined in Eq. (1), at time  $t$  is given by

$$\begin{aligned}P_{n,t} &= \frac{1-p}{2} [P_{n-1,t-1} + P_{n+1,t-1}] \\ &\quad + \frac{p}{2} [P_{n-2^{i+1},t-1} + P_{n+2^{i+1},t-1}],\end{aligned}\quad (76)$$

where  $p$  is the probability to make a long-range jump. (Throughout, we considered  $p$  uniform, independent of  $n$  or  $t$ ). To make the connection between  $n$  and  $i$  explicit, we rewrite Eq. (76) as

$$\begin{aligned}P_{2^i(2j+1),t} &= \frac{1-p}{2} [P_{2^i(2j+1)-1,t-1} + P_{2^i(2j+1)+1,t-1}] \\ &\quad + \frac{p}{2} [P_{2^i(2j-1),t-1} + P_{2^i(2j+3),t-1}], \\ P_{0,t} &= \frac{1-p}{2} [P_{-1,t-1} + P_{1,t-1}] + pP_{0,t-1}.\end{aligned}\quad (77)$$

Note that the case  $n = 0$  is not covered by Eq. (1) and, hence, must be treated separately. Here, we choose the site  $n = 0$  to be the only one connected to itself such that HN4 is 4-regular throughout, as depicted in Fig. 2.

It is straightforward to apply the generating function in Eq. (20) again, assuming, for simplicity, the initial condition

$$P_{n,0} = \delta_{n,0}.\quad (78)$$

We obtain

$$\begin{aligned}\tilde{P}_{2^i(2j+1)} &= \frac{1-p}{2} z \left[ \tilde{P}_{2^i(2j+1)-1} + \tilde{P}_{2^i(2j+1)+1} \right] \\ &\quad + \frac{p}{2} z \left[ \tilde{P}_{2^i(2j-1)} + \tilde{P}_{2^i(2j+3)} \right], \\ \tilde{P}_0 - 1 &= \frac{1-p}{2} z \left[ \tilde{P}_{-1} + \tilde{P}_1 \right] + pz\tilde{P}_0.\end{aligned}\quad (79)$$

While the overall structure of this problem is even more symmetric than for HN3 in Sec. IV A 2, a RG treatment does not seem possible in this case. Tracing out all odd sites would immediately interconnect *all* other remaining sites. (The resulting infinite set of coupled equations may have certain symmetry properties that would lend themselves for a recursive treatment. We have not yet explored such a possibility.)

In contrast to an ordinary lattice, say, it is also not straightforward to solve this equation by a Fourier transform such as

$$F(z, \phi) = \sum_{n=-\infty}^{\infty} \tilde{P}_n(x) e^{n\phi I},\quad (80)$$

defining  $I = \sqrt{-1}$ . Considering the  $1-p$  terms, originating from nearest-neighbor jumps, and the  $p$  terms, originating from long-range jumps, in Eqs. (79) separately provides for regularly-space patterns, level-by-level in the hierarchy. But the mixing of nearest-neighbor and long-range jumps destroys this regularity. Hence, we resort to transforming the Eqs. (79) in each level  $i$  with a partial transform,

$$\Pi_i(z, \phi) = \sum_{j=-\infty}^{\infty} \tilde{P}_{2^i(2j+1)}(z) \exp\{2^i(2j+1)\phi I\}.\quad (81)$$

Inserting Eq. (81) and application of the general theorem

$$\sum_{i=1}^{\infty} \sum_{j=-\infty}^{\infty} f_{2^i(2j+1)\pm 1} = \sum_{j=-\infty}^{\infty} f_{2j+1} - f_{\pm 1},\quad (82)$$

which results because  $2^i(2j+1)$  for  $i \geq 1$  exactly runs over all even numbers  $\neq 0$  and over all odd numbers for  $i = 0$ , yields for Eqs. (79):

$$\begin{aligned}\sum_{i=1}^{\infty} \Pi_i [1 - pz \cos(2^{i+1}\phi)] \\ = (1-p)z \cos \phi \Pi_0 + 1 - (1-pz)\tilde{P}_0, \\ \Pi_0 [1 - pz \cos(2\phi)]\end{aligned}\quad (83)$$

$$= (1-p)z \cos \phi \sum_{i=1}^{\infty} \Pi_i + (1-p)z \cos \phi \tilde{P}_0.$$

We can combine both relations to get

$$\begin{aligned}1 &= [1 - zp - (1-p)z \cos \phi] F \\ &\quad + zp \sum_{i=0}^{\infty} [1 - \cos(2^{i+1}\phi)] \Pi_i,\end{aligned}\quad (84)$$

using Eqs. (80) and (81) to eliminate  $\tilde{P}_0$  via

$$\begin{aligned}\sum_{i=0}^{\infty} \Pi_i &= \sum_{i=0}^{\infty} \sum_{j=-\infty}^{\infty} \tilde{P}_{2^i(2j+1)} \exp\{2^i(2j+1)\phi I\}, \\ &= \sum_{n=-\infty}^{\infty} \tilde{P}_n e^{n\phi I} - \tilde{P}_0, \\ &= F - \tilde{P}_0.\end{aligned}\quad (85)$$

At this point, there does not seem to be any further progress possible on Eq. (84), due to the term  $\sum_i \Pi_i \cos(2^{i+1}\phi)$ , which resembles a Weierstrass function [18]. At best, one could try to extract information about the moments of the walk,

$$\langle n^k \rangle_t = \sum_{n=-\infty}^{\infty} n^k P_{n,t},$$

via the moment-generating function

$$\begin{aligned} M_k(z) &= \sum_{t=0}^{\infty} \langle n^k \rangle_t z^t, \\ &= [-I\partial_\phi]^k F(z, \phi)|_{\phi=0}. \end{aligned} \quad (86)$$

Note that the 2nd moment  $M_2(z)$  already would provide the exponent  $d_w$  on behalf of the definition in Eq. (17). [All odd moments vanish, of course, as Eq. (84) is even in  $\phi$ .] The 0th moment, setting  $\phi = 0$  in Eq. (84), simply results in

$$M_0(z) = \frac{1}{1-z},$$

which just demonstrates that everything is properly normalized,  $\mathcal{N}_t = \langle n^0 \rangle_t = \sum_{n=-\infty}^{\infty} P_{n,t} = 1$ , at all times  $t$ . But already the 2nd moment would lead to terms containing  $\sum_i \Pi_i 4^i$ , which we can not account for, even at  $\phi = 0$  and in the limit  $z \rightarrow 1^-$ .

Instead, we note that the long-time behavior is dominated by the long-range jumps, as discussed for HN3 in Sec. IV A 2. To simplify matters, we set  $p = 1/2$  here, although any finite probability would lead to the same conclusions. We make an ‘‘annealed’’ approximation, i. e., we assume that we happen to be at some site  $n$  in Eq. (1) with probability  $1/2^i$ , corresponding to the relative frequency of such a site, yet independent of time or history. This ignores the fact that in the network geometry a long jump of length  $2^i$  can be followed *only* by another jump of that length or a jump of unit length, and that many intervening steps are necessary to make a jump of length  $2^{i+1}$ , for instance. Here, at each instant the walker jumps a distance  $2^i$  left or right irrespectively with probability  $1/2^{i+1}$ , and we can write

$$\mathcal{P}_{n,t} = \sum_{n'} T_{n,n'} \mathcal{P}_{n',t-1} \quad (87)$$

with

$$T_{n,n'} = \frac{a-1}{2a} \sum_{i=0}^{\infty} a^{-i} (\delta_{n-n',b^i} + \delta_{n-n',-b^i}), \quad (88)$$

where  $a = b = 2$ . Eqs. (87-88) are identical to the Weierstrass random walk discussed in Refs. [18, 19] for arbitrary  $1 < a < b^2$ . There, it was shown that  $d_w = \ln(a)/\ln(b)$ , which leads to the conclusion that  $d_w = 1$  in Eq. (17) for HN4, as has been predicted (with logarithmic corrections) on the basis of numerical simulations in Ref. [11].

## V. CONCLUSIONS

We have show how the powerful tools of the dynamic renormalization group [14] allow to dissect this intricate random walk problem on the planar network HN3 with a ‘‘hidden’’ fixed point. Indeed, using a boundary-layer analysis, we unravel the irregular singularity of the dominant fixed point in a five-dimensional parameter space, resulting in a set of exact, non-trivial exponents describing super-diffusive transport. Adding just one more link to each site, we obtain a non-planar network HN4 which possess an even higher degree of symmetry, yet, for which we can only develop an equation for the generator and an alternative ‘‘annealed’’ treatment which provides results that are consistent with simulations. (We believe that a proper exploitation of the symmetry in HN4, which eludes us here, will ultimately make exact results possible.)

Aside from the singular fixed point, HN3 serves further as an instructive example for a network in which nodes have heterogeneous recurrence properties. The diffusion exponent  $d_w$  is larger than the fractal dimension  $d_f = 1$  of the lattice backbone that the walk is embedded in, which usually implies recurrence [20, 21]. Here, the near-confined state of the walk favors recurrences to sites in higher levels of the hierarchy, although the associated first-return exponent is the same for all sites for the time distribution of any given return.

We should also mention that our results for HN3 can have an alternative interpretation. If we ignore the one-dimensional lattice backbone and instead consider the network as graph without particular embedding, then Eq. (4) for the diameter, or more specifically the average growth in neighborhood  $S_d \sim d^2$  with jump-distance  $d$  found in Fig. 6, implies that the fractal dimension for that graph is  $d_f = 2$ . The RG would discover the then-observed asymmetry between the backbone and long-range jumps (even when starting with  $p = 1/3$ ) and lead to the same analysis. Yet, with all distances now being (on average) measured as the square-root of their separation along the backbone, also the mean-square displacement in Eq. (17) needs to be reevaluated, yielding a diffusion exponent twice its previous value,  $d_w = 2(2 - \log_2 \phi) = 2.61 \dots$ . In this interpretation,  $d_w > d_f$  still applies, but walks are now sub-diffusive in this measure. Of course, an exponent that is independent of such a metric, like the purely event-base first return probability, does *not* change. In turn, the relation between  $d_w$  and  $\mu$  fails, consistent with the fact that the walk can no longer be considered a Lévy flight.

Finally, our results suggest that many other interesting transport phenomena, such as voter models, exclusion processes, or self-organized critical phenomena can be fruitfully studied on these networks, which are sufficiently complex for interesting results but sufficiently simple to be tractable. Especially in light of the tremendous interest in complex dynamics on designed structures, we hope that these networks can make a useful

contribution [7, 8, 9, 22].

---

- [1] P. Erdős and A. Rényi, in *The Art of Counting* (MIT, Cambridge, 1973).
- [2] B. Bollobas, *Random Graphs* (Academic Press, London, 1985).
- [3] A. N. Berker and S. Ostlund, *Journal of Physics C: Solid State Physics* **12**, 4961 (1979).
- [4] A. A. Migdal, *J. Exp. Theo. Phys.* **42**, 743 (1976).
- [5] L. P. Kadanoff, *Ann. Phys.* **100**, 359 (1976).
- [6] B. B. Mandelbrot, *The Fractal Geometry of Nature* (Freeman, San Francisco, 1982).
- [7] A.-L. Barabasi, E. Ravasz, and T. Vicsek, *Physica A* **299**, 559 (2001).
- [8] J. S. Andrade, H.-J. Herrmann, R. F. S. Andrade, and L. R. da Silva, *Phys. Rev. Lett.* **94**, 018702 (2005).
- [9] Z. Zhang, S. Zhou, L. Fang, J. Guan, and Y. Zhang, *Europhysics Letters* **79**, 38007 (2007).
- [10] B. W. Southern and A. P. Young, *J. Phys. C: Solid State Phys.* **10**, 2179 (1977).
- [11] S. Boettcher, B. Gonçalves, and H. Guclu, *J. Phys. A: Math. Theo.* **41**, 252001 (2008).
- [12] S. Boettcher and B. Gonçalves (arxiv:0802.2757).
- [13] D. J. Watts and S. H. Strogatz, *Nature* **393**, 440 (1998).
- [14] S. Redner, *A Guide to First-Passage Processes* (Cambridge University Press, Cambridge, 2001).
- [15] C. M. Bender and S. A. Orszag, *Advanced Mathematical Methods for Scientists and Engineers* (McGraw-Hill, New York, 1978).
- [16] M. Livio, *The Golden Ratio: The Story of PHI, the World's Most Astonishing Number* (Broadway Books, New York, 2003).
- [17] R. Metzler and J. Klafter, *J. Phys. A: Math. Gen.* **37**, R161 (2004).
- [18] B. D. Hughes, M. F. Shlesinger, and E. W. Montroll, *Proc. Natl. Acad. Sci.* **78**, 3287 (1981).
- [19] M. F. Shlesinger, G. M. Zaslavsky, and J. Klafter, *Natur* **363**, 31 (1993).
- [20] E. M. Bollt and D. ben Avraham, *New Journal of Physics* **7**, 26 (2005).
- [21] S. Condamin, O. Benichou, V. Tejedor, R. Voituriez, and J. Klafter, *Nature* **450**, 77 (2007).
- [22] M. Hinczewski and A. Berker, *Phys. Rev. E* **73**, 066126 (2006).