

# Quantum computation and the evaluation of tensor networks.

Itai Arad <sup>\*</sup>  
and Zeph Landau <sup>†</sup>

February 9, 2010

## Abstract

We present a quantum algorithm that additively approximates the value of a tensor network to a certain scale. When combined with existing results, this provides a complete problem for quantum computation. The result is a simple new way of looking at quantum computation in which unitary gates are replaced by tensors and time is replaced by the order in which the tensor-network is “swallowed”. We use this result to derive new quantum algorithms that approximate the partition function of a variety of classical statistical mechanics models, including the Potts model.

## 1 Introduction

The discovery by Peter Shor in 1994 of a quantum algorithm for factoring  $n$  digit numbers in  $poly(n)$  steps stimulated a large amount of interest in the power of quantum computation [Sho97]. Since then, the search for quantum algorithms that provide exponential speedup over the best known classical algorithms has yielded a number of results: algorithms for a number of group and number theoretic problems that, like Shor’s algorithm, use the quantum Fourier transform as the essential ingredient (e.g. [Wat01, Kup03, vDHI03, Hal07]), an algorithm for an oracle graph problem that uses the notion of a quantum random walk [CCD<sup>+</sup>03], and recently, algorithms for approximating combinatorial and topological quantities such as the Jones Polynomial and the Tutte polynomial [FKW02, FKLW02, AJL06, AAEL07]. These last algorithms related to the Jones and Tutte Polynomial are fundamentally different from the previous algorithms. The work presented here began as a study of the core features of these algorithms.

This work presents a simple new way of looking at quantum computation. The consequences are a) new quantum algorithms, b) the casting of the aforementioned Jones Polynomial and Tutte polynomial results in a new light, and c) a new geometric view of quantum computation that will hopefully lead to more new algorithms.

The fundamental object for this new view is a *tensor network* which we now briefly describe (a precise description of tensor networks is given in Section 2). A tensor network  $T(G, \mathcal{M})$ , is a graph  $G$ , a finite set of colors that can be used to label the edges of  $G$ , along with a finite array of data  $M_v \in \mathcal{M}$  assigned to each vertex  $v \in V$  of the graph. This finite set of data  $M_v$  is of the following form: for each possible coloring of the edges incident to the vertex  $v$ , the vertex is assigned a complex number. Thus for a given coloring  $l$  of all the edges of the graph, each vertex

---

<sup>\*</sup>Department of Electrical Engineering and Computer Sciences, University of California at Berkeley, CA.  
E-mail: arad.itai@gmail.com

<sup>†</sup>Department of Electrical Engineering and Computer Sciences, University of California at Berkeley, CA.

has an assigned value – we denote the product of these values by  $c_l$ . The value of a tensor network  $T(G, \mathcal{M})$  is defined to be the sum of  $c_l$  over all possible labelings  $l$  of  $G$ .

The notion of a tensor network geometrically captures many fundamental linear algebra concepts such as inner product, matrix multiplication, the trace of a matrix, composition of linear maps, and the dual space, to mention a few. Loosely speaking, it is these features that fundamentally link tensor networks both to quantum computation and to the various combinatorial and topological objects discussed in this paper.

Here, we give a quantum algorithm that takes as input a tensor network and gives as output an additive approximation of the value of the tensor network to a certain scale. Together with previous results [SDV06, ALM06], this provides a complete problem for quantum computation. We then apply this result to two classes of problems.

First we give new quantum algorithms for approximating an important quantity associated to a host of statistical mechanical models. Statistical mechanical models attempt to model macroscopic behavior of physical systems made from a very large number of microscopic systems that interact with each other. In this paper, we consider a broad class of models, called  $q$ -state models, an example of which is the well known Potts model. These models are described by a graph where the vertices are thought to be in one of  $q$  possible states. For a given assignment of states to the vertices, the energy of the model is given by a sum of local energy contributions of each edge, where the local energy is some function of the states of the two endpoints of the edge. The partition function of the model is the sum over all possible assignment of states of the vertices, of a particular exponential function of the energy of the model for that assignment (see section 5 for the details). It turns out that many interesting macroscopic properties of the system can be deduced solely from the partition function. These include the average energy of the system, its entropy, specific heat, and more elaborate properties such as phase-transitions [Cal85]. The calculation of the partition function is therefore an important task in the theory of statistical physics. Here we apply the main result to give an additive approximation of the partition function of any  $q$ -state statistical mechanical model.

Second, we show how a specific application of the main result is used as an essential step in the recent quantum algorithms for additively approximating the Jones and Tutte polynomials.

The fact that the approximations are additive and depend on the approximation scale is by no means a minor point: if the approximation scale is very large, the algorithm will produce estimates that are trivial, or at least no better than a classical approximation.

So what can be said about the approximation scale in the algorithms presented in this paper? In general, of course, our result shows that there are plenty of problems (i.e., tensor networks) for which the level of approximation is non-trivial (assuming the power of quantum computation exceeds that of classical computation.) With respect to statistical mechanical models, a recent result contained in [VdNDR08] shows that the approximation scale of the algorithms presented here for certain non-physical statistical mechanical models is small enough to solve a BQP-complete problem. Whether the approximation scale is non-trivial for the statistical mechanics models with physical parameters remains unknown, though for a certain range of parameters the scale is superior to any classical algorithm known to the authors.

Neither tensor networks nor additive approximations are new to the study of quantum computation. The fact that highly entangled quantum states, as well as quantum operations, can be efficiently represented by tensor networks has been the backbone of many studies that simulate quantum systems. (see, for example, Refs. [Vid03, Vid04, VC04, MS05, SDV06, VdNDVB07,

Vid07, HKH<sup>+</sup>08]).

Separately, as mentioned, additive approximations and quantum computation have been linked with the recent results that give quantum algorithms for additively approximating the Jones polynomial of braids and the Tutte polynomial of planar graphs, as well as the complementary results that show that for certain parameters, these approximations are complete quantum problems [FKW02, FKLW02, AJL06, AAEL07]. Motivated by the Jones polynomial result, the computational complexity of additive approximations has been further investigated in [BFLW05].

The view of quantum computation as an additive approximation of tensor networks provides a useful unifying lens through which to view these two classes of results. The above mentioned results related to classical simulation can be seen as showing that certain restrictions on the form of a tensor network allow for classical evaluation. The algorithmic results for the Jones and Tutte polynomial, as well as the statistical mechanical algorithms presented here, can be seen as the quantum approximation of specific tensor networks whose value is a quantity of interest.

An interesting consequence of the main result presented here is that two core features of quantum circuits: the unitarity of the gates, and the notion of time (i.e. that the gates have to be applied in a particular sequence) are replaced by more flexible features. The unitary gate is replaced by an arbitrary linear map encoded in each tensor. The notion of time and sequential order of a circuit is replaced by the geometry of the underlying graph of the tensor network along with a choice of “bubbling” of the network, a concept that is explained in Sec. 3. Unlike a quantum circuit, which is ordered in a unique way, a given tensor-network has many possible babbings.

An outline of this paper is as follows. We begin by giving precise definitions of tensor networks in Sec. 2, and then in Sec. 3 we prove the central structural theorem: that the approximation of tensor networks with the scale prescribed is a problem a quantum computer can perform efficiently (Theorem 3.4). Section 4 then shows that this approximation problem is a complete problem for quantum computation. In addition, Sec. 4 contains a discussion of the approximation error of this result when applied to particular families of tensor networks. We then present quantum algorithms for approximating the partition function of the statistical mechanics models in Sec. 5 (which include the Ising, clock, and Potts model). Sec. 6 contains a brief discussion of tensor networks related to some topological invariants. We offer a summary and discussion in Sec. 7.

## 2 Preliminaries

### 2.1 Notation

We fix a  $q$  dimensional Hilbert space  $H = \mathbb{C}^q$  and an orthonormal basis for  $H$  which we denote by  $\{|0\rangle, |1\rangle, \dots, |q-1\rangle\}$ . For a finite set  $S$ ,  $|S|$  will denote the number of elements of  $S$ . A graph  $G$  will be denoted by a pair  $(V, E)$ , where  $V$  is the set of vertices and  $E$  is the set of edges.

For any linear operator  $A$  over some Hilbert space  $H$ , the norm of  $A$  shall mean the operator norm of  $A$  and be denoted by  $\|A\|$ . The term  $poly(t)$  shall be used to denote some unspecified polynomial function of  $t$ .

### 2.2 Tensor Networks

Tensors are mathematical objects that appear in many branches of mathematics and physics. They can be defined in many ways; for our purposes, we define them as follows:

**Definition 2.1 (A Tensor)** A tensor  $\mathbf{M}$  of rank  $k$  and dimension  $q$  is an array of  $q^k$  numbers that are denoted by  $M_{i_1, \dots, i_k}$ , with  $i_s$ ,  $1 \leq s \leq k$  being indices that take on the values  $0 \leq i_s \leq q-1$ .

In the rest of the paper, we will always assume that all of the tensors we deal with are of complex numbers and are tensors of a fixed dimension  $q$ .

We now describe a couple of useful operations on tensors. Given a rank- $k$  tensor  $\mathbf{A}$  and a rank- $\ell$  tensor  $\mathbf{B}$ , the *product*  $\mathbf{A} \otimes \mathbf{B}$  shall be the rank  $(k + \ell)$  tensor that is just the tensor product of the two tensors:

$$(\mathbf{A} \otimes \mathbf{B})_{i_1 \dots i_k, j_1 \dots j_\ell} \stackrel{\text{def}}{=} A_{i_1 \dots i_k} B_{j_1 \dots j_\ell} .$$

For a rank- $k$  tensor  $\mathbf{A}$ , and two indices  $\ell, m$ ,  $1 \leq \ell < m \leq k$ , the *contraction* of  $\mathbf{M}$  with respect to  $\ell$  and  $m$  shall be the rank  $k - 2$  tensor  $\mathbf{C}$  given by the following equation:

$$\underbrace{C_{i_1 \dots i_k}}_{\text{no } i_\ell \text{ and } i_m} \stackrel{\text{def}}{=} \sum_{s=0}^{q-1} A_{i_1 \dots i_{\ell-1}, s, i_{\ell+1} \dots i_{m-1}, s, i_{m+1} \dots i_k} .$$

Combining these two operations together, we can talk about the contraction of two tensors, which is the result of taking their product and then contracting the resulting tensor. For example, the tensor  $C_{i,j} = \sum_{k,\ell} A_{i,k,\ell} B_{j,k,\ell}$  is the contraction of the two rank-3 tensors  $A_{i,k,\ell}$  and  $B_{j,k,\ell}$  along the  $k, \ell$  indices. Notice also that

**Remark 2.1.1** *Contraction can be thought of as a generalization of the notions of inner product and matrix multiplication. The contraction of two rank-1 tensors can be seen as an inner product between two vectors. The matrix product formula  $C_{i,j} = \sum_k A_{i,k} B_{k,j}$  can be viewed as the contraction of the product of two rank-2 tensors  $\mathbf{A}$  and  $\mathbf{B}$  with respect to the second index of  $\mathbf{A}$  and the first index of  $\mathbf{B}$ .*

In general, we will be interested in the contraction of the product of many tensors over multiple indices. It is an important observation (that can be easily checked) that the order of products and contractions does not matter as long as we keep proper track of the appropriate indices.

This observation leads us to the central object of this paper, the *tensor network*. This is an extremely useful graphical picture of tensors, products, and contractions that we now describe. A rank- $k$  tensor  $\mathbf{A}$  shall be represented as a vertex with  $k$  edges incident to it – each edge shall correspond to one index of  $\mathbf{A}$ . The product of two tensors will be represented as the disjoint union of two such pictures and the contraction of a tensor along the  $\ell$  and  $m$  indices shall be represented by joining the edge corresponding to the  $\ell$ 'th index with the edge corresponding to the  $m$ 'th. With this description, a series of products and contractions of tensors becomes a graph with labeled vertices and a certain number of free edges. The number of free edges is exactly the rank of the tensor that results from the products and contractions. Examples of such diagrams are given in Fig. 1.

We shall be particularly interested in cases where all indices are contracted to yield a single number, or, equivalently, when the associated graph has no free edges:

**Definition 2.2 (Tensor network)** A tensor network is a product of tensors that are contracted together such that no free indices are left<sup>1</sup> It is denoted by  $T(G, \mathcal{M})$ , with  $G = (V, E)$  being a graph

---

<sup>1</sup>We note that in other works in quantum information, it is conventional to include also graphs with free edges in the definition of tensor networks. Nevertheless, here we narrow the definition to fully contracted graphs.

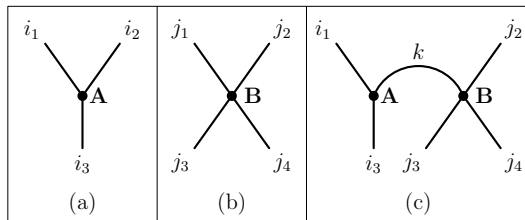


Figure 1: A graphical representation of tensors: Fig. (a) denotes a rank-3 tensors  $A_{i_1, i_2, i_3}$ , Fig. (b) denotes the rank-4 tensor  $B_{j_1, j_2, j_3, j_4}$ , and Fig. (c) denotes their contraction  $\sum_k A_{i_1, k, i_3} B_{k, j_2, j_3, j_4}$ . In the following, we will usually omit the labeling of tensors' indices.

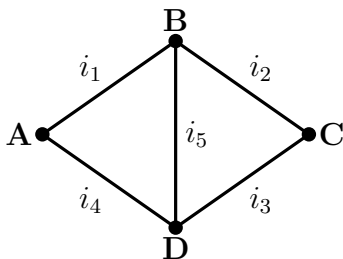


Figure 2: An example of a simple tensor network that is given by  $T(G, \mathcal{M}) = \sum_{i_1, \dots, i_5} A_{i_1, i_4} B_{i_1, i_5, i_2} C_{i_2, i_3} D_{i_3, i_5, i_4}$ .

and  $\mathcal{M} = \{\mathbf{M}_v | v \in V\}$  a set of tensors. For each  $v \in V$ , the rank of the tensor  $\mathbf{M}_v$  is equal to the degree of  $v$ , with every index of  $\mathbf{M}_v$  being associated with an adjacent edge of  $v$ . Finally, each edge denotes a contraction of the two indices that correspond to its ends. The value of the tensor network is the number that results from the series of products and contractions described by the network. When the context is clear we shall use  $T(G, \mathcal{M})$  to denote the value of the network as well as the network itself.

With these definitions, a tensor network is nicely described pictorially by a graph, as demonstrated in Fig. 2.

The definition of a tensor network motivates a different notation that will be especially helpful when studying statistical models. Given a tensor network  $T(G, \mathcal{M})$ , we define an *edge labeling*  $l$  to be an assignment of an integer  $0, 1, \dots, q-1$  to each edge of  $G$ . The network tensors can be viewed as *functions* of these labelings:  $M_v(l) \stackrel{\text{def}}{=} (M_v)_{i_1, \dots, i_k}$  where the value of the indices  $(i_1, i_2, \dots, i_k)$  are defined by the labeling  $l$ . With this notation, the value of a tensor network can be neatly written as a sum over all possible labeling of the edges:

$$T(G, \mathcal{M}) = \sum_{\text{labeling } l} \prod_{v \in V} M_v(l) . \quad (1)$$

### 2.3 Tensors as quantum states and quantum operators

There is an extremely useful relation between tensors and quantum states and quantum operators. Given a Hilbert space  $H^{\otimes k}$  (recall that  $H = \mathbb{C}^q$ ) with a fixed basis  $\{|i_1\rangle \otimes |i_2\rangle \cdots \otimes |i_k\rangle\}$ , there is a 1-1 mapping between rank- $k$  tensors of dimension  $q$  and vectors in the Hilbert space, given by:

$$\mathbf{M} \mapsto |M\rangle \stackrel{\text{def}}{=} \sum_{i_1, \dots, i_k=1}^q M_{i_1 \dots i_k} |i_1\rangle \otimes |i_2\rangle \otimes \cdots \otimes |i_k\rangle .$$

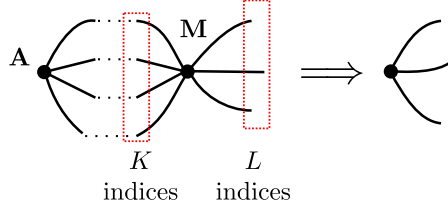


Figure 3: A graphical illustration of the action of the swallowing operator  $\mathbf{M}^{K,L}$ . It takes a  $k$ -rank tensor into a  $\ell$ -rank tensor by contracting its  $k$  indices with its  $K$  indices. The resultant contraction has  $\ell$  indices – the indices that come from the  $L$  indices of  $\mathbf{M}^{K,L}$ .

In addition, we can also identify tensors with *linear maps* from one Hilbert space to another. Given a rank- $n$  tensor  $\mathbf{M}$ , we partition the indices of  $\mathbf{M}$  into two sets  $K$  and  $L$ . Set  $k = |K|$ ,  $\ell = |L|$ . Then define  $\mathbf{M}^{K,L} : H^{\otimes k} \rightarrow H^{\otimes \ell}$  to be the map:

$$\mathbf{M}^{K,L} = \sum_{i_1 \dots i_k, j_1 \dots j_\ell} M_{i_1 \dots i_\ell, j_1 \dots j_k} |i_1\rangle \otimes \dots \otimes |i_\ell\rangle \langle j_1| \otimes \dots \otimes \langle j_k|, \quad (2)$$

where in the above sum the  $i$  variables range over all possible values of the indices in  $L$  and the  $j$  variables range over all possible values of the indices in  $K$ . We further note that although we wrote  $M_{i_1 \dots i_\ell, j_1 \dots j_k}$ , this will only be correct if the set  $L$  consisted of the first  $\ell$  indices of  $\mathbf{M}$  and  $L$  the last  $k$  indices. In general the  $i$  and  $j$  indices will be shuffled around to correspond to the locations of  $K$  and  $L$ . Alternatively, we can define  $\mathbf{M}^{K,L}$  inside the pictorial world of tensor-networks: it is the linear map that takes rank- $k$  tensors to rank- $\ell$  tensors. Given a rank- $k$  tensor  $\mathbf{A}$ , contract the  $k$  indices of  $\mathbf{A}$  with the indices  $K$  of  $\mathbf{M}$ , and the result is a rank- $\ell$  tensor with the indices  $L$ . This is demonstrated in Fig. 3.

## 2.4 Additive approximations

The main result of this paper shows that every (finite) tensor network admits an efficient quantum additive approximation. In this section we define this type of approximation.

Roughly speaking, an additive approximation algorithm for a quantity  $X$  provides an approximation within the range  $[X - \Delta/\text{poly}(n), X + \Delta/\text{poly}(n)]$  with  $\Delta$  being the approximation scale and  $n$  the running time of the algorithm. The approximation allows errors up to  $\Delta/\text{poly}(n)$ , whereas a *multiplicative* approximation only allows errors up to  $|X|/\text{poly}(n)$ . Since  $\Delta$  can be arbitrarily larger than  $|X|$ , we have a weaker notion of approximation. Nevertheless, it appears most suitable in describing the performance of many quantum algorithms, in particular those which deal with topological invariants such as the Jones polynomial [FLW02, FKW02, FKLW02, BFLW05, AJL06].

In [BFLW05] this type of approximation and its relation to quantum computation were studied. We therefore adopt their definition of this approximation with some minor adjustments.

**Definition 2.3 (Additive approximation)** *A function  $f : \{0, 1\}^* \rightarrow \mathbb{C}$  has an additive approximation with an approximation scale  $\Delta : \{0, 1\}^* \rightarrow \mathbb{R}_+$  if there exists a probabilistic algorithm that given any instance  $x \in \{0, 1\}^*$  and  $\varepsilon > 0$ , produces a complex number  $V(x)$  such that*

$$\Pr \left( |V(x) - f(x)| \geq \varepsilon \Delta(x) \right) \leq \frac{1}{4}, \quad (3)$$

*in a running time that is polynomial in  $|x|$  and  $\varepsilon^{-1}$ .*

Notice that we did not specify the type of approximation algorithm; it can be either classical or, as in this paper, quantum. Note also that the  $1/4$  parameter in the definition can be replaced by constant  $\delta \in (0, 1/2)$ , since we could reduce this error probability in polynomial time by taking several runs of the algorithm. Finally, notice that by setting  $\Delta(x) \stackrel{\text{def}}{=} |f(x)|$ , we recover the definition of an FPRAS (Fully Polynomial Randomized Approximation Scheme).

As noted in the introduction, additive approximation can be trivial if the approximation scale  $\Delta$  is too large. In the quantum case, the approximation scale might be non-trivial, yet it might be classically reproducible. We discuss this problem in Sec. 4.

### 3 Approximating a tensor network with a quantum computer

#### 3.1 Outline of the algorithm

We now describe the quantum algorithm that gives an additive approximation of a tensor network. We begin with an informal pictorial description of the algorithm. Given a tensor network, we imagine its graph embedded in  $\mathbb{R}^3$ , and a large bubble that approaches the graph and starts “swallowing” it one vertex at a time, as illustrated in Fig. 4. Every time it swallows a vertex, it also swallows some of its adjacent edges, while the rest of the adjacent edges are only “half swallowed”; they intersect with the boundary of the bubble. Thus between swallows, what remains are the vertices that we have not yet swallowed, the edges between those vertices, as well as half-edges that join swallowed vertices with un-swallowed ones. In the end, once all vertices have been swallowed, we are left with a rank-zero tensor that is simply a number – the value of the tensor-network.

Our algorithm will mimic this swallowing step by step by creating a state related to the tensor of the swallowed part of the graph. The act of swallowing a new vertex will be mirrored by an application of a “swallowing” operator. The swallowing of a graph can be therefore viewed as a generalization of a standard quantum computation, with the vertices being the gates, and the bubbling determines the order in which these gates are applied.

There is one obstacle, however, that one has to cross: the swallowing operators are linear, but not necessarily unitary. In order to implement them on a quantum computer, we will use a standard trick: we will simulate the non-unitary operator as a sub-unitary operator. This is done by adding an ancilla qubit to the system, followed by a global unitary operation, and then a projection on a specific subspace of the ancilla. The resultant state will be a scaled version of the vector we would have obtained by the non-unitary transformation, with the scaling factor being the norm of the non-unitary operator. As we shall see, this will result in an approximation scale that is the product of the norms of the swallowing operators.

#### 3.2 Bubbling and swallowing operators

We begin with formal definitions of a bubbling and the resultant swallowing operators discussed above.

**Definition 3.1 (Bubbling of a graph)** *A bubbling  $B$  of a graph  $G = (V, E)$  shall mean an ordering of all the vertices of  $G$ ,*

$$v_1, v_2, v_3, \dots \quad (4)$$

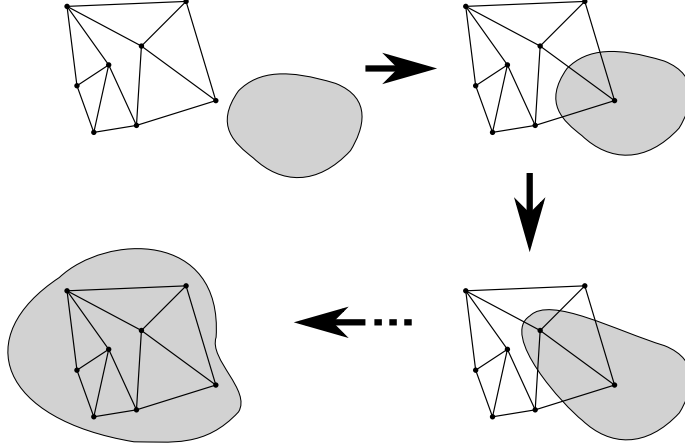


Figure 4: An illustration of a bubbling of a tensor network with 8 vertices. In the beginning, the bubble is away from the graph, but then it starts swallowing its vertices one by one. The process ends when all the vertices are inside the bubble.

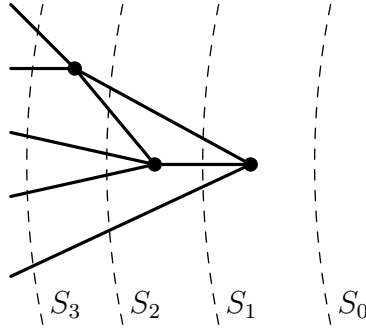


Figure 5: The first 4 stages of a bubbling of a graph.

This ordering induces a sequence of subsets

$$\emptyset = S_0 \subset S_1 \subset S_2 \subset \dots \subset S_{|V|} = V, \quad (5)$$

with  $S_i = \{v_1, \dots, v_i\}$ . For each  $i$ , we define  $Z_i \subset E$  to be the set of edges with exactly one endpoint in  $S_i$ . A graphical illustration of this process is shown in Fig. 4 and Fig. 5.

Given a tensor network  $T(G, \mathcal{M})$ , a bubbling  $B$  of  $G$  also defines a sequence  $\mathbf{A}_i$ ,  $0 \leq i \leq n$  of  $n + 1$  tensors as follows. For every  $i$ , cut the tensor network at the edges in  $Z_i$ ; this divides the network into two pieces, one piece contains all the vertices of  $S_i$ , the other contains the remaining vertices. Define  $\mathbf{A}_i$  to be the rank  $|Z_i|$  tensor represented by the first piece of the dissected graph (this corresponds to the tensor of the swallowed part of the graph in our informal description). For the special  $i = 0$  case,  $\mathbf{A}_0$  has no indices; it is a single number, which we define to be 1. The last tensor,  $\mathbf{A}_n$ , is also a zero-rank tensor: it corresponds to the contraction of the entire network, hence its value is  $T(G, \mathcal{M})$  – the number we are trying to approximate.

The relationship between  $\mathbf{A}_i$  and  $\mathbf{A}_{i+1}$  is clear:  $\mathbf{A}_{i+1}$  is obtained from  $\mathbf{A}_i$  by contracting it with  $\mathbf{M}_{v_i}$  over the indices in  $Z_i$ . This action is familiar, it is just the application of the map  $\mathbf{M}_{v_i}^{I,J}$  with  $I = Z_i$  contracted with the corresponding edges of  $\mathbf{A}_i$  in  $Z_i$ . This leads us to the following definition:



**Definition 3.2 (The swallowing operator)** Let  $T(G, \mathcal{M})$  be a tensor network with a bubbling  $B = (v_1, v_2, \dots, v_n)$ . For every integer  $i \in \{1, \dots, n\}$  define:

- $K$  to be the set of input edges – all edges in  $Z_{i-1}$  that are connected to  $v_i$ . These edges connect  $v_i$  to  $S_{i-1}$ .
- $L$  to be the set of output edges – all edges in  $Z_i$  that are connected to  $v_i$ . These edges connect  $v_i$  to  $V \setminus S_i$ .
- $J$  to be the set of untouched edges – edges in  $Z_{i-1}$  that are not adjacent to  $v_i$  (these edges must also be in  $Z_i$ ).

We define the swallowing operator  $\mathcal{O}_{v_i}$  to be a linear operator that takes states from  $H^{\otimes |Z_{i-1}|}$  to  $H^{\otimes |Z_i|}$  by

$$\mathcal{O}_{v_i} = \mathbb{1}_J \otimes \mathbf{M}_{v_i}^{K,L}, \quad (6)$$

where by  $\mathbb{1}_J$  we mean the identity operator on the indices corresponding to the untouched edges of  $J$ .

With this definition, it is clear that

$$|A_{i+1}\rangle = \mathcal{O}_{v_i} |A_i\rangle, \quad (7)$$

and we are ready to state the formal approximation algorithm in the next section.

### 3.3 Implementation on a quantum computer

As mentioned in the beginning of the section, the main technical difficulty in implementing the algorithm on a quantum computer is the fact that the swallowing operators might be non-unitary. The following lemma serves as the central building block of the algorithm. It shows the well-known result that any such operator can be implemented on a quantum computer using ancilla qubits, unitary operators and a final projection.

**Lemma 3.3** Given a linear map  $A : H^{\otimes k} \rightarrow H^{\otimes k}$ , let  $\mathbb{B}$  denote the space corresponding to a qubit with computational basis  $\{|0\rangle, |1\rangle\}$ . Then there exists a unitary operator  $U : H^{\otimes k} \otimes \mathbb{B} \rightarrow H^{\otimes k} \otimes \mathbb{B}$  such that

$$U(|\alpha\rangle \otimes |0\rangle) = \frac{1}{\|A\|} (A|\alpha\rangle) \otimes |0\rangle + |\beta_2\rangle \otimes |1\rangle. \quad (8)$$

Furthermore,  $U$  can be implemented on a quantum computer in time  $\text{poly}(q^k)$  with exponential accuracy. (where  $q$  is the dimension of  $H$ ).

**Proof:** Set  $m = q^k$ . Using the fact that every linear operator has a singular value decomposition, we can write  $\frac{1}{\|A\|} A = V_1 D V_2$  where  $V_1$  and  $V_2$  are unitaries and  $D$  is a diagonal matrix with diagonal entries

$$1 \geq r_1 \geq r_2 \geq \dots \geq r_m \geq 0. \quad (9)$$

Now define the map  $U_D : H^{\otimes k} \otimes \mathbb{B} \rightarrow H^{\otimes k} \otimes \mathbb{B}$  as follows: every vector in  $H^{\otimes k} \otimes \mathbb{B}$  can be written as unique super position

$$|\alpha\rangle = |\beta_0\rangle \otimes |0\rangle + |\beta_1\rangle \otimes |1\rangle . \quad (10)$$

Then action of  $U_D$  on  $|\alpha\rangle$  is defined by

$$U_D|\alpha\rangle \stackrel{\text{def}}{=} (D|\beta_0\rangle + \sqrt{1-D^2}|\beta_1\rangle) \otimes |0\rangle + (-\sqrt{1-D^2}|\beta_0\rangle + D|\beta_1\rangle) \otimes |1\rangle , \quad (11)$$

where  $\sqrt{1-D^2}$  is the diagonal matrix with  $i$ 'th entry  $\sqrt{1-r_i^2}$ . It is a simple calculation to verify that  $U_D$  is unitary. Setting  $U \stackrel{\text{def}}{=} (V_1 \otimes \mathbb{1}_{\mathbb{B}})U_D(V_2 \otimes \mathbb{1}_{\mathbb{B}})$ , Eq. (8) follows.

It remains to show that the operation of computing and applying  $U$  can be done in quantum  $\text{poly}(m)$  time (recall  $m = q^k$ ). The computation of the singular value decomposition can be done in classical  $\text{poly}(m)$  time. We are left to implement the three unitaries  $V_1 \otimes \mathbb{1}$ ,  $U_D$  and  $V_2 \otimes \mathbb{1}$ . Since these operators act on an  $2m$  dimensional space they are therefore  $(\log m)$ -local qubit operators. The simulation of unitary operators that act on  $\log m$  qubits is a standard procedure in quantum computation based on the Solovay-Kitaev theorem and can be done in  $\text{poly}(m)$  quantum time [KSV02, DN05] and thus the whole process can be completed in  $\text{poly}(m)$  time. ■

With this lemma in hand, we are ready to prove the central result of this paper:

**Theorem 3.4 (Additive quantum approximation of a tensor-network)** *Let  $G = (V, E)$  be a graph of maximal degree  $d$ , and let  $T(G, \mathcal{M})$  be a tensor-network of dimension  $q$  defined on  $G$ . For a given bubbling  $B = (v_1, v_2, v_3, \dots)$  of  $G$ , let  $\{\mathcal{O}_v\}_{v \in V}$  the corresponding swallowing operators from Def. 3.2. Then for any error parameter  $\varepsilon > 0$ , there exists a quantum algorithm that runs in  $|V| \cdot \varepsilon^{-2} \cdot \text{poly}(q^d)$  quantum time and outputs a complex number  $r$ , such that*

$$\Pr \left( |T(G, \mathcal{M}) - r| \geq \varepsilon \Delta \right) \leq \frac{1}{4} , \quad (12)$$

with

$$\Delta \stackrel{\text{def}}{=} \prod_{v \in V} \|\mathcal{O}_v\| . \quad (13)$$

**Proof:** We set  $n \stackrel{\text{def}}{=} |V|$ . As noted the end of Sec. 3.2, given a tensor network and a bubbling  $B = (v_1, \dots, v_n)$ , the process of swallowing defines a series of vectors that live in possibly different Hilbert spaces. We start with a normalized vector  $|\Omega\rangle$  that lives in a one-dimensional Hilbert space. Then

$$\begin{aligned} |A_1\rangle &= \mathcal{O}_{v_1}|\Omega\rangle , \\ |A_2\rangle &= \mathcal{O}_{v_2}|A_1\rangle = \mathcal{O}_{v_2}\mathcal{O}_{v_1}|\Omega\rangle , \\ &\vdots \\ |A_n\rangle &= \mathcal{O}_{v_n} \cdots \mathcal{O}_{v_1}|\Omega\rangle = T(G, M)|\Omega\rangle . \end{aligned} \quad (14)$$

The above states, of course, cannot be directly stored in a quantum computer because they are not necessarily normalized. We solve this problem by moving to a larger Hilbert space by adding ancilla qubits. Specifically, at the  $i$ 'th step, the state of swallowing process will be stored in a

normalized state  $|\psi_i\rangle$  that lives in the Hilbert space  $H^{\otimes |Z_i|} \otimes \mathbb{B}^{\otimes i}$ .  $H^{\otimes |Z_i|}$  is the space where  $|A_i\rangle$  lives (see Sec. 3.2), and  $\mathbb{B}^{\otimes i}$  is the space of  $i$  ancilla qubits. Any vector in that space can be uniquely expanded in the standard basis of the ancilla qubits:

$$|\phi\rangle = \sum_s |v_s\rangle \otimes |s\rangle. \quad (15)$$

Here  $|v_s\rangle \in H^{\otimes |Z_i|}$ , and  $|s\rangle$  is a standard basis element of the ancilla subspace that corresponds to the classical string  $s$  of  $i$  bits. In terms of this expansion, the state  $|\psi_i\rangle$ , which encapsulates the state of the swallowing process, will be given by

$$|\psi_i\rangle = \frac{1}{\|\mathcal{O}_{v_1}\| \cdots \|\mathcal{O}_{v_i}\|} |A_i\rangle \otimes \underbrace{|0\rangle \otimes \cdots \otimes |0\rangle}_{i \text{ ancilla qubits}} + \dots \quad (16)$$

In other words, projecting the ancilla qubits of  $|\psi_i\rangle$  on  $|0\rangle \otimes \cdots \otimes |0\rangle$ , will result in the state

$$\frac{|A_i\rangle}{\|\mathcal{O}_{v_1}\| \cdots \|\mathcal{O}_{v_i}\|}.$$

Notice that by Eqs. (14), the norm of this vector is necessarily smaller than or equal to 1.

Let now show that we can efficiently generate the  $|\psi_i\rangle$  states in Eq. (16) using a quantum computer. The proof is by induction. We start by generating  $|\psi_1\rangle$ . Denote by  $k$  the degree of the vertex  $v_1$ . Since this is the first vertex to be swallowed,  $\mathcal{O}_{v_1}$  has no input edges and exactly  $k$  output edges. Its domain is therefore a trivial one dimensional space, which is spanned by a normalized vector  $|\Omega\rangle$ , and its co-domain is  $H^{\otimes k}$ .

Then we define the operator  $\tilde{\mathcal{O}}_{v_1} : H^{\otimes k} \rightarrow H^{\otimes k}$  by

$$\tilde{\mathcal{O}}_{v_1} (|0\rangle \otimes \cdots \otimes |0\rangle) \stackrel{\text{def}}{=} \mathcal{O}_{v_1} |\Omega\rangle = |A_1\rangle \quad (17)$$

and  $\tilde{\mathcal{O}}_{v_1} |\alpha\rangle = 0$  for every  $|\alpha\rangle \in H^{\otimes k}$  that is orthogonal to  $|0\rangle \otimes \cdots \otimes |0\rangle$ . Notice that  $\|\tilde{\mathcal{O}}_{v_1}\| = \|\mathcal{O}_{v_1}\|$ . We initialize one extra ancilla qubit to  $|0\rangle$  and apply Lemma 3.3 to the all zero basis state to get

$$|\psi_1\rangle = \frac{1}{\|\mathcal{O}_{v_1}\|} |A_1\rangle \otimes |0\rangle + \dots \quad (18)$$

Here, as in Eq. (16), the 3 dots stand for the rest of the terms that one obtain when decomposing  $|\psi_1\rangle$  according to the standard basis of the ancilla qubit (in other words, here it would be some vector  $|\phi\rangle \otimes |1\rangle$ ). Notice also that the whole process can be done in  $\text{poly}(q^k) \leq \text{poly}(q^d)$  quantum time. This proves the  $i = 1$  case.

Assume now that we have “swallowed”  $i - 1$  vertices, and have created the state  $|\psi_{i-1}\rangle$ . By Def. 3.2,  $\mathcal{O}_{v_i} = \mathbb{1}_J \otimes M^{K,L}$ , with  $K$  corresponding to the set of input edges,  $L$  to the set of output edges, and  $J$  to the set of untouched edges that are not connected to  $v_i$ . We can therefore ignore all the registers that correspond to the untouched edges and concentrate only on the “active” registers  $K, L$ . These are at most  $d$  registers, each holding numbers between  $0, \dots, q - 1$ . All together they are therefore described by mostly  $d \log q$  qubits.

Define  $k = |K|$  and  $\ell = |L|$ , (note that  $k + \ell \leq d$ ), and assume first that  $k = \ell$ . Then we initialize one new qubit to  $|0\rangle$  and apply Lemma 3.3 to  $M^{K,L}$  (which is now a square matrix), and transform  $|\psi_{i-1}\rangle$  into  $|\psi_i\rangle$  with the property that

$$|\psi_i\rangle = \frac{1}{\|M^{K,L}\|} [\mathbb{1}_J \otimes M^{K,L} |A_{i-1}\rangle] \otimes \underbrace{|0\rangle \otimes \cdots \otimes |0\rangle}_{i \text{ qubits}} + \dots \quad (19)$$

Using the fact that  $\|M^{K,L}\| = \|\mathcal{O}_{v_i}\|$ , and that  $(\mathbb{1}_J \otimes M^{K,L})|A_{i-1}\rangle = \mathcal{O}_{v_i}|A_{i-1}\rangle = |A_i\rangle$ , we find that  $|\psi_i\rangle$  satisfies (16). Moreover, this transformation is done in  $\text{poly}(q^k) \leq \text{poly}(q^d)$  time.

When  $k < \ell$  we simply add  $\ell - k$  input registers and set them to  $|0\rangle$ . We redefine  $M^{K,L}$  to be a square matrix that operates identically as the original transformation, provided that the extra  $k - l$  registers are all set to  $|0\rangle$ , and otherwise acts as the zero operator. This guarantees that the  $M^{K,L}$  preserves its norm. We can now repeat the  $k = \ell$  case. Notice that this process can also be done in  $\text{poly}(q^\ell) \leq \text{poly}(q^d)$  time.

Similarly, in the  $k > \ell$  case, we add  $k - \ell$  output registers and redefine  $M^{K,L}$  to always set them to  $|0\rangle$ , hence preserving its norm. This finishes the proof of the induction.

Repeating this process all the way up to  $i = n$ , we generate in  $n \cdot \text{poly}(q^d)$  time the state

$$|\psi_n\rangle = \frac{T(G, \mathcal{M})}{\prod_i \|\mathcal{O}_{v_i}\|} \underbrace{|0\rangle \otimes \cdots \otimes |0\rangle}_{n \text{ ancilla qubits}} + \dots, \quad (20)$$

which lies in a Hilbert space that is composed entirely of ancilla qubits. We now use the Hadamard test (see Appendix A) to estimate the inner product of  $|\psi_n\rangle$  with  $|0\rangle \otimes \cdots \otimes |0\rangle$ . For any given  $\varepsilon > 0$ , we generate  $\mathcal{O}(\varepsilon^{-2})$  copies of  $|\psi_n\rangle$  and after the appropriate measurement, we obtain a complex number  $r'$  such that

$$\Pr \left[ \left| r' - T(G, \mathcal{M}) / \prod_i \|\mathcal{O}_{v_i}\| \right| \geq \varepsilon \right] \leq \frac{1}{4}. \quad (21)$$

All together, this is done in  $|V| \cdot \varepsilon^{-2} \cdot \text{poly}(q^d)$  time. Multiplying by  $\Delta = \prod_i \|\mathcal{O}_{v_i}\|$ , and outputting  $r = \Delta r'$ , proves the theorem. ■

We note that  $\Delta$ , the additive scale of approximation of a given tensor network, depends on the choice of bubbling. The issue of finding a good bubbling for a given tensor network is far from trivial. In fact, it is known that the closely-related problem of finding the tree width [MS05] of an arbitrary graph<sup>2</sup> is NP-hard [ACP87]. In the present work we treat the bubbling as an external object, given to us together with the tensor-network. In Sec. 5, where we construct tensor-networks that calculate the partition functions of classical models, we employ a simple bubbling that seems to have certain advantages, but in no way does this mean that these are optimal. Nevertheless, already from these examples it becomes clear how different bubbings can yield very different approximation scales for the same network.

## 4 The hardness and completeness of approximating a tensor network

As mentioned earlier, special attention needs to be paid to the nature of the additive approximation in Theorem 3.4. Additive approximations are tricky; the approximation scale  $\Delta$  might be exponentially larger than  $|T(G, \mathcal{M})|$ , in which case the output of the algorithm is meaningless. Unfortunately, ruling out this possibility is difficult: if we want to bound the ratio between  $\Delta$  and

---

<sup>2</sup>The tree width of a graph is equivalent to the best bubble width of a graph[ALM06]. For a given bubbling, the bubble width is the maximal number of edges crossing the bubble during the swallowing process. The best bubble width is therefore the minimal bubble width over all bubbings of the graph.

$|T(G, \mathcal{M})|$ , we must have some other, external estimate for the latter, which might generally be a difficult task.

We address this issue in a two ways. First, we will consider the *hardness* of the approximation. We will show that our additive approximation is BQP-hard for certain classes of networks, which will prove that the approximation is non-trivial for many instances of the problem.

Second, we will focus on the *completeness* of the approximation. We will argue that Theorem 3.4 can be viewed as a new way of casting quantum computation rather than as an approximation result.

We begin with a brief review of known complexity results for the evaluation of tensor networks.

## 4.1 Classical hardness results

Tensor-networks can be very hard to evaluate; they are the sum an exponential number of terms. A well-known example is the 3-coloring problem of a graph [Pap94]. We say that a graph  $G$  is 3-colorable if it is possible to color its vertices in one of 3 colors such that adjacent vertices would always be colored differently. Deciding whether a graph is 3-colorable or not is a famous NP-hard problem, even when restricted to the class of planar graphs of degree 4 [GJS74]. Moreover, counting the number of possible colorings is known to be a #P-complete problem (see, for example, [DGGJ04]). However, given a graph  $G = (V, E)$ , it is an easy exercise to construct a tensor network that counts its total number of 3-colorings: set  $q = 3$ , define the tensors at the vertices to give 1 if all their edges are colored identically and zero otherwise, and finally place new vertices in the middle of each edge, and define its tensor to give 0 when its two edges are labeled with the same color and 1 otherwise. We leave it to the reader to verify the correctness of this construction.

So exact evaluation of a tensor-network might be #P-hard. But what about approximations, in particular multiplicative approximation? As we allude to in Sec. 6, one can define a tensor-network that calculates the *Tutte polynomial* of a planar graph. This is a two-variable polynomial that can be defined for every graph  $G$ . It encodes an extremely wide range of interesting combinatorial properties of  $G$ , making it central in graph theory [Wel93, p. 45]. Its exact evaluation turns out to be #P-hard at all but trivial points [JVW90]. Moreover, recent results show that even a multiplicative approximation to it (FPRAS)<sup>3</sup> is NP-hard, (and sometimes even #P-hard) for a large part of the Tutte plane [GJ07]. Therefore there exists families of tensor-network for which FPRAS approximation is also NP-hard.

Finally, it turns out that additive approximations can also be NP-hard. Indeed, a simple construction in Theorem 4.4 of [BFLW05] shows that an additive approximation of the  $q$ -coloring problem with a scale  $\Delta = (q - 1 - \delta)^{|V|}$ , for any  $0 < \delta < q - 1$  and  $q \geq 3$  is NP-hard since it can be used to decide whether a graph is  $q$ -colorable.

## 4.2 Quantum hardness results

We now show that there exist classes of tensor-networks for which additive approximations are BQP hard. As we have seen in Sec. 2.3, tensor networks can represent quantum states, as well as linear maps over these states. It is not surprising that quantum circuits can be represented by tensor networks. Indeed, this observation appears in many recent studies that try to draw the border between quantum and classical complexities, characterize the nature of entanglement, and find efficient algorithms to simulate certain classes of quantum systems (see, for example,

---

<sup>3</sup>See the paragraph following Definition 2.3 for a definition of an FPRAS approximation.

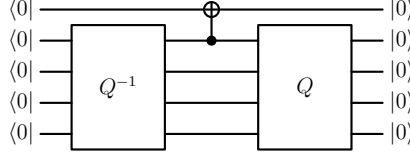


Figure 6: Constructing a quantum circuit  $U$  from another circuit  $Q$  such that  $\langle 0^{\otimes n}|U|0^{\otimes n}\rangle$  is equal to the probability measuring the first qubit of  $Q|0^{\otimes n}\rangle$  in the state  $|0\rangle$ .

Refs. [Vid03, Vid04, VC04, MS05, SDV06, ALM06, Vid07, HKH<sup>+</sup>08]). For sake of completeness, we show how this encoding can be done, but see [MS05] for a broader view.

Consider a quantum circuit  $Q = Q_L \cdot \dots \cdot Q_1$  that is defined on  $n$  qubits. Denote by  $p_0$  the probability of measuring a 0 in the last qubit of the original circuit  $Q$  applied to  $|0^{\otimes n}\rangle$ . To perform universal quantum computation, it is enough to distinguish between the cases when  $p_0 < 1/3$  and  $p_0 > 2/3$  for any circuit  $Q$ . We define a related circuit  $U$  on  $n + 1$  qubits:  $U$  applies  $Q$  to  $|0^{\otimes n}\rangle \stackrel{\text{def}}{=} |0\rangle^{\otimes n}$ , then copies the last qubit of  $Q$  to the additional qubit by a  $CNOT$  gate, and then applies  $Q^{-1}$  (see Fig. 6). It is a straightforward algebraic exercise to show that  $\langle 0^{\otimes n}|U|0^{\otimes n}\rangle = p_0$  for the original circuit  $Q$ . We will construct a tensor network whose value is  $T(G, \mathcal{M}) = \langle 0^{\otimes n}|U|0^{\otimes n}\rangle$  such that a straightforward bubbling of this network, which is associated with the original ordering of the circuit, will yield an approximation scale  $\Delta = 1$ . This will enable us to distinguish between the two cases  $\langle 0^{\otimes n}|U|0^{\otimes n}\rangle = p_0 \geq 2/3$  or  $\langle 0^{\otimes n}|U|0^{\otimes n}\rangle = p_0 \leq 1/3$  and thus show that the problem of additively approximating tensor networks to the scale described is quantum hard.

Let us now define the tensor-network. The dimension of every tensor is  $q = 2$ , corresponding to the the two possible values of a qubit. The network consists of 3 types of tensors:

- Every  $d$ -local gate  $Q$  is translated into a  $2d$ -rank tensor with  $d$  input edges and  $d$  output edges:

$$M_{k_1, \dots, k_d; \ell_1, \dots, \ell_d}^{(Q)} \stackrel{\text{def}}{=} \langle \ell_1 | \otimes \dots \otimes \langle \ell_d | Q | k_1 \rangle \otimes \dots \otimes | k_d \rangle \iff \begin{array}{c} \ell_1 \quad k_1 \\ \diagdown \quad \diagup \\ \bullet \\ \diagup \quad \diagdown \\ \ell_2 \quad k_2 \end{array} \quad (22)$$

- Every input qubit  $|0\rangle$  is translated into a rank-1 tensor

$$M_k^{|0\rangle} = \delta_{k,0} \iff \begin{array}{c} k \\ \bullet \end{array} \quad (23)$$

- Every output qubit  $\langle 0|$  is translated into a rank-1 tensor

$$M_\ell^{\langle 0|} = \delta_{\ell,0} \iff \begin{array}{c} \ell \\ \bullet \end{array} \quad (24)$$

Contracting these tensors according to the topological structure of the circuit, we obtain a tensor network  $T(G, \mathcal{M})$ , and it is a straightforward exercise to check that  $T(G, \mathcal{M}) = \langle 0^{\otimes n}|U|0^{\otimes n}\rangle$ . Finally, when bubbling the network according to the natural evolution of the circuit, the swallowing operators of the tensors associated to the gates become the gates themselves, hence their norm is 1. Similarly, the norms of the swallowing operators that are associated with Eqs. (23, 24), are also easily seen to be 1. All in all we have an approximation scale  $\Delta = 1$ .

We therefore reach to the following corollary:

**Corollary 4.1** *There exist families of tensor networks for which the additive approximation in Theorem 3.4 is BQP-hard. In particular, all families that correspond to families of universal quantum circuits by the construction above.*

It is therefore evident that, for certain collections of tensor networks, the approximation in Theorem 3.4 is non-trivial. This does not necessarily hold for every member in such “universal” families of networks, only for the family as a whole. The universal families cited in the above corollary originate from quantum circuits and the quantum universality of their approximation relies heavily on the unitarity of their operators. There are, however, other universal families of tensor networks that are not so tightly related to quantum computation. In Sec. 6, we refer to one of these families, a family of tensor networks that approximate the multivariate Tutte polynomial. Unlike the example above, their underlying operatorial structure is non-unitary. The proof that approximating these tensor-networks is quantum-hard can be found in [AAEL07].

The fact that quantum circuits can be viewed as tensor networks is the main theme in the paper of Markov & Shi [MS05] and later in [ALM06]. These papers study the question of when a tensor-network can be evaluated classically. [MS05] uses the notion of *tree width* of a graph, which is equivalent to the notion of *bubble width* that is used in [ALM06] (see footnote on page 12). It is shown that a sufficient condition for an efficient evaluation of a tensor-network is that the tree width (or, equivalently, its bubble width) of the graph is of logarithmic size. To minimize the running time of the simulation, one should choose a bubbling with a minimal bubble width. This is done *regardless* of the original ordering of the circuits. This leads us to reconsider Theorem 3.4 as essentially a new view of quantum computation, which we discuss in the next section.

### 4.3 Completeness: tensor networks as a different point of view on quantum computation - the role of interference

Loosely speaking, a useful quantum algorithm must manipulate the *interferences* of the wave function in a smart way; an instance of a YES/NO problem must be mapped to a circuit that produces a constructive/destructive interference. Formally, a quantum algorithm solves a decision problem, if for every instance  $x$ , we can (efficiently) generate a quantum circuit  $U_x$  such that  $\langle 0^{\otimes n} | U_x | 0^{\otimes n} \rangle \leq 1/3$  for a YES instance and  $\langle 0^{\otimes n} | U_x | 0^{\otimes n} \rangle \geq 2/3$  for a NO instance.

In view of Theorem 3.4, we can rephrase this demand in terms of tensor-networks. The constructive interference demand translates into  $|T(G, \mathcal{M})|$  being of the same order of the approximation scale  $\Delta$  (or, only polynomially smaller). In other words, *we care less about the actual value  $T(G, \mathcal{M})$  of the tensor network and more about the ratio  $|T_x(G, \mathcal{M})|/\Delta_x$* . The following corollary can be seen as an alternative formulation for an efficient quantum computation that stresses this point:

**Corollary 4.2 (Efficient tensor-network based quantum computation)** *A decision problem is in BQP if and only if there is an efficient classical transformation that maps any instance  $x$  of the problem into a tensor-network  $T_x(G_x, \mathcal{M}_x)$  over a fixed  $q$  and a graph  $G_x$  of a maximal degree  $d$ , and a corresponding bubbling  $B_x$  such that:*

$$x \text{ is a 'YES' instance} \quad \Rightarrow \quad \frac{|T_x(G, \mathcal{M})|}{\Delta_x} \geq 2/\text{poly}(|x|) , \quad (25)$$

$$x \text{ is a 'NO' instance} \quad \Rightarrow \quad \frac{|T_x(G, \mathcal{M})|}{\Delta_x} \leq 1/\text{poly}(|x|) , \quad (26)$$

where  $\Delta_x$  is as in Theorem 3.4.

This formulation generalizes our notion of quantum computation in two ways:

- Time evolution of the circuit is no longer fixed, we may pick any bubbling that provides the best approximation scale.

- Unitarity is gone. The operators no longer need to be unitary or even have the same domain and co-domain. We are free to construct circuits with non-unitary gates, as well as graphs with arbitrary topology, as long as the vertex degree is bounded. The approximation scale, however, might no longer be 1.

We are hopeful that this new way of looking at quantum computation will lead to new algorithms beyond those discussed in the next two sections.

## 5 Classical statistical mechanics models

In this section we present a set of models from statistical physics that can be defined on arbitrary graphs. We will see how the tensor-network formalism of the previous section can be used to construct efficient quantum algorithms that approximate the partition function of these models. After introducing these models, we will construct the corresponding tensor network and apply our results to produce a general quantum algorithm (Corollary []). Though these algorithms are new, the connection between classical statistical mechanics models and quantum computation is not, and has been discussed previously in [VdNDB07b, VdNDB07a, VdN07, AAEL07, GL08, Ger08]. We hope that this section will enrich and clarify the nature of this connection.

A proper introduction of these statistical models is far beyond the scope of this paper; here we will only provide the details necessary for understanding the tensor-network constructions. An interested reader can find an introduction to these models in any standard text book on the subject, for example, [Cal85].

### 5.1 A brief introduction to classical statistical models on graphs

In statistical physics, one is often interested in the macroscopic behavior of a system that is made from a very large number of microscopic systems that interact with each other. In most cases, the everyday systems that we wish to describe are far too complex to be treated analytically. A common practice is therefore to study toy models, which are simple enough to be analyzed analytically, yet are rich enough to teach us something about the more realistic models.

A very broad class of such toy models, which we call *q-state models*, can be defined on finite graphs. We consider a graph  $G = (V, E)$  and view its vertices as the microscopic subsystems that we wish to model; for example, the atoms of a crystal. We assume that each microscopic system can be found in one of  $q$  possible states that are numbered by  $0, 1, \dots, q-1$ . We will often refer to these states as “colors”, and to the labeling of all vertices as a “coloring” of  $G$ . Such a coloring is denoted by a vector  $\sigma = (\sigma_1, \sigma_2, \dots, \sigma_{|V|})$  that assigns a color  $\sigma_i$  to every vertex  $i$ . A coloring completely specifies the *microscopic state* of the system. We remark that we do not require adjacent vertices of  $G$  to be labeled by different colors.

Next, we use the edges of the graph to denote *interactions* between the vertices. For every edge  $e = (i, j) \in E$ , we define a (real) function  $h_{ij}(\sigma_i, \sigma_j)$  (also denoted by  $h_e(\sigma_i, \sigma_j)$ ) that specifies the interaction energy between the vertices  $i$  and  $j$ . The overall energy of the system for a particular coloring is therefore

$$\mathcal{H}(\sigma) \stackrel{\text{def}}{=} \sum_{(i,j) \in E} h_{ij}(\sigma_i, \sigma_j) . \quad (27)$$

To understand the macroscopic behavior of the system, we would like to know the probability of the system to be in a given microscopic state. Usually, one assumes that the system is attached



to another, much bigger, system, which we call a “heat bath”. The attachment of the two systems means that energy can freely flow from one system to the other. In such a case, under fairly simple assumptions that will not be discussed here (see, for example, [Cal85]), we find that the probability of the system to be in a microscopic state  $\sigma$  is given by the Boltzmann-Gibbs distribution

$$\Pr(\sigma) = \frac{1}{Z(\beta)} e^{-\beta\mathcal{H}(\sigma)}, \quad \beta = \frac{1}{k_B T}. \quad (28)$$

Here,  $\beta$  is an external parameter, which is inversely proportional to  $T$ , the temperature of the system, and  $k_B$  is the Boltzmann constant.  $Z(\beta)$  is the normalization factor, which is called the *partition function* of the system, and is given by

$$Z(\beta) \stackrel{\text{def}}{=} \sum_{\sigma} e^{-\beta\mathcal{H}(\sigma)}. \quad (29)$$

It turns out that many interesting macroscopic properties of the system can be deduced solely from the partition function. These include the average energy of the system, its entropy, specific heat, and more elaborate properties such as phase-transitions [Cal85]. The calculation of the partition function is therefore an important task in the theory of statistical physics.

Before explaining how this can be done in the framework of a tensor network, we list some of the well-known models of statistical mechanics that fall into this category, which were also discussed in Refs. [VdNDB07b, VdNDB07a]:

### 1. Ising Model

In the Ising model every vertex can be colored one of two colors, or alternatively, every vertex denotes a classical spin that can point up or down. In order to keep the notation simple, let us assume that  $\sigma_i$  holds the values  $\{1, -1\}$  (instead of  $\{0, 1\}$ ). Then the interaction energy of every edge is simply:

$$h(\sigma_i, \sigma_j) = -J\sigma_i\sigma_j. \quad (30)$$

$J$  is called the *coupling constant*. If  $J > 0$ , the model is called *ferromagnetic*. In this case, the neighboring spins will tend to point to the same direction. When  $J < 0$ , the model is called *antiferromagnetic*, and the spins will tend to be antialigned.

### 2. Clock Model

The  $q$ -state Clock model is a generalization of the Ising model for  $q$  colors. Here, at each vertex the spin can point in one of  $q$  equally spaced directions in the plane and are therefore specified by an angle

$$\theta_n = \frac{2\pi n}{q}, \quad n = 0, 1, \dots, q-1. \quad (31)$$

Then the interaction energy is

$$h(\sigma_i, \sigma_j) = -J \cos(\theta_{\sigma_i} - \theta_{\sigma_j}). \quad (32)$$

### 3. Potts Model

The  $q$ -state Potts model is another generalization of the Ising model, simpler than the clock model. As in the clock model, every vertex can be in one of  $q$  colors, but instead of using the cosine function for the interaction energy, we use the Kronecker delta-function:

$$h(\sigma_i, \sigma_j) = -J\delta_{\sigma_i, \sigma_j}. \quad (33)$$

The Ising, Clock, and Potts models are all examples of a class of  $q$ -state models in which the coupling energies only depend on the difference (modulo  $q$ ) of the colors, i.e.  $h(\sigma_i, \sigma_j) = h((\sigma_i - \sigma_j) \bmod q)$ ; we shall call the class of models with this property *difference models*. In the above three models, the coupling constant  $J$  was the same for every edge, and we say that these systems have *homogeneous coupling*. In general, different couplings can be used.

## 5.2 Constructing a tensor-network in the general case

In this section we define a tensor network that evaluates the partition function of the general  $q$ -state model. Applying Theorem 3.4 to this tensor network will give a quantum algorithm for approximating the partition function of the general  $q$ -state model (Corollary 5.4). We make no assumptions on the functional form of the coupling energy functions  $h_e(\sigma_i, \sigma_j)$ . In the next section we will assume that  $h(\sigma_i, \sigma_j) = h(\sigma_i - \sigma_j \bmod q)$  - an assumption that is satisfied by the Ising model, the Potts model, and the Clock model. For difference models, we can write a different tensor-network which in turn leads to a different quantum algorithm for approximating the partition function of difference models (Corollary 5.10). For difference models, the approximation scales in Corollary 5.4 and 5.10 are incomparable, i.e., there exist choices of parameters for which each is better than the other. A tensor-network seems to be a natural tool to calculate the partition function of a  $q$ -state model: in both cases, we have a summation over all possible labelings/colorings. However, in the partition function, the summation is over a coloring of the *vertices*, whereas is in the tensor-network, the summation is over the labeling of the *edges*. To resolve this mismatch, we introduce a new graph  $\tilde{G}$ , by putting a new vertex in the middle of every edge of  $G$  (see Fig. 7). We call these vertices *energy vertices*. They are denoted by  $V_\varepsilon$ , and the vertices of  $G$  are denoted by  $V_G$ . Then  $\tilde{V} = V_\varepsilon \cup V_G$ ,  $|\tilde{V}| = |V| + |E|$  and  $|\tilde{E}| = 2|E|$ . On this graph, we define the following network:

**Definition 5.1 (Tensor network for the general  $q$ -state statistical model)** *For the  $q$ -state statistical model that is defined on  $G = (V, E)$  with the interaction energy  $h_{i,j}(\cdot, \cdot)$  for every  $(i, j) \in E$  and an inverse temperature  $\beta$ , we define the following tensor network  $T(\tilde{G}, M)$ :*

- **Graph:** The graph  $\tilde{G} = (\tilde{V}, \tilde{E})$  that is defined above.
- **Labeling:** Every edge  $e \in \tilde{E}$  can be colored in one of  $q$  possible colors:  $0, 1, \dots, q-1$ .
- **Tensors:** We have two types of tensors:
  1. For  $v \in V_G$  (original vertex of  $G$ ), the tensor  $\mathbf{M}_v$  is defined to be zero unless all its edges  $G_v$  are colored identically, in which case it is 1.
  2. For  $v \in V_\varepsilon$  (energy vertex), which is in the middle of an original edge  $(i, j) \in E$  of  $G$ , the tensor  $\mathbf{M}_v$  is defined by

$$(\mathbf{M}_v)_{\sigma_i, \sigma_j} \stackrel{\text{def}}{=} e^{-\beta h_{ij}(\sigma_i, \sigma_j)} . \quad (34)$$

Here  $\sigma_i, \sigma_j$  are the coloring of the two edges that connect to  $v$ .

The following theorem shows that this tensor-network evaluates  $Z_G$ .

**Theorem 5.2** *The tensor-network in Def. 5.1 evaluates  $Z_G(\beta)$ .*

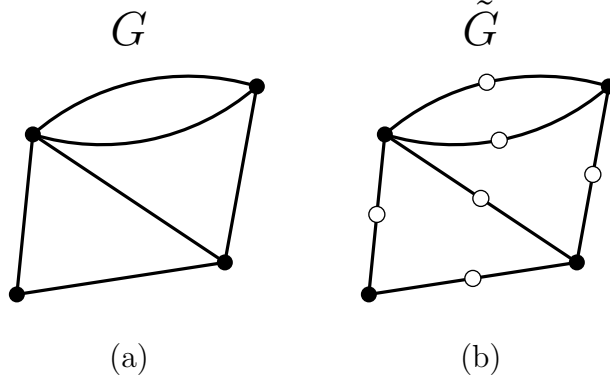


Figure 7: Creating  $\tilde{G}$  from  $G$  by placing new "energy" vertices (unfilled) in the middle of every edge of  $G$ .

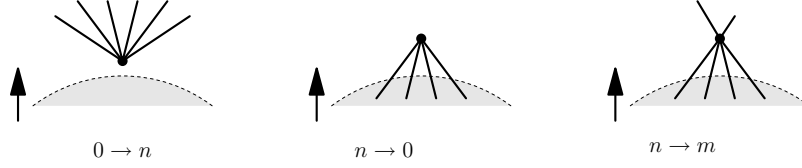


Figure 8: The  $n \rightarrow m$  notation for describing the swallowing of a vertex.

**Proof:** By Eq. (1), the value of the tensor network is

$$T(\tilde{G}, M) = \sum_l \left( \prod_{v \in V_G} \mathbf{M}_v(l) \right) \cdot \left( \prod_{v \in V_\varepsilon} \mathbf{M}_v(l) \right). \quad (35)$$

For every labeling  $l$ , the term  $\left( \prod_{v \in V_G} \mathbf{M}_v(l) \right)$  vanishes unless the edges connected to each original vertex of  $G$  are labeled identically. This defines a unique coloring of each *original vertex* of  $G$ , which we denote by  $\sigma$ , and therefore

$$T(\tilde{G}, M) = \sum_\sigma \left( \prod_{v \in V_\varepsilon} \mathbf{M}_v(\sigma) \right). \quad (36)$$

Then by Eq. (34), we obtain

$$T(\tilde{G}, M) = \sum_\sigma \prod_{e \in E} e^{-\beta h_{ij}(\sigma_i, \sigma_j)} = \sum_\sigma e^{-\beta \mathcal{H}(\sigma)} = Z_G(\beta). \quad (37)$$

■

We would now like to analyze the approximation scale of the above tensor-network that results from a simple bubbling. To do that, let us first agree on a notation to describe the swallowing of a vertex: we say a vertex with  $n + m$  adjoint edges is swallowed in a  $n \rightarrow m$  fashion if before it is swallowed it has  $n$  adjoint edges that end inside the bubble, and  $m$  edges that end outside the bubble. Figure 8 illustrates this notation. Consider now the following simple bubbling: we embed the parent graph  $G$  in a 3D space such that every vertex is put at a different height and every edge is a straight line. Thus all edges are non-horizontal. We then add the energy vertices in the middle of every edge of  $G$ . Our bubbling is defined by swallowing  $\tilde{G}$  using an horizontal plane (bubble)

that moves from bottom to top. The embedding ensures that every energy vertex is swallowed in a  $1 \rightarrow 1$  fashion. The original vertices of  $G$  can be swallowed in many different ways. We set  $b$  to be the number of such vertices that are swallowed in a  $0 \rightarrow n$  or a  $n \rightarrow 0$  fashion.

Then the norms of this bubbling are as follow:

- **Original vertices ( $V_G$ )**

- for the  $b$  vertices that are swallowed in a  $0 \rightarrow n$  or  $n \rightarrow 0$  fashion, the norm is  $q^{1/2}$ . Indeed in a  $0 \rightarrow n$  swallowing, the operator the normalized state  $|\Omega\rangle$  and creates the state  $|0\rangle^{\otimes n} + |1\rangle^{\otimes n} + \dots + |q\rangle^{\otimes n}$ , whose norm is  $q^{1/2}$ . Similarly, a  $n \rightarrow 0$  accepts any state  $|\psi\rangle$  and outputs the state  $c|\Omega\rangle$ , where  $c$  is the inner product of  $|\psi\rangle$  with  $|0\rangle^{\otimes n} + |1\rangle^{\otimes n} + \dots + |q\rangle^{\otimes n}$ . Obviously, when  $|\psi\rangle$  is normalized,  $|c| \leq q^{1/2}$ .
- For the vertices that swallowed in a  $n \rightarrow m$  fashion, with  $n > 0, m > 0$ , the norm is 1. To see this, expand a normalized state in the domain  $H^{\otimes n}$  of the operator in terms of the standard basis. The only terms in the expansion that will not be annihilated are those of the form  $|i\rangle^{\otimes n}, i = 0, \dots, q-1$ ; they will be sent to  $|i\rangle^{\otimes m}$  in the range of the operator. The operator is therefore the identity operator from a  $q$ -dimensional subspace in the domain to a  $q$ -dimensional subspace in the range, hence its norm is 1.

- **Energy vertices ( $V_\varepsilon$ ).** These are always swallowed in a  $1 \rightarrow 1$  fashion. In that case, the tensors act as a  $q \times q$  matrix  $(e^{-\beta h_e(\sigma_i, \sigma_j)})_{\sigma_i, \sigma_j}$  that maps the color space of one edge to the color space of the other edge; the norm of the tensor is the operator norm of the matrix.

Combining all of this together, we have an approximation scale of:

$$\Delta \leq q^{b/2} \prod_{e \in E} \|e^{-\beta h_e}\| . \quad (38)$$

We now give an upper bound on  $b$ . Clearly  $b \leq |V|$ , but in many embeddings of  $G$  in  $\mathbb{R}^3$ ,  $b$  is significantly smaller than  $|V|$ . Consider the 2 dimensional lattice; rotate the lattice so that two opposite corners are the highest and lowest vertex of the graph. Now the bubbling described above only swallows two vertices in  $V_G$  (the first and the last) in a  $0 \rightarrow n$  or  $n \rightarrow 0$  fashion and thus  $b = 2$ . The identical argument holds for any finite lattice of any dimension. More generally, we can describe  $b$  in terms of directed acyclic graphs on  $G$ .

**Definition 5.3** *Given a graph  $G = (V, E)$ , a directed acyclic graph on  $G$  is an assignment of direction to each edge  $E$  so that there are no directed cycles. An extreme vertex of a directed acyclic graph on  $G$  is a vertex for which the adjacent edges are either all directed towards the vertex, or all directed away from the vertex.*

It should be clear that any bubbling induces a directed acyclic graph on  $G$ , directing any edge away from the vertex that is swallowed first. With this point of view,  $b$  is then the number of extreme points of the directed acyclic graph.

Putting this all together we have the following:

**Corollary 5.4 (An efficient quantum algorithm for the general  $q$ -state model)** *Consider a  $q$ -state model defined over a finite graph  $G = (V, E)$ , and a directed acyclic graph on  $G$  with  $b$  extreme vertices. Then there exists an efficient quantum algorithm for an additive approximation*

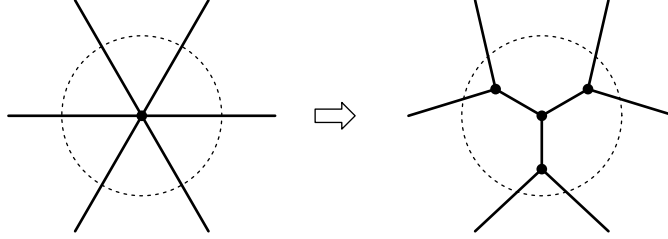


Figure 9: Reducing the degree of a vertex by replacing it with a low-degree tree. This reduction is possible for simple vertices such as the identity vertex and the cycle vertices in Sec. 5.3.

of the partition function of the general  $q$ -state model that is defined over the finite graph  $G = (V, E)$  with coupling energies  $h_e(\sigma_i, \sigma_j)$ . The approximation scale of the algorithm is

$$\Delta \leq q^{b/2} \prod_{e \in E} \|e^{-\beta h_e}\| . \quad (39)$$

Here,  $\|e^{-\beta h_e}\|$  denotes the operator norm of the  $q \times q$  matrix  $(e^{-\beta h_e(\sigma_i, \sigma_j)})_{\sigma_i, \sigma_j}$ .

When  $G$  is a finite lattice (of any dimension), there is always an acyclic graph with  $b = 2$ , hence the resultant approximation scale is:

$$\Delta \leq q \prod_{e \in E} \|e^{-\beta h_e}\| . \quad (40)$$

We note that:

1. In the corollary we did not restrict the underlying graph  $G$  to have a bounded degree. The reason is that the identity tensors are *reducible* in the following sense: every vertex of degree  $k$  that represents an identity tensor can be locally replaced by a tree graph with bounded degree (say,  $d = 3$ ) as described in Fig. 9. The new vertices of the tree are defined to be identity tensors as well, and so by the connectivity of the tree, the only non-vanishing coloring of the external edges is the one where they are all colored identically. Moreover, in such case, their overall weight is 1 as required.

This reduction does not affect the approximation scale, for if we swallow the identity tensor in an  $m \rightarrow n$  manner with  $m > 0, n > 0$  then we can also swallow the tree graph such no vertex is swallowed in a  $0 \rightarrow \ell$  or  $\ell \rightarrow 0$  manner. Therefore the norm of all the identity tensors is 1, hence their product is also 1 - in agreement with the original scale. If, on the other hand, we swallow it in a  $0 \rightarrow k$  or  $k \rightarrow 0$  manner, then we can swallow the tree graph such that one vertex is swallowed in a  $0 \rightarrow \ell$  manner while the rest are not, thereby yielding the overall approximation scale  $q^{1/2}$  as required.

2. The above algorithm works for any temperature  $\beta$  and any coupling energies  $h_e(\cdot, \cdot)$  - not necessarily physical ones (e.g., they can be complex).

Shortly after the first release of this paper, Van den Nest et al [VdNDR08] published an interesting paper with closely related results. They gave quantum algorithms for several classical statistical-mechanics models and also provided some complementary hardness results. The models considered were on two-dimensional grids with restrictions on the form of the coupling energies. Specifically, they considered two types of statistical models: vertex models and edge models [Bax08].

Edge models are essentially  $q$ -state models, in which the particles sit on the vertices of a graph and the edges model the interactions between them. These include the Ising model, which was the actual model of this type that the authors studied. In the vertex models, the classical particles sit on the edges of the grid, and the vertices model many-particles interactions.

These algorithms fit nicely in the tensor-network formalism that we presented here. Indeed, a close inspection reveals that they can be considered as a bubbling of a two-dimensional network on a grid, and therefore, as a special case of Theorem 3.4. Moreover, in the Ising model case, the functional form of the tensors they use is identical to the one used here. In addition, in all cases the bubbling is along one dimension of the grid (say, from left to right), and the couplings in the model are restricted so that swallowing operators are unitary (thereby directly implementable on a quantum computer). Finally, the authors assumed that configuration of the particles on the left and right boundaries of the grid is fixed. Consequently, the approximation scale in both models is of order one.

To prove the BQP-hardness of these approximations, the authors showed that in both models, one can choose the couplings such that the resulting unitary operators form a universal set of gates for quantum computation. We can use their hardness result with respect to the Ising model to prove the following Corollary:

**Corollary 5.5** ([VdNDR08]) *There exist classes of general  $q$ -state models for which the approximation achieved in Corollary 5.4 is BQP-hard.*

**Proof:** As mentioned above, in the Ising case, [VdNDR08] uses the same tensor-network as in Def. 5.1 and places it on a two-dimensional grid that is swallowed from left to right. The only difference is that they allow the use of fixed boundary conditions. This means that the identity tensors on the right and left boundaries are replaced by tensors that allow only one configuration out of the possible  $q$ . Consequently, their network is incompatible with our general  $q$ -state model construction.

Nevertheless, we can turn their fixed boundary Ising model into a general  $q$ -state model of the type considered here by introducing two additional vertices, one to the left and one to the right of the lattice. Connecting each of these to the boundary, we can impose the fixed boundary conditions by an appropriate choice of couplings of the new edges. For example, assume that the additional vertex is indexed by  $i$  and that  $j$  sits on the boundary. If we want to fix the color of boundary  $j$  to 0, we define the interaction between these particles by  $e^{-\beta h(\sigma_i, \sigma_j)}$  that is 1 for  $\sigma_i = \sigma_j = 0$  and 0 otherwise. This tensor-network is therefore no-longer a “pure” Ising model, but it is still a general  $q$ -state model. In addition, its value is identical to the value of the tensor network in [VdNDR08].

Swallowing this network from left to right, we notice that  $b = 2$ , and that the norm of the newly introduced edges is exactly 1. Since the rest of the energy vertices in the network produce unitary operators with a unit norm, Corollary 5.4 achieves a constant approximation scale  $\Delta$ . By [VdNDR08], this network evaluates the result of a universal quantum computation, and therefore the approximation is BQP-hard. ■

### 5.3 Tensor networks for the Difference Models.

In this section we restrict our attention to difference models. As we noted earlier, the Ising, Clock, and Potts models are all examples of difference models. For these models, we can define an alternative tensor network, that together with a suitable bubbling, evaluates the partition function with a better approximation scale than the general case for certain choices of couplings.

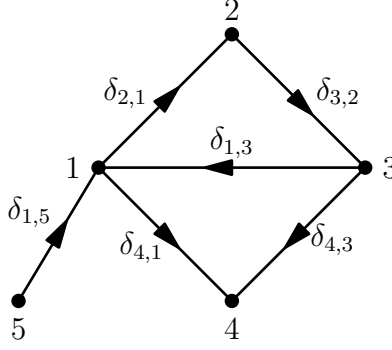


Figure 10: The cycles in a graph and their relation with the constraints over the  $\{\delta_{i,j}\}$  variables. In this example, there are 3 cycles  $1 \rightarrow 2 \rightarrow 3$ ,  $1 \rightarrow 4 \rightarrow 3 \rightarrow 1$ , and  $1 \rightarrow 2 \rightarrow 3 \rightarrow 4 \rightarrow 1$  - but only 2 of them are independent. They are translated into 3 consistency equations between the  $\{\delta_{i,j}\}$  variables (with only two being independent) as described in the text.

The idea is to use the redundancy of the coupling energy to define the tensor network on a smaller Hilbert space, which leads to smaller norms, hence, a better approximation scale.

We begin by turning  $G$  into a directed graph by placing an arrow on every edge of  $G$ . The direction of the arrow is unimportant. Then for every edge  $e = (i, j)$  with an arrow going from  $j$  to  $i$ , we define a variable  $\delta_{i,j} \stackrel{\text{def}}{=} (\sigma_i - \sigma_j) \bmod q$ .  $\delta_{i,j}$  takes on the values  $0, 1, \dots, q-1$ . By assumption, the coupling energy  $h_{i,j}(\sigma_i, \sigma_j)$  depends only on that variable.

We would like to write the partition function as a sum over all possible labeling of the delta variables. However, these variables are not independent: every cycle in the graph (a cyclic sequence of adjacent vertices) yields a *consistency constraint* on the variables that are associated with its edges; their appropriate sum or difference must yield 0. For example, in Fig. 10, there are 3 cycles:

- $1 \rightarrow 2 \rightarrow 3 \rightarrow 1$ : corresponds to  $\delta_{2,1} + \delta_{3,2} + \delta_{1,3} = 0$ .
- $1 \rightarrow 4 \rightarrow 3 \rightarrow 1$ : corresponds to  $\delta_{4,1} - \delta_{4,3} + \delta_{1,3} = 0$ .
- $1 \rightarrow 2 \rightarrow 3 \rightarrow 4 \rightarrow 1$ : corresponds to  $\delta_{2,1} + \delta_{3,2} + \delta_{4,3} - \delta_{4,1} = 0$ .

Not all these equations are independent; the third equation is the difference of the first two, just as the first two cycles can be joined to obtain the third. We should therefore limit our attention to a set of *independent cycles* that correspond to a set of independent equations. One possible way to obtain such a set is the following: start with a spanning tree of the graph. As  $G$  is connected, the spanning tree must have  $|V| - 1$  edges. Now add the remaining  $|E| - |V| + 1$  edges. Every such edge  $e = (i, j)$  creates a new cycle that only uses  $e$  and part of the original spanning tree (since the  $i$  and  $j$  vertices were already connected by the spanning tree). Moreover, this cycle is independent of the other cycles because none of them contain the edge  $(i, j)$ . This way we construct a set of  $|E| - |V| + 1$  independent cycles, which we denote by  $\mathcal{C} = \{C_i\}$ . The number of independent  $\delta$  variables is therefore  $|V| - 1$ , one for each edge of the original spanning tree. Finally, it is easy to verify that this procedure can be done efficiently.

The following lemma shows that we can sum over all labeling of  $\{\delta_{i,j}\}$  that satisfy  $\mathcal{C}$  in order to obtain the partition function.

**Lemma 5.6** *Let  $G = (V, E)$  be a directed graph on which a  $q$ -state difference model is defined with the coupling functions  $h_{i,j}(\delta_{i,j})$ . Then its partition function is given by the following sum over*

labeling of the delta variables, which satisfy the consistency constraints:

$$Z_G(\beta) = q \sum_{\substack{\text{consistent} \\ \text{labeling}}} \prod_{(i,j) \in E} e^{-\beta h_{i,j}(\delta_{i,j})} . \quad (41)$$

**Proof:** We show that every consistent labeling of the  $\{\delta_{i,j}\}$  variables comes from exactly  $q$  different colorings of the vertices of  $G$ . Given a consistent labeling of the  $\{\delta_{i,j}\}$  variables, pick a vertex  $v_0 \in V$  and assign to it a color  $\sigma_{v_0} \in 0, 1, \dots, q-1$ . Then define the color of every other vertex  $v \in V$  by following a path from  $v_0$  to  $v$  and subtracting/adding the right  $\delta_{i,j}$  variables along the path. The coloring of  $v$  is independent of the actual path, for otherwise two paths that produce different coloring of  $v$  would create a cycle whose appropriate summation of the  $\delta$  variables would not vanish. We have therefore used the labeling of  $\{\delta_{i,j}\}$  to define a coloring  $\sigma$  of the vertices of  $G$ . As the coloring we have just defined depends on the initial assignment of  $v_0$ , there are at least  $q$  labelings that produce  $\{\delta_{i,j}\}$ .

These are also the only colorings that do that. Indeed, consider some coloring of the vertices. This coloring has some assignment to the vertex  $v_0$  that corresponds to one of the  $q$  colorings that we have defined. By following the path from  $v_0$  to any other vertex  $v \in V$ , it is easy to see that the two colorings must agree on all vertices and not only on  $v_0$ . ■

With this result we are in a position to define a tensor network that is based on the  $\delta$  variables. The first step is to define the graph  $G_\delta$  on which the network is defined

**Definition 5.7 (The graph  $G_\delta$ )** *The graph  $G_\delta = (V_\delta, E_\delta)$  is constructed from a graph  $G = (V, E)$  as follows. Pick a spanning tree for  $G$ . Denote the set of edges of the spanning tree by  $E_{tr}$ , and let  $E_{cycle} \stackrel{\text{def}}{=} E \setminus E_{tr}$ . As previously discussed, the choice of a spanning tree produces a set of independent cycles  $\mathcal{C} = \{C_e\}_{e \in E_{cycle}}$  ( $C_e$  involves  $e$  and some subset of the edges of  $E_{tr}$ ). Then we construct  $G_\delta$  in 4 steps, which are also illustrated in Fig. 11.*

- (a) *We embed  $G$  in three dimensions and identify its cycles. We will use its edges and vertices only as a guide for the construction of  $G_\delta$ .*
- (b) *We place a vertex in the middle of every edge of  $G$ ; vertices that correspond to  $e \in E_{tr}$  are called tree vertices, and those that correspond to  $e \in E_{cycle}$  are called cycle vertices. Above every such vertex we create another vertex, which is called an energy vertex, and connect the two vertices with an edge.*
- (c) *For every cycle  $C_e$ , we connect the cycle vertex corresponding to  $e$  with all tree vertices associated to edges in  $E_{tr}$  involved in the cycle  $C_e$ .*
- (d) *We put a vertex in the middle of every edge that connects a tree vertex to its energy vertex. These are called mid vertices. For every cycle  $C_e$  we connect the cycle vertex associated to  $e$  with all mid vertices associated to edges in  $E_{tr}$  involved in the cycle  $C_e$ .*

We now describe a tensor network on  $G_\delta$  that will evaluate the partition function. The network has the following tensors:

- *Tree vertices and mid vertices.* These are identity tensors: they are zero unless all the colors of their edges are equal, in which case they are 1.



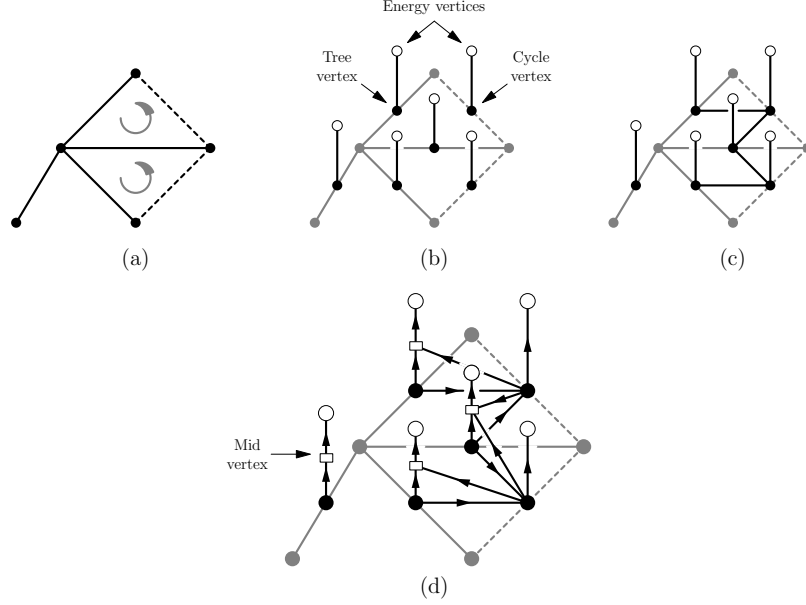


Figure 11: Constructing  $G_\delta = (V_\delta, E_\delta)$  from  $G = (E, V)$ . (a) We begin with a connected graph  $G = (E, V)$  with a spanning tree that is denoted by the solid edges.  $G$  contains two independent cycles, denoted by arrows. (b) We place a tree vertex in the middle of every tree edge of  $G$  and a cycle vertex in the middle of every cycle edge (black filled vertices). We connect them to energy vertices (unfilled vertices), which are placed above. (c) We connect the cycle vertices to the tree vertices in their cycle. (d) We place a mid vertex (unfilled square) in the middle of every edge that connects a tree vertex to its energy vertex. Finally we connect the cycle vertices to the mid vertices in their cycle. The arrows on edges denote the bubbling order of  $G_\delta$ .

- *Energy vertices.* These vertices have only one edge, which is associated with a  $\delta$  variable. Their definition is  $\mathbf{M}_v(\delta) = e^{-\beta h_e(\delta)}$ , with  $h_e(\cdot)$  being the corresponding energy function of the edge in the parent graph  $G$ .
- *Cycle vertices.* Recall that the edges of a cycle vertex come in pairs that correspond to the tree vertices in that cycle: one edge connects the cycle vertex to the tree vertex and the other connects the cycle vertex to the associated mid vertex.

The tensor shall be zero unless the labels of each pair are equal. When they are equal, we interpret the label of each pair to be the  $\delta$  value of the underlying tree edge (of the original graph). In addition, we interpret the label of the edge that connects the energy vertex as the  $\delta$  variable of underlying cycle edge. When all these labelings satisfy the consistency equation of the cycle, the tensor is 1. Otherwise it is zero.

The following lemma shows that the above tensor network evaluates the partition function.

**Lemma 5.8** *The tensor-network that was defined above for the graph  $G_\delta = (V_\delta, E_\delta)$  evaluates  $q^{-1}Z_G(\beta)$ , with  $G = (V, E)$  being the original graph from which  $G_\delta$  was constructed.*

**Proof:** According to Lemma 5.6, it is enough to show that the tensor network gives

$$\sum_{\substack{\text{consist} \\ \text{labeling}}} \prod_{(i,j) \in E} e^{-\beta h_{i,j}(\delta_{i,j})}, \quad (42)$$

where the sum is over all labelings of the delta variables  $\{\delta_{ij}\}$  that satisfy the consistency constraints.

The tensors of the tree vertices are identity tensors. Therefore in a non-vanishing labeling of  $G_\delta$ , all edges that connect to a tree vertex must have the same labeling. This uniquely defines a labeling of the tree vertices. The converse is also true: any labeling of the tree vertices uniquely defines a non-vanishing labeling of  $G_\delta$ . Indeed, given a labeling of the tree vertices, we first label all their incident edges. This way every mid vertex has exactly one labeled edge, which determines the labeling of the rest of the edges. The only edges which are left unlabeled are the edges that connect the cycle vertices to their energy vertices. Their labeling is uniquely determined by the cycle constraint as manifested by the tensors of the cycle vertices.

Now every consistent labeling of the  $\{\delta_{i,j}\}$  variables in  $G$  is uniquely determined by a labeling  $\{\delta_{i,j}\}$  of the tree edges, which is equivalent to a labeling of the tree vertices. Therefore every consistent labeling of  $\{\delta_{i,j}\}$  corresponds to a non-vanishing labeling of  $G_\delta$  a vice-versa. We leave it to the reader to verify that for these non-zero terms, the value of the network is exactly

$$\prod_{(i,j) \in E} e^{-\beta h_{i,j}(\delta_{i,j})} .$$

■

Let us now analyze the approximation scale of this tensor network in a simple bubbling that is described in Fig. 11 (d). We place the 4 types of vertices on 4 different horizontal planes: all the tree vertices are put on the lowest plane. In the plane above we place the cycle vertices, followed by the mid vertices and finally the energy vertices. By the definition of  $G_\delta$ , all edges are inter planar. Therefore by bubbling the graph from bottom to top, we have 4 types of norms:

- Tree vertices: the bubbling here is  $0 \rightarrow n$ . The tensor is an identity tensor and therefore the norm is  $q^{1/2}$ .
- Cycle vertices: the bubbling here is  $n \rightarrow n + 1$ , where the first  $n$  connect to the tree vertices and the second  $n + 1$  connect to the corresponding mid vertices as well as to the energy vertex. The labeling of the input edges uniquely determines the labeling of the output edges with a weight of unity. Therefore the norm is 1.
- Mid vertices: the bubbling here is  $n \rightarrow 1$  for these identity tensors which yields a norm 1.
- Energy vertices: bubbling here is from  $1 \rightarrow 0$ . It is easy to see that the norm here is  $\left(\sum_{j=0}^{q-1} |e^{-\beta h_e(j)}|^2\right)^{1/2}$ .

Multiplying these norms together and using the fact that there are exactly  $|V| - 1$  tree vertices, we arrive at the following corollary:

**Corollary 5.9** *The above tensor-network and bubbling yields an additive approximation to a  $q$ -state difference model with the approximation scale*

$$\Delta = q^{(|V|+1)/2} \prod_{e \in E} \left( \sum_{j=0}^{q-1} |e^{-\beta h_e(j)}|^2 \right)^{1/2} . \quad (43)$$

Notice that in the formula above we have a factor  $q^{(|V|+1)/2}$  instead of  $q^{(|V|-1)/2}$  because our tensor network evaluates  $q^{-1}Z_G$  and therefore we must multiply its approximation scale by a factor of  $q$ .

In recent work, Van den Nest et al [VdNDB07b, VdNDB07a] revealed an interesting link between the partition function of classical statistical models and quantum physics. They show how to express the  $q$ -state partition functions of the difference models as inner products between certain graph states and a simple tensor product state. Since both states can be efficiently generated by a quantum circuit, their paper contained an implicit quantum algorithm to approximate these partition functions [VdN07]; analysis of the additive error produces the identical scale to Eq. (43). Even more recently, during the time that the work presented here was being refereed, Van den Nest used this connection in an interesting work [VdN09a] to show that this scale is classically achievable. However, the approximation scale in Eq. (43) can be improved to a scale for which no classical simulation result is known. The improvement that we describe now serves as an example of the flexibility that the tensor-network formalism offers.

We start by combining the energy vertices of the cycle vertices into the cycle vertices. Then the new tensor is non-vanishing if and only if the original tensor is non-vanishing, only that now the non-vanishing configurations are given the appropriate energy weight. The bubbling of this new vertex is in  $n \rightarrow n$  fashion, and its norm is  $\max_j |e^{-\beta h_e(j)}|$ . This is strictly smaller than the combined contribution of the original two vertices, which is  $\left(\sum_{j=0}^{q-1} |e^{-\beta h_e(j)}|^2\right)^{1/2}$ .

The second modification is to redistribute the weight of the energy vertices that correspond to the tree vertices. We split it equally between the energy vertex and its associated tree vertex: when these new vertices have all their edges labeled by the same  $j$ , their weight is  $\sqrt{e^{-\beta H_e(j)}}$ . Under the same bubbling as before, the contribution of the two vertices becomes  $\sum_{j=0}^{q-1} |e^{-\beta h_e(j)}|$ , which is smaller than or equal to the previous contribution  $q^{1/2} \left(\sum_{j=0}^{q-1} |e^{-\beta h_e(j)}|^2\right)^{1/2}$ . All in all, the new approximation scale yields the following result:

**Corollary 5.10 (An efficient quantum algorithm for the difference  $q$ -state model)** *Given a difference  $q$ -state model on a graph  $G = (E, V)$ , and spanning tree  $E_{tr} \subset E$ , with  $E_{cycle} \stackrel{\text{def}}{=} E \setminus E_{tr}$ , there exists an efficient quantum algorithm that provides an additive approximation of the partition function  $Z_G(\beta)$  with the approximation scale*

$$\Delta = q \left( \prod_{e \in E_{tr}} \sum_{j=0}^{q-1} |e^{-\beta h_e(j)}| \right) \cdot \left( \prod_{e \in E_{cycle}} \max_j |e^{-\beta h_e(j)}| \right). \quad (44)$$

Notice that unlike the previous approximation scale, this scale depends on the spanning tree. It is always smaller than or equal to the scale in Eq. (43). We do not know of a complementary hardness result, hence we cannot generally assess the quality of the approximation. However, the classical simulation results of [VdN09a] that apply to the approximation scale describe in Eq. (43), cannot readily be applied to achieve the approximation scale in Corollary 5.10 [VdN09b].

Just as in the general case, we are not limited to physical energies, and the functions  $h_e(\delta)$  and  $\beta$  can be complex. Similarly, we have not restricted the shape of the original graph  $G$  because the resulting high-degree vertices in  $G_\delta$  are always reducible: they are either associated with the identity tensors, which, as explained in the first remark in page 21, are reducible, or they are cycle vertices, which are also reducible by a similar argument.

It is natural to wonder whether the approximation scale given by Corollary 5.10 yields better approximations than specializing the more general Corollary 5.4 to difference models. This will

depend on the specific model and parameters being considered. For all choice of parameters we have the following inequality:

$$\max_j |e^{-\beta h_e(j)}| \leq \left\| \left( e^{-\beta h_e((i-j) \bmod q)} \right)_{i,j} \right\| \leq \sum_{j=0}^{q-1} |e^{-\beta h_e(j)}| .$$

Since there exist parameters to achieve both extremes in this inequality, and there are graphs for which  $b = 2$  in Corollary 5.4, it follows that there exist certain models for which the approximation scale in Corollary 5.10 is better and others for which Corollary 5.4 is better.

We conclude this section by applying Corollary 5.10 to the special case of the  $q$ -state Potts model with an homogeneous coupling  $J$ . In that case,  $e^{-\beta h_e(j)} = e^{\beta J}$  for  $j = 0$ , and  $e^{-\beta h_e(j)} = 1$  for  $0 < j < q$ . Therefore the spanning tree dependence disappears, and we obtain

**Corollary 5.11** *There exists an efficient quantum algorithm that gives an additive approximation of the partition function  $Z_G(\beta)$  of the homogeneous  $q$ -state Potts model that is defined on an arbitrary graph  $G = (V, E)$  with inverse temperature  $\beta > 0$  and a coupling constant  $J$ . The approximation scale is given by*

$$\Delta = \begin{cases} q(q-1 + e^{\beta J})^{|V|-1} (e^{\beta J})^{|E|-|V|+1} & , \text{ Ferromagnetic case } (J > 0) \\ q(q-1 + e^{\beta J})^{|V|-1} & , \text{ Antiferromagnetic case } (J < 0) \end{cases} . \quad (45)$$

It is interesting to compare the above results to a classical result that is given in Proposition 5.2 of [BFLW05]. There, the authors assert that there exists straightforward classical sampling algorithm that provides an additive approximation for the Tutte polynomial  $T_G(x, y)$  of a connected graph  $G$  for  $x > 1, y > 1$  with an approximation scale  $y^{|E|}(x-1)^{|V|-1}$ . However, for such graphs,  $T_G(x, y) = (x-1)(y-1)^{|V|} Z_G(\beta)$ , where  $Z_G(\beta)$  is the partition function of the homogeneous Potts model with  $q = (x-1)(y-1)$  and  $y = e^{\beta J}$  [JVW90, Sok05]. Therefore their classical algorithm provides an additive approximation for the ferromagnetic case with an approximation scale  $\Delta' = q^{|V|}(e^{\beta J})^{|E|}$ , and we obtain

$$\frac{\Delta}{\Delta'} = \left( \frac{q + e^{\beta J} - 1}{q e^{\beta J}} \right)^{|V|} . \quad (46)$$

This ratio is exponentially small as long as  $q > 1$  and  $\beta J > 0$ , and thus it may be seen as an indication for the non-triviality of our approximation. On the other hand, this classical result is in many cases better than the quantum results of Corollary 5.4 and Corollary 5.10 for the homogeneous ferromagnetic Potts case, which questions their non-triviality in the other cases, and emphasizes the crucial role of the bubbling.

Finally, [BFLW05] also presents a simple additive approximation for the chromatic polynomial  $P_G(q)$  that counts the number of legal  $q$ -colorings of the graph  $G$ . They show that there exists a classical additive approximation for  $P_G(q)$  for integer  $q$ 's, whose approximation scale is  $(q-1)^{|V|}$ . Moreover, this scale is tight, in the sense that for any  $0 < \delta < q-1$ , an additive approximation with scale  $(q-1-\delta)^{|V|}$  is NP-hard.

It is easy to verify that the chromatic polynomial is obtained from the antiferromagnetic partition function of the homogeneous Potts model for  $e^{\beta J} \rightarrow 0$  (i.e.,  $J < 0$  and  $\beta \rightarrow +\infty$ ). Not surprisingly, in such case the approximation scale of Corollary 5.11 is equivalent to  $(q-1)^{|V|}$  – the classical result.

## 6 Tensor networks and the Jones and Tutte polynomials.

Recently, efficient quantum algorithms have been given for additively approximating certain topological/combinatorial quantities: the Jones polynomial of braids at roots of unity [FLW02, FKW02, FKLW02, AJL06] and the Tutte polynomial of planar graphs [AAEL07]. Broadly speaking, both results can be viewed in three steps:

1. The problem is mapped into a combinatorial calculation within the Temperley-Lieb algebra.
2. Representation theory of the Temperley-Lieb algebra is used to translate the combinatorial problem into a linear-algebra problem.
3. A quantum algorithm is given for approximating the solution to the linear-algebra problem.

This final step can be seen as the approximation of a particular tensor network. Without going into the details, the rough description of the tensor network for the two problems is as follows:

- **The Jones Polynomial of a Braid.** Here the tensor network is derived from the braid by closing up the loose strands of the braid and then replacing every crossing by a vertex corresponding to a rank 4 tensor, and inserting a vertex at any local maximum or minimum of the strands.
- **The Tutte Polynomial of a planar Graph.** Here, the original graph  $G$  is replaced by a so called *medial graph*, which features a rank-four tensor at the center of every edge of  $G$ . Again, as in the Jones Polynomial case, rank two tensors are inserted at any local maximum or minimum.

Even with this rough description, an intuitive understanding of the nature of the errors given in these works can be obtained. In the Jones Polynomial case, the parameter being a root of unity ensures that the rank 4 tensors can be swallowed  $2 \rightarrow 2$  such that the swallowing is a unitary operator and hence does not effect the scale  $\Delta$ . What remains is the cost of swallowing the maximum and minimum tensors in a  $0 \rightarrow 2$  or  $2 \rightarrow 0$  fashion, each of which contributes a factor of  $\sqrt{q}$ . In the Tutte Polynomial case, the contributions to  $\Delta$  include the previous cost of the rank 2 tensor swallowing, but in addition, unlike the Jones Polynomial case, also include a cost for each  $2 \rightarrow 2$  swallowing of the rank 4 tensors (in the language of this paper, these quantities are the  $\|\rho(\mathcal{T}_i)\|$  terms). This is because in [AAEL07], the crossing operators are not necessary unitary.

We have previously discussed the need to carefully examine the nature of the additive error that Theorem 3.4 provides. In the context of these problems, the non-trivial nature of the approximation has been established by showing that for certain sets of parameters, the level of approximation provided by both algorithms has been shown to be a complete problem for quantum computation [FLW02, YW06, AA06, AAEL07].

## 7 Conclusions and open questions

We have given a quantum algorithm that additively approximates the value of a tensor network to a certain scale. As an application of the algorithm, we have obtained new quantum algorithms that approximate the partition functions of certain statistical mechanical models including the Potts model.

The fact that the approximation is additive and depends on the approximation scale is by no means a minor point: for a given algorithm, with large enough approximation error, the approximation is useless and the algorithms are trivial, or at least can be matched classically. We have shown that in some cases, the approximation scale of the algorithm is BQP-hard, and therefore, some instances of the problem are highly nontrivial. We consider this to be an important but indirect verification that the approximation scale is non-trivial. What is missing is a direct argument: an argument that would say the approximation scale is good enough to answer a question directly connected to the quantities being estimated (i.e. topological invariants, statistical mechanical models). Such an argument would represent a significant advance.

Our intuition is that the tensor network point of view should be helpful for the design of new quantum algorithms in the future. This is motivated by the fact that from the tensor network viewpoint two core features of quantum circuits, the unitarity of the gates, and the notion of time (i.e. that the gates have to be applied in a particular sequence), are replaced by more flexible features. The unitary gate is replaced by an arbitrary linear map encoded in each tensor and the notion of time is replaced by the geometry of the underlying graph of the tensor network along with a choice of bubbling of the network. Hence, the design of algorithms from the tensor-network point of view requires two things: a tensor network whose value is the quantity of interest, and a specification of a bubbling order of the vertices of the underlying graph. It often seems that for a specific problem there are several somewhat natural tensor networks with the right value to choose from and that the approximation scale can vary quite dramatically between the choices (as was the case in the difference statistical mechanical models). Additionally, for a given tensor network, the choice of ordering can make a significant difference as well. The analysis of these issues have a combinatorial and graph theoretic flavor. It would be interesting to understand the computational complexity of finding an optimal or even a reasonably good choice of bubbling for a given tensor network.

It is also interesting to see if the tensor-network framework can help to understanding other models of quantum computation. For example, in the one clean qubit model of quantum computation, we have a universal quantum computer that is allowed to operate only on one clean qubit (initialized to  $|0\rangle$ ), while the rest of qubits are in a completely mixed state  $\rho = \mathbb{1}$  [KL98]. The result of such a computation can be seen as the trace of a product of 4 operators: a quantum circuit  $U$  times local projection  $Q$ , times  $U^\dagger$  and another local projection  $P$ . In the tensor-network setting, the trace of these 4 operators will look like edges connecting one part of the chain to its other part. It is therefore, not surprising that the estimation of the Jones polynomial of the trace closure of a braid is known to be in this model (in fact, recently Shor & Jordan have shown that it is complete for this model [SJ08]), because the trace closure of a braid, when interpreted as a tensor network, translates to the (weighted) trace operation in a quantum computation. However, as the same tensor-network can be graphically presented and bubbled in many different ways, it might be hard to identify the trace operation that hides in a particular layout of the network. It would therefore be interesting to see if there exists a more natural way to characterize these networks, using, perhaps, some property of the network that is invariant to the way in which it is presented. Such characterization might shed some more light on this interesting complexity class.

It is also interesting to consider the idea of additive approximations from a complexity theory point of view. In a recent paper, Goldberg & Jerrum studied the complexity of a multiplicative approximation (FPRAS) for the Tutte polynomial [GJ07]. They map about three quarters of the Tutte plane, distinguishing between points where there is an FPRAS and points where an FPRAS

is NP-hard. It would be interesting to do the same with respect to additive approximations. In light of the recent quantum algorithms for the Jones and Tutte polynomials, as well the results of this paper, it seems that additive approximations are a natural framework for quantum algorithms. We therefore hope that quantum hardness results can be used to map regions in the Tutte plane which are inaccessible to classical additive approximations with certain approximation scales (unless  $\text{BPP} = \text{BQP}$ ). It is also interesting to understand the relationship between such points and other points and approximation scales where an additive approximation is NP-hard. The first few steps in that direction were taken by [BFLW05], and we hope that the algorithms and techniques of this paper can be used to further advance these ideas.

Finally, we briefly mention two other directions of inquiry that might be of interest. The first is to see whether there is a natural extension of our tensor-network definition of the BQP class to the QMA class (or more likely the QCMA class). Can such a definition shed new light on these complexity classes? A related problem is to find a QMA-complete problem that is *naturally* cast in the language of tensor-networks.

The second direction is to understand the structure of universal sets of tensors, i.e. sets of elementary tensors that can be efficiently contracted to approximate any other tensor. So far, such sets were found solely using techniques from quantum computations: one begins with a set of transformations that form a dense subgroup  $SU(N)$  or  $SL(N)$ , and then proves universality using the (either unitary or non-unitary - see [AAEL07]) Solovay-Kitaev theorem. The set of universal transformations yields a set of universal tensors. It is therefore interesting to see if there exist other, perhaps more direct, techniques to prove such universality, techniques that do not rely on heavy machinery from the theory of Lie groups.

## 8 Acknowledgments

We would like to thank Maarten van den Nest, Wolfgang Dür and Hans Briegel for pointing our attention to an implicit quantum algorithm for the evaluation of the partition function of the Potts model using the framework of graph states and one-way quantum computation. Their observation paved the way for the difference algorithms in Sec. 5.3. We would also like to thank Dorit Aharonov for useful discussions and suggestions.

## References

- [AA06] D. Aharonov and I. Arad, *The BQP-hardness of approximating the Jones Polynomial*, Arxiv preprint quant-ph/0605181 (2006).
- [AAEL07] D. Aharonov, I. Arad, E. Eban and Z. Landau, *Polynomial Quantum Algorithms for Additive approximations of the Potts model and other Points of the Tutte Plane*, Arxiv preprint quant-ph/0702008 (2007).
- [ACP87] S. Arnborg, D. G. Corneil and A. Proskurowski, *Complexity of finding embeddings in a  $k$ -tree*, SIAM J. Algebraic Discrete Methods **8**(2), 277–284 (1987).
- [AJL06] D. Aharonov, V. Jones and Z. Landau, *A polynomial quantum algorithm for approximating the Jones polynomial*, Proceedings of the thirty-eighth annual ACM symposium on Theory of computing , 427–436 (2006).

- [ALM06] D. Aharonov, Z. Landau and J. Makowsky, *The quantum FFT can be classically simulated*, arXiv preprint (2006), quant-ph/0611156.
- [Bax08] R. J. Baxter, *Exactly Solved Models in Statistical Mechanics*, Dover, 2008.
- [BFLW05] M. Bordewich, M. Freedman, L. Lovász and D. Welsh, *Approximate Counting and Quantum Computation*, Comb. Probab. Comput. **14**(5-6), 737–754 (2005).
- [Cal85] H. B. Callen, *Thermodynamics and an Introduction to Thermostatistics*, Wiley, 2nd edition, August 1985.
- [CCD<sup>+</sup>03] A. M. Childs, R. Cleve, E. Deotto, E. Farhi, S. Gutmann and D. A. Spielman, *Exponential algorithmic speedup by a quantum walk*, pages 59–68 (2003).
- [DGGJ04] M. Dyer, L. Goldberg, C. Greenhill and M. Jerrum, *The relative complexity of approximate counting problems*, Algorithmica **38**(3), 471–500 (2004).
- [DN05] C. Dawson and M. Nielsen, *The Solovay-Kitaev algorithm*, Arxiv preprint quant-ph/0505030 (2005).
- [FKLW02] M. Freedman, A. Kitaev, M. Larsen and Z. Wang, *Topological quantum computation*, Bull. Amer. Math. Soc. **40**(1), 31–38 (2002).
- [FKW02] M. Freedman, A. Kitaev and Z. Wang, *Simulation of Topological Field Theories by Quantum Computers*, Communications in Mathematical Physics **227**(3), 587–603 (2002).
- [FLW02] M. Freedman, M. Larsen and Z. Wang, *A Modular Functor Which is Universal for Quantum Computation*, Communications in Mathematical Physics **227**(3), 605–622 (2002).
- [Ger08] J. Geraci, *A BQP-complete problem related to the Ising model partition function via a new connection between quantum circuits and graphs*, arXiv preprint (2008), 0801.4833.
- [GJ07] L. A. Goldberg and M. Jerrum, *Inapproximability of the Tutte polynomial*, in *STOC '07: Proceedings of the thirty-ninth annual ACM symposium on Theory of computing*, pages 459–468, New York, NY, USA, 2007, ACM.
- [GJS74] M. R. Garey, D. S. Johnson and L. Stockmeyer, *Some simplified NP-complete problems*, in *STOC '74: Proceedings of the sixth annual ACM symposium on Theory of computing*, pages 47–63, New York, NY, USA, 1974, ACM.
- [GL08] J. Geraci and D. Lidar, *On the Exact Evaluation of Certain Instances of the Potts Partition Function by Quantum Computers*, Communications in Mathematical Physics **279**(3), 735–768 (2008), quant-ph/0703023.
- [Hal07] S. Hallgren, *Polynomial-time quantum algorithms for Pell’s equation and the principal ideal problem*, J. ACM **54**(1), 1 (2007).



- [HKH<sup>+</sup>08] R. Hübener, C. Kruszynska, L. Hartmann, W. Dür, F. Verstraete, J. Eisert and M. Plenio, *Renormalization algorithm with graph enhancement*, ArXiv Condensed Matter e-prints (February 2008), 0802.1211.
- [JWV90] F. Jaeger, D. Vertigan and D. Welsh, *On the computational complexity of the Jones and Tutte polynomials*, Math. Proc. Camb. Phil. Soc **108**(11), 35–53 (1990).
- [KL98] E. Knill and R. Laflamme, *Power of One Bit of Quantum Information*, Phys. Rev. Lett. **81**(25), 5672–5675 (Dec 1998).
- [KSV02] A. Y. Kitaev, A. H. Shen and M. N. Vyalyi, *Classical and Quantum Computation*, American Mathematical Society, Boston, MA, USA, 2002.
- [Kup03] G. Kuperberg, *A subexponential-time quantum algorithm for the dihedral hidden subgroup problem*, (2003).
- [MS05] I. Markov and Y. Shi, *Simulating quantum computation by contracting tensor networks*, arXiv preprint (2005), quant-ph/0511069.
- [Pap94] C. M. Papadimitriou, *Computational complexity*, Addison-Wesley, Reading, Massachusetts, 1994.
- [SDV06] Y. Shi, L. Duan and G. Vidal, *Classical simulation of quantum many-body systems with a tree tensor network*, Phys. Rev. A **74**, 022320 (2006), quant-ph/0511070.
- [Sho97] P. W. Shor, *Polynomial-Time Algorithms for Prime Factorization and Discrete Logarithms on a Quantum Computer*, SIAM J. Comput. **26**(5), 1484–1509 (1997).
- [SJ08] P. W. Shor and S. P. Jordan, *Estimating Jones polynomials is a complete problem for one clean qubit*, QIC **8**(8 & 9) (2008), arXiv:0707.2831.
- [Sok05] A. D. Sokal, *The multivariate Tutte polynomial (alias Potts model) for graphs and matroids*, Surveys in Combinatorics 2005 , 173–226 (2005).
- [VC04] F. Verstraete and J. I. Cirac, *Renormalization algorithms for Quantum-Many Body Systems in two and higher dimensions*, ArXiv Condensed Matter e-prints (July 2004), cond-mat/0407066.
- [vDHI03] W. van Dam, S. Hallgren and L. Ip, *Quantum algorithms for some hidden shift problems*, pages 489–498 (2003).
- [VdN07] M. Van den Nest, private communication, 2007.
- [VdN09a] M. Van den Nest, *Classical simulation of quantum algorithms and the role of classical postprocessing*, arXiv preprint (2009), arXiv:0911.1624.
- [VdN09b] M. Van den Nest, private communication, 2009.
- [VdNDB07a] M. Van den Nest, W. Dür and H. J. Briegel, *Completeness of the classical 2D Ising model and universal quantum computation*, eprint arXiv: 0708.2275 (2007).
- [VdNDB07b] M. Van den Nest, W. Dur and H. Briegel, *Classical spin models and the quantum-stabilizer formalism*, Phys Rev Lett **98**(11), 117207 (2007).

- [VdNDR08] M. Van den Nest, W. Dür and H. J. Raussendorf, R. Briegel, *Quantum algorithms for spin models and simulable gate sets for quantum computation*, arXiv preprint (2008), 0805.1214.
- [VdNDVB07] M. Van den Nest, W. Dür, G. Vidal and H. J. Briegel, *Classical simulation versus universality in measurement-based quantum computation*, Physical review. A **75**(1 A) (2007), quant-ph/0608060.
- [Vid03] G. Vidal, *Efficient Classical Simulation of Slightly Entangled Quantum Computations*, Phys. Rev. Lett. **91**(14), 147902 (Oct 2003), quant-ph/0301063.
- [Vid04] G. Vidal, *Efficient Simulation of One-Dimensional Quantum Many-Body Systems*, Phys. Rev. Lett. **93**(4), 040502 (Jul 2004), quant-ph/0310089.
- [Vid07] G. Vidal, *Entanglement Renormalization*, Phys. Rev. Lett. **99**, 220405 (2007), cond-mat/0512165.
- [Wat01] J. Watrous, *Quantum algorithms for solvable groups*, pages 60–67 (2001).
- [Wel93] D. J. A. Welsh, *Complexity: knots, colourings and counting*, Cambridge University Press, New York, NY, USA, 1993.
- [YW06] J. Yard and P. Wocjan, *The Jones polynomial: quantum algorithms and applications in quantum complexity theory*, Arxiv preprint quant-ph/0603069 (2006), quant-ph/0603069.

## A The Hadamard test

The Hadamard test is a simple and well-known quantum algorithm that approximates the inner product  $\langle \alpha | U | \alpha \rangle$  for a normalized state  $|\alpha\rangle$  and a unitary operator  $U$  that can be efficiently generated. As it is an important part of our main result Theorem 3.4, we include it here for sake of completeness.

**Theorem A.1 (The Hadamard test)** *Let  $|\alpha\rangle$  be a normalized state that can be efficiently generated (e.g., a tensor product  $|0\rangle^{\otimes n}$ ), and let  $U$  be a unitary operator that can be implemented on a quantum computer in time  $T$ . Then there exists a quantum algorithm that for every  $\varepsilon > 0$  outputs a complex number  $r$  such that*

$$\Pr \left( |\langle \alpha | U | \alpha \rangle - r| \geq \varepsilon \right) \leq 1/4, \quad (47)$$

and the running time of the algorithm is  $\mathcal{O}(\varepsilon^{-2}T)$ .

**Proof:** We add an ancillary qubit to the system and initialize it in the state  $|\psi_0\rangle = |\alpha\rangle|0\rangle$ . Acting with the Hadamard gate  $H = \frac{1}{\sqrt{2}}\begin{pmatrix} 1 & -1 \\ 1 & 1 \end{pmatrix}$  on the ancillary qubit, we get  $|\psi_1\rangle = \frac{1}{\sqrt{2}}|\alpha\rangle \otimes (|0\rangle + |1\rangle)$ . The next step is to act with  $U$  on the registers of  $\alpha$  conditioned on the ancillary qubit. The result is  $|\psi_2\rangle = \frac{1}{\sqrt{2}}(|\alpha\rangle \otimes |0\rangle + (U|\alpha\rangle) \otimes |1\rangle)$ . Finally we act again with the Hadamard gate on the ancillary qubit and obtain

$$|\psi_3\rangle = \frac{1}{2} \left[ |\alpha\rangle \otimes |0\rangle + |\alpha\rangle \otimes |1\rangle + (U|\alpha\rangle) \otimes |1\rangle - (U|\alpha\rangle) \otimes |0\rangle \right]. \quad (48)$$

We measure the ancillary qubit and output the number 1 for  $|1\rangle$  and  $-1$  for  $|0\rangle$ . We repeat this process  $N$  times and store the results in the variables  $x_1, \dots, x_N$ . These are independent identically distributed random variables with an average  $E(x_i) = \text{Re}\langle\alpha|U|\alpha\rangle$  since  $\Pr(x_i = 1) = \frac{1}{4}[2 + 2\text{Re}\langle\alpha|U|\alpha\rangle]$  and  $\Pr(x_i = -1) = \frac{1}{4}[2 - 2\text{Re}\langle\alpha|U|\alpha\rangle]$ . We can therefore use the Chernoff-Hoeffding bound and obtain

$$\Pr\left[\left|\frac{1}{N}\sum_{i=1}^N x_i - \text{Re}\langle\alpha|U|\alpha\rangle\right| \geq \varepsilon\right] \leq 2e^{-2N\varepsilon^2}. \quad (49)$$

Thus taking  $N = \mathcal{O}(\varepsilon^{-2})$ , we obtain the right approximation for  $\text{Re}\langle\alpha|U|\alpha\rangle$ .

To approximate the imaginary part, we change the first step such that  $|\psi_1\rangle = \frac{1}{\sqrt{2}}|\alpha\rangle \otimes (|0\rangle - i|1\rangle)$ , and proceed in the same way. All in all, the entire algorithm runs in  $\mathcal{O}(T\varepsilon^{-2})$  quantum time.

Notice that we can replace the  $1/4$  factor in (47) by any constant  $\delta > 0$  and obtain a running time of  $\mathcal{O}(T\varepsilon^{-2} \log \delta)$ . ■