

# ON THE FINSLER METRICS OBTAINED AS LIMITS OF CHESSBOARD STRUCTURES

MICOL AMAR, GRAZIANO CRASTA, AND ANNALISA MALUSA

ABSTRACT. We study the geodesics in a planar chessboard structure with two values 1 and  $\beta > 1$ . The results for a fixed structure allow us to infer the properties of the Finsler metrics obtained, with an homogenization procedure, as limit of oscillating chessboard structures.

## 1. INTRODUCTION

In this paper we deal with optical paths in a dioptric material with parallel geometry and a chessboard structure on transversal planes. Further to a bidimensional reduction, we fix the optical features of the composite material in terms of its refractive index: given  $\beta > 1$ , let us define on  $[0, 2) \times [0, 2)$  the function

$$(1) \quad a_\beta(x, y) = \begin{cases} \beta, & \text{if } (x, y) \in [(0, 1) \times (1, 2)] \cup [(1, 2) \times (0, 1)], \\ 1, & \text{otherwise,} \end{cases}$$

and extend it by periodicity to a function defined on  $\mathbb{R}^2$  which we still denote by  $a_\beta$ .

Hence, normalizing to 1 the speed of light in the vacuum, light travels in the dioptric material with a speed  $1/a_\beta$ .

Since we are dealing with a system employing only refraction, Fermat's principle dictates that the optical paths between two points minimize the optical path length, which coincides with the time spent. Thus, in an homogeneous material, where the speed of light is constant, the optical path is a segment. Moreover, Fermat's principle leads to Snell's law of refraction, which completely describes the optical paths in layered materials (see [?] for a comprehensive introduction on the principles of optics). The explicit description of the optical paths in the chessboard structure becomes harder since, for example, no necessary condition prescribes their behaviour at corners.

From a geometrical viewpoint, we are interested in the description of the geodesics in the Riemannian structure  $(\mathbb{R}^2, a_\beta)$ , that hereafter will be called *standard chessboard structure*. We shall refer to *light squares* or to *dark squares*, when, respectively,  $a_\beta = 1$  or  $a_\beta = \beta$ .

In the mathematical model, a virtual path emanated from the origin is a solution  $u: [0, T] \rightarrow \mathbb{R}^2$  to the differential inclusion

$$(2) \quad \begin{cases} u'(t) \in G_\beta(u(t)), & 0 \leq t \leq T, \\ u(0) = 0, \end{cases}$$

where the set-valued map (with nonconvex values)  $G_\beta$  is defined by

$$G_\beta(x, y) = \frac{1}{a_\beta(x, y)} \partial \bar{B}_1(0), \quad (x, y) \in \mathbb{R}^2$$

---

*Date:* April 28, 2008.

*Key words and phrases.* Minimum time problems, Fermat's Principle, Finsler metrics.

(see e.g. [?] for an introduction to differential inclusions).

Fermat's Principle states that a ray of light from  $O$  to  $\xi$  is a solution of the minimum time problem with target  $\xi$

$$(3) \quad T_\beta(\xi) = \inf\{T \geq 0; \exists u(\cdot) \text{ solution of (2), with } u(T) = \xi\}.$$

In [?] it is proved that the infimum in (3) is reached. Moreover, if  $u(\cdot)$  is a solution of (2) satisfying  $u(T) = \xi$ , then the optical length of the curve  $\Gamma = \{u(t); 0 \leq t \leq T\}$  is

$$\mathcal{L}_\beta(\Gamma) = \int_0^T a_\beta(u(t)) |u'(t)| dt = T.$$

Then optical paths are geodesic curves in the Riemannian structure  $(\mathbb{R}^2, a_\beta)$ . We underline again that the global minimization procedure considers only refracted rays, excluding all reflected rays, because a reflected ray is never a global geodesic. Hence our results have a reasonable physical meaning either if the number of interfaces traversed in the periodic media is not very high, or for  $\beta$  near to 1, since in both cases the reflected light can be neglected. Anyhow the results are intended as a depiction of curves of minimal length in the Riemannian structure  $(\mathbb{R}^2, a_\beta)$ .

A starting point is the elementary observation that, for  $\beta > 2$ , any geodesic joining two points in the light material (i.e. in the set  $\{a_\beta = 1\}$ ) is a "light path", i.e. it never crosses the dark material. With little more work it is not difficult to prove the same conclusion if  $\beta > \sqrt{2}$ , provided that the endpoints of the geodesic have integer coordinates. Moreover, the value  $\beta = \sqrt{2}$  is an optimal threshold in this class of geodesics, since the diagonal of a dark square is a geodesic for every  $\beta \leq \sqrt{2}$ .

In this paper we obtain a perhaps surprising result, focusing our attention to geodesics joining two points with coordinates  $(2n + j, j)$ ,  $n, j \in \mathbb{Z}$ , that we call *light vertices*. For  $\beta \geq \sqrt{3/2}$  we depict explicitly the geodesics joining the origin to a light vertex. As a consequence, we prove that the threshold value for the minimality of light paths is given by  $\beta_0^c \in (\sqrt{3/2}, \sqrt{2})$ , which is exactly the value of  $\beta$  such that the optical path joining  $O$  with the light vertex  $(3, 1)$  has the same length  $(2 + \sqrt{2})$  of the optimal light paths. More precisely, we show that for  $\beta > \beta_0^c$  the geodesics are optimal light paths, whereas for  $\sqrt{3/2} < \beta < \beta_0^c$  the minimal curves are constructed concatenating the maximal number of translations of the optical path joining  $O$  with  $(3, 1)$ , with segments either on the sides of the squares or on light diagonals.

For  $1 < \beta < \sqrt{3/2}$  the characterization of the geodesics seems to be a hard problem, for reasons that will be clarified in Section 5. Anyhow, we are able to compute the optical paths joining the origin to a light vertex in a small cone  $\{0 \leq K y \leq x\}$ , where  $K = K(\beta)$  is an odd positive integer, whose value diverges to  $+\infty$  as  $\beta$  approaches 1.

The knowledge of the minimal length of curves joining the origin to light vertices in the chessboard structure is enough to characterize the so-called homogenized model. Namely, the results described above give information about the optical paths in an inhomogeneous dioptric material whose observed refractive index, at a mesoscopic level, is given by the chessboard structure, that is the observed refractive index at a given scale  $\varepsilon > 0$  is  $a_\beta^\varepsilon(x, y) = a_\beta(x/\varepsilon, y/\varepsilon)$ . We are interested in the behavior of the optical length of geodesics when  $\varepsilon \rightarrow 0$ .

We already know that, at the scale  $\varepsilon$ , a virtual path emanated from the origin is a solution  $u: [0, T] \rightarrow \mathbb{R}^2$  of the differential inclusion

$$(4) \quad \begin{cases} u'(t) \in \frac{1}{a_\beta^\varepsilon(u(t))} \partial \overline{B}_1(0), & 0 \leq t \leq T, \\ u(0) = 0, \end{cases}$$

and Fermat's Principle states that a ray of light from  $O$  to  $\xi$  is a solution of the minimum time problem with target  $\xi$

$$(5) \quad T_\beta^\varepsilon(\xi) = \inf\{T \geq 0; \exists u(\cdot) \text{ solution of (4), with } u(T) = \xi\}.$$

We are interested in the characterization of the limit, as  $\varepsilon \rightarrow 0$ , of the minimum time problems (4)–(5).

The minimum time problems can be rephrased in terms of minimum problems of the Calculus of Variations. Let us denote by  $\mathcal{L}_\beta^\varepsilon$  the length functional in the chessboard structure corresponding to  $a_\beta^\varepsilon$ , that is

$$\mathcal{L}_\beta^\varepsilon(u) = \int_0^1 a_\beta^\varepsilon(u(t)) |u'(t)| dt, \quad u \in AC([0, 1], \mathbb{R}^2),$$

and by  $d_\beta^\varepsilon(0, \xi)$  the distance between  $O$  and  $\xi$  in such a structure, that is

$$(6) \quad d_\beta^\varepsilon(0, \xi) = \inf \left\{ \mathcal{L}_\beta^\varepsilon(u) : u \in AC([0, 1]; \mathbb{R}^2) \text{ s.t. } u(0) = 0, u(1) = \xi \right\}.$$

If  $u(\cdot)$  is a solution of (4) satisfying  $u(T) = \xi$ , then  $T$  equals the optical length of the curve  $\Gamma = \{u(t); 0 \leq t \leq T\}$  so that

$$(7) \quad T_\beta^\varepsilon(\xi) = d_\beta^\varepsilon(0, \xi), \quad \xi \in \mathbb{R}^2.$$

The advantage of this formulation is that the asymptotic behavior of  $d_\beta^\varepsilon$  can be discussed in terms of  $\Gamma$ -convergence of the functionals  $F_\beta^\varepsilon$  (see e.g. [?] for an introduction to  $\Gamma$ -convergence). In [?] it was shown that the sequence  $(\mathcal{L}_\beta^\varepsilon)$   $\Gamma$ -converges in  $AC([0, 1], \mathbb{R}^2)$  (w.r.t. the  $L^1$  topology) to the functional

$$\mathcal{L}_\beta^{\text{hom}}(u) = \int_0^1 \Phi_\beta(u'(t)) dt, \quad u \in AC([0, 1], \mathbb{R}^2),$$

where  $\Phi_\beta: \mathbb{R}^2 \rightarrow [0, +\infty)$  is a convex, positively 1-homogeneous function, such that  $|\xi| \leq \Phi_\beta(\xi) \leq \beta|\xi|$  for every  $\xi \in \mathbb{R}^2$ . As a consequence,  $\Phi_\beta$  turns out to be a homogeneous Finsler metric in  $\mathbb{R}^2$  (see e.g. [?] for an introduction to Finsler geometry).

In [?] it is shown that  $\Phi_\beta$  is not a Riemannian metric in  $\mathbb{R}^2$  for every  $\beta > 1$ . In this paper we shall refine this result proving that the optical unit ball  $\{\Phi_\beta \leq 1\}$  is neither strictly convex nor differentiable (see Theorem 6.4 and Corollary 6.5 below).

Since  $\Phi_\beta$  is characterized by

$$\Phi_\beta(\xi) = \lim_{\varepsilon \rightarrow 0^+} d_\beta^\varepsilon(0, \xi),$$

then the limit of the minimum time problems (4)–(5) is given by

$$T_\beta(\xi) = \inf\{T \geq 0; \exists u(\cdot) \text{ such that } \Phi_\beta(u'(t)) = 1, u(0) = 0, u(T) = \xi\} = \Phi_\beta(\xi).$$

This is what we have called homogenized model related to the chessboard structure.

Since  $\Phi_\beta$  is positively 1-homogeneous, it is completely determined by the geometry of the optical unit sphere  $\{\Phi_\beta = 1\}$ , which is, in some sense, a generalized geometric wavefront with source point located at  $O$ . Moreover, due to elementary symmetry properties, it is enough to describe the set  $\{\Phi_\beta = 1\} \cap \{0 \leq y \leq x\}$ .

Starting from our results on chessboard structures, we obtain that, if  $\beta \geq \beta_0^c$ , then the homogenized metric is

$$(8) \quad \Phi_\beta(x, y) = (\sqrt{2} - 1) \min\{|x|, |y|\} + \max\{|x|, |y|\}, \quad \forall (x, y) \in \mathbb{R}^2,$$

and the geometric wavefront  $\{\Phi_\beta = 1\}$  is the regular octagon inscribed in the unit circle, whose vertices lie on the coordinate axes and on the diagonals. This result generalizes the trivial remark concerning the case  $\beta \geq 2$  (see [?]). On the other, we obtain that the octagonal geometry of the wavefront breaks for  $\beta = \beta_0^c$ , and the optical unit sphere becomes an irregular polygon with sixteen sides for  $\sqrt{3/2} \leq \beta < \beta_0^c$  (see Figure 11). These are two of the main results of our paper; we refer to Theorem 6.3 below for their precise statement.

For  $1 < \beta < \sqrt{3/2}$  we will be able to compute the optical unit ball in the two small cones  $\{K|y| \leq |x|\}$  and  $\{K|x| \leq |y|\}$ , where  $K = K(\beta)$  is the odd positive integer introduced above for the chessboard structure. More precisely, we shall show that in these regions the boundary  $\{\Phi_\beta = 1\}$  is piecewise flat with corners at the points  $(1, 0)$ ,  $(0, 1)$ ,  $(-1, 0)$ , and  $(0, -1)$  (see Theorem 6.4). As a consequence, the optical unit ball  $\{\Phi_\beta \leq 1\}$  is neither strictly convex nor differentiable.

We conclude this introduction with a warning on the physical interpretation of our results concerning the homogenized model. First of all, the geometrical optics approximation is valid if the lengthscale  $\varepsilon$  is much greater than the wavelength of light. If  $\varepsilon$  is of the same order of magnitude of the wavelength, then we fall in the domain of photonic crystals optics, for which the full system of Maxwell equations must be considered. On the other hand, even in the range of geometric optics, our global minimization procedure considers only refracted rays, excluding all reflected rays. Since, at a macroscopic level, the number of interfaces traversed in the periodic media can be very high, the reflected light cannot in general be neglected.

In the paper the following notation will be used.

- $\llbracket P, Q \rrbracket$ : closed segment joining  $P, Q \in \mathbb{R}^2$
- $\llbracket P, Q \rrbracket = \llbracket P, Q \rrbracket \setminus \{P\}$ ,  $\llbracket P, Q \rrbracket = \llbracket P, Q \rrbracket \setminus \{Q\}$
- $\llbracket P_1, P_2, \dots, P_n \rrbracket$ : polygonal line joining the ordered set of points  $P_1, P_2, \dots, P_n$ .
- $\lfloor t \rfloor = \max\{k \in \mathbb{Z} : k \leq t\}$ .
- $f_s = \frac{\partial f}{\partial s}$ : partial derivative of a function  $f$  with respect to  $s$
- $S(A, B)$ : Snell path joining  $A$  to  $B$  (defined in Section 2)
- $\mathcal{L}_\beta(\Gamma) = \mathcal{L}_\beta^1(\Gamma)$ : length of  $\Gamma$  in the standard chessboard structure (optical length).

## 2. SNELL PATHS

Let us consider the flat Riemannian structure  $(\mathbb{R}^2, \bar{a}_\beta)$ , where

$$\bar{a}_\beta(x, y) = \begin{cases} 1 & \text{if } \lfloor x \rfloor \text{ is even,} \\ \beta & \text{if } \lfloor x \rfloor \text{ is odd,} \end{cases} \quad \beta \in \mathbb{R}, \beta > 1.$$

Note that this structure corresponds to a composite medium whose structure is made by alternate vertical strips of light and dark material.

It is well known that for every pair  $A = (x_A, y_A)$ ,  $B = (x_B, y_B)$  there exists a unique curve of minimal length (the geodesic curve) joining  $A$  to  $B$ , which is an affine path in

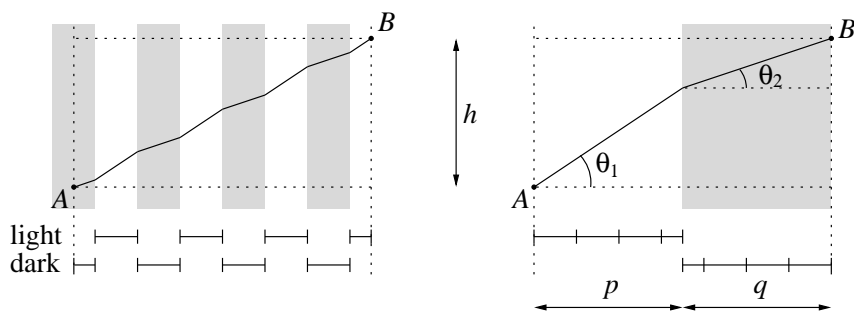


FIGURE 1. A Snell path in the layered material and the equivalent Snell path with a single interface.

every vertical strip  $\{[x] = k\}$ ,  $k \in \mathbb{Z}$ . Moreover, at every interface between two strips, the change of slope is governed by the Snell's Law of refraction

$$(9) \quad \sin \theta_1 = \beta \sin \theta_2,$$

where  $\theta_1$  and  $\theta_2$  are the angles of incidence with the interface from the light strip and the dark strip, respectively (see, e.g., [?, §3.2.2] or [?, §3.4]).

In the sequel, this geodesic curve will be called the *Snell path* joining  $A$  and  $B$  and will be denoted by  $S(A, B)$ . In order to fix the ideas, we shall always assume that  $x_A < x_B$ , and  $y_A \leq y_B$ . We shall refer to the positive quantity  $x_B - x_A$  as the *thickness* of the Snell path.

Let  $p, q \geq 0$  be, respectively, the thickness of the light and of the dark zone crossed by the path  $S(A, B)$ , so that  $x_B - x_A = p + q$ , and let  $h$  be the vertical height  $h = y_B - y_A$ . Since  $h = p \tan \theta_1 + q \tan \theta_2$  (see Figure 1), and (9) holds true, then  $\hat{\sigma}(p, q, h) = \sin \theta_1$  is implicitly determined in term of  $p, q$  and  $h$  by the constraint

$$(10) \quad \frac{p \hat{\sigma}}{\sqrt{1 - \hat{\sigma}^2}} + \frac{q \hat{\sigma}}{\sqrt{\beta^2 - \hat{\sigma}^2}} = h.$$

Clearly,  $\hat{\sigma}(p, q, h)$  is a strictly decreasing function w.r.t.  $p$  and  $q$ , while it is a strictly increasing function w.r.t.  $h$ .

Finally, the optical length of the Snell path  $S(A, B)$ , given by  $p / \cos \theta_1 + \beta q / \cos \theta_2$ , can be expressed in terms of  $p, q$  and  $h$  taking again into account (9):

$$(11) \quad L(p, q, h) := \frac{p}{\sqrt{1 - \hat{\sigma}(p, q, h)^2}} + \frac{\beta^2 q}{\sqrt{\beta^2 - \hat{\sigma}(p, q, h)^2}}.$$

**Lemma 2.1.** *Let  $\hat{\sigma}$  and  $L$  be defined by (10) and (11) respectively. Then*

$$L_p(p, q, h) = \sqrt{1 - \hat{\sigma}^2}, \quad L_q(p, q, h) = \sqrt{\beta^2 - \hat{\sigma}^2},$$

for every  $p, q \geq 0$ , and for every  $h \in \mathbb{R}$ .

*Proof.* Differentiating (10) w.r.t.  $p$ , we get

$$\frac{\hat{\sigma}}{\sqrt{1 - \hat{\sigma}^2}} + \frac{p \hat{\sigma}_p}{(1 - \hat{\sigma}^2)^{3/2}} + \frac{\beta^2 q \hat{\sigma}_p}{(\beta^2 - \hat{\sigma}^2)^{3/2}} = 0.$$

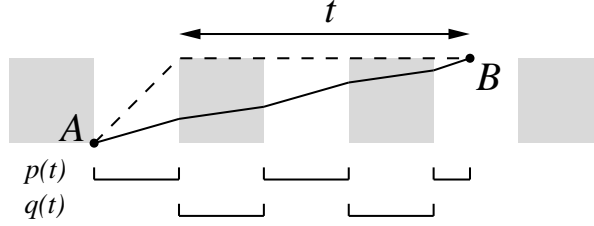


FIGURE 2. The solid line corresponds to the Snell path  $S(A, B)$ , while the dashed line is a minimal path joining  $A$  and  $B$  without crossing the dark squares.

Hence

$$\begin{aligned} L_p(p, q, h) &= \frac{1}{\sqrt{1 - \hat{\sigma}^2}} + \frac{p \hat{\sigma}_p \hat{\sigma}}{(1 - \hat{\sigma}^2)^{3/2}} + \frac{\beta^2 q \hat{\sigma}_p \hat{\sigma}}{(\beta^2 - \hat{\sigma}^2)^{3/2}} \\ &= \frac{1}{\sqrt{1 - \hat{\sigma}^2}} - \frac{\hat{\sigma}^2}{\sqrt{1 - \hat{\sigma}^2}} = \sqrt{1 - \hat{\sigma}^2}. \end{aligned}$$

By an analogous computation one obtains the expression for  $L_q$ .  $\square$

*Remark 2.2.* By Lemma 2.1, it follows that, given the thickness  $\tau = p + q$  and the height  $h \in \mathbb{R}$  of a Snell path we have that

$$\frac{d}{dq} L(\tau - q, q, h) = -\sqrt{1 - \hat{\sigma}^2} + \sqrt{\beta^2 - \hat{\sigma}^2} > 0.$$

The geometrical meaning of this formula is clear: for Snell paths with fixed thickness, the more is the thickness of the dark material crossed, the more is the optical length of the path.

### 3. THE NORMALIZED LENGTH

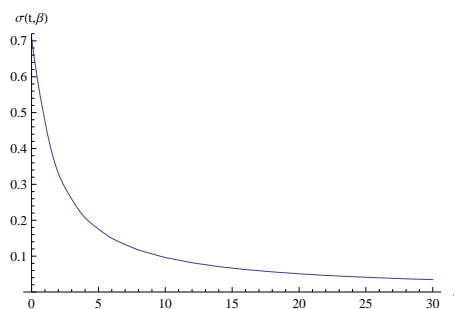
Let us consider now  $\mathbb{R}^2$  endowed with the standard chessboard structure.

**Definition 3.1.** The  $n$ -th *light diagonal*,  $n \in \mathbb{Z}$ , is the straight line  $D_n$  of equation  $y = x - 2n$ . A *light vertex* is a point having integer coordinates and belonging to a light diagonal.

**Definition 3.2.** Given two points  $A$  and  $B$  in the same horizontal strip  $\{y \in [r, r + 1]\}$ ,  $r \in \mathbb{Z}$ , the Snell path joining  $A$  to  $B$  (in the chessboard structure) is the geodesic  $S(A, B)$  in the corresponding parallel layer structure  $\bar{a}(x + r, y)$ .

We are interested in the properties of the Snell paths starting from a light vertex  $A$  (say  $A = O$ , without loss of generality) and ending in a point  $B$  on the other side of the horizontal strip containing  $A$  (say  $B = (x_B, 1)$ ,  $x_B > 0$ ) (see Figure 2).

If  $0 < x_B \leq 1$ , clearly  $S(O, B) = \llbracket O, B \rrbracket$  is the unique geodesic joining  $O$  to  $B$ . On the other hand,  $S(O, B)$  need not to be a geodesic when  $x_B > 1$ . Namely, we already know that for  $\beta$  large enough the optical length of  $S(O, B)$  is strictly greater than the optical length of the path obtained by a concatenation of horizontal segments on the lines  $x = 0$  or  $x = 1$ , with total length  $x_B - 1$ , and a segment on a light diagonal, with length  $\sqrt{2}$ . In this section we discuss the behavior of the difference  $\mathcal{L}_\beta(S(O, B)) - x_B + 1 - \sqrt{2}$

FIGURE 3. Plot of  $\hat{\sigma}(t, \beta)$ ,  $\beta = 1.15$ .

for  $x_B \geq 1$ . To this aim, for  $t \geq 0$  and  $\beta \geq 1$ , with some abuse of notation we define  $\hat{\sigma}(t, \beta) = \hat{\sigma}(p(t), q(t), 1)$ , where

$$(12) \quad q(t) = \begin{cases} \frac{\lfloor t+1 \rfloor}{2} & \text{if } \lfloor t \rfloor \text{ is odd,} \\ t - \frac{\lfloor t \rfloor}{2} & \text{if } \lfloor t \rfloor \text{ is even,} \end{cases}$$

and  $p(t) = t + 1 - q(t)$ . Recall that  $\hat{\sigma}(t, \beta)$  is determined by the constraint

$$(13) \quad \frac{p(t) \hat{\sigma}}{\sqrt{1 - \hat{\sigma}^2}} + \frac{q(t) \hat{\sigma}}{\sqrt{\beta^2 - \hat{\sigma}^2}} - 1 = 0.$$

As a consequence we have

$$(14) \quad \hat{\sigma}_t(t, \beta) = \frac{-\frac{\hat{\sigma} p_t}{\sqrt{1 - \hat{\sigma}^2}} - \frac{\hat{\sigma} q_t}{\sqrt{\beta^2 - \hat{\sigma}^2}}}{\frac{p}{(1 - \hat{\sigma}^2)^{3/2}} + \frac{\beta^2 q}{(\beta^2 - \hat{\sigma}^2)^{3/2}}} < 0, \quad t > 0, t \notin \mathbb{N},$$

since  $p_t(t), q_t(t) \geq 0$ , and  $p_t(t) + q_t(t) = 1$  for every  $t > 0, t \notin \mathbb{N}$ . Thus the map  $t \mapsto \hat{\sigma}(t, \beta)$  is strictly decreasing in  $[0, +\infty)$ , and satisfies  $\hat{\sigma}(0, \beta) = 1/\sqrt{2}$ ,  $\lim_{t \rightarrow +\infty} \hat{\sigma}(t, \beta) = 0$  (see Figure 3).

Moreover, as a straightforward consequence of the Implicit Function Theorem, we have that  $\hat{\sigma}_\beta(t, \beta) > 0$  for every  $t > 0$ . In particular we have

$$(15) \quad \hat{\sigma}(t, \beta) > \hat{\sigma}(t, 1) = \frac{1}{\sqrt{(1+t)^2 + 1}}, \quad \forall t > 0, \forall \beta > 1.$$

**Definition 3.3.** We shall call *normalized length* the function

$$(16) \quad l(t, \beta) := \frac{p(t)}{\sqrt{1 - \hat{\sigma}(t, \beta)^2}} + \frac{\beta^2 q(t)}{\sqrt{\beta^2 - \hat{\sigma}(t, \beta)^2}} - t - \sqrt{2}.$$

Notice that  $l(t, \beta)$  is the length of the Snell path joining the origin  $(0, 0)$  with the point  $(t + 1, 1)$  normalized by subtracting the minimal length of the paths joining the same two points without crossing the dark squares (see Figure 2).

In order to simplify the notation we introduce the sets

$$I_L = \bigcup_{k \in \mathbb{N}} (2k + 1, 2k + 2), \quad I_D = \bigcup_{k \in \mathbb{N}} (2k, 2k + 1).$$

If  $t \in I_L$  then the last segment of the Snell path is in the interior of a light square, while, if  $t \in I_D$ , it is in the interior of a dark square.

The basic properties of the normalized length are collected in the following lemma.

**Lemma 3.4.** *The following properties hold.*

- (i)  $l_t(t, \beta) = \sqrt{1 - \hat{\sigma}^2(t, \beta)} - 1$  for every  $t \in I_L$ ;
- (ii)  $l_t(t, \beta) = \sqrt{\beta^2 - \hat{\sigma}^2(t, \beta)} - 1$  for every  $t \in I_D$ ;
- (iii)  $l(\cdot, \beta)$  is strictly convex in any interval of  $I_L \cup I_D$ ;
- (iv)  $l(\cdot, \beta)$  is strictly monotone decreasing in any interval of  $I_L$ ;
- (v) if  $\beta \geq \sqrt{3/2}$ , then  $l(\cdot, \beta)$  is strictly monotone increasing in any interval of  $I_D$ ;
- (vi) if  $1 < \beta < \sqrt{3/2}$ , then there exists a unique  $t_0 > 0$ , characterized by  $\hat{\sigma}(t_0, \beta) = \sqrt{\beta^2 - 1}$ , and such that

$$\begin{aligned} l_t(t, \beta) &< 0, \quad \forall t \in [0, t_0) \cap I_D, \\ l_t(t, \beta) &> 0, \quad \forall t \in (t_0, +\infty) \cap I_D. \end{aligned}$$

*Proof.* The derivatives in (i) and (ii) follow from Lemma 2.1, upon observing that  $p_t = 1$  and  $q_t = 0$  in  $I_L$ , while  $p_t = 0$  and  $q_t = 1$  in  $I_D$ . Clearly (i) implies (iv), while (ii) and the fact that  $0 \leq \hat{\sigma}^2(t, \beta) \leq 1/2$  imply (v) and (vi).

(iii) follows from (i), (ii), and the fact that  $\hat{\sigma}(\cdot, \beta)$  is a decreasing function.  $\square$

In conclusion, since  $l(0, \beta) = 0$  for every  $\beta \geq 1$ , by Lemma 3.4 we have that, for  $\beta \geq \sqrt{3/2}$ ,  $l(t, \beta) > 0$  for  $t \in (0, 1)$  and the local minima of  $l(\cdot, \beta)$  are attained at  $t = 2k$ ,  $k \in \mathbb{N}$ , corresponding to the Snell paths ending in the light vertices (see Figures 5 and 4).

On the contrary, if  $\beta < \sqrt{3/2}$ , a new local minimum for  $l(\cdot, \beta)$  may appear (see Figures 6 and 7). One may wonder if  $l(t_0, \beta)$  is an absolute minimum for some  $\beta$ . The following result shows that this is never the case. (We warn the reader that the proof is rather long and technical, and can be skipped in a first reading.)

**Theorem 3.5.** *Given  $1 < \beta < \sqrt{3/2}$ , let  $t_0 > 0$  be as in Lemma 3.4(vi). Then*

$$l(2k_0 + 2, \beta) \leq l(t_0, \beta),$$

where  $k_0 = \min\{k \in \mathbb{N} : t_0 \leq 2k + 2\}$ . Moreover, the strict inequality holds if  $t_0 \neq 2k_0 + 2$ .

*Proof.* If  $t_0 \in [2k_0 + 1, 2k_0 + 2]$ , then by Lemma 3.4(iv),(vi),  $l(2k_0 + 2, \beta) < l(t, \beta)$  for every  $t \in [0, 2k_0 + 2)$ , and the result is straightforward.

Let us now consider the case  $t_0 \in (0, 1)$ , so that  $k_0 = 0$ .

Recalling that  $\hat{\sigma}(t_0, \beta) = \sqrt{\beta^2 - 1}$ , we obtain that  $l(t_0, \beta) = \sqrt{2 - \beta^2} + \sqrt{\beta^2 - 1} - \sqrt{2}$ . On the other hand we have

$$\begin{aligned} l(2, \beta) &= \frac{2}{\sqrt{1 - \sigma_3^2}} + \frac{\beta^2}{\sqrt{\beta^2 - \sigma_3^2}} - 2 - \sqrt{2} - \sigma_3 \left( \frac{2\sigma_3}{\sqrt{1 - \sigma_3^2}} + \frac{\sigma_3}{\sqrt{\beta^2 - \sigma_3^2}} - 1 \right) \\ &= 2\sqrt{1 - \sigma_3^2} + \sqrt{\beta^2 - \sigma_3^2} - 2 - \sqrt{2} - \sigma_3, \end{aligned}$$

where  $\sigma_3 = \hat{\sigma}(2, \beta)$ , and we have used the constraint (13) satisfied by  $\sigma_3$ . Hence, denoting by

$$(17) \quad \varphi(\sigma, \beta) = 2\sqrt{1 - \sigma^2} + \sqrt{\beta^2 - \sigma^2} - 2 - \sigma - \sqrt{2 - \beta^2} - \sqrt{\beta^2 - 1},$$

we have to show that  $l(2, \beta) - l(t_0, \beta) = \varphi(\sigma_3, \beta) < 0$ .

One can easily check that  $\varphi(\sigma, \beta)$  is strictly monotone decreasing w.r.t.  $\sigma$  in  $[0, 1]$ , so that, by (15), we obtain  $\varphi(\sigma_3, \beta) < \varphi(1/\sqrt{10}, \beta)$  for every  $\beta \geq 1$ . In addition,  $\varphi(1/\sqrt{10}, \beta)$



is a strictly monotone increasing function w.r.t.  $\beta$ , so that we get

$$\varphi(\sigma_3, \beta) < \varphi(1/\sqrt{10}, \beta) < \varphi(1/\sqrt{10}, \sqrt{3/2}) = \frac{5}{\sqrt{10}} - 2 + \sqrt{\frac{14}{10}} - \sqrt{2} < 0,$$

for every  $\beta \in (1, \sqrt{3/2})$ , which concludes the proof for  $t_0 \in (0, 1)$ .

Assume now that  $t_0 \in (2k_0, 2k_0 + 1)$  with  $k_0 \geq 1$ .

Since we have

$$\begin{aligned} l(2k_0 + 2, \beta) &= l(t_0, \beta) + \int_{t_0}^{2k_0+1} l_t(t, \beta) dt + \int_{2k_0+1}^{2k_0+2} l_t(t, \beta) dt \\ &= \int_{t_0}^{2k_0+1} \left( \sqrt{\beta^2 - \hat{\sigma}^2(t, \beta)} - 1 \right) dt + \int_{2k_0+1}^{2k_0+2} \left( \sqrt{1 - \hat{\sigma}^2(t, \beta)} - 1 \right) dt, \end{aligned}$$

our aim is to prove that

$$(18) \quad \int_{t_0}^{2k_0+1} \sqrt{\beta^2 - \hat{\sigma}^2(t, \beta)} dt + \int_{2k_0+1}^{2k_0+2} \sqrt{1 - \hat{\sigma}^2(t, \beta)} dt < 2k_0 + 2 - t_0.$$

We split the proof of (18) into three steps.

*Step 1.* Setting

$$(19) \quad \begin{aligned} f(k, t, \gamma) &= 2k + 1 + (\beta^2 - 1)t + \beta^2 \\ &\quad - \beta \sqrt{(2k + 2)^2 + (t + 1)^2(\beta^2 - 1)} - (k + 1) \log \left( \frac{1 + \sqrt{1 + (\gamma - 1)e^{-2/(k+1)}}}{\sqrt{\gamma} + 1} \right) \end{aligned}$$

and  $c = 1/(1 - \hat{\sigma}(2k_0 + 1, \beta)^2)$ , we show that if  $f(k_0, t_0, c) \geq 0$  then (18) holds.

*Step 2.* Setting

$$(20) \quad g(b) = 1 + 3b^2 - 4b\sqrt{c_0} + (1 - e^{-1}) \frac{\sqrt{c_0} - 1}{\sqrt{c_0}}, \quad c_0 = c_0(b) = 1 + \frac{9}{16}(b^2 - 1),$$

then  $f(k_0, t_0, c) \geq g(\beta)$ .

*Step 3.*  $g(b) > 0$  for every  $b \in (1, \sqrt{3/2})$ .

*Proof of Step 1.* Let us consider the functions

$$\psi(t) = \sqrt{\beta^2 - \hat{\sigma}^2(t, \beta)}, \quad \chi(t) = \sqrt{1 - \hat{\sigma}^2(t, \beta)}.$$

Recalling (14), and taking into account that  $p_t(t) = 0$  and  $q_t(t) = 1$  for  $t \in [t_0, 2k_0 + 1)$ , we obtain

$$\psi' = -\frac{\hat{\sigma}_t \hat{\sigma}}{\sqrt{\beta^2 - \hat{\sigma}^2}} = \frac{\hat{\sigma}^2}{\beta^2 - \hat{\sigma}^2} \cdot \frac{1}{\frac{p}{(1 - \hat{\sigma}^2)^{3/3}} + \frac{\beta^2 q}{(\beta^2 - \hat{\sigma}^2)^{3/3}}} < \frac{\hat{\sigma}^2 \sqrt{\beta^2 - \hat{\sigma}^2}}{\beta^2(t + 1)},$$

where in the last inequality we have used the fact that the function  $b \mapsto b^2/(b^2 - \hat{\sigma}^2)^{3/2}$  is strictly monotone decreasing, and  $p + q = t + 1$ . In conclusion we obtain that  $\psi$  satisfies the differential inequality

$$(21) \quad \begin{cases} \psi' < \frac{1}{t+1} \psi - \frac{1}{\beta^2(t+1)} \psi^3, & t \in [t_0, 2k_0 + 1), \\ \psi(t_0) = 1. \end{cases}$$

Similarly, recalling that  $p_t(t) = 1$  and  $q_t(t) = 0$  for  $t \in (2k_0 + 1, 2k_0 + 2)$ , we obtain

$$\chi' = -\frac{\hat{\sigma}_t \hat{\sigma}}{\sqrt{1 - \hat{\sigma}^2}} = \frac{\hat{\sigma}^2}{1 - \hat{\sigma}^2} \cdot \frac{1}{\frac{p}{(1 - \hat{\sigma}^2)^{3/3}} + \frac{\beta^2 q}{(\beta^2 - \hat{\sigma}^2)^{3/3}}} < \frac{\hat{\sigma}^2}{p} \sqrt{1 - \hat{\sigma}^2},$$

and, since  $p \geq k_0 + 1$ , we conclude that  $\chi$  satisfies the differential inequality

$$(22) \quad \begin{cases} \chi' < \frac{\chi - \chi^3}{k_0 + 1}, & t \in (2k_0 + 1, 2k_0 + 2), \\ \chi(2k_0 + 1) = \sqrt{1 - \beta^2 + \psi^2(2k_0 + 1)}. \end{cases}$$

Solving the Cauchy problems associated to the differential inequalities (21), (22), we get

$$(23) \quad \psi(t) \leq \frac{1}{\sqrt{\frac{1}{\beta^2} + \left(1 - \frac{1}{\beta^2}\right) \frac{(t_0 + 1)^2}{(t + 1)^2}}}, \quad t \in [t_0, 2k_0 + 1],$$

$$(24) \quad \chi(t) \leq \frac{1}{\sqrt{1 + \left(\frac{1}{1 - \beta^2 + \psi_1^2} - 1\right) e^{-2(t - 2k_0 - 1)/(k_0 + 1)}}}, \quad t \in [2k_0 + 1, 2k_0 + 2].$$

As a consequence of these estimates we obtain

$$\begin{aligned} \int_{t_0}^{2k_0 + 1} \sqrt{\beta^2 - \sigma^2(t, \beta)} dt &\leq \beta \left( \sqrt{(2k_0 + 2)^2 + (t_0 + 1)^2(\beta^2 - 1)} - \beta(t_0 + 1) \right) \\ \int_{2k_0 + 1}^{2k_0 + 2} \sqrt{1 - \sigma^2(t, \beta)} dt &\leq 1 + (k_0 + 1) \log \left( \frac{1 + \sqrt{1 + (c - 1)e^{-2/(k_0 + 1)}}}{\sqrt{c} + 1} \right), \end{aligned}$$

where  $c = 1/(1 - \beta^2 + \psi(2k_0 + 1)^2)$ , which concludes the proof of the Step 1.

*Proof of Step 2.* From (23) and the fact that  $t_0 > 2k_0$ , we have that

$$\psi(2k_0 + 1) \leq \frac{\beta(2k_0 + 2)}{\sqrt{(2k_0 + 2)^2 + (\beta^2 - 1)(t_0 + 1)^2}} < \frac{\beta(2k_0 + 2)}{\sqrt{(2k_0 + 2)^2 + (\beta^2 - 1)(2k_0 + 1)^2}},$$

so that

$$\begin{aligned} c &= \frac{1}{1 - \beta^2 + \psi(2k_0 + 1)^2} \geq \frac{1 + (\beta^2 - 1) \left(\frac{2k_0 + 1}{2k_0 + 2}\right)^2}{1 - (\beta^2 - 1)^2 \left(\frac{2k_0 + 1}{2k_0 + 2}\right)^2} \\ &> 1 + (\beta^2 - 1) \left(\frac{2k_0 + 1}{2k_0 + 2}\right)^2 \geq 1 + \frac{9}{16}(\beta^2 - 1) = c_0(\beta). \end{aligned}$$

Moreover, it can be easily checked that the function

$$\gamma \mapsto \log \left( \frac{1 + \sqrt{1 + (\gamma - 1)e^{-2/(k_0 + 1)}}}{\sqrt{\gamma} + 1} \right), \quad \gamma > 1$$

is strictly monotone decreasing, while the function

$$t \mapsto (\beta^2 - 1)t - \beta \sqrt{(2k_0 + 2)^2 + (t + 1)^2(\beta^2 - 1)}, \quad t \in (2k_0, 2k_0 + 1)$$

is strictly monotone increasing. Hence we have that

$$f(k_0, t_0, c) > f(k_0, 2k_0, c_0(\beta)) = 2k_0\beta^2 - \beta\sqrt{(2k_0+2)^2 + (2k_0+1)^2(\beta^2-1)} \\ + 1 + \beta^2 - (k_0+1) \log \left( \frac{1 + \sqrt{1 + (c_0-1)e^{-2/(k_0+1)}}}{\sqrt{c_0} + 1} \right),$$

where  $c_0 = c_0(\beta)$  is defined as in (20).

In addition, the functions

$$k \mapsto 2k\beta^2 - \beta\sqrt{(2k+2)^2 + (2k+1)^2(\beta^2-1)}, \\ k \mapsto (k+1) \log \left( \frac{1 + \sqrt{1 + (c_0-1)e^{-2/(k+1)}}}{\sqrt{c_0} + 1} \right),$$

are strictly monotone increasing for  $k \geq 1$ . Hence we get

$$f(k_0, t_0, c) > 1 + 3\beta^2 - \beta\sqrt{16 + 9(\beta^2-1)} - 2 \log \left( \frac{1 + \sqrt{1 + (c_0-1)e^{-1}}}{\sqrt{c_0} + 1} \right).$$

Finally

$$\log \left( \frac{1 + \sqrt{1 + (c_0-1)e^{-1}}}{\sqrt{c_0} + 1} \right) \leq \frac{\sqrt{1 + (c_0-1)e^{-1}} - \sqrt{c_0}}{\sqrt{c_0} + 1} \\ = \sqrt{c_0} \frac{\sqrt{1 + (1-e^{-1})\frac{1-c_0}{c_0}} - 1}{\sqrt{c_0} + 1} \leq \frac{1}{2}(1-e^{-1}) \frac{1-\sqrt{c_0}}{\sqrt{c_0}},$$

so that the proof of Step 2 is complete.

*Proof of Step 3.* We have that

$$g'(b) = 6b - \frac{7 + 18b^2}{\sqrt{7 + 9b^2}} + \frac{36(1-e^{-1})b}{(7 + 9b^2)^{3/2}},$$

and, for  $1 < b \leq \sqrt{3/2}$ ,

$$\frac{d}{db} \left( 6b - \frac{7 + 18b^2}{\sqrt{7 + 9b^2}} \right) = 6 - 27b \frac{7 + 6b^2}{(7 + 9b^2)^{3/2}} = 6 - 9 \frac{3b}{\sqrt{7 + 9b^2}} \frac{7 + 6b^2}{7 + 9b^2} \\ \geq 6 - 9 \frac{3\sqrt{3}}{\sqrt{41}} \frac{13}{16} > 0,$$

and

$$\frac{d}{db} \left( \frac{b}{(7 + 9b^2)^{3/2}} \right) = -16 \frac{18b^2 - 7}{(7 + 9b^2)^{3/2}} < 0, \quad b > 1.$$

Then we get

$$g'(b) > 6 - \frac{25}{4} + \frac{72\sqrt{3}}{41^{3/2}}(1-e^{-1}) > 0, \quad \forall 1 < b \leq \sqrt{3/2}.$$

Hence  $g(b) > g(1) = 0$  for all  $1 < b \leq \sqrt{3/2}$ , and Step 3 is proved.  $\square$

Now we focus our attention to the study of the sequence  $l(2k, \beta)$ ,  $k \in \mathbb{N}$ . Given  $k \in \mathbb{N}$ , we set  $\delta(k, \beta) = l(2k+2, \beta) - l(2k, \beta)$ , that is

$$(25) \quad \delta(k, \beta) = \frac{k+2}{\sqrt{1-\tau^2}} + \frac{\beta^2(k+1)}{\sqrt{\beta^2-\tau^2}} - \frac{k+1}{\sqrt{1-\sigma^2}} - \frac{\beta^2 k}{\sqrt{\beta^2-\sigma^2}} - 2,$$

where  $\tau = \tau(k, \beta) := \hat{\sigma}(2k + 2, \beta)$  and  $\sigma = \sigma(k, \beta) := \hat{\sigma}(2k, \beta)$  are implicitly defined by

$$(26) \quad \frac{(k+2)\tau}{\sqrt{1-\tau^2}} + \frac{(k+1)\tau}{\sqrt{\beta^2-\tau^2}} = 1,$$

$$(27) \quad \frac{(k+1)\sigma}{\sqrt{1-\sigma^2}} + \frac{k\sigma}{\sqrt{\beta^2-\sigma^2}} = 1.$$

By the monotonicity of the function  $\hat{\sigma}(\cdot, \beta)$  (see inequality (14)) it follows that  $\tau < \sigma$ .

*Remark 3.6.* While the sign of  $l(t, \beta)$  gives a comparison between the optical lengths of the Snell path  $S(O, (t+1, 1))$  and the ‘‘light path’’  $\llbracket O, (1, 1), (1+t, 1) \rrbracket$ , the sign of  $\delta(k, \beta)$  gives a comparison between the optical lengths of  $S(O, (2k+3, 1))$  and of  $S(O, (2k+1, 1)) \cup \llbracket (2k+1, 1), (2k+3, 1) \rrbracket$ .

*Remark 3.7.* Given  $\beta > 1$ , consider the function  $\tilde{l}: [0, +\infty) \rightarrow \mathbb{R}$ , affine on each interval  $[2k, 2k+2]$  and such that  $\tilde{l}(2k) = l(2k, \beta)$ ,  $k \in \mathbb{N}$ . Then the derivative of  $\tilde{l}(t)$ , for  $t \in (2k, 2k+2)$ , is given by  $\delta(k, \beta)/2$ .

Since  $\delta(k, \beta) = \mathcal{L}_\beta(S(O, (2k+3, 1))) - \mathcal{L}_\beta(S(O, (2k+1, 1))) - 2$ , and it is clear that  $\mathcal{L}_\beta(S(O, (2k+3, 1))) - \mathcal{L}_\beta(S(O, (2k+1, 1))) \sim \beta + 1$  for  $k \rightarrow +\infty$ , one expects that  $\delta(k, \beta) \sim \beta - 1$ . A more precise result is the following.

**Theorem 3.8.** *Let  $\beta > 1$  be fixed. Then  $(\delta(k, \beta))_k$  is a strictly monotone increasing sequence and*

$$(28) \quad \delta(k, \beta) = (\beta - 1) - \frac{\beta}{2(\beta + 1)} \frac{1}{k^2} + O\left(\frac{1}{k^3}\right), \quad k \rightarrow +\infty.$$

*Proof.* We can define  $\tau$ ,  $\sigma$ , and  $\delta$  respectively through (26), (27) and (25) as smooth functions of  $k \in \mathbb{R}$ ,  $k \geq 0$ . Differentiating  $\delta$  w.r.t.  $k$ , we get

$$\begin{aligned} \delta_k(k, \beta) &= \frac{1}{\sqrt{1-\tau^2}} + \frac{(k+2)\tau_k\tau}{(1-\tau^2)^{3/2}} + \frac{\beta^2}{\sqrt{\beta^2-\tau^2}} + \frac{(k+1)\beta^2\tau_k\tau}{(\beta^2-\tau^2)^{3/2}} \\ &\quad - \frac{1}{\sqrt{1-\sigma^2}} - \frac{(k+1)\sigma_k\sigma}{(1-\sigma^2)^{3/2}} - \frac{\beta^2}{\sqrt{\beta^2-\sigma^2}} - \frac{k\beta^2\sigma_k\sigma}{(\beta^2-\sigma^2)^{3/2}}. \end{aligned}$$

On the other hand, differentiating the constraints (26) and (27) we obtain the identities

$$(29) \quad \frac{(k+2)\tau_k}{(1-\tau^2)^{3/2}} + \frac{(k+1)\beta^2\tau_k}{(\beta^2-\tau^2)^{3/2}} = -\frac{\tau}{\sqrt{1-\tau^2}} - \frac{\tau}{\sqrt{\beta^2-\tau^2}},$$

$$(30) \quad \frac{(k+1)\sigma_k}{(1-\sigma^2)^{3/2}} + \frac{k\beta^2\sigma_k}{(\beta^2-\sigma^2)^{3/2}} = -\frac{\sigma}{\sqrt{1-\sigma^2}} - \frac{\sigma}{\sqrt{\beta^2-\sigma^2}}.$$

Hence, being  $\tau < \sigma$ , we get

$$\delta_k(k, \beta) = \sqrt{1-\tau^2} - \sqrt{1-\sigma^2} + \sqrt{\beta^2-\tau^2} - \sqrt{\beta^2-\sigma^2} > 0.$$

In order to determine the behavior of  $\delta(k, \beta)$  for  $k$  large, notice that, setting  $\varepsilon = 1/k$  and  $\tilde{\sigma}(\varepsilon) = \sigma(1/\varepsilon, \beta)$ , (27) becomes

$$\frac{(1+\varepsilon)\tilde{\sigma}}{\sqrt{1-\tilde{\sigma}^2}} + \frac{\tilde{\sigma}}{\sqrt{\beta^2-\tilde{\sigma}^2}} = \varepsilon,$$

that is  $\tilde{\sigma}$  is implicitly defined by

$$f(\tilde{\sigma}) - \varepsilon = 0, \quad f(t) = \frac{\frac{t}{\sqrt{1-t^2}} + \frac{t}{\sqrt{\beta^2-t^2}}}{1 - \frac{t}{\sqrt{1-t^2}}}.$$

One has  $f(0) = 0$ ,  $f'(0) = \frac{\beta+1}{\beta}$ ,  $f''(0) = 2\frac{\beta+1}{\beta}$ , so that

$$\tilde{\sigma}(0) = 0, \quad \tilde{\sigma}'(0) = \frac{\beta}{\beta+1}, \quad \tilde{\sigma}''(0) = -2\frac{\beta^2}{(\beta+1)^2},$$

and hence

$$(31) \quad \tilde{\sigma}(\varepsilon) = \frac{\beta}{\beta+1}\varepsilon - \frac{\beta^2}{(\beta+1)^2}\varepsilon^2 + O(\varepsilon^3) \quad \varepsilon \rightarrow 0^+,$$

that is

$$(32) \quad \sigma(k, \beta) = \frac{\beta}{\beta+1} \frac{1}{k} - \frac{\beta^2}{(\beta+1)^2} \frac{1}{k^2} + O\left(\frac{1}{k^3}\right),$$

and

$$(33) \quad \begin{aligned} \tau(k, \beta) = \sigma(k+1, \beta) &= \tilde{\sigma}\left(\frac{1}{k+1}\right) = \tilde{\sigma}\left(\frac{1}{k} - \frac{1}{k^2} + O\left(\frac{1}{k^3}\right)\right) \\ &= \frac{\beta}{\beta+1} \frac{1}{k} - \left(\frac{\beta}{\beta+1} + \frac{\beta^2}{(\beta+1)^2}\right) \frac{1}{k^2} + O\left(\frac{1}{k^3}\right). \end{aligned}$$

Finally we have

$$\begin{aligned} \delta(k, \beta) &= (k+2) \left(1 + \frac{1}{2}\tau^2\right) + \beta(k+1) \left(1 + \frac{\tau^2}{2\beta^2}\right) - (k+1) \left(1 + \frac{1}{2}\sigma^2\right) \\ &\quad - \beta k \left(1 + \frac{\sigma^2}{2\beta^2}\right) - 2 + O\left(\frac{1}{k^3}\right) = (\beta-1) - \frac{\beta}{2(\beta+1)} \frac{1}{k^2} + O\left(\frac{1}{k^3}\right), \end{aligned}$$

completing the proof.  $\square$

**Definition 3.9.** Given  $\beta > 1$ , we shall denote by  $k_c(\beta)$  the integer number defined by

$$(34) \quad k_c(\beta) = \min\{k \in \mathbb{N} : \delta(k, \beta) > 0\}.$$

By the very definition, we have that  $l(2k_c(\beta), \beta) \leq l(2k, \beta)$  for every  $k \in \mathbb{N}$  (see also Remark 3.7). Moreover, by Lemma 3.4 and Theorem 3.5, the absolute minimum of  $l(\cdot, \beta)$  is attained at a point  $t = 2k$ ,  $k \in \mathbb{N}$ . Hence  $l(2k_c(\beta), \beta)$  (i.e., the normalized length of the Snell path joining the origin with the right-top vertex of the  $(2k_c+1)$ -th square) minimizes the normalized length  $l(\cdot, \beta)$  among all the paths remaining in a single horizontal strip.

Now we want to study  $k_c(\beta)$ ,  $\beta > 1$ . As a preliminary step we investigate the behavior of  $\delta(k, \cdot)$  for a given  $k$ .

**Lemma 3.10.** *Let  $k \in \mathbb{N}$  be fixed. Then the function  $\beta \mapsto \delta(k, \beta)$  is strictly increasing in  $[1, +\infty)$ . Moreover  $\delta(k, 1) < 0$  and  $\delta(k, \sqrt{2}) > 0$ .*

*Proof.* Differentiating  $\delta$  w.r.t.  $\beta$ , we get

$$(35) \quad \begin{aligned} \delta_\beta(k, \beta) &= \frac{(k+2)\tau\tau_\beta}{(1-\tau^2)^{3/2}} + (k+1)\beta \frac{\beta^2 - 2\tau^2}{(\beta^2 - \tau^2)^{3/2}} + (k+1) \frac{\beta^2\tau\tau_\beta}{(\beta^2 - \tau^2)^{3/2}} \\ &\quad - \frac{(k+1)\sigma\sigma_\beta}{(1-\sigma^2)^{3/2}} - k\beta \frac{\beta^2 - 2\sigma^2}{(\beta^2 - \sigma^2)^{3/2}} - k \frac{\beta^2\sigma\sigma_\beta}{(\beta^2 - \sigma^2)^{3/2}}. \end{aligned}$$

Differentiating (26) and (27) w.r.t.  $\beta$ , we obtain

$$(36) \quad \frac{(k+2)\tau\tau_\beta}{(1-\tau^2)^{3/2}} + (k+1) \frac{\beta^2\tau\tau_\beta}{(\beta^2 - \tau^2)^{3/2}} = (k+1) \frac{\tau^2\beta}{(\beta^2 - \tau^2)^{3/2}}$$

$$(37) \quad \frac{(k+1)\sigma\sigma_\beta}{(1-\sigma^2)^{3/2}} + k \frac{\beta^2\sigma\sigma_\beta}{(\beta^2 - \sigma^2)^{3/2}} = k \frac{\tau^2\beta}{(\beta^2 - \sigma^2)^{3/2}}.$$

Substituting (36) and (37) into (35), we conclude that

$$\delta_\beta(k, \beta) = \frac{(k+1)\beta}{\sqrt{\beta^2 - \tau^2}} - \frac{k\beta}{\sqrt{\beta^2 - \sigma^2}}.$$

We have to show that

$$(38) \quad \frac{(k+1)\beta}{\sqrt{\beta^2 - \tau^2}} - \frac{k\beta}{\sqrt{\beta^2 - \sigma^2}} > 0, \quad \forall k \in \mathbb{N}.$$

For every  $\kappa \in \mathbb{R}$ , let us denote by  $s(\kappa)$  the unique function implicitly defined by

$$(39) \quad \frac{(\kappa+1)s}{\sqrt{1-s^2}} + \frac{\kappa s}{\sqrt{\beta^2 - s^2}} = 1$$

so that  $s(k) = \sigma$ ,  $s(k+1) = \tau$ . Since inequality (38) clearly holds true for  $k = 0$ , it is enough to show that

$$\frac{d}{d\kappa} \left( \frac{\kappa}{\sqrt{\beta^2 - s(\kappa)^2}} \right) = \frac{\beta^2 - s^2 + \kappa s s_\kappa}{(\beta^2 - s^2)^{3/2}} > 0 \quad \forall \kappa \in \mathbb{R}, \kappa \geq 1.$$

Differentiating (39) w.r.t.  $\kappa$  (see also (29)), we get

$$s_\kappa(\kappa) = -s \frac{\frac{1}{\sqrt{1-s^2}} + \frac{1}{\sqrt{\beta^2 - s^2}}}{\frac{\kappa+1}{(1-s^2)^{3/2}} + \frac{\kappa\beta^2}{(\beta^2 - s^2)^{3/2}}}.$$

Moreover, using again (39), we have

$$\frac{1}{\sqrt{1-s^2}} + \frac{1}{\sqrt{\beta^2 - s^2}} = \frac{1}{\kappa s} - \frac{1}{\kappa\sqrt{1-s^2}} < \frac{1}{\kappa s},$$

so that

$$\begin{aligned} \beta^2 - s^2 + \kappa s s_\kappa &= \beta^2 - s^2 - \kappa s^2 \frac{\frac{1}{\sqrt{1-s^2}} + \frac{1}{\sqrt{\beta^2 - s^2}}}{\frac{\kappa+1}{(1-s^2)^{3/2}} + \frac{\kappa\beta^2}{(\beta^2 - s^2)^{3/2}}} \\ &> \frac{\beta^2 - s^2}{\kappa\beta^2} \left( \kappa\beta^2 - s\sqrt{\beta^2 - s^2} \right) > 0, \end{aligned}$$

where the last inequality can be easily checked recalling that  $0 < s < 1$ , while  $\beta, \kappa \geq 1$ . Hence we conclude that inequality (38) holds true, which implies that the function  $\delta(k, \beta)$  is strictly increasing w.r.t.  $\beta$ .

Taking into account that, by (27),  $\sigma(0, \sqrt{2}) = \sqrt{2}/2$ , we easily get that  $\delta(0, \sqrt{2}) > 0$ , so that, by Theorem 3.8,  $\delta(k, \sqrt{2}) > 0$ .

In order to prove that  $\delta(k, 1) < 0$ , we note that, from (26) and (27), we get

$$\tau(k, 1) = \frac{1}{\sqrt{1 + (2k + 3)^2}}, \quad \sigma(k, 1) = \frac{1}{\sqrt{1 + (2k + 1)^2}},$$

so that

$$\delta(k, 1) = \sqrt{1 + (2k + 3)^2} - \sqrt{1 + (2k + 1)^2} - 2 < 0,$$

concluding the proof.  $\square$

*Remark 3.11.* As an easy consequence of Lemma 3.10 we obtain that  $k_c(\beta)$  is a nonincreasing function of  $\beta$ .

Thanks to Lemma 3.10, the following definition makes sense.

**Definition 3.12.** For every  $k \in \mathbb{N}$  we shall denote by  $\beta_k^c$  the unique number in  $(1, \sqrt{2})$  such that  $\delta(k, \beta_k^c) = 0$ .

By Theorem 3.8 we have that

$$\delta(j, \beta_k^c) < 0, \quad \forall j < k, \quad \delta(j, \beta_k^c) > 0, \quad \forall j > k,$$

hence

$$(40) \quad l(2k, \beta_k^c) = l(2k + 2, \beta_k^c) < l(2j, \beta_k^c) \quad \forall j \in \mathbb{N} \setminus \{k, k + 1\}.$$

In particular we have that

$$(41) \quad l(2k + 2, \beta_k^c) = l(2k, \beta_k^c) \leq l(0, \beta_k^c) = 0,$$

where we have taken into account that  $l(0, \beta) = 0$ , for every  $\beta \geq 1$ .

**Lemma 3.13.** *The sequence  $(\beta_k^c)_{k \in \mathbb{N}}$  is strictly decreasing and  $\lim_{k \rightarrow +\infty} \beta_k^c = 1$ .*

*Proof.* Given  $k \in \mathbb{N}$ , by the monotonicity of  $\delta$  w.r.t.  $k$  stated in Theorem 3.8 we have

$$\delta(k, \beta_{k+1}^c) < \delta(k + 1, \beta_{k+1}^c) = 0,$$

where the last equality follows from the very definition of  $\beta_{k+1}^c$ . Again, the definition of  $\beta_k^c$  and the monotonicity of  $\delta$  w.r.t.  $\beta$  stated in Lemma 3.10 imply that  $\beta_{k+1}^c < \beta_k^c$ .

In order to prove the last part of the thesis, given  $k \in \mathbb{N}$ , let us define the functions

$$(42) \quad \begin{aligned} f^k(s, \beta) &:= \frac{(k+1)}{\sqrt{1-s^2}} + \frac{\beta^2 k}{\sqrt{\beta^2 - s^2}} - 2k - \sqrt{2}, \\ g^k(s, \beta) &:= \frac{(k+1)s}{\sqrt{1-s^2}} + \frac{ks}{\sqrt{\beta^2 - s^2}} - 1, \end{aligned}$$

$$h^k(s, \beta) := f^k(s, \beta) - s g^k(s, \beta) = (k+1)\sqrt{1-s^2} + k\sqrt{\beta^2 - s^2} - 2k - \sqrt{2} + s,$$

where  $s \in [0, 1)$  and  $\beta > 1$ . Since  $\hat{\sigma}(2k, \beta)$  is the unique solution of  $g^k(s, \beta) = 0$ , we have that  $h^k(\hat{\sigma}(2k, \beta), \beta) = f^k(\hat{\sigma}(2k, \beta), \beta) = l(2k, \beta)$ . Moreover  $h_s^k(s, \beta) = -g^k(s, \beta)$  and  $g_s^k(s, \beta) > 0$ , so that  $h^k(\cdot, \beta)$  is a strictly concave function in  $[0, 1]$  which attains its absolute maximum at  $s = \hat{\sigma}(2k, \beta)$ . Hence

$$l(2k, \beta) = h^k(\hat{\sigma}(2k, \beta), \beta) = \max_{s \in [0, 1)} h^k(s, \beta) > h^k(0, \beta) = (\beta - 1)k + 1 - \sqrt{2}, \quad \forall \beta > 1.$$

Then, from (41), we have

$$0 \geq l(2k+2, \beta_k^c) > (\beta_k^c - 1)(k+1) + 1 - \sqrt{2}$$

so that

$$(43) \quad 1 < \beta_k^c < 1 + \frac{\sqrt{2} - 1}{k+1}$$

and the conclusion follows.  $\square$

The first values ( $\beta_k^c$ ) (up to the fifth digit) are listed in the following table.

$k$	0	1	2	3	4	5	6	7
$\beta_k^c$	1.24084	1.06413	1.02820	1.01577	1.01006	1.00698	1.00512	1.00392

By Lemma 3.4(v), for  $\beta \geq \sqrt{3/2}$  the Snell path  $S(O, (t, 1))$ , with  $t \in (0, 1)$  is never a geodesic. This property will be crucial for the results in Section 5. The following result gives the position of  $\sqrt{3/2} \simeq 1.22474$  w.r.t. the critical values  $\beta_k^c$ .

**Lemma 3.14.**  $\beta_1^c < \sqrt{3/2} < \beta_0^c$ .

*Proof.* From (43) we have

$$\beta_1^c < 1 + \frac{\sqrt{2} - 1}{2} < \sqrt{\frac{3}{2}}, \quad \beta_0^c < \sqrt{2}.$$

In order to prove the inequality  $\sqrt{3/2} < \beta_0^c$ , let  $f^1, g^1, h^1$  be the functions defined in (42) for  $k = 1$ , and let  $\sigma_1 \in (0, 1)$  be the unique solution of  $g^1(s, \beta_0^c) = 0$ . Since

$$0 = \delta(0, \beta_0^c) = l(2, \beta_0^c) = f^1(\sigma_1, \beta_0^c),$$

we have that  $h^1(\sigma_1, \beta_0^c) = 0$ . Moreover

$$h_\beta^1(s, \beta) = \frac{\beta}{\sqrt{\beta^2 - s^2}} > 0.$$

Hence the inequality  $\sqrt{3/2} < \beta_0^c$  can be obtained showing that

$$(44) \quad h^1\left(s, \sqrt{\frac{3}{2}}\right) = 2\sqrt{1-s^2} + \sqrt{\frac{3}{2} - s^2} - 2 - \sqrt{2} + s < 0, \quad \forall s \in (0, 1).$$

The inequality (44) easily follows observing that

$$2\sqrt{1-s^2} + \frac{2}{3}s \leq \frac{2}{3}\sqrt{10}, \quad \sqrt{\frac{3}{2} - s^2} + \frac{1}{3}s \leq \sqrt{\frac{5}{3}}, \quad \forall s \in (0, 1),$$

so that

$$h^1\left(s, \sqrt{\frac{3}{2}}\right) \leq \frac{2}{3}\sqrt{10} + \sqrt{\frac{5}{3}} - 2 - \sqrt{2} < 0, \quad \forall s \in (0, 1),$$

which completes the proof.  $\square$

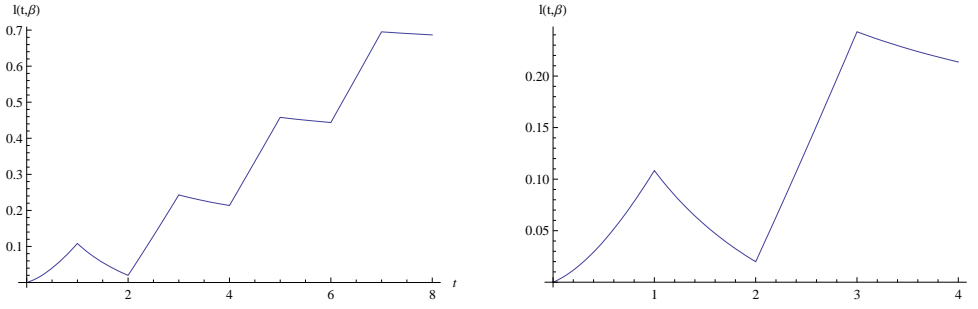
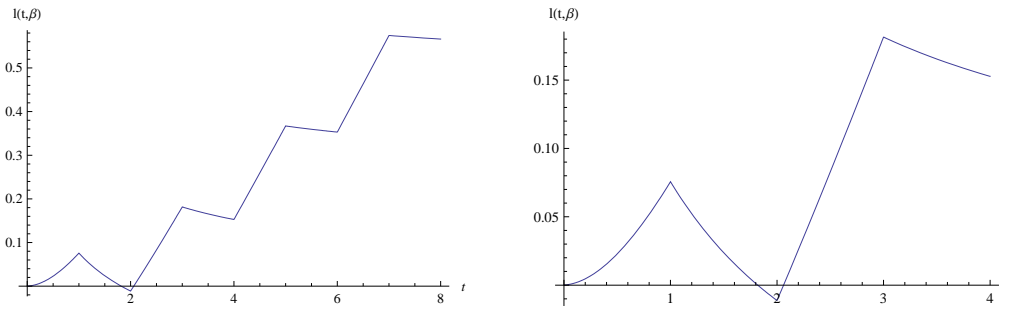
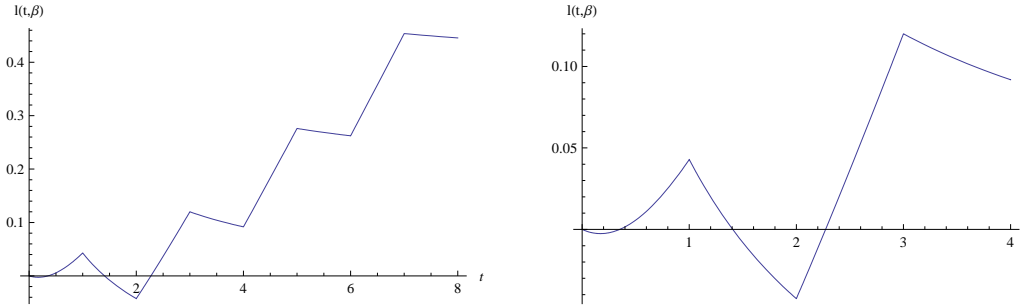
We summarize the previous analysis in the following result, which is depicted in Figures 4–7.

**Corollary 3.15.** *For every  $\beta > 1$*

$$(45) \quad \min_{s \geq 0} l(s, \beta) = \min_{k \in \mathbb{N}} l(2k, \beta) < l(t, \beta) \quad \forall t \in \bigcup_{k \in \mathbb{N}} (2k, 2k+2).$$

*Moreover the following hold.*



FIGURE 4. Plot of  $l(t, \beta)$ ,  $\beta = 1.26$  ( $\beta > \beta_0^c$ )FIGURE 5. Plot of  $l(t, \beta)$ ,  $\beta = 1.23$  ( $\sqrt{3/2} < \beta < \beta_0^c$ )FIGURE 6. Plot of  $l(t, \beta)$ ,  $\beta = 1.2$  ( $\beta_1^c < \beta < \sqrt{3/2}$ )

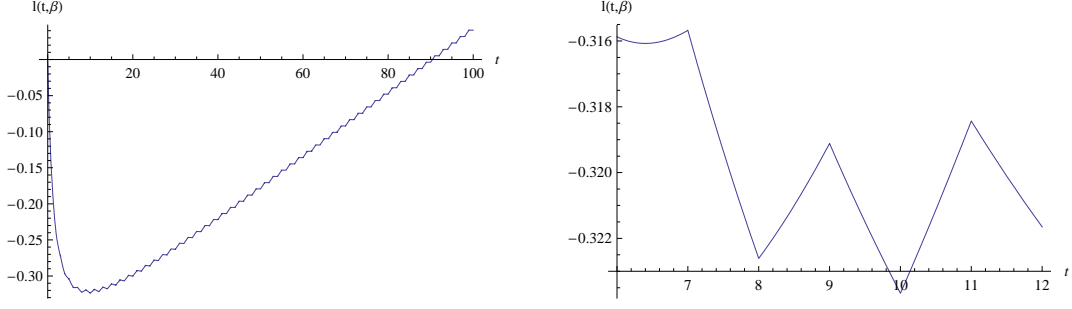
- (i)  $k_c(\beta) = 0$  for every  $\beta > \beta_0^c$ , and  $k_c(\beta) = k + 1$  for every  $\beta \in (\beta_{k+1}^c, \beta_k^c]$ ,  $k \in \mathbb{N}$ ;
- (ii) if  $\beta > \beta_0^c$ , then  $0 = l(0, \beta) < l(t, \beta)$  for every  $t > 0$ ;
- (iii) if  $\beta \in (\beta_{k+1}^c, \beta_k^c)$ ,  $k \in \mathbb{N}$ , then  $l(2k + 2, \beta) < l(t, \beta)$  for all  $t \in [0, +\infty) \setminus \{2k + 2\}$ ;
- (iv)  $l(2k, \beta_k^c) = l(2k + 2, \beta_k^c) < l(t, \beta_k^c)$  for every  $k \in \mathbb{N}$ , and  $t \in [0, +\infty) \setminus \{2k, 2k + 2\}$ ;
- (v) if  $\beta \geq \sqrt{3/2}$ , then  $l(t, \beta) > 0$  for  $t \in (0, 1]$ .
- (vi) for every  $\beta > 1$ ,  $l(2k_c(\beta), \beta) < l(t, \beta)$  for every  $t > 2k_c(\beta)$ .

*Proof.* Formula (45) summarizes the results in Lemma 3.4 and Theorem 3.5.

Let us now prove (i). By Lemma 3.10 and Theorem 3.8 we have

$$(46) \quad \delta(j, \beta) \leq \delta(k, \beta) \leq \delta(k, \beta_k^c) = 0, \quad \forall j \in \mathbb{N}, j \leq k, \beta \leq \beta_k^c,$$

$$(47) \quad \delta(j, \beta) \geq \delta(k + 1, \beta) > \delta(k + 1, \beta_{k+1}^c) = 0, \quad \forall j \in \mathbb{N}, j \geq k + 1, \beta > \beta_{k+1}^c,$$

FIGURE 7. Plot of  $l(t, \beta)$ ,  $\beta = 1.009$  ( $\beta_5^c < \beta < \beta_4^c$ )

and we have the strict inequality in (46) if  $\beta \neq \beta_k^c$ . Hence, recalling the definition of  $k_c(\beta)$  given in (34), we conclude that (i) holds.

Moreover, since for every  $n, m \in \mathbb{N}$ ,  $n < m$ , we have

$$l(2m, \beta) = l(2n, \beta) + \sum_{j=n}^{m-1} \delta(j, \beta),$$

as a consequence of (46) and (47), for every  $k \in \mathbb{N}$  we get

$$(48) \quad 0 = l(0, \beta) < l(2j, \beta), \quad \forall j \in \mathbb{N}, j \neq 0, \beta > \beta_0^c$$

$$(49) \quad l(2k+2, \beta) < l(2j, \beta), \quad \forall j \in \mathbb{N}, j \neq k+1, \beta \in (\beta_{k+1}^c, \beta_k^c)$$

$$(50) \quad l(2k, \beta_k^c) = l(2k+2, \beta_k^c) < l(2j, \beta_k^c), \quad \forall j \in \mathbb{N}, j \neq k, k+1, .$$

Hence (ii), (iii), and (iv) follow from (45). Finally (v) follows from Lemma 3.4(v), whereas (vi) is a direct consequence of (i)–(iv).  $\square$

Up to now we have described the behavior of the normalized length of Snell paths starting from a light vertex and remaining in a horizontal strip. The following result deals with the normalized length of any Snell path remaining in a horizontal strip.

**Lemma 3.16.** *Given  $x \in \mathbb{R}$ ,  $\tau \geq 0$ ,  $r \in \mathbb{Z}$ , let  $S(A, B)$  be the Snell path joining  $A = (x, r)$  to  $B = (x + \tau, r + 1)$ . Then*

$$(51) \quad \mathcal{L}_\beta(S(A, B)) - \tau + 1 - \sqrt{2} \geq l(2k_c(\beta), \beta).$$

Moreover

- i) if  $\beta \neq \beta_k^c$  for every  $k \in \mathbb{N}$ , then the equality in (51) holds if and only if  $\tau = 2k_c(\beta) + 1$ , and  $x = 2n$ ,  $n \in \mathbb{Z}$ ;
- ii) if  $\beta = \beta_k^c$  for some  $k \in \mathbb{N}$ , then the equality in (51) holds if and only if  $\tau \in \{2k_c(\beta) - 1, 2k_c(\beta) + 1\}$ , and  $x = 2n$ ,  $n \in \mathbb{Z}$ .

*Proof.* By Remark 2.2 we have that

$$(52) \quad \mathcal{L}_\beta(S(A, B)) \geq \mathcal{L}_\beta(S(0, C)), \quad C = (\tau, 1),$$

since  $S(0, C)$  crosses a quantity of dark material not greater than the one crossed by any other Snell path with thickness  $\tau$ . On the other hand, if  $\tau \in [0, 1)$ , then

$$\mathcal{L}_\beta(S(0, C)) = \sqrt{1 + \tau^2} > \tau - 1 + \sqrt{2},$$

so that, by (52),

$$\mathcal{L}_\beta(S(A, B)) - \tau + 1 - \sqrt{2} > 0 \geq l(2k_c(\beta) + 2, \beta).$$

Moreover, we stress that the equality in (51) never occurs when  $\tau \in [0, 1)$ . If  $\tau \geq 1$ , then

$$\mathcal{L}_\beta(S(0, C)) = l(\tau, \beta) + \tau + \sqrt{2},$$

so that

$$(53) \quad \mathcal{L}_\beta(S(A, B)) - \tau + 1 - \sqrt{2} \geq l(\tau, \beta) \geq l(2k_c(\beta), \beta).$$

It remains to discuss the occurrence of the equality in (53) for  $\tau \geq 1$ .

If  $\beta \neq \beta_k^c$ ,  $k \in \mathbb{N}$ , then  $l(\cdot, \beta)$  has its strict absolute minimum point at  $t = 2k_c(\beta)$ , so that  $l(\tau - 1, \beta) = l(2k_c(\beta), \beta)$  if and only if  $\tau = 2k_c(\beta) + 1$ .

Moreover, for  $\tau = 2k_c(\beta) + 1$ , the equality  $\mathcal{L}_\beta(S(A, B)) = \mathcal{L}_\beta(S(0, C))$  holds if and only if  $x = 2n$ ,  $n \in \mathbb{Z}$ . Namely, if  $p_x$  denotes the thickness of light material crossed by  $S(A, B)$ , then  $p_x \leq k_c(\beta) + 1 = p(2k_c(\beta) + 1)$  (since the total thickness is  $2k_c(\beta) + 1$ ), and  $p_x = k_c(\beta) + 1$  if and only if  $A$  is a light vertex (i.e.  $x = 2n$ ,  $n \in \mathbb{Z}$ ).

If  $\beta = \beta_k^c$  for some  $k \in \mathbb{N}$ , then the conclusion in (ii) follows from (53) and the fact that the absolute minimum of  $l(\cdot, \beta_k^c)$  is attained both for  $t = 2k_c(\beta) - 1$ , and  $t = 2k_c(\beta) + 1$ .  $\square$

We conclude this section by stating some properties, which will be useful in the second part of Section 4, of the following generalization of the normalized length introduced in (16). Let  $q(t)$ ,  $t \geq 0$ , be the function defined in (12). For  $0 < h \leq 1$ , let  $p(t, h) = t + h - q(t)$ . Given  $\beta > 1$ , let  $\tilde{\sigma}(t, \beta, h)$  be the unique solution of the implicit equation

$$(54) \quad \frac{p(t, h) \tilde{\sigma}}{\sqrt{1 - \tilde{\sigma}^2}} + \frac{q(t) \tilde{\sigma}}{\sqrt{\beta^2 - \tilde{\sigma}^2}} - h = 0,$$

and let us define the function

$$(55) \quad \tilde{l}(t, \beta, h) = \frac{p(t, h)}{\sqrt{1 - \tilde{\sigma}(t, \beta, h)^2}} + \frac{\beta^2 q(t)}{\sqrt{\beta^2 - \tilde{\sigma}(t, \beta, h)^2}} - t - h\sqrt{2}.$$

The function  $\tilde{l}$  is the normalized length of a Snell path starting from the point  $(-h, -h)$  and ending in  $(t, 0)$ . It is straightforward that  $\tilde{\sigma}(t, \beta, 1)$  and  $\tilde{l}(t, \beta, 1)$  coincide with the functions  $\tilde{\sigma}(t, \beta)$  and  $l(t, \beta)$  defined in (13) and (16) respectively. The function  $t \mapsto \tilde{l}(t, \beta, h)$  has the same qualitative properties of  $\tilde{l}(\cdot, \beta, 1)$  studied at the beginning of this Section. More precisely the derivative

$$(56) \quad \tilde{l}_t(t, \beta, h) = \begin{cases} \sqrt{1 - \tilde{\sigma}^2(t, \beta, h)} - 1, & \text{if } t \in I_L, \\ \sqrt{\beta^2 - \tilde{\sigma}^2(t, \beta, h)} - 1, & \text{if } t \in I_D, \end{cases}$$

is a monotone increasing function both in the set  $I_L$  and in the set  $I_D$  (see Lemma 2.1).

Concerning the derivative  $\tilde{l}_h$  w.r.t.  $h$ , we have the following result.

**Lemma 3.17.** *The function  $h \mapsto \tilde{l}(t, \beta, h)$  is strictly convex and monotone decreasing in  $(0, 1]$  for every  $t > 0$ ,  $\beta > 1$ , and*

$$(57) \quad \tilde{l}_h(t, \beta, h) = \sqrt{1 - \tilde{\sigma}^2(t, \beta, h)} + \tilde{\sigma}(t, \beta, h) - \sqrt{2}.$$

*Proof.* Since  $p_h(t, h) = 1$  we have that

$$(58) \quad \tilde{l}_h(t, \beta, h) = \frac{1}{\sqrt{1 - \tilde{\sigma}^2}} + \frac{p\tilde{\sigma}\tilde{\sigma}_h}{(1 - \tilde{\sigma}^2)^{3/2}} + \frac{q\beta^2\tilde{\sigma}\tilde{\sigma}_h}{(\beta^2 - \tilde{\sigma}^2)^{3/2}} - \sqrt{2}.$$

Differentiating (54) w.r.t.  $h$ , we get

$$(59) \quad \frac{p\tilde{\sigma}_h}{(1 - \tilde{\sigma}^2)^{3/2}} + \frac{\beta^2 q\tilde{\sigma}_h}{(\beta^2 - \tilde{\sigma}^2)^{3/2}} = 1 - \frac{\tilde{\sigma}}{\sqrt{1 - \tilde{\sigma}^2}}.$$

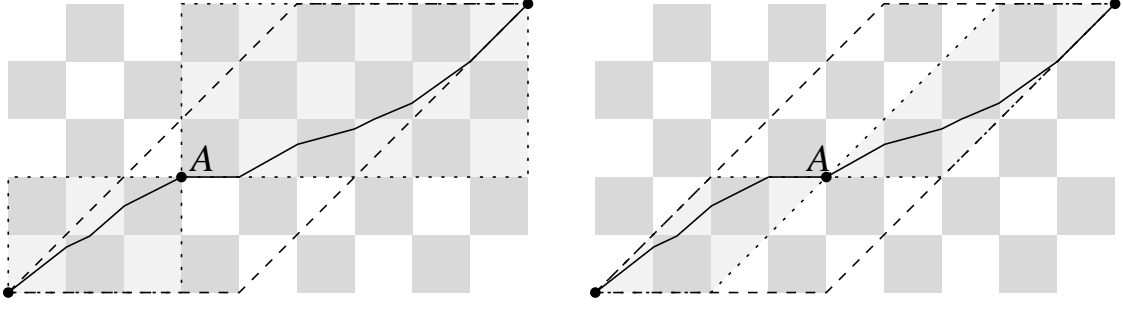


FIGURE 8.

Substituting (59) in (58), we obtain (57). It is straightforward to check that the function  $\tilde{\sigma} \mapsto \sqrt{1 - \tilde{\sigma}^2} + \tilde{\sigma}$  is strictly increasing in  $(0, 1/\sqrt{2})$ . Therefore, since  $t > 0$  implies  $\tilde{\sigma} < 1/\sqrt{2}$ , it follows that  $\tilde{l}_h(t, \beta, h) < 0$ , for  $h \in (0, 1)$ . Moreover, by (59) it follows that  $\tilde{\sigma}_h > 0$ , so that the function  $h \mapsto \tilde{\sigma}(t, \beta, h)$  is strictly increasing in  $(0, 1)$  for every  $t > 0$  and  $\beta > 1$ . Hence,  $\tilde{l}_h$  is strictly increasing for  $h \in (0, 1)$ , which implies that  $\tilde{l}(t, \beta, h)$  is strictly convex w.r.t.  $h$ .  $\square$

#### 4. GENERAL PROPERTIES OF THE GEODESICS IN THE CHESSBOARD STRUCTURE

Up to now we have investigated the properties of a geodesic joining two points on the sides of one horizontal strip in the chessboard structure. In this section we will study the properties of a geodesic starting from the origin  $O$ , crossing an arbitrary large number of horizontal strips, and ending in a light vertex  $(2n + j, j)$ ,  $n, j \in \mathbb{N}$ . If  $n = 0$  or  $j = 0$ , then the unique geodesic from the origin to the point  $(2n + j, j)$  is the segment joining the two points. Hence we shall further assume that  $j, n \geq 1$ .

Throughout this section we shall assume that

$$(60) \quad \Gamma \text{ is a geodesic from the origin to the point } (2n + j, j), \quad n, j \in \mathbb{N}, \quad n, j \geq 1.$$

The basic properties of  $\Gamma$  are listed in the following two propositions.

**Proposition 4.1.** *Let  $\Gamma$  be as in (60). Then the following properties hold.*

- (i) *Let  $H$  be a closed half plane such that  $\partial H$  is either the line  $x = k$ , or  $y = k$ , or a light diagonal  $D_k$ , for some  $k \in \mathbb{Z}$ . Let  $\tilde{\Gamma} \subseteq \Gamma$  be a path, with endpoints  $\tilde{A}, \tilde{B}$ , such that  $\tilde{\Gamma} \subseteq H$  and  $\tilde{A}, \tilde{B} \in \partial H$ . Then  $\tilde{\Gamma} = [\tilde{A}, \tilde{B}]$ .*
- (ii) *Let  $A = (x_A, y_A) \in \Gamma$  and let  $\Gamma^-, \Gamma^+ \subseteq \Gamma$  be the two paths joining  $O$  to  $A$  and  $A$  to  $(2n + j, j)$  respectively. Then the following bounds hold:*
  - *if  $A \in \mathbb{Z} \times \mathbb{Z}$  then  $\Gamma^- \subseteq [0, x_A] \times [0, y_A]$  and  $\Gamma^+ \subseteq [x_A, 2n + j] \times [y_A, j]$ ;*
  - *if in addition  $A$  is a light vertex, then*

$$\Gamma^- \subseteq \{(x, y) \in \mathbb{R}^2: 0 \leq y \leq y_A, y \leq x \leq y - y_A + x_A\},$$

$$\Gamma^+ \subseteq \{(x, y) \in \mathbb{R}^2: y_A \leq y \leq j, y - y_A + x_A \leq x \leq y + 2n\}$$

(see Figure 8).

- (iii) *Let  $Q$  be the interior of a light or a dark square, and assume that  $\Gamma \cap Q \neq \emptyset$ . Then  $\Gamma \cap Q$  is a segment. As a consequence,  $\Gamma = \cup_{i=1}^N [P_{i-1}, P_i]$ , where  $P_0 = (0, 0)$ ,  $P_N = (2n + j, j)$ ,  $P_i \neq P_k$  for  $i \neq k$ , and  $P_i$  belongs to the boundary of a square for every  $i = 0, \dots, N$ .*

- (iv) Let  $\theta_i$  denote the oriented angle between the horizontal axis and  $\llbracket P_{i-1}, P_i \rrbracket$ ,  $i = 1, \dots, N$ . Then  $\theta_i \in [0, \pi/2]$ . Moreover, if either  $P_{i-1}$  or  $P_i$  is a light vertex, then  $\theta_i \in [0, \pi/4]$ .

*Proof.* Property (i) is a straightforward consequence of the local minimality of  $\Gamma$  and the fact that a segment  $\llbracket \tilde{A}, \tilde{B} \rrbracket$  contained in the lines  $x = k$ , or  $y = k$ , or  $D_k$ , for some  $k \in \mathbb{Z}$  is the unique geodesic from  $\tilde{A}$  to  $\tilde{B}$ .

In order to prove (ii), we first observe that

$$\Gamma \subseteq \mathcal{W} \doteq \{(x, y) \in \mathbb{R}^2 : 0 \leq y \leq j, y \leq x \leq 2n + y\}.$$

Namely, if this is not the case, there exists an open half plane  $H$  such that  $H \cap \mathcal{W} = \emptyset$ ,  $H \cap \Gamma \neq \emptyset$ , and  $\partial H$  is one of the lines  $y = 0$ ,  $y = j$ ,  $D_0$ ,  $D_n$ , a contradiction with (i). Then, if  $A \in \Gamma \subseteq \mathcal{W}$  has the stated requirements, then the bounds in (ii) can be obtained reasoning as above with half planes with boundary given by a line of the type  $x = x_A$ , or  $y = y_A$ , or  $D_{(x_A - y_A)/2}$ .

Property (iii) is a necessary condition for minimality, see, e.g., [?, Section IV].

In order to prove (iv), we notice that, by (ii),  $\theta_i \in [0, \pi/2]$  whenever either  $P_{i-1}$  or  $P_i$  is in  $\mathbb{Z} \times \mathbb{Z}$ , and  $\theta_i \in [0, \pi/4]$  if either  $P_{i-1}$  or  $P_i$  is a light vertex. In particular  $\theta_1, \theta_N \in [0, \pi/4]$ . Hence we have only to show that if  $\theta_{i-1} \in [0, \pi/2]$  and  $P_{i-1} \notin \mathbb{Z} \times \mathbb{Z}$ , then  $\theta_i \in [0, \pi/2]$ . This follows from the fact that  $P_{i-1}$  is in the interior of a side of a square, so that the Snell's law (9) holds.  $\square$

*Remark 4.2.* Since  $a_\beta = 1$  on the boundary of the squares, then Proposition 4.1(iii) can be improved observing that the intersection of  $\Gamma$  with the closure of a light square is a segment.

In what follows we will be interested in the intersections  $\Gamma \cap D_k$ ,  $k = 1, \dots, n$ .

**Proposition 4.3.** *Let  $\Gamma$  be as in (60), and let  $P_i$ ,  $i = 0, \dots, N$  be as in Proposition 4.1(iii). Then the following properties hold.*

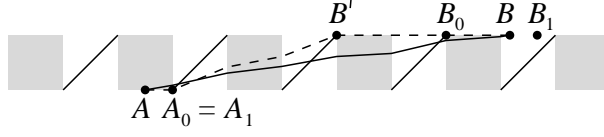
- (i) For every  $k = 0, \dots, n$  there exist  $0 \leq \eta_k \leq \zeta_k \leq j$  such that  $\Gamma \cap D_k = \llbracket A_k, B_k \rrbracket$ ,  $A_k = (2k + \eta_k, \eta_k)$ ,  $B_k = (2k + \zeta_k, \zeta_k)$ . Moreover  $A_0 = (0, 0) = P_0$ ,  $B_n = (2n + j, j) = P_N$ , and  $\zeta_k \leq \eta_{k+1}$  for every  $k = 0, \dots, n - 1$ .
- (ii) If  $A_k \neq B_k$  then  $\eta_k$  and  $\zeta_k$  are integers (that is  $A_k$  and  $B_k$  are light vertices).
- (iii) Given  $k = 1, \dots, n$ , let  $i = 1, \dots, N$  be such that  $A_k \in \llbracket P_{i-1}, P_i \rrbracket$ . Then  $0 \leq \theta_i < \pi/4$ . If in addition  $A_k$  is not a light vertex, then  $\theta_i \neq 0$ . The same properties hold if  $B_k \in \llbracket P_{i-1}, P_i \rrbracket$ .

*Proof.* It is clear that  $\Gamma \cap D_k \neq \emptyset$  for every  $k = 1, \dots, n$ . Moreover, by Proposition 4.1(i) and Remark 4.2,  $\Gamma \cap D_k$  is either a single point, or a segment joining two light vertices. The inequality  $\zeta_k \leq \eta_{k+1}$ ,  $k = 0, \dots, n - 1$  and property (ii) then follow from Proposition 4.1(iv).

Let us now prove that (iii) holds. By Proposition 4.1(iv), we know that  $\theta_i \in [0, \pi/2]$ . Moreover, if  $A_k$  is a light vertex, then by Proposition 4.1(ii) with  $A = A_k$  we get  $\theta_i \in [0, \pi/4]$ . Finally, it has to be  $\theta_i \neq \pi/4$  otherwise  $\llbracket P_{i-1}, A_k \rrbracket \subseteq \Gamma \cap D_k$ , in contradiction with the definition of  $A_k$ .

Assume now that  $A_k$  belongs to the interior of a light square. Then, by (ii),  $\Gamma \cap D_k = \{A_k\}$ , so that  $\theta_i < \pi/4$ . Finally  $\theta_i \neq 0$ , otherwise  $\Gamma$  has to be an horizontal segment, due to Snell's Law (9).  $\square$

**Definition 4.4.** Given  $k = 0, \dots, n$ , we say that  $\Gamma$  cuts the light diagonal  $D_k$  if the points  $A_k$  and  $B_k$ , defined in Proposition 4.3, coincide and belong to the interior of a light square.

FIGURE 9. Construction of  $\tilde{\Gamma}$ ,  $k_c(\beta) = 1$ .

For every  $r = 1, \dots, j$ , we shall denote by  $\Gamma_r$  the curve

$$(61) \quad \Gamma_r = \Gamma \cap \{r - 1 < y < r\}.$$

By Proposition 4.1(i), the intersection  $A := \bar{\Gamma}_r \cap \{y = r - 1\}$  is a single point, as well as for  $B := \bar{\Gamma}_r \cap \{y = r\}$ . The curve  $\Gamma_r$  is a Snell path joining the two points  $A$  and  $B$ , and lying in a single horizontal strip.

*Remark 4.5.* In what follows we shall assume, without loss of generality, that  $\Gamma_1$  is a Snell path starting from the origin. Namely, if this is not the case,  $\Gamma_1 = S(C_0, C_1)$  where  $C_0 = (x_0, 0)$  and  $C_1 = (x_1, 1)$ ,  $0 < x_0 < x_1$ . Let us denote by  $p_1, q_1$  respectively the thickness of the light zone and of the dark zone crossed by  $\Gamma_1$ , and by  $p_2, q_2$  the analogous quantities for the Snell path  $S(O, C_2)$ ,  $C_2 = (x_1 - x_2, 1)$ . We have  $p_1 + q_1 = p_2 + q_2$ , and  $p_2 \leq p_1$ , so that, by Remark 2.2,  $\mathcal{L}_\beta(\Gamma_1) \geq \mathcal{L}_\beta(S(O, C_2))$ . Hence the curve  $S(O, C_2) \cup [C_2, C_1] \cup (\Gamma \cap \{y \geq 1\})$  is a geodesic.

The following result is another fairly general property of the geodesics based on the behavior of the function  $l(t, \beta)$  studied in the previous section.

**Proposition 4.6.** *Let  $\beta > 1$  be given, and let  $k_c(\beta)$  be as in Definition 3.9 (see also Corollary 3.15(i)). For every  $r = 1, \dots, j$  the curve  $\Gamma_r$  defined in (61) intersects at most  $k_c(\beta)$  light diagonals.*

*Proof.* Set, as above,  $A = \bar{\Gamma}_r \cap \{y = r - 1\} = (x_A, r - 1)$  and  $B = \bar{\Gamma}_r \cap \{y = r\} = (x_B, r)$  respectively the starting and the ending point of the Snell path  $\bar{\Gamma}_r$ .

Assume by contradiction that  $\Gamma_r$  intersects more than  $k_c(\beta)$  light diagonals, so that  $t_0 := x_B - x_A - 1 > 2k_c(\beta)$ .

Let  $k \in \mathbb{N}$  be the smallest integer such that  $2k + r - 1 \geq x_A$ , and let  $m \in \mathbb{N}$  be the largest integer such that  $2m + r \leq x_B$ . Set  $A_0 := (2n + r - 1, r - 1)$ ,  $B_0 := (2m + r, r)$ . It is clear that  $A_0$  and  $B_0$  lie respectively on the first and the last light diagonal intersected by  $\Gamma_r$  (see Figure 9), so that, by assumption,  $m - n \geq k_c(\beta)$ .

Let us denote by  $\Delta_A = 2k + r - 1 - x_A$  and  $\Delta_B = x_B - 2m - r$ . It is not restrictive to assume that  $\Delta_A \leq \Delta_B$ . The points  $A_1 = (\alpha, r - 1)$  and  $B_1 = (\alpha', r)$  defined by

- (T1)  $A_1 = A_0$ ,  $B_1 = (2m + r + \Delta_A + \Delta_B, r)$ , if either  $0 < \Delta_A \leq \Delta_B \leq 1$ , or  $0 < \Delta_A \leq 1$ ,  $1 < \Delta_B \leq 2$ ,  $\Delta_A + \Delta_B < 2$ ;
- (T2)  $A_1 = (2k + r - 1 - \Delta_A - \Delta_B, r - 1)$ ,  $B_1 = B_0$ , if either  $1 \leq \Delta_A \leq \Delta_B \leq 2$ , or  $0 < \Delta_A \leq 1$ ,  $1 < \Delta_B \leq 2$ ,  $\Delta_A + \Delta_B \geq 2$ ,

are such that  $\alpha' - \alpha - 1 = t_0 > 2m - 2k$ , and either  $A_1$  or  $B_1$  is a light vertex. Moreover, from a direct inspection we can check that the thickness of the dark zone from  $A_1$  to  $B_1$  is not greater than the one from  $A$  to  $B$ , so that by Remark 2.2 we conclude that

$$(62) \quad \mathcal{L}_\beta(S(A_1, B_1)) \leq \mathcal{L}_\beta(S(A, B)).$$

Let us consider the case (T1), so that  $A_1 = A_0$ , and let  $B' = (2k + 2k_c(\beta) + r, r)$ . The assumption  $m - k \geq k_c(\beta)$  implies that  $B'$  lies on the left of  $B_0$  (possibly the two

points coincide). Let us consider the following new paths:  $\Gamma' = S(A_1, B') \cup \llbracket B', B_1 \rrbracket$ , and  $\Gamma_1 = S(A_1, B_1)$ . Since  $2k_c(\beta) < t_0$ , from Corollary 3.15(vi) we deduce that

$$\mathcal{L}_\beta(\Gamma') = l(2k_c(\beta), \beta) + t_0 + \sqrt{2} < l(t_0, \beta) + t_0 + \sqrt{2} = \mathcal{L}_\beta(\Gamma_1).$$

Finally, setting  $\tilde{\Gamma} = \llbracket A, A_1 \rrbracket \cup S(A_1, B') \cup \llbracket B', B \rrbracket$  and noticing that the segments  $\llbracket A, A_1 \rrbracket$  and  $\llbracket B, B_1 \rrbracket$  have the same length, we have that

$$\mathcal{L}_\beta(\tilde{\Gamma}) = \mathcal{L}_\beta(\Gamma') < \mathcal{L}_\beta(\Gamma_1) \leq \mathcal{L}_\beta(\Gamma_r),$$

where the last inequality follows from (62).

The analysis of the case (T2) can be carried out in a similar way, with obvious modifications.  $\square$

### 5. GEODESICS OF THE CHESSBOARD STRUCTURE ( $\beta \geq \sqrt{3/2}$ )

In this section we shall restrict our analysis to the case  $\beta \geq \sqrt{3/2}$ , and we shall provide a complete description of the geodesics joining two light vertices in the chessboard structure. The case  $\beta < \sqrt{3/2}$  seems to be harder to characterize, as we shall show by an example (see Example 5.6 below).

The next theorem states that, for  $\beta > \beta_0^c$ , any geodesic  $\Gamma$  joining the origin with the point  $(2n + j, j)$  is a finite union of segments, connecting light vertices, and lying on light diagonals or on horizontal lines.

**Theorem 5.1.** *Let  $\Gamma$  be a geodesic as in (60). If  $\beta > \beta_0^c$ , then the points  $A_k, B_k$  are light vertices for every  $k = 0, \dots, n$ , and  $\llbracket B_{k-1}, A_k \rrbracket$  is an horizontal segment for every  $k = 1, \dots, n$ .*

*Proof.* By Corollary 3.15(i) we have that  $k_c(\beta) = 0$ , so that, by Proposition 4.6,  $\Gamma$  never cuts a light diagonal. Hence the points  $A_k, B_k$  defined in Proposition 4.3(i) are vertices of light squares, for every  $k = 0, \dots, n$ . Given  $r = 1, \dots, n$ , let  $B_{r-1}$  be the exit point from  $D_{r-1}$  and  $A_r$  be the access point to  $D_r$ , and let  $i, i' = 1, \dots, N$  be such that  $B_{r-1} \in \llbracket P_{i-1}, P_i \rrbracket$ , and  $A_r \in \llbracket P_{i'-1}, P_{i'} \rrbracket$ . We have that  $\theta_i = \theta_{i'} = 0$ , that is both  $\llbracket P_{i-1}, P_i \rrbracket$  and  $\llbracket P_{i'-1}, P_{i'} \rrbracket$  lie on the horizontal sides of the squares. Indeed, by Proposition 4.3(iii),  $\theta_{i'}, \theta_i \in [0, \pi/4)$ , and, if either  $\theta_i$  or  $\theta_{i'}$  belong to  $(0, \pi/4)$ , then  $\Gamma$  should contain a Snell path starting from a vertex of a light square and lying in a horizontal strip, a contradiction with Corollary (3.15)(ii) and the local optimality of  $\Gamma$ .

Then  $\theta_i = \theta_{i'} = 0$ , and, by Remark 4.2, there exists two points  $A, B$  such that the segments  $\llbracket B_{r-1}, B \rrbracket$  and  $\llbracket A, A_r \rrbracket$  are horizontal, with length greater than or equal to 1, and they are contained in  $\Gamma$ . In order to complete the proof we have to show that  $\llbracket B, A \rrbracket$  is a horizontal segment. Assume by contradiction that this is not the case, that is  $B \neq A'$ , where  $A'$  is the intersection of the line containing  $\llbracket A, A_r \rrbracket$  with  $D_{r-1}$ . In this case the length of the polygonal line  $\llbracket B_{r-1}, A', A_r \rrbracket$  is less than the length of any curve joining  $B_{r-1}$  with  $A_r$  and containing  $\llbracket B_{r-1}, B \rrbracket$  and  $\llbracket A, A_r \rrbracket$ , in contradiction with the local minimality of  $\Gamma$ .  $\square$

**Definition 5.2.** An  $S_3$ -path is a Snell path joining the point  $(2m + k, k)$  to the point  $(2m + k + 3, k + 1)$  for some  $m, k \in \mathbb{N}$ . We shall denote its normalized length by

$$\lambda_3 = l(2, \beta) = \frac{2}{\sqrt{1 - \sigma_3^2}} + \frac{\beta^2}{\sqrt{\beta^2 - \sigma_3^2}} - 2 - \sqrt{2},$$

where  $\sigma_3 = \hat{\sigma}(2, \beta)$  is implicitly defined by

$$\frac{2\sigma_3}{\sqrt{1-\sigma_3^2}} + \frac{\sigma_3}{\sqrt{\beta^2-\sigma_3^2}} - 1 = 0.$$

The optical length of an  $S_3$ -path will be denoted by  $\Lambda_3 = \lambda_3 + 2 + \sqrt{2}$ .

*Remark 5.3.* It is straightforward to check that  $\sqrt{10} < \Lambda_3 < \beta\sqrt{10}$ , and, by the very definition of  $\beta_0^c$ ,  $\Lambda_3 = 2 + \sqrt{2}$  when  $\beta = \beta_0^c$ . Moreover,  $1/\sqrt{10} < \sigma_3 < \beta/\sqrt{10}$ .

The  $S_3$ -paths will play a fundamental rôle in the analysis of the geodesics for  $\sqrt{3/2} \leq \beta < \beta_0^c$  (see Theorem 5.4 below). Namely for  $\beta$  in this range the  $S_3$ -paths have the minimal normalized length among all the Snell paths starting from a light vertex  $(2m+k, k)$  and reaching a point on the line  $y = k+1$  (see Corollary 3.15).

**Theorem 5.4.** *Let  $\Gamma$  be a geodesic as in (60). If  $\sqrt{3/2} \leq \beta < \beta_0^c$ , then the points  $A_k, B_k$  are light vertices for every  $k = 0, \dots, n$ . Moreover  $B_{k-1}$  is connected to  $A_k$  either by a horizontal segment or by an  $S_3$ -path for every  $k = 1, \dots, n$ .*

*Proof.* By Remark 4.5 we can assume, without loss of generality, that  $A_0 = B_0 = (0, 0)$ . Let us define

$$(63) \quad i = \min\{r \in \{1, \dots, n\}; A_r \text{ is a light vertex}\}.$$

Notice that the index  $i$  in (63) is well defined, since as a consequence of Proposition 4.3(i) and (ii) at least  $A_n$  is a light vertex. Moreover, if  $i \geq 2$ , then  $\Gamma$  cuts every light diagonal  $D_k$ ,  $k = 1, \dots, i-1$ , that is, the points  $A_k$  and  $B_k$  coincide and they are not light vertices.

Let us denote by  $\Gamma'$  the portion of  $\Gamma$  joining  $A_0 = B_0 = (0, 0)$  to  $A_i$ . We are going to prove that

$$(64) \quad \begin{aligned} & i = 1, \text{ and} \\ & \Gamma' \text{ is either an horizontal segment or an } S_3\text{-path.} \end{aligned}$$

Once these properties are proved, then  $B_1$  is a light vertex and, repeating the procedure  $n$  times, we reach the conclusion.

Let  $m \in \mathbb{N}$  be such that  $A_i = (2i+m, m)$ . If  $m = 0$ , then  $B_0$  is connected to  $A_i$  by an horizontal segment, so that  $i = 1$  and (64) holds. If  $m = 1$ , then by Corollary 3.15(ii) and the local minimality of  $\Gamma$ , we conclude that  $i = 1$  and  $\Gamma'$  is an  $S_3$ -path. It remains to prove that the case  $m \geq 2$  cannot happen.

For every  $k = 0, \dots, i$  let  $r_k = 1, \dots, m$  be such that  $A_k = (2k + \eta_k, \eta_k) \in \bar{\Gamma}_{r_k}$ , where  $\Gamma_r$  is the Snell path defined in (61). Let us denote by  $C_k = (x_k, r_k - 1)$  and  $C'_k = (x'_k, r_k)$  respectively the starting and the ending point of  $\Gamma_{r_k}$ , let  $\delta_k = x'_k - x_k$  be the thickness of  $\Gamma_{r_k}$ , and define

$$t_k^- = 2k + r_k - 1 - x_k, \quad t_k^+ = x'_k - 2k - r_k, \quad h_k = \eta_k - \lfloor \eta_k \rfloor,$$

so that  $\delta_k = t_k^- + t_k^+ + 1$  (see Figure 10).

For  $k = 0$ , we have that  $r_0 = 1$ ,  $C_0 = B_0 = (0, 0)$  and  $C'_0 = (\delta_0, 1)$ . By construction we have  $\delta_0 > 1$ . We claim that  $2 < \delta_0 < 3$ . Namely, by Corollary 3.15(v) and (iii), we have

$$\begin{cases} \mathcal{L}_\beta(\Gamma_1) = l(\delta_0, \beta) + \sqrt{2} + \delta_0 - 1 > \sqrt{2} + \delta_0 - 1 = \mathcal{L}_\beta(\llbracket O, (1, 1), (\delta_0, 1) \rrbracket), & \text{if } \delta_0 \in (1, 2], \\ \mathcal{L}_\beta(\Gamma_1) > l(2, \beta) + \sqrt{2} + \delta_0 - 1 \geq \mathcal{L}_\beta(S(0, (3, 1)) \cup \llbracket (3, 1), (\delta_0, 1) \rrbracket), & \text{if } \delta_0 > 3, \end{cases}$$

hence, by the local minimality of  $\Gamma_1$ , we cannot have neither  $1 < \delta_0 \leq 2$  nor  $\delta_0 > 3$ . For  $k = i$  the same arguments show that  $2 < \delta_i < 3$ . Hence, from Proposition 4.6, we have that  $1 = r_0 < r_1 < \dots < r_i = m$ .



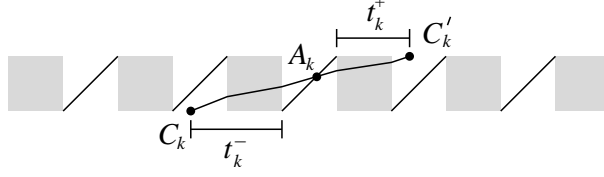


FIGURE 10.

Finally, by Lemma 3.17,

$$\tilde{l}(t_k^-, \beta, h_k) > \tilde{l}(t_k^-, \beta, 1), \quad \tilde{l}(t_k^+, \beta, 1 - h_k) > \tilde{l}(t_k^+, \beta, 1), \quad k = 1, \dots, i-1, \quad (i \geq 2)$$

where  $\tilde{l}$  is the function defined in (55). Moreover, being  $\Gamma$  a geodesic, we have  $\tilde{l}(t_k^-, \beta, h_k) < 0$  and  $\tilde{l}(t_k^+, \beta, 1 - h_k) < 0$ , so that by Corollary 3.15(v), we have  $t_k^-, t_k^+ > 1$ . On the other hand, from Corollary 3.15 and Proposition 4.6, we cannot have  $t_k^- \geq 2$  or  $t_k^+ \geq 2$ , otherwise  $\Gamma_{r_k}$  would intersect more than one light diagonal. In conclusion, we have that  $t_k^-, t_k^+ \in (1, 2)$ , so that  $\delta_k \in (3, 5)$ ,  $k = 1, \dots, i-1$  ( $i \geq 2$ ).

Let us define

$$\Delta = \sum_{k=0}^i \delta_k.$$

By construction and from the estimates above we have

$$\Delta \leq 2i + m, \quad m \geq i + 1, \quad 3i + 1 < \Delta < 5i + 1.$$

It is straightforward to show that

$$\mathcal{L}_\beta \left( \Gamma' \setminus \bigcup_{k=0}^i \Gamma_{r_k} \right) \geq \mathcal{L}_\beta(\llbracket (\Delta, i+1), (2i+m, m) \rrbracket),$$

so that

$$\mathcal{L}_\beta(\Gamma') \geq \sum_{k=0}^i \mathcal{L}_\beta(\Gamma_{r_k}) + \sqrt{(2i+m-\Delta)^2 + (m-i-1)^2}.$$

$\mathcal{L}_\beta(\Gamma_{r_k})$  can be estimated using the function  $\tilde{l}$ . For  $k=0$  and  $k=i$  we have that

$$(65) \quad \begin{aligned} \mathcal{L}_\beta(\Gamma_{r_0}) &= \tilde{l}(\delta_0 - 1, \beta, 1) + \delta_0 - 1 + \sqrt{2}, \\ \mathcal{L}_\beta(\Gamma_{r_i}) &= \tilde{l}(\delta_i - 1, \beta, 1) + \delta_i - 1 + \sqrt{2}, \end{aligned}$$

while, for  $k=1, \dots, i-1$ , ( $i \geq 2$ )

$$(66) \quad \mathcal{L}_\beta(\Gamma_{r_k}) = \tilde{l}(t_k^-, \beta, h_k) + \tilde{l}(t_k^+, \beta, 1 - h_k) + \delta_k - 1 + \sqrt{2}.$$

From Lemma 3.4(iii) and Lemma 3.17 we have that

$$\tilde{l}(t, \beta, h) > \tilde{l}_h(t, \beta, 1)(h-1) + \tilde{l}_t(2, \beta, 1)(t-2) + \lambda_3$$

for every  $(t, h) \in (1, 2) \times [0, 1]$ . (We recall that  $\lambda_3 = \tilde{l}(2, \beta, 1)$ , see Definition 5.2). Moreover, from (56) and (57) we have that

$$\tilde{l}_t(2, \beta, 1) = \sqrt{1 - \sigma_3^2} - 1, \quad \tilde{l}_h(t, \beta, 1) = \sqrt{1 - \tilde{\sigma}^2(t, \beta, 1)} + \tilde{\sigma}(t, \beta, 1) - \sqrt{2}.$$

where  $\sigma_3 = \tilde{\sigma}(2, \beta, 1)$ , see Definition 5.2. Since  $t \mapsto \tilde{\sigma}(t, \beta, 1)$  is a decreasing function for  $t \geq 0$ , and the map  $s \mapsto \sqrt{1 - s^2} + s - \sqrt{2}$  is increasing for  $0 \leq s \leq 1/\sqrt{2}$ , we finally obtain

$$(67) \quad \tilde{l}(t, \beta, h) > \lambda_3 + \left( \sqrt{1 - \sigma_3^2} - 1 \right) (t-2) + \left( \sqrt{1 - \sigma_3^2} + \sigma_3 - \sqrt{2} \right) (h-1)$$

for every  $(t, h) \in (1, 2) \times [0, 1]$ . From (65), (66) and (67) we obtain

$$(68) \quad \begin{aligned} \mathcal{L}_\beta(\Gamma_{r_0}) &> \lambda_3 + \left( \sqrt{1 - \sigma_3^2} - 1 \right) (\delta_0 - 3) + \delta_0 - 1 + \sqrt{2}, \\ \mathcal{L}_\beta(\Gamma_{r_i}) &> \lambda_3 + \left( \sqrt{1 - \sigma_3^2} - 1 \right) (\delta_i - 3) + \delta_i - 1 + \sqrt{2}, \\ \mathcal{L}_\beta(\Gamma_{r_k}) &> 2\lambda_3 + \left( \sqrt{1 - \sigma_3^2} - 1 \right) (\delta_k - 5) - \sqrt{1 - \sigma_3^2} - \sigma_3 + \delta_k - 1 + 2\sqrt{2}, \end{aligned}$$

( $k = 1, \dots, i - 1, i \geq 2$ ), so that

$$\sum_{k=0}^i \mathcal{L}_\beta(\Gamma_{r_k}) > \Delta \sqrt{1 - \sigma_3^2} + \sigma_3 + \left( 2\sqrt{2} + 4 - 6\sqrt{1 - \sigma_3^2} - \sigma_3 + 2\lambda_3 \right) i$$

and

$$(69) \quad \begin{aligned} \mathcal{L}_\beta(\Gamma') &> \Delta \sqrt{1 - \sigma_3^2} + \sigma_3 + \left( 2\sqrt{2} + 4 - 6\sqrt{1 - \sigma_3^2} - \sigma_3 + 2\lambda_3 \right) i \\ &\quad + \sqrt{(2i + m - \Delta)^2 + (m - i - 1)^2}. \end{aligned}$$

Let us now consider the path  $\Gamma''$  starting from the origin, obtained by the concatenation of  $i$   $S_3$ -paths and the segment connecting the point  $(3i, i)$  to  $A_i = (2i + m, m)$ . Since this segment connects two points on the light diagonal  $D_i$ , its length is  $(m - i)\sqrt{2}$ , so that

$$\mathcal{L}_\beta(\Gamma'') = i\lambda_3 + (m - i)\sqrt{2} = i(\lambda_3 + 2 + \sqrt{2}) + (m - i)\sqrt{2}.$$

We are going to show that  $\mathcal{L}_\beta(\Gamma'') < \mathcal{L}_\beta(\Gamma')$ , in contradiction with the local minimality of  $\Gamma'$ . We have that

$$(70) \quad \begin{aligned} \mathcal{L}_\beta(\Gamma') - \mathcal{L}_\beta(\Gamma'') &> \left( 2 + \sqrt{2} - 3\sqrt{1 - \sigma_3^2} - \sigma_3 + \lambda_3 \right) i - \left( \sqrt{2} - \sqrt{1 - \sigma_3^2} - \sigma_3 \right) \\ &\quad + \sqrt{\mu_1^2 + \mu_2^2} - \mu_1 \sqrt{1 - \sigma_3^2} - \mu_2 \left( \sqrt{2} - \sqrt{1 - \sigma_3^2} \right) \end{aligned}$$

where

$$\mu_1 = 2i + m - \Delta \geq 0, \quad \mu_2 = m - i - 1 \geq 0.$$

Since  $3i + 1 < \Delta$  and  $m \geq i + 1$  we have that

$$(71) \quad 0 \leq \mu_1 < \mu_2.$$

Moreover

$$(72) \quad \sqrt{\mu_1^2 + \mu_2^2} - \mu_1 \sqrt{1 - \sigma_3^2} - \mu_2 \left( \sqrt{2} - \sqrt{1 - \sigma_3^2} \right) = \mu_2 \varphi \left( \frac{\mu_1}{\mu_2} \right),$$

where

$$\varphi(s) = \sqrt{1 + s^2} - s \sqrt{1 - \sigma_3^2} - \left( \sqrt{2} - \sqrt{1 - \sigma_3^2} \right).$$

Since  $0 < \sigma_3 < 1/\sqrt{2}$ , we have that  $1/\sqrt{2} < \sqrt{1 - \sigma_3^2} < 1$ . It can be easily checked that  $\varphi'(s) < 0$  for every  $s \in [0, 1]$ , hence

$$(73) \quad 0 = \varphi(1) < \varphi(s), \quad \forall s \in [0, 1).$$

From (70), (71), (72) and (73) we thus get

$$(74) \quad \mathcal{L}_\beta(\Gamma') - \mathcal{L}_\beta(\Gamma'') > \left( 2 + \sqrt{2} - 3\sqrt{1 - \sigma_3^2} - \sigma_3 + \lambda_3 \right) i - \left( \sqrt{2} - \sqrt{1 - \sigma_3^2} - \sigma_3 \right).$$

We claim that

$$(75) \quad 2 + \sqrt{2} - 3\sqrt{1 - \sigma_3^2} - \sigma_3 + \lambda_3 > \sqrt{2} - \sqrt{1 - \sigma_3^2} - \sigma_3 > 0.$$

The second inequality in (75) easily follows from the fact that  $0 < \sigma_3 < 1/\sqrt{2}$ . Concerning the first one, by the very definition of  $\lambda_3$ , and since  $b \mapsto b^2/\sqrt{b^2 - \sigma_3^2}$  is an increasing function in  $[1, +\infty)$ , we have that

$$\begin{aligned} & \left(2 + \sqrt{2} - 3\sqrt{1 - \sigma_3^2} - \sigma_3 + \lambda_3\right) - \left(\sqrt{2} - \sqrt{1 - \sigma_3^2} - \sigma_3\right) \\ &= -2\sqrt{1 - \sigma_3^2} + \frac{2}{\sqrt{1 - \sigma_3^2}} + \frac{\beta^2}{\sqrt{\beta^2 - \sigma_3^2}} - \sqrt{2} \\ &\geq -2\sqrt{1 - \sigma_3^2} + \frac{2}{\sqrt{1 - \sigma_3^2}} + \frac{3/2}{\sqrt{3/2 - \sigma_3^2}} - \sqrt{2} =: \psi(\sigma_3). \end{aligned}$$

It can be checked that  $\psi$  is strictly increasing in  $(0, 1)$ . Since, by Remark 5.3,  $\sigma_3 > 1/\sqrt{10}$ , we have that

$$\psi(\sigma_3) > \psi\left(\frac{1}{\sqrt{10}}\right) = \frac{\sqrt{10}}{15} + \frac{3\sqrt{10}}{2\sqrt{14}} - \sqrt{2} > 0,$$

and (75) is proved.

Since  $i \geq 1$ , it is straightforward to check that (74) and (75) imply that  $\mathcal{L}_\beta(\Gamma') - \mathcal{L}_\beta(\Gamma'') > 0$ , in contradiction with the local minimality of  $\Gamma'$ .  $\square$

**Theorem 5.5.** *Let  $\Gamma$  be a geodesic from the origin to a light vertex  $\xi = (x, y)$ , with  $0 \leq y \leq x$ .*

- (i) *If  $\beta \geq \beta_0^c$ , then  $\mathcal{L}_\beta(\Gamma) = x + (\sqrt{2} - 1)y$ .*
- (ii) *If  $\sqrt{3/2} \leq \beta \leq \beta_0^c$ , then*

$$\mathcal{L}_\beta(\Gamma) = \begin{cases} x + (\Lambda_3 - 3)y, & \text{if } 0 \leq y \leq x/3, \\ \frac{\Lambda_3 - \sqrt{2}}{2}x + \frac{3\sqrt{2} - \Lambda_3}{2}y, & \text{if } x/3 \leq y \leq x, \end{cases}$$

where  $\Lambda_3 = \Lambda_3(\beta)$  is the length of an  $S_3$ -path, introduced in Definition 5.2.

*Proof.* (i) For  $\beta > \beta_0^c$  it is a straightforward consequence of Theorem 5.1.

(ii) Let us consider the case  $\sqrt{3/2} \leq \beta < \beta_0^c$ . From Theorem 5.4 we know that  $\Gamma$  is the concatenation of  $S_3$ -paths and segments joining light vertices, lying on light diagonals or on horizontal lines. Hence we have that

$$\mathcal{L}_\beta(\Gamma) = t\Lambda_3 + r + d\sqrt{2},$$

where  $t$  is the number of  $S_3$ -paths,  $r$  is the number of unit horizontal segments, and  $d$  is the number of diagonals of light squares. It is clear that the three numbers  $t, r, d \in \mathbb{N}$  must satisfy the constraints

$$3t + r + d = x, \quad t + d = y,$$

so that

$$\mathcal{L}_\beta(\Gamma) = (\Lambda_3 - 2 - \sqrt{2})t + x + (\sqrt{2} - 1)y.$$

Since  $\Lambda_3 < 2 + \sqrt{2}$ ,  $L$  is minimized by choosing the largest admissible value of  $t$ , which is  $y$  if  $y \leq x/3$ , and  $(x - y)/2$  if  $y \geq x/3$ . (We remark that  $(x - y)/2$  is an integer number, since the point  $P = (x, y)$  is a light vertex.) In conclusion, if  $y \leq x/3$  we choose  $t = y$ ,

$d = 0$  and  $r = x - 3y$ , whereas if  $y \geq x/3$  we choose  $t = (x - y)/2$ ,  $d = (3y - x)/2$ ,  $r = 0$ , obtaining (ii).

Finally, if  $\beta = \beta_0^c$ , it is straightforward to check that the lengths of geodesics can be computed indifferently as in (i) or in (ii). We remark that, in this case, these two formulas give the same result, since  $\Lambda_3 = 2 + \sqrt{2}$ .  $\square$

One may wonder if the previous characterization of the geodesics for  $\sqrt{3/2} \leq \beta < \beta_0^c$  remains valid for  $\beta_1^c < \beta < \beta_0^c$ . The following example shows that this is not the case.

*Example 5.6.* Let  $\Gamma = \llbracket(0, 0), (1, 1)\rrbracket \cup S((1, 1), (4, 2))$ . By Theorem 5.5, if  $\sqrt{3/2} \leq \beta < \beta_0^c$ , then  $\Gamma$  is a geodesic joining the origin to the point  $\xi = (4, 2)$ . Given  $t \in [0, 1]$ , let us consider the curve

$$\Gamma(t) = S((0, 0), (1 + t, 1)) \cup S((1 + t, 1), (4, 2)).$$

We have that

$$L(t) := \mathcal{L}_\beta(\Gamma(t)) = l(t, \beta) + l(2 - t, \beta).$$

Moreover, for  $t = 0$  we have  $\Gamma(0) = \Gamma$ ,  $L(0) = \Lambda_3 + \sqrt{2}$ , and

$$(76) \quad \begin{aligned} L'(0) &= \lim_{t \rightarrow 0^+} \frac{L(t) - L(0)}{t} = l_t^+(0, \beta) - l_t^-(2, \beta) \\ &= \sqrt{\beta^2 - \frac{1}{2}} - \sqrt{1 - \sigma_3^2}. \end{aligned}$$

We recall that, for a given  $\beta > 1$ ,  $\sigma_3$  is the unique zero in  $(0, 1)$  of the function

$$g(\sigma) = \frac{2\sigma}{\sqrt{1 - \sigma^2}} + \frac{\sigma}{\sqrt{\beta^2 - \sigma^2}} - 1.$$

Moreover,  $g$  is a strictly monotone increasing function in  $(0, 1)$ , with  $g(0) = -1$  and  $g(s) \rightarrow +\infty$  as  $s \rightarrow 1^-$ . For  $\beta \leq \sqrt{3/2}$ , let us compute

$$\psi(\beta) = g\left(\sqrt{\frac{3}{2} - \beta^2}\right) = 2\sqrt{\frac{3 - 2\beta^2}{2\beta^2 - 1}} + \sqrt{\frac{3 - 2\beta^2}{4\beta^2 - 3}} - 1.$$

Since

$$\psi'(\beta) = -\frac{2\beta}{\sqrt{3 - 2\beta^2}} \left( \frac{3}{(4\beta^2 - 3)^{3/2}} + \frac{4}{(2\beta^2 - 1)^{3/2}} \right) < 0,$$

the map  $\psi$  is strictly monotone decreasing in  $[1, \sqrt{3/2}]$ , with  $\psi(1) = 1$  and  $\psi(\sqrt{3/2}) = -1$ .

The unique zero of  $\psi$  in  $(1, \sqrt{3/2})$  is  $\tilde{\beta} \simeq 1.17868$ , and  $\tilde{\beta} > \beta_1^c \simeq 1.06413$ . Hence, for  $1 < \beta < \tilde{\beta}$ , we have that  $\sigma_3 < \sqrt{3/2 - \beta^2}$  and, by (76),  $L'(0) < 0$ . In conclusion, if  $1 < \beta < \tilde{\beta}$ , for  $t > 0$  small enough we have that  $L(t) < L(0)$ , and  $\Gamma$  is not a geodesic.

## 6. THE HOMOGENIZED METRIC

As a direct consequence of Theorem 5.5, we obtain the complete description of the homogenized metric  $\Phi_\beta$  for  $\beta \geq \sqrt{3/2}$ . In the general case we discuss the regularity of the homogenized metric.

In order to make some usefull reductions, we need two remarks on the distance  $d_\beta^\varepsilon(0, \xi)$  defined in (6).

*Remark 6.1.* Since  $|\xi - \eta| \leq d_\beta^\varepsilon(\eta, \xi) \leq \beta|\xi - \eta|$ , it can be easily seen that

$$(77) \quad \Phi_\beta(\xi) = \lim_{\varepsilon \rightarrow 0^+} d_\beta^\varepsilon(\eta_\varepsilon, \xi_\varepsilon), \quad \forall \xi \in \mathbb{R}^2, \forall \xi_\varepsilon \rightarrow \xi, \forall \eta_\varepsilon \rightarrow 0.$$

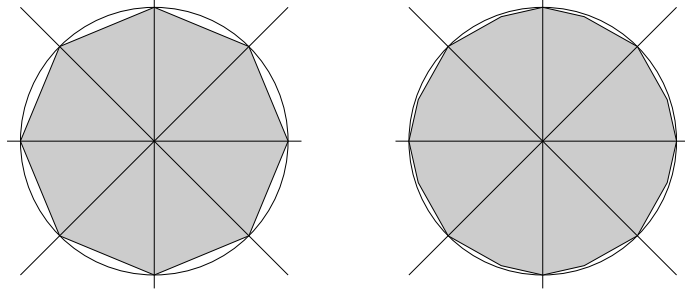


FIGURE 11. The homogenized unit ball for  $\beta \geq \beta_0^c$  (left) and  $\sqrt{3/2} \leq \beta < \beta_0^c$  (right)

*Remark 6.2.* For every  $\varepsilon > 0$  let  $\eta_\varepsilon = (\frac{\varepsilon}{2}, \frac{\varepsilon}{2})$ . From (77) we have that

$$\Phi_\beta(\xi) = \lim_{\varepsilon \rightarrow 0^+} d_\beta^\varepsilon(\eta_\varepsilon, \xi + \eta_\varepsilon), \quad \forall \xi \in \mathbb{R}^2.$$

Since the map  $\xi \mapsto d_\beta^\varepsilon(\eta_\varepsilon, \xi + \eta_\varepsilon)$  is symmetric w.r.t. the coordinated axis and the diagonals passing through the origin, it is clear that  $\Phi_\beta$  has the same symmetries.

In what follows, given  $(x, y) \in \mathbb{R}^2$  we denote

$$M = \max\{|x|, |y|\}, \quad m = \min\{|x|, |y|\}.$$

**Theorem 6.3.** *For every  $(x, y) \in \mathbb{R}^2$  the following hold.*

- (i) *If  $\beta \geq \beta_0^c$ , then  $\Phi_\beta(x, y) = M + (\sqrt{2} - 1)m$ .*
- (ii) *If  $\sqrt{3/2} \leq \beta \leq \beta_0^c$ , then*

$$\Phi_\beta(x, y) = \begin{cases} M + (\Lambda_3 - 3)m, & \text{if } 3m \leq M, \\ \frac{\Lambda_3 - \sqrt{2}}{2} M + \frac{3\sqrt{2} - \Lambda_3}{2} m, & \text{if } 3m \geq M, \end{cases}$$

where  $\Lambda_3 = \Lambda_3(\beta)$  is the length of an  $S_3$ -path, introduced in Definition 5.2.

*Proof.* By Remark 6.2 it is enough to consider the case  $0 \leq y \leq x$ , so that  $M = x$  and  $m = y$ . Let  $\xi = (x, y)$  and, for  $\varepsilon > 0$ , let us define

$$j = \left\lfloor \frac{y}{\varepsilon} \right\rfloor, \quad n = \left\lfloor \frac{x - j\varepsilon}{2\varepsilon} \right\rfloor, \quad \xi_\varepsilon = (x_\varepsilon, y_\varepsilon) = ((2n + j)\varepsilon, j\varepsilon).$$

Then

$$|y - y_\varepsilon| < \varepsilon, \quad |x - x_\varepsilon| < 2\varepsilon,$$

so that  $|\xi - \xi_\varepsilon| < \varepsilon\sqrt{5}$ . Moreover  $d_\beta^\varepsilon(0, \xi_\varepsilon)$  is explicitly computed in Theorem 5.5. Since  $\xi_\varepsilon \rightarrow \xi$ , by (77), the conclusion follows.  $\square$

In the general case we have the following result.

**Theorem 6.4.** *Let  $\beta > 1$  be given, and let  $k_c(\beta)$  be the number defined in Definition 3.9. Then  $\Phi_\beta(x, y) = M + (l(2k_c(\beta), \beta) + \sqrt{2} - 1)m$  for every  $(x, y) \in \mathbb{R}^2$  belonging to one of the cones  $\{(2k_c(\beta) + 1)|y| \leq |x|\}$  or  $\{(2k_c(\beta) + 1)|x| \leq |y|\}$ .*

*Proof.* From Remark 6.2 it is enough to consider the case  $0 \leq (2k_c(\beta) + 1)y \leq x$ . Moreover, we can assume that  $y > 0$ , the case  $y = 0$  being trivial. Since the homogenized metric depends continuously on  $\beta$ , it is not restrictive to assume  $\beta \neq \beta_k^c$ , in such a way that

$$l(2k_c(\beta), \beta) < l(t, \beta), \quad \forall t \geq 0, t \neq 2k_c(\beta)$$

(see Corollary 3.15(iii)). For every  $0 < \varepsilon < y$ , let  $\xi_\varepsilon = (x_\varepsilon, y_\varepsilon)$  be the nearest light vertex to  $\xi = (x, y)$  below the line  $x = (2k_c(\beta) + 1)y$ . Then  $\xi_\varepsilon = ((2n + j)\varepsilon, j\varepsilon)$  for some  $j \geq 1$  and  $n \geq k_c(\beta)j$ , and  $\xi_\varepsilon \rightarrow \xi$  as  $\varepsilon$  tends to 0.

We claim that

$$(78) \quad d_\beta^\varepsilon(0, \xi_\varepsilon) = x_\varepsilon + (l(2k_c(\beta), \beta) + \sqrt{2} - 1)y_\varepsilon, \quad \forall 0 < \varepsilon < y,$$

so that the result will follow from (77). In order to prove the claim, after a scaling, we have to depict a geodesic  $\Gamma$  joining the origin to the point  $(2n + j, j)$  in the standard chessboard structure. Let us define the class  $\mathcal{S}$  of all Snell paths joining the light vertices  $(2m + r - 1, r - 1)$  and  $(2m + 2k_c(\beta) + r, r)$ ,  $m, r \in \mathbb{Z}$ . We are going to show that  $\Gamma$  has to be the concatenation of  $j$  Snell paths in  $\mathcal{S}$  and of horizontal segments. As a consequence, since the length of any path in  $\mathcal{S}$  equals to  $l(2k_c(\beta), \beta) + 2k_c(\beta) + \sqrt{2}$ , whereas the total length of the horizontal segments is  $2(n - k_c(\beta)j)$ , we obtain that (78) holds.

Let us define the paths  $\Gamma_1, \dots, \Gamma_j$  as in (61). For every  $r = 1, \dots, j$  let us denote by  $(x_r, r - 1)$  and  $(x'_r, r)$  the endpoints of  $\overline{\Gamma}_r$ , and let  $\tau_r = x'_r - x_r$ . Thanks to Lemma 3.16, we have that

$$\mathcal{L}_\beta(\Gamma_r) \geq l(2k_c(\beta), \beta) + \tau_r - 1 + \sqrt{2},$$

for every  $r = 1, \dots, j$ . Then we get

$$\mathcal{L}_\beta(\Gamma) = \sum_{r=1}^j \mathcal{L}_\beta(\Gamma_r) + 2n + j - \sum_{r=1}^j \tau_r \geq 2n + j + (l(2k_c(\beta), \beta) + \sqrt{2} - 1)j$$

and again by Lemma 3.16 the equality holds if and only if  $\tau_r = 2k_c(\beta)$  and  $\Gamma_r \in \mathcal{S}$  for every  $r = 1, \dots, j$ .  $\square$

**Corollary 6.5.** *For every  $\beta > 1$  the unit ball of the homogenized metric is not strictly convex, and its boundary is not differentiable.*

*Remark 6.6.* The presence of faces in the optical ball corresponds to nonuniqueness of the geodesics. More precisely, if  $F$  is a face of positive length, and  $C = \{\lambda\eta; \eta \in F, \lambda \geq 0\}$  is the corresponding cone, then for every  $\xi \in C$ , a function  $u \in AC([0, 1], \mathbb{R}^2)$  with  $u(0) = 0$ ,  $u(1) = \xi$ , parameterizes a geodesic if and only if  $u'(t) \in C$  for a.e.  $t \in [0, 1]$ .

Namely, there exists  $p \in \mathbb{R}^2$  such that  $\Phi_\beta(\eta) = \langle p, \eta \rangle$  for every  $\eta \in C$ , and  $\Phi_\beta(\eta) > \langle p, \eta \rangle$  for every  $\eta \in \mathbb{R}^2 \setminus C$ . Hence, if  $u'(t) \in C$  for a.e.  $t \in [0, 1]$ , then we get

$$\mathcal{L}_\beta^{\text{hom}}(u) = \int_0^1 \Phi_\beta(u'(t)) dt = \int_0^1 \langle p, u'(t) \rangle dt = \Phi_\beta(\xi),$$

whereas  $\mathcal{L}_\beta^{\text{hom}}(u) > \Phi_\beta(\xi)$  whenever  $\{t \in [0, 1]; u'(t) \notin C\}$  has positive measure.

As a final remark, let us consider the chessboard structure corresponding to the upper semicontinuous function

$$(79) \quad \tilde{a}_\beta(\xi) = \begin{cases} \beta & \text{if } \xi \in ([0, 1] \times [1, 2]) \cup ([1, 2] \times [0, 1]) \\ 1 & \text{otherwise} \end{cases}$$

which differs from the standard chessboard structure defined in (1) by the fact that  $\tilde{a} = \beta$  instead of 1 on the sides of the squares.

In this way we obtain a new family of length functionals  $\tilde{\mathcal{L}}_\beta^\varepsilon$ . In this case the existence of a geodesic joining the origin with a point  $\xi \in \mathbb{R}^2$  is not guaranteed. For example, if  $\xi = (\varepsilon, 0)$ , we have  $\tilde{\mathcal{L}}_\beta^\varepsilon(u) > \varepsilon$  for every  $u \in AC([0, 1], \mathbb{R}^2)$  such that  $u(0) = 0$  and  $u(1) = \xi$ .

On the other hand, we can construct a minimizing sequence  $(u_n)_n$  such that  $\tilde{\mathcal{L}}_\beta^\varepsilon(u_n) \rightarrow \varepsilon$  for  $n \rightarrow +\infty$ , defining

$$u_n(t) = \begin{cases} (\varepsilon t, 2t/n), & \text{if } t \in [0, 1/2], \\ (\varepsilon t, 2(1-t)/n), & \text{if } t \in [1/2, 1]. \end{cases}$$

Nevertheless, the  $\Gamma$ -limit with respect to the  $L^1$ -topology of the functionals  $(\tilde{\mathcal{L}}_\beta^\varepsilon)$  coincides with the  $\Gamma$ -limit  $\mathcal{L}_\beta^{\text{hom}}$  of the functionals  $(\mathcal{L}_\beta^\varepsilon)$ . Namely, the liminf inequality is certainly satisfied since  $\tilde{\mathcal{L}}_\beta^\varepsilon \geq \mathcal{L}_\beta^\varepsilon$ . On the other hand, given  $u \in AC([0, 1], \mathbb{R}^2)$  and a recovering sequence  $(u_\varepsilon)$  for  $(\mathcal{L}_\beta^\varepsilon)$ , we can construct a recovering sequence  $(\tilde{u}_\varepsilon)$  for  $(\tilde{\mathcal{L}}_\beta^\varepsilon)$  in the following way: for a given  $\varepsilon$ , we obtain  $\tilde{u}_\varepsilon$  modifying  $u_\varepsilon$  in the region where  $u_\varepsilon(t)$  belongs to the set  $S$  of the sides of squares, in such a way that  $\mathcal{L}_\beta^\varepsilon(\tilde{u}_\varepsilon) < \mathcal{L}_\beta^\varepsilon(u_\varepsilon) + \varepsilon$ , and the set  $\{t \in [0, 1]; \tilde{u}_\varepsilon \in S\}$  has vanishing Lebesgue measure.

DIPARTIMENTO DI METODI E MODELLI MATEMATICI, UNIV. DI ROMA I, VIA SCARPA, 16 – 00161 ROMA (ITALY)

*E-mail address*, Micol Amar: [amar@dmmm.uniroma1.it](mailto:amar@dmmm.uniroma1.it)

DIPARTIMENTO DI MATEMATICA “G. CASTELNUOVO”, UNIV. DI ROMA I, P.LE A. MORO 2 – 00185 ROMA (ITALY)

*E-mail address*, Graziano Crasta: [crasta@mat.uniroma1.it](mailto:crasta@mat.uniroma1.it)

*E-mail address*, Annalisa Malusa: [malusa@mat.uniroma1.it](mailto:malusa@mat.uniroma1.it)