

Non-flow correlations and elliptic flow fluctuations in Au+Au collisions at $\sqrt{s_{NN}} = 200$ GeV

B Alver for the PHOBOS collaboration

Massachusetts Institute of Technology, Cambridge, MA 02139, USA

E-mail: alver@mit.edu

B.Alver⁴, B.B.Back¹, M.D.Baker², M.Ballintijn⁴, D.S.Barton²,
R.R.Betts⁶, A.A.Bickley⁷, R.Bindel⁷, W.Busza⁴, A.Carroll²,
Z.Chai², V.Chetluru⁶, M.P.Decowski⁴, E.García⁶, T.Gburek³,
N.George², K.Gulbrandsen⁴, C.Halliwell⁶, J.Hamblen⁸,
I.Harnarine⁶, M.Hauer², C.Henderson⁴, D.J.Hofman⁶,
R.S.Hollis⁶, R.Hołyński³, B.Holzman², A.Iordanova⁶,
E.Johnson⁸, J.L.Kane⁴, N.Khan⁸, P.Kulinich⁴, C.M.Kuo⁵,
W.Li⁴, W.T.Lin⁵, C.Loizides⁴, S.Manly⁸, A.C.Mignerey⁷,
R.Nouicer², A.Olszewski³, R.Pak², C.Reed⁴, E.Richardson⁷,
C.Roland⁴, G.Roland⁴, J.Sagerer⁶, H.Seals², I.Sedykh²,
C.E.Smith⁶, M.A.Stankiewicz², P.Steinberg², G.S.F.Stephans⁴,
A.Sukhanov², A.Szostak², M.B.Tonjes⁷, A.Trzupek³, C.Vale⁴,
G.J.van Nieuwenhuizen⁴, S.S.Vaurynovich⁴, R.Verdier⁴,
G.I.Veress⁴, P.Walters⁸, E.Wenger⁴, D.Willhelm⁷, F.L.H.Wolfs⁸,
B.Wosiek³, K.Woźniak³, S.Wyngaardt², B.Wysłouch⁴

¹Argonne National Laboratory, Argonne, IL 60439, USA

²Brookhaven National Laboratory, Upton, NY 11973, USA

³Institute of Nuclear Physics PAN, Krakow, Poland

⁴Massachusetts Institute of Technology, Cambridge, MA 02139, USA

⁵National Central University, Chung-Li, Taiwan

⁶University of Illinois at Chicago, Chicago, IL 60607, USA

⁷University of Maryland, College Park, MD 20742, USA

⁸University of Rochester, Rochester, NY 14627, USA

Abstract. We present first results on event-by-event elliptic flow fluctuations in nucleus-nucleus collisions corrected for effects of non-flow correlations where the magnitude of non-flow correlations has been independently measured in data. Over the measured range in centrality, we see large relative fluctuations of 25-50%. The results are consistent with predictions from both color glass condensate and Glauber type initial condition calculations of the event-by-event participant eccentricity fluctuations.

1. Introduction

Elliptic flow is one of the key observables in understanding the early stages and the dynamics of heavy ion collisions. Large elliptic flow signals have been observed at the top RHIC energies in both Au+Au and Cu+Cu collisions [1, 2, 3]. These results have been understood in terms of the initial anisotropy in the collision region, best described by the participant eccentricity [3, 4], being preserved via an early thermalisation after the collision and the hydrodynamic expansion of the system with very little viscosity [5]. Initial measurement of v_2 fluctuations appear to confirm this picture where the event-by-event fluctuations in the initial shape anisotropy, quantified by the participant eccentricity are translated to event-by-event fluctuations in the v_2 signal [6].

Particle correlations other than flow (non-flow correlations) such as HBT, resonance decays and jets can resemble correlations due to elliptic flow and can have various effects on different flow measurements. In particular, non-flow correlations can broaden the observed event-by-event v_2 distribution and could be mistaken for v_2 fluctuations. Quantitative understanding of the effect of non-flow correlations on the observed v_2 fluctuations requires a measurement where the flow and non-flow correlations are completely disentangled. In this paper, we introduce a new method of measuring the non-flow correlations which crucially relies on the large pseudo-rapidity coverage of the PHOBOS octagon multiplicity detector. We present results on non-flow correlation strength and elliptic flow fluctuations corrected for non-flow correlations in Au+Au collisions at $\sqrt{s_{NN}} = 200$ GeV.

2. Measurement of non-flow correlations

We aim to measure the second Fourier coefficient of two-particle angular correlations and separate contributions from flow and non-flow in this signal. Flow and non-flow contributions can be separated with a detailed study of the η and $\Delta\eta$ dependence of the $\Delta\phi$ correlation function. To this end we define the two particle correlation function between particles from two η windows centered at η_1 and η_2 :

$$R_n(\Delta\phi, \eta_1, \eta_2) = \frac{F(\Delta\phi, \eta_1, \eta_2)}{B(\Delta\phi, \eta_1, \eta_2)} - 1, \quad (1)$$

where F is the foreground distribution determined by taking hit pairs from the same event and B is the background distribution constructed by randomly selecting particles from two different events with similar vertex position and centrality. In practice, the correlation function is calculated using the procedure described in Ref. [7], correcting for the effect of the particles produced due to the interactions with the detector.

It can be shown that if the only correlations between particles are due to elliptic flow, the correlation function will take the form: $R_n(\Delta\phi, \eta_1, \eta_2) = 2v_2(\eta_1) \times v_2(\eta_2) \cos(2\Delta\phi)$. In general, both flow and non-flow effects are present and so we denote the second Fourier coefficient of $R_n(\Delta\phi, \eta_1, \eta_2)$ as $2v_2^2(\eta_1, \eta_2)$. The separate flow and non-flow contributions are denoted $v_2(\eta)$ and $\delta(\eta_1, \eta_2)$ respectively, such that:

$$v_2^2(\eta_1, \eta_2) = v_2(\eta_1) \times v_2(\eta_2) + \delta(\eta_1, \eta_2) \quad (2)$$

In Fig. 1, $v_2^2(\eta_1, \eta_2)$ is shown for a selected centrality range in Au+Au collisions at $\sqrt{s_{NN}} = 200$ GeV. The contribution of two different sources can be observed: a flow plateau, $v_2(\eta_1) \times v_2(\eta_2)$, which is separable in η_1 and η_2 and a non-flow ridge along the diagonal $\eta_1 = \eta_2$.

At large pseudo-rapidity separations, i.e. $\Delta\eta \equiv |\eta_1 - \eta_2| > 2$, we expect the non-flow component $\delta(\eta_1, \eta_2)$ to be small and estimate it by a comparison of the Fourier expansion of

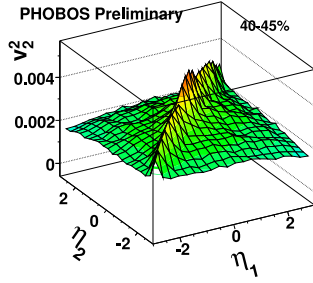


Figure 1: Second Fourier coefficient of the correlation function $R_n(\Delta\phi, \eta_1, \eta_2)$ as a function of η_1 and η_2 for the 40-45% central Au+Au collisions at $\sqrt{s_{NN}} = 200$ GeV.

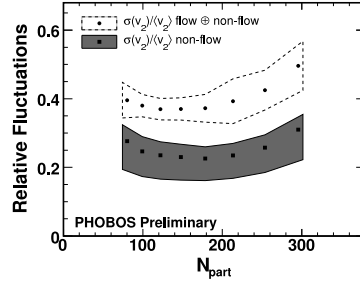


Figure 2: Circles: Total measured fluctuations including flow fluctuations and effects of non-flow correlations [6]. Squares: Expected measured fluctuations for the observed non-flow correlation signal.

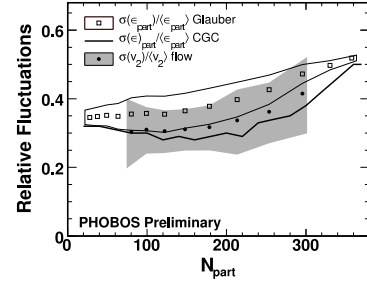


Figure 3: Circles: Results corrected for effects of non-flow correlations. Thick black line and squares show $\sigma(\epsilon_{part})/\langle\epsilon_{part}\rangle$ calculated in CGC [9] and Glauber MC [6] models, respectively.

the $\Delta\phi$ correlations between data and HIJING. From these studies we estimate roughly that the non-flow in data in this region is in the range 0 to 3.2 times the non-flow magnitude in HIJING. The uncertainty in the estimation of $\delta(\eta_1, \eta_2)$ for $\Delta\eta > 2$ is the dominant source of error in the final magnitude of non-flow correlations. Further studies are planned to improve the understanding of the non-flow magnitude in this region.

Performing a separable fit of $v_2(\eta_1) \times v_2(\eta_2)$ to $v_2^2(\eta_1, \eta_2) - \delta(\eta_1, \eta_2)$ in the region $\Delta\eta > 2$, where $v_2^2(\eta_1, \eta_2)$ is measured in data and $\delta(\eta_1, \eta_2)$ is taken as 1.6 ± 1.6 times the magnitude in HIJING, we can measure $v_2(\eta)$. The fit in the selected $\Delta\eta$ region can be used to extract the correlation magnitude due to flow, $v_2(\eta_1) \times v_2(\eta_2)$, in the whole pseudorapidity acceptance $|\eta_1| < 3$ and $|\eta_2| < 3$. Subtracting the correlations due to flow from $v_2^2(\eta_1, \eta_2)$ we can calculate $\delta(\eta_1, \eta_2)$ in all regions of η_1 and η_2 .

3. Elliptic flow fluctuations corrected for non-flow correlations

If there are no true flow fluctuations, the measurement of event-by-event v_2 fluctuations will yield an RMS width of $\sigma(v_2)_{\text{non-flow}} = \sqrt{\langle\delta\rangle/2}$, where $\langle\delta\rangle$ is the average $\cos(2\Delta\phi)$ due to non-flow correlations over all particle pairs [8]. Since the second Fourier coefficient of $R_n(\Delta\phi, \eta_1, \eta_2)$ is equal to $2\langle\cos(2\Delta\phi)\rangle$, the v_2^2 defined above equals $\langle\cos(2\Delta\phi)\rangle$. Therefore we can calculate $\langle\delta\rangle$ by averaging $\delta(\eta_1, \eta_2)$, the non-flow component of v_2^2 for particles in the two windows centered at η_1 and η_2 . Averaging over all particle pairs gives:

$$\langle\delta\rangle = \frac{\int \delta(\eta_1, \eta_2) \frac{dN}{d\eta_1} \frac{dN}{d\eta_2} d\eta_1 d\eta_2}{\int \frac{dN}{d\eta_1} \frac{dN}{d\eta_2} d\eta_1 d\eta_2} \quad (3)$$

The expected relative fluctuations due to non-flow, $\sigma(v_2)_{\text{non-flow}}/\langle v_2 \rangle$ is shown in comparison to the the total measured relative v_2 fluctuations in Fig. 2.

When we study the response of the v_2 fluctuations analysis on event samples with flow fluctuations and non-flow correlations, we find the following empirical dependence:

$$\sigma(v_2)_{\text{total}} = \sigma(v_2)_{\text{flow}} + \sigma(v_2)_{\text{non-flow}} \times \exp\left(-\frac{\sigma(v_2)_{\text{flow}}}{\sigma(v_2)_{\text{non-flow}}}\right), \quad (4)$$

where $\sigma(v_2)_{\text{total}}$ refers to the measured v_2 fluctuations and $\sigma(v_2)_{\text{flow}}$ refers to the true flow fluctuations. Subtracting the expected fluctuations due to non-flow correlations, $\sqrt{\langle\delta\rangle/2}$, from the measured total v_2 fluctuations via Eq. 4, we extract the corrected elliptic flow fluctuations, shown in Fig. 3.

Also shown in Fig. 3 are $\sigma_{\epsilon_{\text{part}}}/\langle\epsilon_{\text{part}}\rangle$ at fixed values of N_{part} obtained in MC Glauber [6] and color glass condensate (CGC) [9] calculations. The 90% confidence level systematic errors for MC Glauber calculations (shown as a band in Fig. 3) are estimated by varying Glauber parameters as discussed in Ref. [3]. The relative flow fluctuations are in agreement with participant eccentricity predictions calculated both with MC Glauber and CGC type initial conditions over the full centrality range under study. The observed agreement suggests that the fluctuations of elliptic flow primarily reflect fluctuations in the initial state geometry and are not affected strongly by the latter stages of the collision.

These results are therefore qualitatively consistent with a picture of the collision process in which the shape of the initial stage geometry follows the predictions of the participant eccentricity model and where the initial geometry is translated into the final state azimuthal particle distribution in a hydrodynamic expansion, leading to an event-by-event proportionality between the observed elliptic flow and the initial eccentricity. The results, however, do not allow us to distinguish between Glauber and color glass condensate type initial conditions.

4. Conclusion

In summary, we have presented the first measurement of elliptic flow fluctuations corrected for non-flow effects extracted independently from data in Au+Au collisions at $\sqrt{s_{NN}} = 200$ GeV. A significant non-flow correlation strength is observed. However, even after correcting for these correlations, the elliptic flow fluctuation signal is seen to be large with a relative magnitude of 25-50%. We show that the magnitude and centrality dependence of these fluctuations are in agreement with predictions for fluctuations of the initial shape of the collision region quantified by the participant eccentricity calculated with either Glauber or color glass condensate type initial conditions. These results support conclusions from previous studies on the importance of geometric fluctuations of the initial collision region postulated to relate elliptic flow measurements in the Cu+Cu and Au+Au systems [3]. The initial geometry seems to drive the hydrodynamic evolution of the system, not only on average, but event-by-event.

This work was partially supported by U.S. DOE grants DE-AC02-98CH10886, DE-FG02-93ER40802, DE-FG02-94ER40818, DE-FG02-94ER40865, DE-FG02-99ER41099, and DE-AC02-06CH11357, by U.S. NSF grants 9603486, 0072204, and 0245011, by Polish MNiSW grant N N202 282234 (2008-2010), by NSC of Taiwan Contract NSC 89-2112-M-008-024, and by Hungarian OTKA grant (F 049823).

- [1] Ackermann K H *et al.* [STAR] 2001 *Phys. Rev. Lett.* **86** 402
- [2] Back B B *et al.* [PHOBOS] 2002 *Phys. Rev. Lett.* **89** 222301
- [3] Alver B *et al.* [PHOBOS] 2007 *Phys. Rev. Lett.* **98** 242302
- [4] Alver B *et al.* [PHOBOS] 2008 *Phys. Rev. C* **77** 014906
- [5] Teaney D 2003 *Phys. Rev. C* **68** 034913
- [6] Alver B *et al.* [PHOBOS] 2007 nucl-ex/0702036v1 submitted to *Phys. Rev. Lett.*
- [7] Alver B *et al.* [PHOBOS] 2007 *Phys. Rev. C* **75** 054913
- [8] Voloshin S A, Poskanzer A M, Tang A and Wang G, 2008 *Phys. Lett. B* **659** 537-541
- [9] Drescher H J and Nara J, 2007 *Phys. Rev. C* **76** 041903