

Num eric Experim ents in Relativistic Therm odynam ics: A M oving System A ppears C ooler

Constantin Rasinariu
Department of Science and Mathematics
Columbia College Chicago, Chicago, USA
(Dated: April 23, 2008)

In this paper we simulate a two dimensional relativistic ideal gas by implementing a relativistic elastic binary collision algorithm. We show that the relativistic gas faithfully obeys Juttner's speed distribution function. Furthermore, using this numeric simulation, we analyze the relativistic energy equipartition theorem, and conclude that a moving system appears cooler.

PACS numbers: 05.70.-a, 02.70.Ns, 03.30.+p

There is a long standing controversy on the rendering of the fundamental thermodynamic concepts in the special-relativistic form.

In 1907 M osengeil, Planck, and Einstein [1, 2, 3], independently showed that if a thermodynamic system with temperature T is at rest in the inertial frame K , then its temperature T^0 measured by an inertial frame K^0 moving with speed u relative to K , is $T^0 = T \sqrt{1 - u^2/c^2}$ (in $c = 1$ system of units). Therefore, a moving system appears cooler. However, a completely opposite result, $T^0 = T / \sqrt{1 - u^2/c^2}$, was proposed later by B lanusa [5], Einstein (in a little known letter to von Laue) [9], Ott [6], Arzelies [7] and many others. Then, Einstein [9] (in another letter to von Laue), Landsberg [10], and others, pondered whether the temperature should be a relativistic invariant. Few years later, Balescu [14] explored whether all relativistic transformations are in fact equivalent via some sort of "gauge" transformation. This list is manifestly incomplete. The truth is that the relativistic thermodynamics, in its special-relativistic formulation, has a long and intriguing history. A detailed discussion about this curious episode of modern physics is beyond the scope of this paper. The interested readers should consult for example [7, 9, 13, 17] and the references therein.

It was often argued that because of the high temperatures and the relativistic speeds involved, there are no experiments that could settle the controversy on the relativistic thermodynamics. In the era of cheap computer simulations, this argument is no longer valid. Using a numeric model of a two dimensional relativistic ideal gas we show that a) the relativistic gas faithfully obeys Juttner's speed distribution [8] formula, and b) defining the temperature via the relativistic equipartition theorem, we show that the numeric simulations strongly favor the M osengeil, Planck, and Einstein relativistic formula. Thus, moving objects appear cooler.

Computer Simulations. We consider a two-dimensional ideal relativistic gas whose particles experience elastic collisions. The gas is enclosed inside a rectangular container, with perfectly reflecting walls, which conserve the energy-momentum of the colliding

particles. Throughout this paper we will use a system of units where the speed of light, the mass of the particles, and the Boltzmann's constant are all taken equal to one $c = 1; m = 1; k_B = 1$.

System at Rest. The thermodynamic system is at rest in the lab when the container is at rest, and the average velocity of its particles is zero $\langle \mathbf{v} \rangle = 0$. If the gas is in thermal equilibrium at temperature $T = 1$, its speed distribution is given by Juttner's formula [8, 16]

$$f(\mathbf{v}) = \frac{1}{Z} \exp(-\gamma) \quad (1)$$

where $\gamma = (1 - v^2)^{-1/2}$ is the Lorentz factor, and $Z = \int d^3v \exp(-\gamma) = 4\pi \int_0^1 dv \gamma^3 \sqrt{1 - v^2}$ is a normalization constant, chosen such that $\int d^3v f(\mathbf{v}) = 1$. Then, the average energy is given by $\langle E \rangle = \int d^3v \gamma f(\mathbf{v}) = 3/2$. We will use this information to find the reciprocal of the temperature of the system at rest, from measuring its average energy. We get

$$\frac{1}{T} = \frac{1}{\langle E \rangle} = \frac{1}{3/2} = 2/3 \quad (2)$$

Numeric results. For the experimental setup we considered 100,000 identical particles, which initially were randomly distributed inside a rectangular box, and given the same speed in arbitrary directions. During one time step the algorithm checks for possible collisions with a) the wall of the container (the box has the edges parallel with x and y axes), and b) with another particle. If none occurs, the particle advances one time step with the same velocity.

a) If the particle hits the left or right wall, it reflects around the x -axis. If it hits the top or the bottom wall, the particle reflects around the y -axis.
b) If the particle collides with another particle, then one uses the conservation of the energy-momentum to find the final state. Solving the relativistic elastic collision between two particles is non-trivial. The computational algorithm is summarized in the appendix. The algorithm "locks" the two particles when colliding, thus ignoring the possibility of a third particle to participate in collision. This simplifies the simulation and does

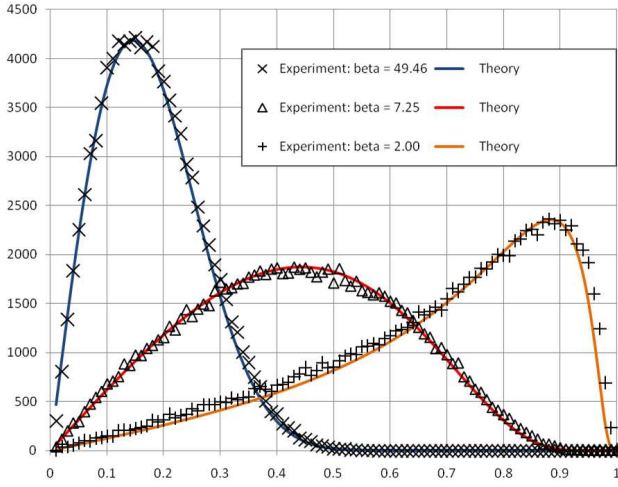


FIG. 1: Jüttner's speed distribution curves vs. the experimental speed distribution for a relativistic 2-d gas at reciprocal temperatures $\beta = 49.46$, $\beta = 7.25$, and $\beta = 2.00$ respectively. The area under each distribution curve is equal to the total number of particles, $N = 100,000$.

not introduce errors greater than a one percent. We monitored the average energy per particle, and considered that the system reached thermal equilibrium when the average energy per particle fluctuated by less than 0.001%. From the onset of the experiment, the equilibrium was usually achieved after 40,000 time steps. After the system reached thermal equilibrium, we "measured" its temperature by means of eq.(2). By plugging the measured value back into eq.(1) we were able to compare the theoretical curves with the histograms of the speed distribution obtained from computer modeling. In figure (1) we illustrate the experimental versus the theoretical results for the 2-d relativistic gas. The figure collects data from three different experiments: low temperature (with the corresponding reciprocal temperature $\beta = c^2/k_B T = 49.46$), intermediate temperature ($\beta = 7.25$), and respectively high temperature (with the corresponding reciprocal temperature $\beta = 2.00$). The agreement with Jüttner's distribution is remarkable in all three cases. Thus, we confirmed and generalized the one-dimensional simulation results reported in reference [18].

The relativistic energy equipartition. Using the Jüttner distribution function (1) we can prove that for the system at rest, we obtain [17]

$$1/T = \langle p_x v_x \rangle = \langle p_y v_y \rangle : \quad (3)$$

We checked experimentally the validity of formula (3) for all three reciprocal temperatures $\beta = 49.46$; 7.25 and 2.00. The results are summarized in table 1, where we have denoted $\langle p_x v_x \rangle = \langle p_x v_x \rangle$ and $\langle p_y v_y \rangle = \langle p_y v_y \rangle$. Note that the numeric simulations show a good agreement with the theory.

	x	y
2.0000	2.0120	2.0147
7.2476	7.27541	7.2487
49.4561	49.6334	49.3251

TABLE I: Energy equipartition for the relativistic gas

The relativistic transformation of temperature. The system is in translation with the speed u with respect to the lab if the average velocity of all its particles measured by a stationary observer in the lab is $\langle v \rangle = u$. Without loss of generality we will consider the system moving along the x-axis. Extending the equipartition theorem to the moving system K^0 , we obtain [17]

$$1/T^0 = \langle p_x^0 (v_x^0 - u) \rangle = \langle p_y^0 v_y^0 \rangle : \quad (4)$$

Equation (4) is a good tool to decide which relativistic transformation temperature formula is consistent with this experiment. Planck's formalism gives $\frac{T^0}{T} = \gamma$, while Ott's formalism gives $\frac{T^0}{T} = \gamma^{-1}$, where $\gamma = (1 - u^2)^{-1/2}$ is the usual Lorentz factor.

Choosing the same rest reciprocal temperatures as before ($\beta = 49.46$; 7.25 and 2.00), we tested eq. (4) for the boost speeds $u = 0.2$; 0.4; 0.6, and respectively 0.8. The results are presented in figures (2) and (3). The robustness of the numeric algorithm was checked by repeating the experiments with different form factors for the rectangular box.

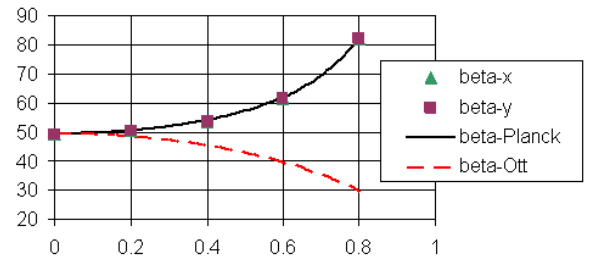


FIG. 2: The relativistic transformation of temperature for a relative low rest reciprocal temperature $\beta = 49.46$. Note that for the boost speeds $u = 0.2$; 0.4; 0.6, and 0.8 the agreement between $\langle p_x^0 v_x^0 \rangle$ and $\langle p_y^0 v_y^0 \rangle$ is remarkable. In contrast, $\frac{T^0}{T}$ is clearly diverging from the experimental trend.

Summary. In this paper we solved the non-trivial problem of relativistic two-dimensional molecular dynamics. We showed that a relativistic ideal gas faithfully satisfies Jüttner's speed distribution function. Using as guidance the relativistic equipartition theorem, we showed experimentally that the numeric simulations strongly favor the Møsegaard, Planck, and Einstein relativistic formula. Thus, moving objects appear cooler.

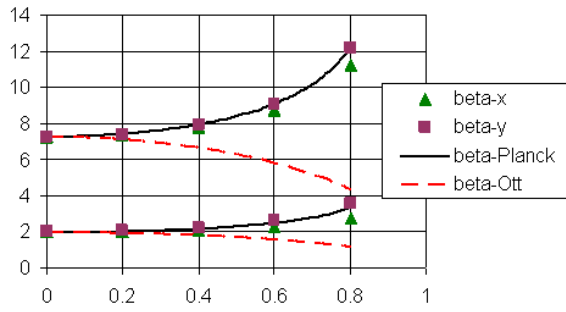
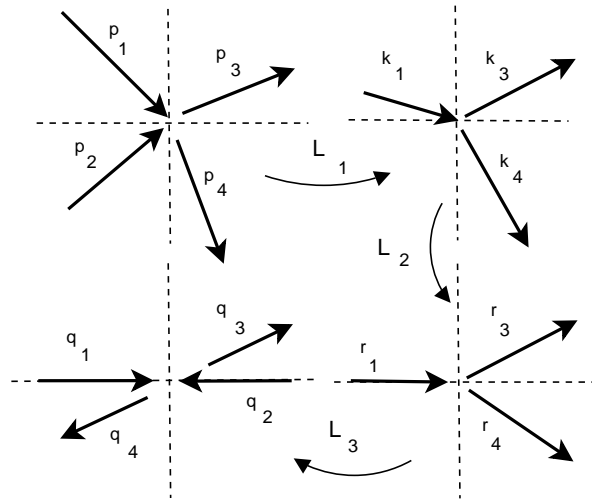


FIG. 3: The relativistic transformation of the temperature for relative medium ($\gamma = 7.25$) and high ($\gamma = 2.00$) rest reciprocal temperatures, for the boost speeds $u = 0.2; 0.4; 0.6$, and 0.8 . We observe that with the increase of the temperature, T_x^0 shifts slightly below the values of T_y^0 . However, the two values are close together and very close with T_{Planck}^0 , while T_{Ott}^0 is again diverging from the experimental trend.

APPENDIX : NUMERIC IMPLEMENTATION OF THE 2-D ELASTIC RELATIVISTIC COLLISION

We use indices 1 and 3 for the the "in" and "out" states of the first particle, and 2 and 4 for the "in" and "out" states of the second particle. Thus, given the initial velocities v_1 and v_2 of the incident particles we want to determine the velocities v_3 and v_4 of the outgoing particles. The algorithm consists of six steps which are illustrated in the figure below. First, we boost into the rest frame of



particle 2 using the Lorentz transformation L_1 . Second, we rotate the frame via L_2 to align the momentum of particle 1 along the x-axis. In the third step, we boost into the center of mass frame via L_3 . We solve the collision in this frame, and then get back to the original frame via a chain of inverse Lorentz transformations, by applying first L_3^{-1} , then L_2^{-1} , and finally L_1^{-1} .

The complete (100,000 particles) simulation was implemented in NetLogo [19]. Below we present a working

MAPLE algorithm used in the initial stage to test the numerical robustness of the 2-d relativistic elastic collision algorithm. The calculations are implemented as following. In the original frame of reference (where the box is at rest), the initial energy-momenta of the two colliding particles are $p_1 = (p_{10}; p_{1x}; p_{1y})$ and $p_2 = (p_{20}; p_{2x}; p_{2y})$. We denote by p_{10} the energy of particle 1, and by p_{1x} and p_{1y} the x- and y-components of its momentum. We used similar notations for particle 2. Knowing the "in" velocities v_1 for particle 1 and v_2 for particle 2, the algorithm calculates the "output" velocities v_3 and respectively v_4 .

```
# MAPLE program
# Input the values of the incident speeds "v1"
# and "v2" their polar angles "alpha1" and
# "alpha2" and the interaction angle "th".
# The algorithm calculates the speeds "v3" and
# "v4", and the angles "alpha3" and "alpha4"
# of the emerging particles.
# -- initialization --
v1 := # any number in the (0,1) interval
alpha1 := # any number from 0 to 360
v2 := # any number in the (0,1) interval
alpha2 := # any number from 0 to 360
th := # any number from 0 to 360
# -- main part --
theta := evalf(th*Pi/180):
a1 := evalf(alpha1*Pi/180):
a2 := evalf(alpha2*Pi/180):
# the momenta of incoming particles
p10 := 1/sqrt(1-v1^2):
p1x := v1*cos(a1)/sqrt(1-v1^2):
p1y := v1*sin(a1)/sqrt(1-v1^2):
p20 := 1/sqrt(1-v2^2):
p2x := v2*cos(a2)/sqrt(1-v2^2):
p2y := v2*sin(a2)/sqrt(1-v2^2):
# boost into the rest frame of "2"
L11 := 1/sqrt(1-v2^2):
L12 := -v2*cos(a2)/sqrt(1-v2^2):
L13 := -v2*sin(a2)/sqrt(1-v2^2):
L22 := 1+(1/sqrt(1-v2^2)-1)*cos(a2)^2:
L23 := (1/sqrt(1-v2^2)-1)*sin(a2)*cos(a2):
L33 := 1+(1/sqrt(1-v2^2)-1)*sin(a2)^2:
k10 := L11*p10+L12*p1x+L13*p1y:
k1x := L12*p10+L22*p1x+L23*p1y:
k1y := L13*p10+L23*p1x+L33*p1y:
# rotate the frame to align "1" along x
r10 := k10:
r1x := sqrt(k1x^2+k1y^2):
# boost into COM
q10 := sqrt((r10+1)*1/2):
q1x := sqrt((r10-1)*1/2):
q20 := q10:
# solve for collision
q2x := -q1x:
```

```

q3x := cos(theta)*q1x:
q3y := sin(theta)*q1x:
q4x := -q3x:
q4y := -q3y:
# boost back into the rest frame of "2"
v := r1x/(r10+1):
g := 1/sqrt(1-v^2):
q30 := q10:
q40 := q20:
r3x := g*(q3x+v*q30):
r3y := q3y:
r30 := g*(q30+v*q3x):
# rotate back
k30 := r30:
k3x := -(-r3x*k1x+k1y*r3y)/r1x:
k3y := (k1y*r3x+r3y*k1x)/r1x:
# boost back into the lab frame
p30 := L11*k30-L12*k3x-L13*k3y:
p3x := -L12*k30+L22*k3x+L23*k3y:
p3y := -L13*k30+L23*k3x+L33*k3y:
# from energy-momentum conservation
p40 := p10+p20-p30:
p4x := p1x+p2x-p3x:
p4y := p1y+p2y-p3y:
# go back to polar coordinates
angle := proc (x, y)
  if x < 0 and y < 0
    or x < 0 and 0 < y then Pi+arctan(y/x):
  else arctan(y/x):
  end if
end proc:
# -- output --
v3 := sqrt(1-1/p30^2); # out speed for "1"
a3 := angle(p3x, p3y):
alpha3 := evalf(180*a3/Pi); # out angle for "1"
v4 := sqrt(1-1/p40^2); # out speed for "2"

```

```

a4 := angle(p4x, p4y):
alpha4 := evalf(180*a4/Pi); # out angle for "2"

```

-
- [1] K. von Mosengeil, Ann. Physik, Vol. 327, Issue 5, 867 (1907).
 - [2] M. Planck, Sitzber. Preuss. Akad. Wiss. Berlin 542 (1907).
 - [3] A. Einstein, Jahrb. Rad. E. 4, 411 (1907).
 - [4] M. Planck, Ann. der Physik, Vol. 331, Issue 6, 1 (1908).
 - [5] D. Blausa, Glasnik MatDFiz. i Astr., Ser. II 2, 249 (1947).
 - [6] H. Ott, Zeit. für Physik 175 70 (1963).
 - [7] H. Arzelies, Thermodynamique Relativiste et Quantique, Gauthier-Villars Eds., Paris (1969).
 - [8] F. Jüttner, Ann. der Physik, Vol. 339, Issue 5, 856 (1911).
 - [9] C. Liu, Einstein and Relativistic Thermodynamics, Brit. J. Hist. Sci. 25 185 (1992).
 - [10] P.T. Landsberg, Proc. Phys. Soc. 89 1007 (1966).
 - [11] P.T. Landsberg, Eur. J. Phys. 2 203 (1981).
 - [12] P.T. Landsberg and G.E.A. Matsas, Phys. Lett A 223 401 (1996).
 - [13] P.T. Landsberg and G.E.A. Matsas, Physica A 340 92 (2004).
 - [14] R. Balescu, Physica 40 309 (1968).
 - [15] N.G. van Kampen, Physica 43 244 (1969).
 - [16] J.L. Synge, The Relativistic Gas, Interscience Publishers, Inc., New York, (1957).
 - [17] A. Guessous, Thermodynamique Relativiste, Gauthier-Villars Eds., Paris (1970).
 - [18] D. Cubero, J. Casado-Pascual, J. Dunkel, P. Talkner, and Peter Hanggi, Pys. Rev. Lett. 99, 170601 (2007).
 - [19] U.W. Ilensky, NetLogo, <http://ccl.northwestern.edu/netlogo>, Center for Connected Learning and Computer-Based Modeling, Northwestern University, Evanston, IL (1999).