

Decay of an inhomogeneous state via resonant tunnelling

Paul M. Saffin, Antonio Padilla and Edmund J. Copeland

*School of Physics and Astronomy, University Park, University of Nottingham,
Nottingham NG7 2RD, UK*

ABSTRACT: We recently investigated the nature of resonant tunnelling in standard scalar Quantum Field Theory, uncovering the conditions required for resonance. It was shown that whereas the homogeneous false vacuum may decay via bubble nucleation, it may not decay in a resonant fashion. The no-go theorem given there is circumvented in this study by considering an initial state other than the homogeneous false vacuum, and we confirm our mechanism by showing in an explicit model how resonant tunnelling occurs. Using this model we demonstrate how the tunnelling rate depends on the energy of specially constructed initial states, with these states corresponding to contracting spherical bubbles of some vacuum that evolve to a minimum radius and then tunnel to another vacuum, instead of the classical motion where the bubble would just start to expand.

KEYWORDS: *tunnelling, quantum field theory, landscape.*

Contents

1. Introduction	1
2. Review of resonant tunnelling in quantum mechanics.	3
3. Finding a model	7
4. The transmission rate	10
5. Thin wall limit	12
6. Conclusions	15

1. Introduction

A now standard calculation in quantum mechanics is the tunnelling rate for a particle travelling towards a potential barrier, resulting in an exponentially suppressed transmission rate if the energy of the particle is lower than the height of the barrier [1]. One of the remarkable features of quantum mechanics as a wave theory is that by adding another barrier one may actually *increase* the transmission rate for certain values of the particle's energy [2]. This is in analogy with the Fabry-Perot interferometer, where two partially-silvered mirrors have a higher transmission rate, for light of specific wavelengths, than a single partially-silvered mirror [3]. The reason for this increased tunnelling rate, known as resonant tunnelling, can be traced to the existence of a bound state living between the two barriers, and the tunnelling rate increases for those particles whose energies match the energy, or energies, of these bound states. The possibility of increased tunnelling rates in field theory, and indeed string theory, may be relevant in the string landscape, as noted by Tye [4], who suggested these may lead to an efficient way of navigating the string landscape of vacua.

Resonant tunnelling in quantum mechanics also relies on the existence of an intermediate bound state which is used as a springboard for the tunnelling amplitude. In [5], we identified five properties that the analogous state in standard scalar quantum field theory must satisfy, and proved that no such state could exist. The implication

is that the homogeneous false vacuum *cannot* decay via resonant tunnelling in such a theory. Whilst this no-go theorem cast some serious doubts on the relevance of resonant tunnelling to the string landscape, one could also use it as a guidebook, helping us to look in the right places for resonant tunnelling in quantum field theory.

To illustrate this point in a little more detail, recall the five well motivated conditions that the intermediate bound state was required to satisfy: (i) it should be a solution to the classical field equations, (ii) it should have zero energy relative to the homogeneous false vacuum, (iii) it should asymptote to the false vacuum, (iv) it should be stationary everywhere on two separate occasions and (v) it should satisfy a certain WKB quantization condition. In our discussion in [5], we speculated that resonant tunnelling might be possible in other quantum field theories, or if one could justifiably relax one of these five conditions.

In this paper, we do the latter, noting that the five conditions are only relevant to the decay of a *homogeneous* region false vacuum. Of course, this is the standard approach to studying false vacuum decay [6], even though our Universe is never really in a homogeneous vacuum state. We therefore consider the possibility that our initial state is *inhomogeneous*, but still asymptotically false vacuum. Now we can no longer justify imposing the “zero energy” condition, (ii), on the bound state in its current form. It should be replaced with the following statement of energy conservation: the intermediate bound state should have the same energy as the initial inhomogeneous state. We still define energy relative to the homogeneous false vacuum, but we now see that the bound state energy may be non-zero. This means our no-go theorem no longer applies and one might hope to find resonance.

We will explicitly demonstrate resonant tunnelling from an inhomogeneous initial state. It turns out that the initial state must have certain properties in order to make it susceptible to resonant decay. In the example we will give, the initial state will correspond to a contracting bubble, with some minimum radius. At the stationary point, this state decays via resonant tunnelling to an expanding bubble of different vacuum. The mechanism for enhancing the tunnelling amplitude is precisely that outlined in [5], with oscillons playing the role of the bound state.

The rest of this paper is organised as follows: we begin by giving a brief introduction to resonant tunnelling in quantum mechanics, outlining the important concepts that will be needed for the field theory generalisation. We shall then describe how the phenomenon is expected to appear in field theory, before presenting a particular model which allows for a direct calculation. In section 5, the results are extended to more general cases, at least in the thin wall approximation, and we argue that resonant decay is by no means restricted to the specific example given in section 3. Finally, we discuss our results in section 6, and speculate as to how they may impact on the string

landscape.

2. Review of resonant tunnelling in quantum mechanics.

The simplest way to view resonant tunnelling is with the semi-classical approximation in the path integral formalism[7]. To set the scene, we consider the motion of a quantum particle as it approaches a set of barriers given by Fig. 1, such that the energy of the particle, E , is lower than the height of either barrier. In the semi-classical approximation the paths which dominate the path integral are those which obey the classical equation of motion in regions where $V < E$, and those which obey a Wick-rotated version of the equation if $E < V$. In [8] the under-barrier regions ($E < V$) were termed most probable escape paths (MPEPs), and for the full trajectory to make sense the classical paths and MPEPs must be joined at turning points, i.e. the particle must be stationary there so that we avoid imaginary momentum in the classical regions.

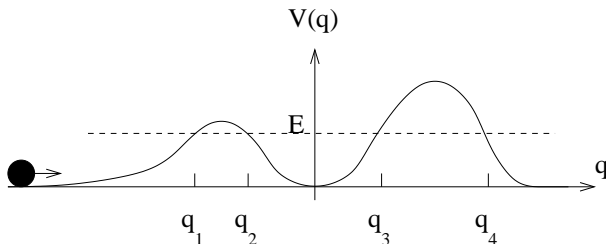


Figure 1: A quantum mechanics potential for resonant transmission.

Now that we know how to solve for the motion along a path we can construct a set of paths which dominate the path integral, one such set is given in Fig. 2 where we show the five different regions that are relevant for the particle's motion: regions I, III, V are the classically allowed regions of the potential in Fig. 1, in those the particle obeys the classical equations of motion; regions II and IV are classically forbidden, and in those places the particle follows a MPEP.

Although there are other paths which contribute to the path integral, the ones in Fig. 2 are enough to demonstrate the phenomenon of resonant tunnelling. If the phase of these paths interfere constructively upon leaving the system of barriers then the transmission amplitude becomes enhanced, and this can be understood to be the condition that $2|q_2 - q_3|$ corresponds to an integer number of de Broglie wavelengths. Within the WKB approximation this requires

$$W = \int_{q_2}^{q_3} pdq = (n + \frac{1}{2})\pi, \quad n \in \mathbb{Z}, \quad (2.1)$$

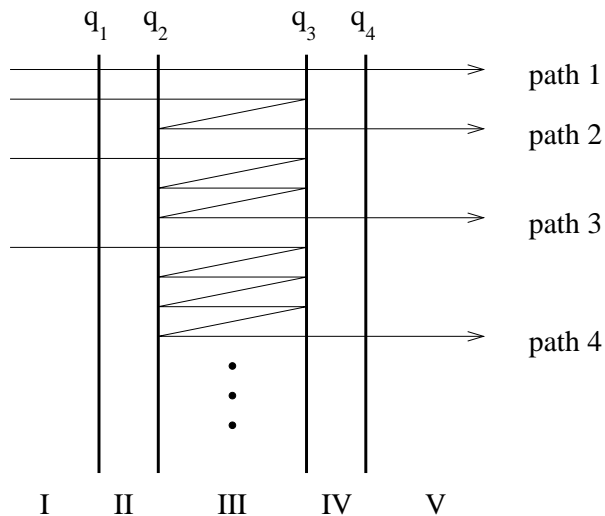


Figure 2: Some paths which contribute significantly to the path integral for the potential in Fig. 1.

where p is the momentum. This condition is equivalent to saying that there exists a bound state in region III, and corresponds to paths which oscillate back and forth in this region [7].

Having understood the mechanism in quantum mechanics we need to apply this to field theory. This is achieved by extending the N-dimensional quantum mechanics calculation [8] to field theory [5, 6, 9, 10], and has the effect that in the classically allowed regions the field obeys the classical equations, whereas in the classically forbidden regions the field equations acquire a Wick-rotation to Euclidean time. As explained in [5], we believe the field theory equivalent of the bound state is an oscillon, a localized field theory configuration which exhibits periodic motion [11]. We are now in a position to understand the field theory version of resonant tunnelling. To do this we consider a scalar theory with potential given by Fig. 3, describing a theory with two local vacua (A and B) and one global vacuum (C); note that the vacua A and C can be degenerate without affecting the argument.

In [5], we considered tunnelling from a homogeneous region of one or other of the false vacua, A or B , to the true vacuum, C . We now relax this assumption and consider the possibility that the initial state is a mixture of both false vacua. Physically we expect the field to asymptote towards the higher false vacuum, B , so that the initial state may be thought of as excited above the corresponding homogeneous solution.

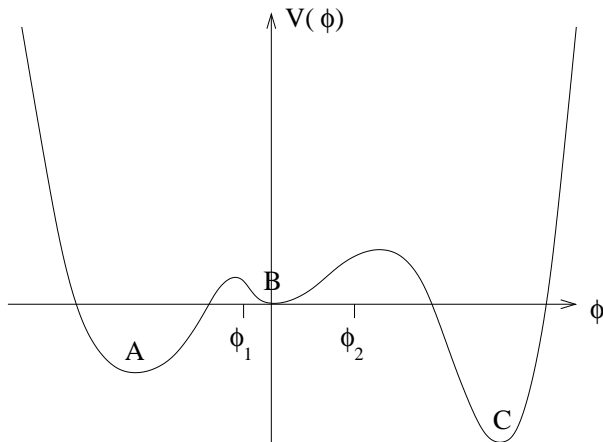


Figure 3: A potential with two false vacua, $\phi = \phi_A$, ϕ_B , and one true vacuum, $\phi = \phi_C$.

Now suppose that there exists an oscillon solution¹ whose peak amplitude over an oscillation varies between ϕ_1 and ϕ_2 . As vacuum A has lower potential than B , then a bubble of A vacuum surrounded by B vacuum will expand, if it is of sufficient size. Similarly, a bubble of C vacuum will also expand if sufficiently large. This gives us all the ingredients we need to construct the field theory versions of the paths in Fig. 2, so here we present a comparison between the particle and field theory cases.

- Region I: In the mechanics case we set up the initial conditions of a particle moving toward the barriers. In field theory we construct a bubble of A vacuum and force it to contract.
- Region II: When the particle reaches the turning point we switch to Euclidean time and construct the MPEP from q_1 to q_2 . When the contracting bubble reaches its minimum size we switch to Euclidean time and evolve the profile from this stationary state to the stationary oscillon state with amplitude ϕ_1 .
- Region III: At turning point q_2 we return to normal time and allow the particle to oscillate back and forth between q_2 and q_3 . The particle can oscillate any number of times, with each possibility giving a contribution to the path integral as in Fig. 2. For the field theory, we go back to a Lorentzian signature and allow the oscillon to evolve. Again, it may perform any number of oscillations, with each case contributing to the path integral.

¹Oscillon profiles are typically rather close to a Gaussian shape.

- Region IV: After the particle has oscillated in region III we revert to Euclidean time and evolve it between q_3 and q_4 . For the field theory we resume a Euclidean signature and evolve from the oscillon profile with amplitude ϕ_2 to a bubble of C vacuum surrounded by B vacuum.
- Region V: The final part of the motion sees the equations return to normal time, and the particle rolls from q_4 to $+\infty$. While for the field, we again switch back to Lorentzian signature and watch the bubble of C vacuum expand and consume the surrounding B vacuum.

There are a number of difficulties in achieving this within an actual model, not least of which is the rather special initial state of a contracting spherical bubble which would prefer to expand. There is then the task of finding a field theory with periodic oscillon solutions. Although oscillons have been found to be long-lived compared to natural timescales [11] they are typically not strictly periodic. One can construct periodic solutions using a Fourier expansion [12, 13] but these tend to contain incoming radiation from infinity in order to counter-balance the radiation being emitted. Once we have a model with a periodic oscillon we need to make sure that the Euclidean evolutions (regions II and IV) join the peak-amplitude-profiles onto the (momentarily) static bubbles of vacuum A and C - a far from trivial requirement.

After these conditions have been met we can then ask what will make tunnelling from the A bubble to the C bubble resonate. One finds that in d spatial dimensions, (2.1) gets generalized to [5, 10]

$$W = \int_{t_1}^{t_2} d^d x dt \dot{\phi}^2 = (n + \frac{1}{2})\pi, \quad n \in \mathbb{Z}, \quad (2.2)$$

where t_1 and t_2 are the times for the half-oscillation of the oscillon. To answer the question what is the probability of tunnelling from bubble A to bubble C ? we need to introduce the Euclidean actions for regions II and IV.

$$\sigma_{II} = \int_{II} d^d x d\tau (\phi_\tau)^2, \quad (2.3)$$

$$\sigma_{IV} = \int_{IV} d^d x d\tau (\phi_\tau)^2, \quad (2.4)$$

where $\phi_\tau = \frac{d\phi}{d\tau}$, and τ is the Euclidean time parameter in the equations of motion for the MPEP. The transition probability is then given by [2, 4, 5, 10]

$$T_{I \rightarrow V} = 4 \left\{ [\Theta_{II}\Theta_{IV} + 1/(\Theta_{II}\Theta_{IV})]^2 \cos^2 W + [\Theta_{II}/\Theta_{IV} + \Theta_{IV}/\Theta_{II}]^2 \sin^2 W \right\}^{-1} \quad (2.5)$$

where we define $\Theta_{II} = \exp(-\sigma_{II})$, $\Theta_{IV} = \exp(-\sigma_{IV})$. From this expression we see that $T_{I \rightarrow V}$ has peaks when (2.2) is satisfied.

3. Finding a model

The first thing we shall look for is a model which contains strictly periodic oscillons. In one spatial dimension there exists breather solutions of the sine-Gordon model which are the archetype of oscillons. Going to higher dimensions one finds that strictly periodic solutions are rather harder to find [12, 14], with solutions being long lived but typically only quasi-periodic owing to them radiating. However, there is a model which does have strictly periodic solutions in general spatial dimensions. This theory has already proved a useful testing ground for a number of non-perturbative phenomena such as the study non-linear waves, zero temperature tunnelling, finite temperature tunnelling, [15] and is given by the following Lagrangian,

$$\hat{\mathcal{L}} = -\frac{1}{2}\hat{\partial}_\mu\hat{\phi}\hat{\partial}^\mu\hat{\phi} - \frac{1}{2}m^2\hat{\phi}^2 \left[1 - \ln\left(\hat{\phi}^2/c^2\right)\right]. \quad (3.1)$$

This can be used to describe a system similar to Fig. 3 where the vacua A and C are very deep. We shall work with the dimensionless variables $\phi = \hat{\phi}/c$, $x^\mu = m\hat{x}^\mu$, such that the equation of motion in d spatial dimensions, for a radial profile is given by

$$\ddot{\phi} - \phi'' - \frac{d-1}{r}\phi' = \phi \ln \phi^2, \quad (3.2)$$

where $\dot{\phi} \equiv \frac{d\phi}{dt}$ and $\phi' \equiv \frac{d\phi}{dr}$. The remarkable property of this equation is that, despite being non-linear, it is separable with the normalizable solution given by

$$\phi(t, r) = T(t) \exp(-r^2/2) \quad (3.3)$$

where T satisfies the following o.d.e. in the classically allowed region

$$\ddot{T} = -\frac{d}{dT} \left[\frac{1}{2}(1+d)T^2 - \frac{1}{2}T^2 \ln T^2 \right] = -\frac{d}{dT} V_L(T), \quad (3.4)$$

and along the MPEPs the function T satisfies

$$\frac{d^2T}{d\tau^2} = -\frac{d}{dT} \left[-\frac{1}{2}(1+d)T^2 + \frac{1}{2}T^2 \ln T^2 \right] = -\frac{d}{dT} V_E(T). \quad (3.5)$$

The L and E subscripts refer to Lorentzian and Euclidean respectively. While these equations for T have not proved tractable analytically, they are simple to solve numerically and constitute a significant simplification of the field theory.

As the system has now been separated we can consider it in terms of the mechanics of a particle with position T , moving in a potential V_L for the classically allowed region, and V_E along a MPEP. The full evolution for both the classical solution and the tunnelling solution can be understood by considering Fig. 4. The particle starts

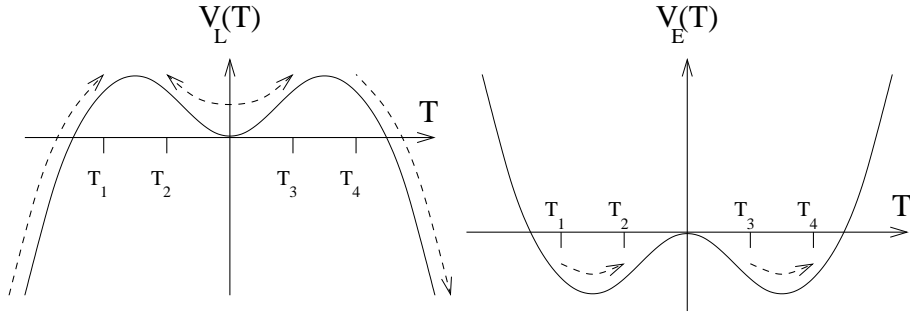


Figure 4: The potentials determining the evolution of T . The Lorentzian potential, V_L applies in the classically allowed regions, whereas the Euclidean potential, V_E , applies in the classically forbidden regions.

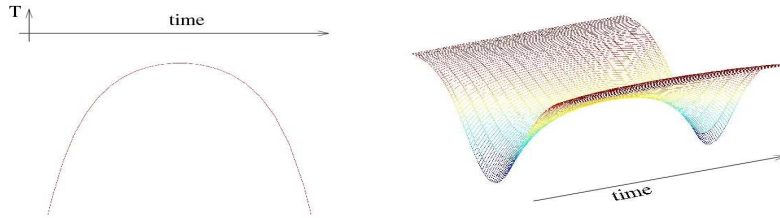



Figure 5: The classical evolution of an initially contracting bubble. The evolution parameter is, of course, real time, t . The lefthand column shows $T(t)$ whereas the righthand column shows $\phi(t, r)$. Classically, the bubble shrinks to its minimum size before expanding out again.

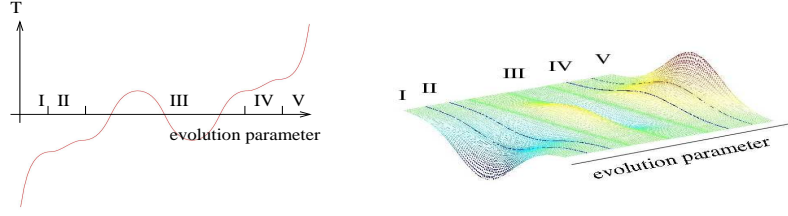
on the Lorentzian potential, V_L , at large negative T and evolves up to the point T_1 . Classically, it will turn around at this point and start to roll back down V_L . This gives rise to the classical trajectory shown in Fig. 5. In contrast, the tunnelling trajectories behave rather differently. At T_1 , the particle tunnels along a MPEP towards the next turning point at T_2 , under the influence of the Euclidean potential, V_E . At T_2 , the particle returns to the classically allowed region and the influence of the Lorentzian potential. At this stage it oscillates some number of times between T_2 and T_3 , before tunnelling again along another MPEP between T_3 and T_4 . Finally, classical evolution takes over at T_4 and T continues to roll down V_L .

These five different regions of evolution are the precise analogue of the regions used in quantum mechanics to calculate resonant tunnelling (see Fig. 2). Each of the particle paths in Fig. 2 get translated into the field theory evolutions of Fig. 6. For example, path 1 of Fig. 6 shows a solution of the field theory which starts with a

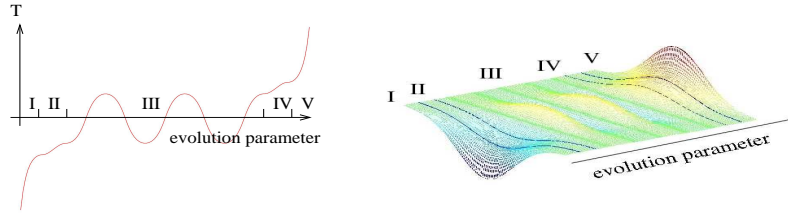
Path 1:



Path 2:



Path 3:



Path 4:

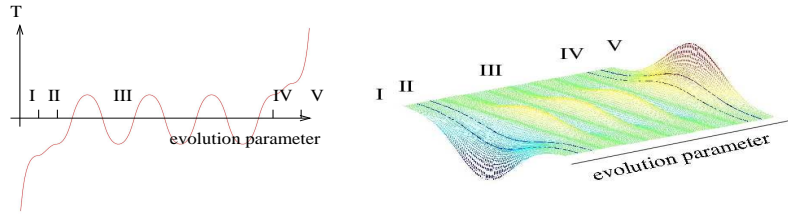


Figure 6: Some configurations, or “paths”, which contribute to the path integral for field theory resonant tunnelling. The lefthand column shows the evolution of $T(\lambda)$ along a particular path, whereas the righthand column shows the evolution of the entire field, $\phi = T(\lambda)e^{-r^2/2}$. The evolution parameter, λ , is given by real time, t in the classically allowed regions, I, III and V, and by Euclidean time, τ in the classical forbidden regions, II and IV. The “paths” are labelled 1 to 4 in reference to their quantum mechanical counterparts (see Fig. 2).

contracting Gaussian bubble, evolving in Lorentzian time (region I), which reaches a minimum size whereupon we switch to Euclidean time and evolve the field in region II

to the next turning point. From there we return to Lorentzian time (region III) and perform half an oscillation of the oscillon and match to region IV for the next stage of Euclidean evolution that finally joins to region V for the Lorentian evolution of an expanding bubble. So evolution 1 of Fig. 6 is the field theory version of path 1 in Fig. 2. Similarly, evolutions 2, 3, 4 of Fig. 6 are the field theory equivalents of paths 2, 3, 4 in Fig. 2, each with a different number of oscillations in region III. These compare to the classical evolution for the same initial conditions which is presented in Fig. 5. For the classical evolution we start with a contracting bubble with Gaussian profile and negative amplitude which evolves to an expanding bubble with Gaussian profile and negative amplitude. In contrast, the tunnelling trajectories 1 to 5 each take us from a negative amplitude to a positive amplitude Gaussian bubble.

4. The transmission rate

To calculate the transmission rate for the double barrier system in quantum mechanics, using the WKB approximation, we need the following integrals evaluated between the stationary turning points separating classically allowed and forbidden regions

$$\sigma_{II} = \int_{\tau_1}^{\tau_2} d^d x d\tau \left(\frac{d}{d\tau} \phi \right)^2, \quad (4.1)$$

$$W = \int_{t_2}^{t_3} d^d x dt \dot{\phi}^2, \quad (4.2)$$

$$\sigma_{IV} = \int_{\tau_3}^{\tau_4} d^d x d\tau \left(\frac{d}{d\tau} \phi \right)^2. \quad (4.3)$$

In regions II and IV, the MPEPs are parametrised using Euclidean time, τ , whereas in region III the classical path is parametrised using real time t . These integrals may be thought of as functions of the energy, as we will explain shortly. Energy remains constant throughout the motion, and is defined relative to the homogeneous vacuum, $\phi \equiv 0$. In the initial, classically allowed, region, it is given by

$$E = m^{d+2} c^2 \int d^d x \left[\frac{1}{2} \dot{\phi}^2 + \frac{1}{2} (\vec{\nabla} \phi)^2 + \frac{1}{2} \phi^2 (1 - \ln \phi^2) \right] = \frac{1}{2} m^{d+2} c^2 \Gamma \left(\frac{d}{2} \right) \Omega_{d-1} \left[\frac{1}{2} \dot{T}^2 + V_L(T) \right] \quad (4.4)$$

where Ω_{d-1} is the volume of the unit $(d-1)$ -sphere. The energy is strictly positive for excited initial states, a property which distinguishes the decay of inhomogeneous states discussed here from the homogeneous false vacuum decay discussed in [5].

To see how σ_{II} , W and σ_{IV} depend on E , recall that the classical turning point occurs when $E = U[\phi_{tp}]$, where [5]

$$U[\phi] = m^{d+2}c^2 \int d^d x \left[\frac{1}{2}(\vec{\nabla}\phi)^2 + \frac{1}{2}\phi^2(1 - \ln \phi^2) \right] \quad (4.5)$$

Given that E is fixed throughout the motion, to find the turning points in any given region, II, III, or IV, we simply plug the relevant field configuration into equation (4.5) and solve for real or Euclidean time as appropriate. In region II, for example, this gives $\tau_1 = \tau_1(E)$, $\tau_2 = \tau_2(E)$, and so $\sigma_{II} = \sigma_{II}(E)$.

Given the symmetry of the potential, V_E , we immediately see that $\sigma_{II} = \sigma_{IV}$. Therefore, by defining $\Theta = \exp(\sigma_{II})$ one has that the transmission probability is given by

$$T_{I \rightarrow V} = 4 \left[(\Theta^2 + \Theta^{-2})^2 \cos^2 W + 4 \sin^2 W \right]^{-1} \quad (4.6)$$

It is easy to see that the transmission rate is enhanced as $W(E) \rightarrow (n + \frac{1}{2})\pi$, for any integer, n . The width of this resonance can be approximated by [2]

$$\Gamma \simeq \left(\pi \Theta^2 \frac{dW}{dE} \right)^{-1} = 2 (\pi \Theta^2 \Delta t)^{-1}. \quad (4.7)$$

where we have used the fact from classical mechanics that the period of oscillation is given by² $\Delta t = 2 \frac{dW}{dE}$.

To complete the analysis of this section we present the results of this model, taking $d = 3$ spatial dimensions, and using $m = c = 1$. Fig. 7 shows how the quantities W , σ_{II} and $\cos(W)$ depend on energy, from which we may calculate the transmission probability. In Fig. 8 we give a section of the curve showing the transmission probability, noting the presence of resonance peaks which become increasingly narrow as energy is reduced. As we go to energies lower than those shown in Fig. 8, this behaviour continues, with increasingly narrow resonant peaks appearing at regular intervals. From equation (4.7), we might have expected the width of the resonance to decrease with energy *i.e.*, as σ_{II} increases. Intuitively this also makes sense: σ_{II} essentially measures the height of the potential barrier, and the higher the barrier the more tunnelling is suppressed, except in the very core of the resonance.

Fig. 8 actually shows the transmission rate in the region immediately below a maximum energy, $E_{max} = m^{d+2}c^2\pi^{d/2}e^d/2$ (~ 56 for $d = 3$, $m = c = 1$), beyond which our tunnelling description breaks down. This is because at high enough energies

²The factor of two is because we define W over a half period.

the barrier disappears altogether and one can pass from one vacuum to the other classically. At lower energies, of course, one must tunnel between vacua quantum mechanically, with transmission probability given by (4.6). Although this process is usually suppressed, the resonant peaks in Fig. 8 demonstrate that an inhomogeneous initial state *can* decay via resonant tunnelling, passing from one vacuum to another with almost unit probability. Note that for $E = 0$, there is no resonance, which is consistent with our original no-go theorem [5]. We conclude, therefore, that initial inhomogeneity and non-zero energy are absolutely crucial for resonant tunnelling to occur in quantum field theory.

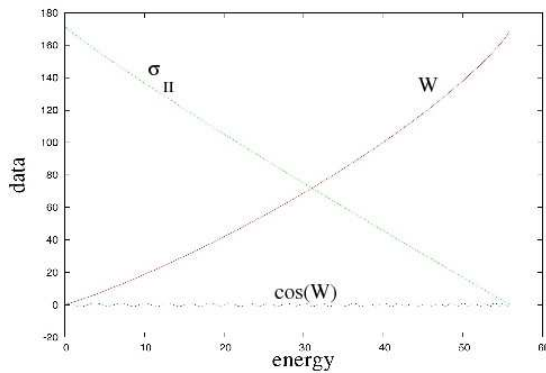


Figure 7: A plot of the quantities used to calculate the transmission probability (4.6).

5. Thin wall limit

How typical are the results of the previous section? This is not so easy to answer in complete generality, although we can make some progress by restricting attention to theories for which there is a sensible “thin wall limit”, as is often assumed in tunnelling calculations [6]. Although the previous calculation made use of a model containing oscillons with a single length scale, namely its size, in principle it is possible to have oscillons whose radius is much larger than the width of their “skin”. In this instance, the thin wall approximation is a good one, and the dynamics of the oscillon is governed by a membrane-type action

$$S_m = -\sigma \int d^3\xi \sqrt{\det G} + \epsilon \int dV dt. \quad (5.1)$$

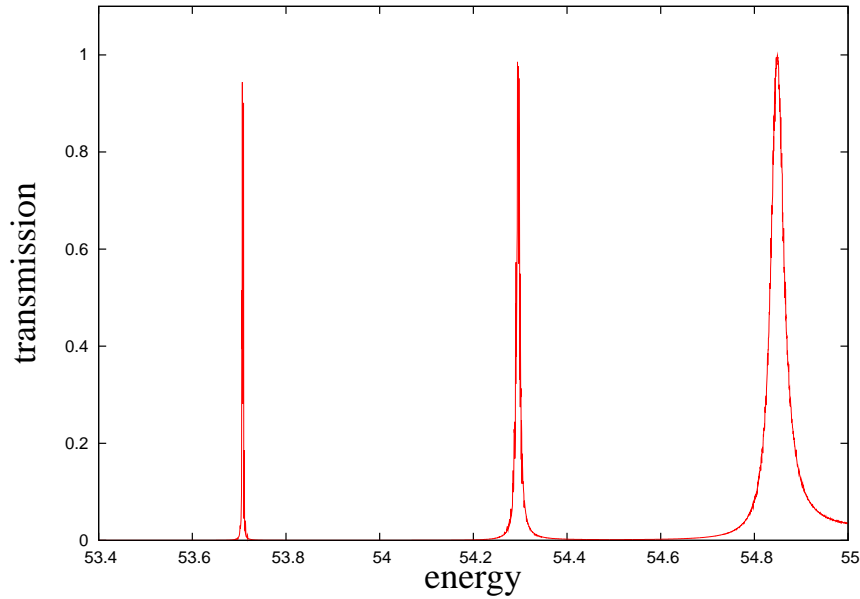


Figure 8: A graph showing the dependence of transmission probability on energy for a range of energies, just below the maximum energy, $E_{max} \sim 56$. Notice the presence of the resonant peaks at regular intervals, the width of which decreases with energy.

where G is the induced metric on the world volume of the membrane, σ the tension of the bubble wall, V the volume of the bubble and ϵ the difference in potential energy density between the inside and outside of the bubble. Even without our general motivation, we could just take (5.1) as our starting point and consider the dynamics of membranes in their own right. Imposing spherical symmetry, the action (5.1) of a single bubble wall leads to the following Lagrangian for the bubble radius,

$$L_{tw} = -\Omega_{d-1}\sigma R^2\sqrt{1 - \dot{R}^2} + \Omega_d\epsilon|R|^3. \quad (5.2)$$

We can extract the potential [5],

$$V_{tw} = \Omega_{d-1}\sigma R^2 - \Omega_d\epsilon|R|^3 \quad (5.3)$$

which is qualitatively the same as $V_L(T)$ of the scalar field theory. This means that we can simply import qualitative results from the previous section.

In the thin wall analysis of our previous paper [5], we pointed out that for resonance to occur, we need an oscillatory solution to act as the intermediate bound state. In the case of tunnelling from the false vacuum ($R = 0$) we see that there are no such solutions, as expected from our no-go theorem [5]. However, if we allow for *inhomogeneous* initial conditions we may consider a range of energies for which V_{tw} supports oscillatory

solutions. Indeed, one can describe a process whereby a contracting bubble of one vacuum decays, via resonant tunnelling, to an expanding bubble of a completely different vacuum. The oscillatory intermediate state acts as a springboard for the tunnelling amplitude.

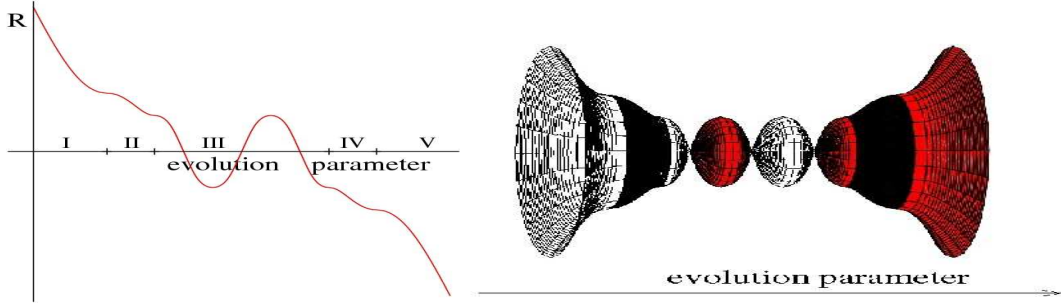


Figure 9: A typical configuration, or “path” that contributes to the path integral for resonant tunnelling in the thin wall limit. The lefthand plot shows the evolution of the bubble radius, $R(\lambda)$. The evolution parameter, λ , is given by real time, t , in the classically allowed regions, I, III, and V, and by Euclidean time, τ , in the classically forbidden regions II and IV. The transition to negative R should be understood as the vacuum changing inside the bubble. This is shown more intuitively in the righthand plot, which shows the evolution of a circular bubble wall, of positive radius. Colours (red and white) are used to indicate the interior vacuum in the classically allowed regions, whereas the classically forbidden regions are coloured in black.

A typical tunnelling path is shown in Fig. 9. The lefthand plot shows the bubble radius as a function of the evolution parameter. The initial state corresponds to a bubble whose radius decreases to a minimum value (region I) before tunnelling along a MPEP (region II) to the oscillatory bound state (region III). At first glance, our plot in region III would not seem to make sense, since the bubble radius clearly appears to go negative. However, we should understand the transition to negative R as a change of vacuum inside the bubble. In other words, the bound state corresponds to a bubble of one vacuum shrinking to zero size, followed by an expanding bubble of different vacuum. The new bubble expands to a maximum radius before contracting again and the process gets repeated. This behaviour is perhaps shown more intuitively in the righthand plot, where the bubble radius is always positive and colours (red and white) are used to indicate the interior vacuum. For a given path, the oscillations in region III can go on any number of times before we tunnel out along another MPEP (region IV), to the final state (region V). As R has changed sign, the final state corresponds to an eternally expanding bubble of different vacuum to the initial state. This is demonstrated by an overall transition from white to red in the righthand plot.

As mentioned earlier, the governing dynamics is qualitatively the same as in the previous section. We therefore extend the results to apply to *any* quantum field theory, whenever the thin wall limit approximation is valid. Of course, we might question the validity of this approximation for the intermediate bound state, as $R \rightarrow 0$. Nevertheless, we have certainly seen in this section and the last that resonant decay of inhomogeneous states is allowed in quantum field theory.

6. Conclusions

In this paper we have reconsidered the issue of resonant tunnelling in scalar quantum field theory, making use of our original no-go theorem [5] in order to guide us towards an explicit realization of this phenomena. The key development has been to justifiably relax one of the five conditions that led to our theorem, by allowing for solutions with non-zero energy relative to the false vacuum. This permits the existence of finite energy oscillons corresponding to the intermediate bound state, acting as the springboard for the tunnelling amplitude between the initial and final states. Of course, by energy conservation, the initial state will also have non-zero energy, and since it asymptotes to the false vacuum, it must also be inhomogeneous. We found that whilst the homogeneous false vacuum *cannot* decay via resonant tunnelling [5], the same is not necessarily true for an *inhomogeneous* initial state that is merely asymptotically false vacuum.

Although not usually considered in the literature [6], tunnelling from inhomogeneous states is certainly of interest cosmologically. Indeed, the Universe is not expected to be particularly homogeneous or isotropic at early times, before some mechanism flushed away all inhomogeneity and anisotropy on large scales (see, for example [16]). That is not to say that it is easy to find an inhomogeneous initial state that will decay by resonant tunnelling. On the contrary, there are a number of obstacles to be overcome if this is to be realized in practise. In this paper we have considered initial states that correspond to contracting spherical bubbles, with some minimum radius. This is hardly a “natural” field configuration, although we note that in principle the initial state can be any non-zero energy solution that asymptotes to the false vacuum and is everywhere stationary at some point in the future. In addition to this rather special initial state, our model must admit localized periodic solutions that act as the intermediate bound state. We must also be able to join this solution at either end to the initial and final states via Euclidean evolution, connecting one *everywhere-stationary* profile to another. Once all these conditions are satisfied, we must fine tune the energy so that the oscillon action satisfies (2.2). Then the initial state will decay to the final state with almost unit probability. The final state corresponds to an expanding bubble, whose interior vacuum differs from the interior of the initial state.

The conditions for resonance have all been derived within the semi-classical approximation. With the additional assumption of spherical symmetry, we have shown that resonant decay of inhomogeneous states is allowed in quantum field theory. It is natural to ask what happens if we increase the number of degrees of freedom by allowing for non-spherical field configurations. For a spherically symmetric initial state, we do not expect *non*-spherically symmetric states to play much of a role, even if we were able to match a significant number of them on to the initial state via Euclidean evolution. This is because non-spherically symmetric solutions are typically suppressed relative to the spherically symmetric ones [17]. Even though some non-spherically symmetric oscillons have been found, they rapidly decay into a spherical profile [18].

We must also consider oscillons with a finite lifetime, and the impact they might have on our results. Of course, these are not strictly periodic but can live for many oscillations, and will contribute to tunnelling paths in the path integral. Given that the Q-factor of a resonant cavity increases with increasing “dwell time” (the length of time that an electron spends in the central well) we may expect that the finite lifetime of oscillons would tend to broaden the resonance. Another effect which proves deleterious to resonance is non-zero temperature, again with the consequence of broadening the resonances.

Unfortunately, gravity will also have a negative impact on resonant tunnelling, mainly due to the effect of Hubble damping. Hubble damping eliminates the existence of periodic oscillons, and, given the reasons outlined in the previous paragraph, this can only lead to further broadening of the resonances. One is also faced with the possibility of gravitational collapse, which could potentially eliminate the turning point for the collapsing spherical bubble, making tunnelling impossible.

Despite our rather gloomy discussion, we believe our results could have a positive impact on Tye’s approach to tunnelling within the string landscape [4]. Recall that Tye has argued that should resonant (or “fast”) tunnelling occur within the landscape, then we would naturally find ourselves in a low energy vacuum, having repeatedly tunneled through the landscape along resonant paths. Crucially, resonant tunnelling has now been explicitly shown to occur in quantum field theory, albeit only for spherically symmetric, inhomogeneous states, lending some credence to Tye’s arguments.

It is fun to speculate as to how the tunnelling process described in this paper could be extended to apply to the landscape. After one resonant decay, the state corresponds to an expanding bubble, enveloping the false vacuum. Globally, this solution is never again stationary and is immune to further decay. Even if we redefine the false vacuum and restrict attention to the bubble’s interior, we fall victim to our original no-go theorem [5] and future *resonant* tunnelling is impossible. This would seem to be make the cascade of resonant decays desired within the landscape impossible. However,

what if the final state after the first decay were not an eternally expanding bubble, but another oscillon, or a subcritical bubble with some maximum size? Such a final state could potentially decay via resonant tunnelling to yet another state. This may seem rather contrived, but this is not a major concern for the landscape, given the huge range of possible configurations available. We could ultimately develop a picture of cascading oscillons within the landscape, with each subsequent oscillon probing yet more vacua!

References

- [1] L. D. Landau, E. M. Lifshitz “Quantum Mechanics (non-relativistic theory),” *Pergamon press (1977)*
- [2] E. Merzbacher, Chapter 7 of *Quantum Mechanics*, 2nd edition, John Wiley, 1970
- [3] G. Hernandez “Fabry-Perot Interferometers,” *Cambridge University press (1986)*
- [4] S. H. Henry Tye, arXiv:hep-th/0611148. S. H. Tye, arXiv:0708.4374 [hep-th].
Q. G. Huang and S. H. Tye, arXiv:0803.0663 [hep-th].
- [5] E. J. Copeland, A. Padilla and P. M. Saffin, *JHEP* **0801**, 066 (2008) [arXiv:0709.0261 [hep-th]].
- [6] S. R. Coleman, *Phys. Rev. D* **15** (1977) 2929 [Erratum-ibid. *D* **16** (1977) 1248].
C. G. . Callan and S. R. Coleman, *Phys. Rev. D* **16** (1977) 1762.
- [7] Y, Zhota, *Phys. Rev. B* **41** (1990) 7879.
- [8] T. Banks, C. M. Bender and T. T. Wu, *Phys. Rev. D* **8** (1973) 3346.
- [9] K. M. Bitar and S. J. Chang, *Phys. Rev. D* **18** (1978) 435. H. J. de Vega, J. L. Gervais and B. Sakita, *Nucl. Phys. B* **139** (1978) 20. H. J. de Vega, J. L. Gervais and B. Sakita, *Nucl. Phys. B* **143** (1978) 125.
- [10] S. Sarangi, G. Shiu and B. Shlaer, arXiv:0708.4375 [hep-th].
- [11] M. Gleiser, *Phys. Rev. D* **49**, 2978 (1994) [arXiv:hep-ph/9308279]. E. J. Copeland, M. Gleiser and H. R. Muller, *Phys. Rev. D* **52**, 1920 (1995) [arXiv:hep-ph/9503217].
M. Gleiser and D. Sicilia, arXiv:0804.0791 [hep-th].
- [12] P. M. Saffin and A. Tranberg, *JHEP* **0701**, 030 (2007) [arXiv:hep-th/0610191].
- [13] E. P. Honda and M. W. Choptuik, *Phys. Rev. D* **65**, 084037 (2002) [arXiv:hep-ph/0110065].

- [14] M. Gleiser, Phys. Lett. B **600**, 126 (2004) [arXiv:hep-th/0408221].
- [15] I. Bialynicki-Birula and J. Mycielski, Bull.Acad.Polon.Sci.Cl.III **23**, 461 (1975).
I. L. Bogolyubsky and V. G. Makhankov, Pisma Zh. Eksp. Teor. Fiz. **24**, 15 (1976).
I. L. Bogolyubsky and V. G. Makhankov, JETP Lett. **24**, 12 (1976). I. Ventura and
G. C. Marques, J. Math. Phys. **19**, 838 (1978). A. Ferraz de Camargo, R. C. Shellard
and G. C. Marques, Phys. Rev. D **29**, 1147 (1984). J. Garriga, Phys. Rev. D **49**, 5497
(1994) [arXiv:hep-th/9401020].
- [16] C. W. Misner, Astrophys. J. **151** (1968) 431. B. L. Hu and L. Parker, Phys. Rev. D **17**
(1978) 933 [Erratum-ibid. D **17** (1978) 3292]. A. D. Linde, Phys. Lett. B **108** (1982)
389. P. J. Steinhardt and N. Turok, Science **296** (2002) 1436. R. Maartens, V. Sahni and
T. D. Saini, Phys. Rev. D **63** (2001) 063509 [arXiv:gr-qc/0011105]. G. Niz, A. Padilla
and H. K. Kunduri, arXiv:0801.3462 [hep-th]. S. Watson and R. H. Brandenberger,
Phys. Rev. D **67** (2003) 043510 [arXiv:hep-th/0207168].
- [17] S. R. Coleman, V. Glaser and A. Martin, Commun. Math. Phys. **58** (1978) 211.
- [18] M. Hindmarsh and P. Salmi, Phys. Rev. D **74** (2006) 105005 [arXiv:hep-th/0606016].