

Site-selective chemical control of carbon nanotube conductivity

Juan María García-Lastra¹, Kristian S. Thygesen², Mikkel Strange² and Ángel Rubio¹

¹*Nano-Bio Spectroscopy Group, Departamento de Física de Materiales, Universidad del País Vasco. European Theoretical Spectroscopy Facility (ETSF), Edificio Korta, Avda. Tolosa 72, 20018 San Sebastián, Spain*

²*Center for Atomic-scale Materials Design (CAMD), Department of Physics, Technical University of Denmark, DK-2800 Kgs. Lyngby, Denmark*

Abstract

A very robust way to control the conductivity of metallic carbon nanotubes (CNT) by means of chemisorption of molecules is presented. If molecules are adsorbed on the same sublattice the zero bias conductivity will be close to 0 or 1 (units of $G_0=2e^2/h$) depending on the relative position of the adsorbates. In the high transmission case, the current is carried by a single, fully transmitting eigenchannel which has zero weight on lattice sites fulfilling a simple geometric condition, and which therefore is unaffected by molecules chemisorbed at these sites. This result is universal as independent of tube chirality, number of adsorbed molecules and temperature, opening the path to design of new memory devices and nanoswitches.

PACS numbers: 73.63.Fg, 31.15.B-, 73.22.-f, 71.15.Ap.

Sidewall chemical functionalisation of carbon nanotubes has been the subject of several studies^{1, 2} as it represents a very direct way to implement a number of technological applications including nanoelectronics devices and various types of sensors². These applications all build on the idea that the electrical conductivity of the nanotube can be controlled externally by adding/removing different functionalised groups. The interest for CNTs started with Iijima's discovery in 1991³ and the subsequent establishment of its remarkable electrical properties as function of chirality⁴⁻⁶. Since the first observation of chemical modification of nanotube conductivity⁷, the list of chemical field-effect-transistor-like gas and biological sensors has increased considerably^{1, 2, 8, 9}. Several calculations have also shown that covalent functionalisation can have large influence the transport properties of the CNT⁸. The effects of defects and/or adsorbed molecules are fundamental to the performance of electronic and sensing devices based on carbon nanotubes. The relevant transport regime depends on the density of scatterers in the CNT and can range from ballistic over weak to strong localization¹⁰. In the present work we show that the transport properties of CNTs in the phase-coherent regime can be controlled in a systematic and robust way by using the properties of the bi-lattice of graphene ("spinorial structure"¹¹). Namely, for any number of molecules adsorbed on the *same* sublattice, the conductivity of the tube remains close to $1G_0$ ($G_0 = 2e^2/h$ is the conductance quantum) if the relative positions of the adsorbates satisfy a simple geometric condition, whereas the conductance is strongly suppressed if one or more molecules fail to satisfy the condition. As a second result, we show that the change in conductivity of a metallic CNT due to chemisorption of a molecule at an on top site of the nanotube sidewall is largely independent of the molecular specie. This universal behavior is verified for H, COOH, OH, NH₂, and NO₂ adsorbed on (6,6) armchair, (9,0) zigzag, and (7,1) chiral CNTs.

Recall that a graphene sheet contains two inequivalent types of sites, denoted A and B in figure 1a (the two sublattices of graphene). The p_z orbitals of the carbon atoms form the π - and π^* - valence and conduction bands which determine the transport properties of graphene. The Fermi surface of graphene consists of the six points (three K and three K') at the vertices of the hexagon forming the reciprocal unit cell (see fig. 1b). Moreover, the three K are equivalent as are the three K' points, and consequently the Fermi surface of graphene contains only two inequivalent k -points. When a graphene sheet is rolled up to form a CNT, the band structure (neglecting curvature effects) is

obtained by restricting the band structure of graphene to discrete lines in the BZ. As an example of this effect, we show the allowed lines for a (6,6) CNT and the corresponding TB band structure in figures 1b and 1c, respectively.

All metallic CNTs have two available channels for transporting electrons at energies close to the Fermi level formed by the Bloch states in the vicinity of the K' point along the K - G - K' line and those in the vicinity of the K point along K' - M - K line. In fig. 1c these states are marked by blue squares (states moving in the positive y -axis) and red circles (states moving in the negative y -axis). We shall refer to these states as forward- and backward-moving states and denote them by $|K_+\rangle$, $|K'_+\rangle$ and $|K_-\rangle$, $|K'_-\rangle$, respectively.

Within the TB model we can now address how the nanotube electronic response is perturbed by the presence of one chemisorbed molecule. To this end we consider the TB model of the CNT with a single level of energy ε_0 coupled to one of the p_z orbitals of the CNT via the hopping parameter t . We can take ε_0 to be negative or positive corresponding to a model for the HOMO or LUMO of molecule. Within this model, which is a particular case of Fano resonance¹², we can calculate the elastic transmission function of the CNT. We have done this using the non-equilibrium Green's function (NEGF) formalism¹³. The NEGF calculations have been performed in the same manner described in Refs.^{14, 15}.

The calculated transmission function of the model (supplementary material) exhibits a dip in one of the two transport channels. The position of the dip is directly proportional to ε_0 . For weak coupling, i.e. small values of t , the dip becomes more narrow and shallow and is located closer to ε_0 , while for strong coupling the dip is wider with a depth approaching 1 (which means that one of the two transmission channels has been completely suppressed). In the strong coupling case the dip is located close to the onsite energy of the CNT sites which coincide with the Fermi level.

We can understand this result and predict what happens when two molecules are chemisorbed, by rather simple means. Let us consider the subspace of states spanned by the four degenerate CNT Bloch states at Fermi level (indicated in fig. 1c) and the impurity state(s). The Hamiltonian matrix within this subspace is shown below in the case of a single impurity adsorbed at $\vec{R}=0$, and two impurities adsorbed at $\vec{R}=(0,0)$ (an A site) and other at the general site $\vec{R}=n\cdot\vec{a}_1+m\cdot\vec{a}_2$, respectively:

$$i) \begin{pmatrix} 0 & 0 & 0 & 0 & t \\ 0 & 0 & 0 & 0 & t \\ 0 & 0 & 0 & 0 & t \\ 0 & 0 & 0 & 0 & t \\ t & t & t & t & \varepsilon_0 \end{pmatrix}; \quad ii) \begin{pmatrix} 0 & 0 & 0 & 0 & t & t \cdot f_1 \\ 0 & 0 & 0 & 0 & t & t \cdot f_2 \\ 0 & 0 & 0 & 0 & t & t \cdot f_3 \\ 0 & 0 & 0 & 0 & t & t \cdot f_4 \\ t & t & t & t & \varepsilon_0 & 0 \\ t \cdot f_1^* & t \cdot f_2^* & t \cdot f_3^* & t \cdot f_4^* & 0 & \varepsilon_0 \end{pmatrix} \quad (1.1)$$

where f_i are parameters which depend on the position of the second impurity as

$$f_1 = e^{-i\frac{2\pi}{3}(n-m)}, f_2 = e^{i\frac{2\pi}{3}(n-m)}, f_3 = s \cdot e^{-i\frac{2\pi}{3}(n-m+3m)} \quad \text{and} \quad f_4 = s \cdot e^{i\frac{2\pi}{3}(n-m+3n)}$$

being s is 1 if the second impurity is at an A site and -1 if it is at a B site. The eigensolutions of matrix $i)$ are shown in table 1. The eigenvectors 3, 4, and 5 represent non-propagating states (they have equal weight on left- and right-moving Bloch states), while the eigenvectors 1 and 2 represent states propagating in the left and right directions, respectively. It is important to notice that the eigenvectors having zero weight on the impurity, in particular states 1 and 2, are not only solutions in the restricted subspace but are in fact exact solutions to the full problem as they do not couple to the remaining Bloch states of the CNT. Consequently, state 1 (2) constitutes a channel for transporting electrons unhindered through the tube in the left (right) direction even in the presence of the impurity.

The solutions of the secular problem $ii)$ depend strongly on the position of the second impurity. We can distinguish three cases:

1) When the second impurity is at an A site such that the relative distance R fulfils the condition:

$$R = n \cdot \vec{a}_1 + m \cdot \vec{a}_2, n - m = 3p, p \text{ being an integer} \quad (1.2)$$

all the f_i parameters are 1 and the corresponding eigenvectors of $ii)$ have the same form as those of $i)$. Thus, in this case there are again two fully transmitting eigenstates (moving in the positive and negative directions of the tube, respectively) which can carry electrons unhindered through the CNT. The extra eigenvector as compared to $i)$ corresponds to the antibonding combination of the two impurity levels, without any weight from the CNT. It is instructive to notice that (1.2) is the same condition required by a CNT to be metallic^{4,5} (neglecting curvature/hybridization effects).

2) If the second impurity is placed at an A site, but does not satisfy the condition (1.2) all the eigenvectors are non-propagating, and the transmission is completely suppressed.

3) If the second impurity is placed at a B site the form of the eigenvectors depend strongly on the actual adsorption site. While there will be eigenstates with a non-zero momentum along the tube axis, none of these will be fully transmitting, i.e. have weight solely on either forward- or backward moving Bloch states. Consequently the conductance is expected to fluctuate more or less randomly as the second adsorption site is varied over the B sublattice.

More generally it can be shown that the propagating eigenstate $|\psi\rangle = -\frac{1}{\sqrt{2}}|K_+\rangle + \frac{1}{\sqrt{2}}|K_-\rangle$ (eigenstate 2 of table 1) vanishes simultaneously at all the A sites fulfilling the condition (1.2) and thus enables scattering-free transport through the CNT in the presence of an arbitrary number of impurities adsorbed at these special sites of the A sublattice.

Above we have presented very simple arguments to justify the idea of full control of nanotube conductance by chemical absorption. In order to proof the validity of the conclusions beyond the simple TB model, we have performed first principles DFT+NEGF transport calculations following the approach described in Refs.^{14, 15} for a number of small molecules (H, COOH, OH, NH₂ and NO₂) chemisorbed on a (6,6) single armchair wall carbon nanotube¹⁶. We also repeated the calculation for H chemisorbed on the zigzag (9,0) and chiral (7,1) CNTs (supplementary material). We have chosen the (6,6) CNT due to its small radius which makes it more reactive towards binding molecules at the side-wall as compared to large radius CNTs¹⁷ (curvature induces small sp³-like hybridization).

All molecules are covalently bonded to an on-top site of the nanotube. The calculated distances between the adsorbates and the CNT, d_i , are (in Å) $d_H=1.18$, $d_{COOH}=1.57$, $d_{OH}=1.45$, $d_{NO_2}=1.64$ and $d_{NH_2}=1.49$. We have also calculated the distances and transmission curves for CO and CO₂. These molecules are physisorbed by the CNT at $d_{CO}=2.55$ and $d_{CO_2}=2.52$, and we have checked that they do not influence the transport properties of the CNT close to the Fermi level (supplementary material). For this reason we focus the discussion below to the chemisorbed species in the following.

In Fig. 2 we show the effect of a single chemisorbed molecule on the transmission function. For all molecules the effect of adsorption is to reduce the transmission function from $2G_0$ to $1G_0$ in the vicinity of the Fermi level. This happens because one of the two channels which are available in the pure CNT around the Fermi level is almost completely suppressed by scattering off the adsorbate while the other remains

unaffected. This is clearly seen by decomposing the transmission function into the non-mixing eigenchannels¹⁸. The contributions from individual eigenchannels to the total transmission are shown in the inset of Fig. 2, and in Fig. 3 (a) and (b) we show the contour surfaces of the fully transmitting and blocked eigenchannels at the Fermi energy. Notice that the fully transmitting channel vanishes at A sites fulfilling condition (1.2) as predicted by the TB model.

It is interesting to notice that, despite the fact that the molecules bind to the CNT via an H, C, O, and N atom, respectively, the effect of the adsorbates on the transmission is very similar, the only difference being a slight shift in the position of the dip. Clearly, these results are in line with the predictions of the TB model introduced above.

We next consider what happens when two molecules are adsorbed at different sites of the CNT. We label the 24 carbon atoms of one unit cell of the (6,6) CNT from 0 to 23 following the circumference around the CNT main axis counterclockwise. We adsorb the first molecule at site 0 (an A site), and vary the adsorption site for the second molecule. We distinguish between the cases where both molecules are located on A sites and cases where the second molecule is adsorbed at a B site. Within one unit cell there are six inequivalent A-A configurations and twelve inequivalent A-B configurations. We have performed calculations for the 0-10, 0-11 and 0-12 adsorption sites for all molecular species as well as for combinations of those molecules. As in the case of a single molecule, the shape of the transmission function is insensitive to the adsorbed species. Again this indicates that the transport properties of metallic CNTs are affected in a similar way by different chemisorbed molecules. Having observed this, we focus to the simplest case of adsorbed H in what follows. The results for H adsorbed in the six A-A configurations are shown in Fig. 4. It is easy to distinguish two different types of transmission curves: (i) For the cases 0-2 ($n=1, m=0$), 0-6 ($n=2, m=1$) and 0-10 ($n=3, m=2$) the transmission is almost completely suppressed (less than $0.1G_0$) close to the Fermi-level. In all these cases the condition (1.2) is not fulfilled. (ii) For the cases 0-4 ($n=1, m=1$), 0-8 ($n=2, m=2$) and 0-12 ($n=3, m=3$) the transmission is close to 1. In these cases the condition (1.2) is fulfilled with $n-m=0$ ¹⁹. In contrast there is no trend in the transmission functions of the A-B configurations (supplementary material), and the transmission values at the Fermi level are more or less evenly distributed between 0 and $2G_0$.

We have made several tests to study the robustness and universality of the site-selective conductance control. When two different molecular species are adsorbed the

transmission dips become slightly wider in both case (i) and (ii). In case (i) the transmission is not fully blocked (sometimes the minimum is $0.25G_0$ rather than $0.1G_0$). This is due to the different position of the HOMO levels of the two molecules (in the TB model this corresponds to use t' and ϵ_0' in (1.1) ii) for the second impurity, instead t and ϵ_0). We also analysed the effect of temperature by random displacements of the atoms corresponding to 300 K and found only minor changes in the transmission functions. However the presence of vacancies produces a much stronger perturbation, which is able to destroy the effect described in the present work. Correlations would also not modify the general trend discussed here but yes the absolute values (see Ref²⁰ and references therein for a discussion of GW effects in transport).

Finally, we have performed calculations for metallic zigzag (9,0) and chiral (7,1) CNTs with adsorbed hydrogen atoms. The zigzag and chiral CNTs with $n-m=3$ are not strictly metallic but have a narrow band gap due to curvature effects²¹. However, the valence and conduction bands are, like the metallic tubes, doubly degenerate meaning that the perfect tube has a conductance of $2G_0$ just above and below the Fermi level. Similar to the metallic tube, one of the channels remains fully open when two (or more) hydrogen atoms are adsorbed at A sites fulfilling the condition (1.2), whereas both channels are blocked if condition (1.2) is not satisfied.

There are two main conclusions of this letter. First, when a single molecule is chemisorbed on the sidewall of a metallic CNT, one of its two transmission channels close to the Fermi level is blocked while the other one remains unaffected. This behavior is universal with respect to the molecule's chemical specie, but the precise position of the transmission minimum depends on the nature of the covalent bonding between the molecule and the CNT. Secondly, it is possible to adsorb an arbitrary number of molecules to the CNT and still conserve the fully open transport channel. To obtain this, all molecules must be adsorbed to the same sublattice and their relative positions should fulfill condition (1.2). On the other hand, if a single molecule is adsorbed outside this array of special sites, both channels are almost completely blocked and the conductance drops sharply, independently of tube chirality. We should mention that curvature effects dictate the degree of molecular chemisorption. This property, which is not destroyed by finite temperature, could be used to create nanoswitches or memory devices or preferential chemisorption sites.

JMGL and AR acknowledge funding Spanish MEC (FIS2007-65702-C02-01), Grupos Consolidados UPV/EHU of the Basque Country Government (IT-319-07) and European

Community through e-I3 ETSF project (INFRA-211956); NoE Nanoquanta (NMP4-CT-2004-500198) and SANES (NMP4-CT-2006-017310). KST and MS acknowledge support from The Lundbeck Foundation's Center for Atomic-scale Materials Design and from the Danish Center for Scientific Computing through grant No. HDW-1103-06. We thank Y. Pouillon for illuminating discussion on this work.

References

- 1 J. C. Charlier, X. Blase, and S. Roche, *Reviews of Modern Physics* **79**, 677 (2007).
- 2 K. Balasubramanian and M. Burghard, *Small* **1**, 180 (2005).
- 3 S. Iijima, *Nature* **354**, 56 (1991).
- 4 N. Hamada, S. Sawada, and A. Oshiyama, *Physical Review Letters* **68**, 1579 (1992).
- 5 J. W. Mintmire, B. I. Dunlap, and C. T. White, *Physical Review Letters* **68**, 631 (1992).
- 6 S. J. Tans, A. R. M. Verschueren, and C. Dekker, *Nature* **393**, 49 (1998).
- 7 P. G. Collins, K. Bradley, M. Ishigami, et al., *Science* **287**, 1801 (2000).
- 8 S. Fiorito, *Carbon nanotubes: Angels or demons?* (World Scientific Publishing Company, 2008).
- 9 J. S. Ye and F. S. Sheu, *Current Nanoscience* **2**, 319 (2006).
- 10 C. Gomez-Navarro, P. J. De Pablo, J. Gomez-Herrero, et al., *Nature Materials* **4**, 534 (2005); B. Biel, F.J. García-Vidal, A. Rubio, et al., *Physical Review Letters* **95**, 266801 (2005).
- 11 K. S. Novoselov, A. K. Geim, S. V. Morozov, et al., *Nature* **438**, 197 (2005).
- 12 U. Fano, *Physical Review* **1**, 1866 (1961).
- 13 Y. Meir and N. S. Wingreen, *Physical Review Letters* **68**, 2512 (1992).
- 14 K. S. Thygesen and K. W. Jacobsen, *Chemical Physics* **319**, 111 (2005).
- 15 M. Strange, I. S. Kristensen, K. S. Thygesen, and K. W. Jacobsen, *J. Chem. Phys.* **128**, 114714 (2008).
- 16 Details of DFT calculations: Geometry optimizations performed with the Siesta²² code using a supercell containing six unit cells of the (6,6) CNT without any symmetry constraints. Only the Γ -point was considered. We used the LDA (Perdew-Zunger functional²³) and a single-zeta polarised (SZP) basis set. We have verified that the transport results are not affected by enlarging the basis set, enlarging the size of the supercell, or by including spin polarization.
- 17 Y. S. Lee, M. B. Nardelli, and N. Marzari, *Physical Review Letters* **95** (2005).
- 18 M. Brandbyge, M. R. Sorensen, and K. W. Jacobsen, *Physical Review B* **56**, 14956 (1997).

- ¹⁹ We have checked these properties when the two molecules are in different unit cells and also for the case with three molecules in the same sublattice. Again one channel remains open if condition (1.2) is satisfied by all the molecules. If one or more molecules do not fulfill (1.2) both channels are blocked.
- ²⁰ K. S. Thygesen and A. Rubio, *Physical Review B* **77** (2008).
- ²¹ X. Blase, L. X. Benedict, E. L. Shirley, et al., *Physical Review Letters* **72**, 1878 (1994).
- ²² J. M. Soler, E. Artacho, J. D. Gale, et al., *Journal of Physics-Condensed Matter* **14**, 2745 (2002).
- ²³ J. P. Perdew and A. Zunger, *Physical Review B* **23**, 5048 (1981).

Table 1. Eigenvalues and (unnormalized) eigenvectors obtained after solving eq. (1.1) *i*). The eigenvectors are expressed as linear combinations of the four degenerate eigenvectors at the Fermi Level of graphene and the impurity level, $|\epsilon_0\rangle$.

$$E^\pm = \frac{\epsilon_0 \pm \sqrt{\epsilon_0^2 + 16t^2}}{2}.$$

| | Eigenvalue | $ \mathbf{K}_+\rangle$ | $ \mathbf{K}'_-\rangle$ | $ \mathbf{K}'_+\rangle$ | $ \mathbf{K}_-\rangle$ | $ \epsilon_0\rangle$ |
|-----------|------------|------------------------|-------------------------|-------------------------|------------------------|----------------------|
| 1) | 0 | 0 | 1 | 0 | -1 | 0 |
| 2) | 0 | -1 | 0 | 1 | 0 | 0 |
| 3) | 0 | -2 | 1 | 0 | 1 | 0 |
| 4) | E^+ | t/E^+ | t/E^+ | t/E^+ | t/E^+ | 1 |
| 5) | E^- | t/E^- | t/E^- | t/E^- | t/E^- | 1 |

Figure captions

Figure 1. (a) Basis vectors of the hexagonal lattice of graphene, $\vec{a}_{1,2} = \frac{a}{2}(\sqrt{3}, \pm 1)$, with $a = \frac{2}{\sqrt{3}}d_{c-c}$. Atoms in A (B) sites are in red (black). The coordinates of the A and B sites in the unit cell at the origin are $(0,0)$ and $\frac{1}{3}(\vec{a}_1 + \vec{a}_2)$, respectively. (b) The first Brillouin zone of graphene with the K and K' points at $\kappa, \kappa' = \frac{4\pi}{3a}(0, \mp 1)$. The dashed lines represent the allowed k -points for a (6,6) carbon SWNT. (c) Tight-binding band structure for a (6,6) carbon SWNT. The bold lines represent the bands along the K'-G-K and K-M-K' lines. The blue squares and red circles correspond to states moving in the positive and negative directions of the tube axis, respectively (see also (b)).

Figure 2. Transmission curves for a (6,6) carbon SWNT with a single molecule chemisorbed on-top of a C atom. The following species are considered: COOH, H, NH₂, NO₂ and OH. Inset: Transmission of the different eigenchannels for a CNT with adsorbed COOH. Notice that channel 1 is completely unaffected by the impurity, while channel 2 is completely suppressed around the Fermi level. Channel 3 represents a state which plays no role close to Fermi level.

Figure 3. Contour surfaces of the two eigenchannels at the Fermi level of a (6,6) carbon SWNT with a single hydrogen atom adsorbed on-top of a C atom. The position of the hydrogen atom is indicated by the blue arrow. The CNT is shown unrolled for clarity. (a) Fully transmitting eigenchannel, $T=1$. (b) Blocked eigenchannel, $T=0$. These correspond to channels 1 and 2 in the inset of Fig. 2, respectively. Notice that channel 1 has zero weight on sites fulfilling condition (1.2).

Figure 4. Transmission functions for a (6,6) carbon SWNT with two hydrogen atoms adsorbed at the A sites 0 and j where j denotes the six inequivalent A sites in one unit cell of the CNT. Results for other tubes and AB configurations are shown in the supplementary material.

Figure 1. Garcia-Lastra et al.

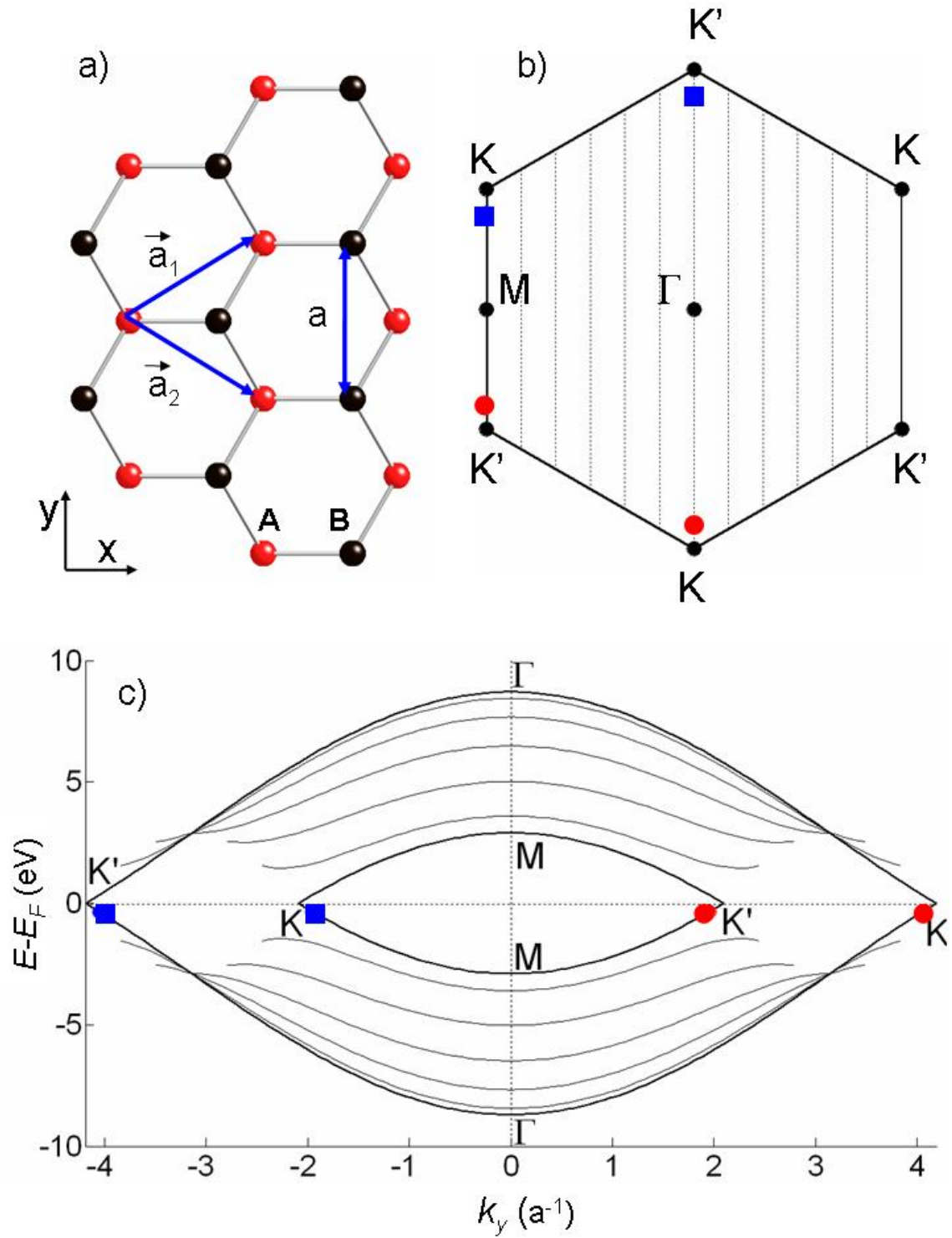


Figure 2. Garcia-Lastra et al.

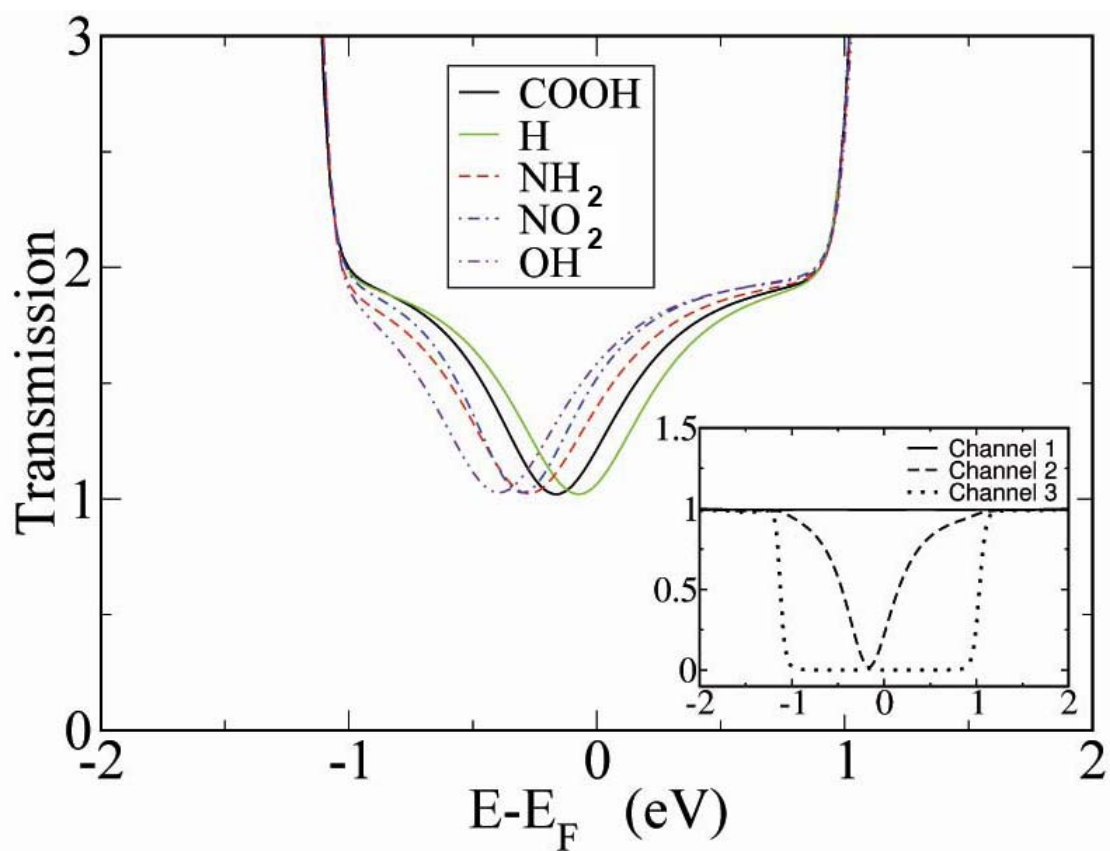


Figure 3. Garcia-Lastra et al.

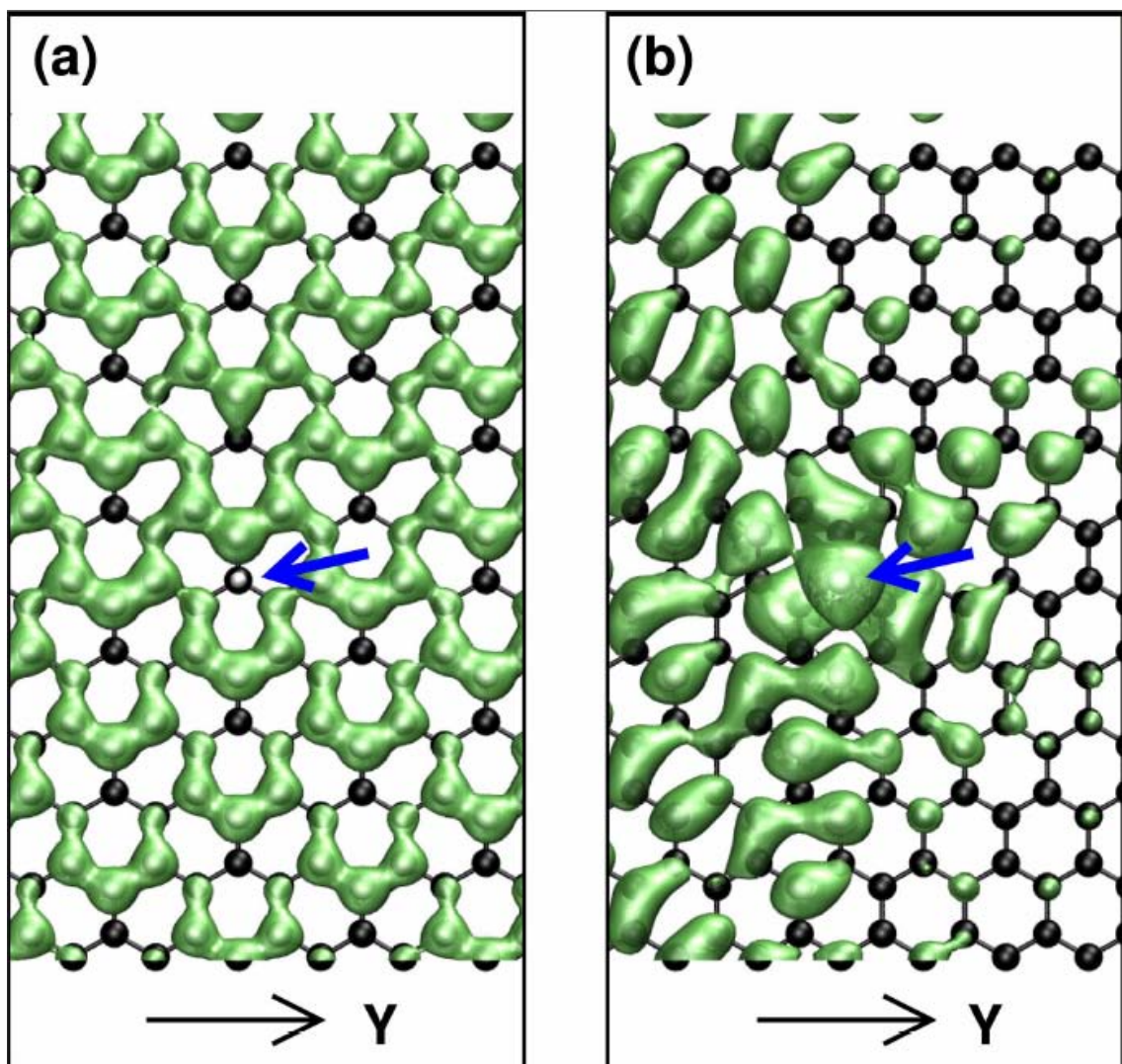
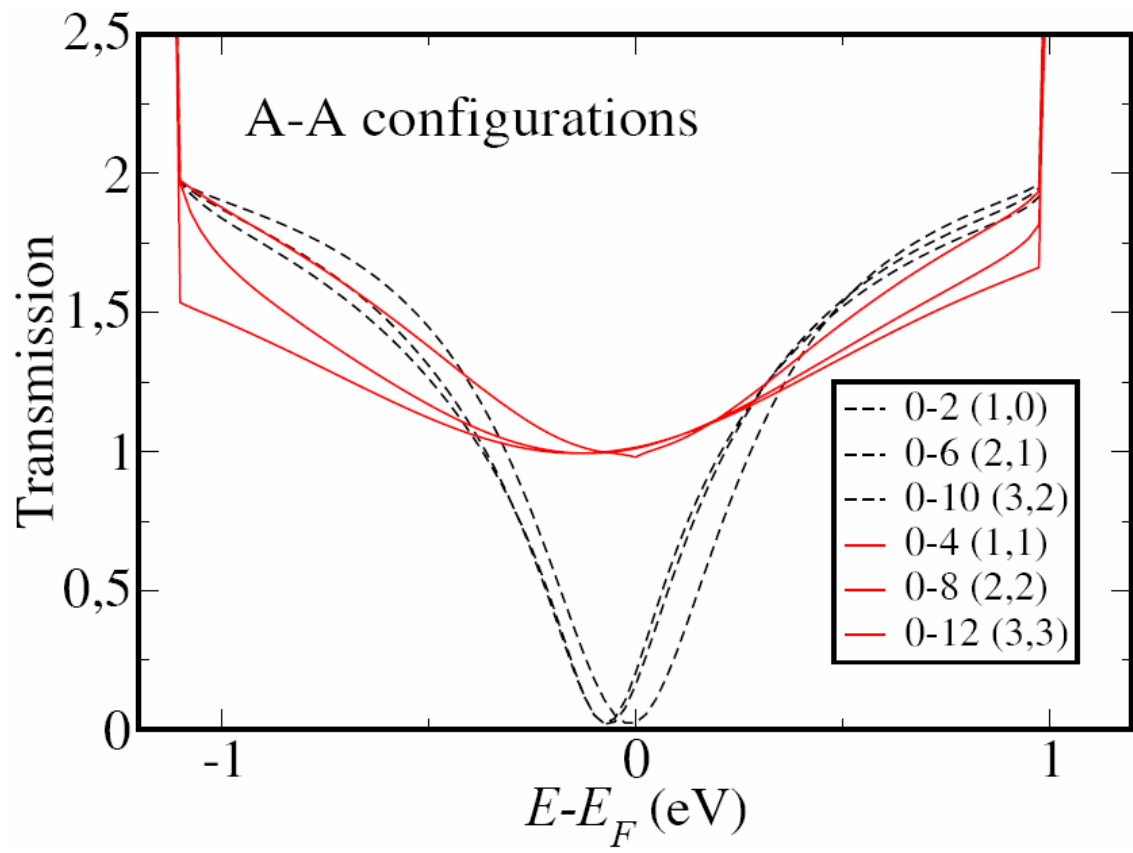


Figure 4. Garcia-Lastra et al.



Supplementary Material for

“Site-selective chemical control of carbon nanotube conductivity”

by

Juan María García-Lastra, Kristian S. Thygesen, Mikkel Strange and Ángel Rubio

1. Tight-binding results

Figure 1 shows the dependency of the transmission curves on the hopping parameter, t , in the tight-binding model. As it is said in the main text, for weak coupling, the dip becomes more narrow and shallow and is located closer to ϵ_0 , while for strong coupling the dip is wider with a depth approaching 1 and is located closer to the Fermi level of the CNT.

2. Physisorbed molecules

For completeness we show in figure 2 that the I/V curves for some physisorbed molecules do not modify the conductivity close to the Fermi level, in agreement with previous works and putting in evidence the need of having direct bonds (change in the in-tube C-C chemical bond hybridization induced by molecule attachment).

3. The case of two adsorbed molecules in the A-B configurations

From the main text it is clear that in this situation we do not get any general trend as the eigenstates of the Hamiltonian are intermixed. Therefore no universal rule can be drawn for the cancellation of the conductance upon molecular absorption. This fact is shown in the figure 3.

4. DFT+NEGF results for zigzag and chiral carbon nanotubes

The zigzag and chiral CNTs with $n-m=3$ are not strictly metallic but have a narrow band gap due to curvature effects, as it shown in figure 4 for a zigzag (9,0) CNT and in figure 5 for a chiral (7,1) CNT. However, the perfect tubes have a conductance of $2G_0$ just above and below the Fermi level. If two chemisorbed molecules are placed at A sites of these CNTs and the (1.2) condition of the main text is not fulfilled, both channels are blocked in this region, as it happens for the armchair (6,6) CNT. On the other hand if the (1.2) condition is satisfied, one channel remains open, although the corresponding transmission curves are slightly distorted (in comparison with the (6,6) CNT curve) by the presence of the tiny gap of the pure CNTs.

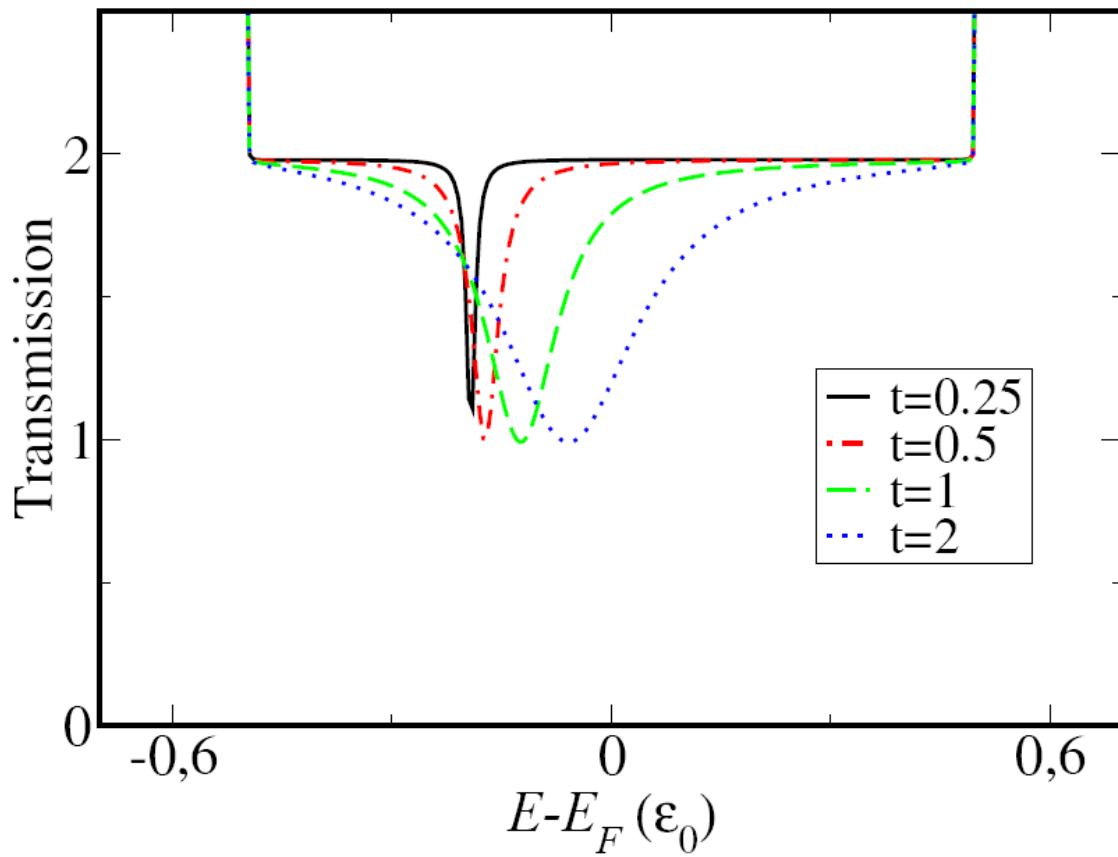


Figure 1. Transmission curves for a (6,6) CNT doped with a single adsorbate obtained through the tight-binding model for different values of the hopping energy parameter, t ($t=0.25$ solid black, $t=0.5$ dashed-dot red, $t=1$ dashed green, $t=2$ dot blue). Energy units in ϵ_0 (the energy of the HOMO of the adsorbed molecule with respect to the Fermi level of the CNT).

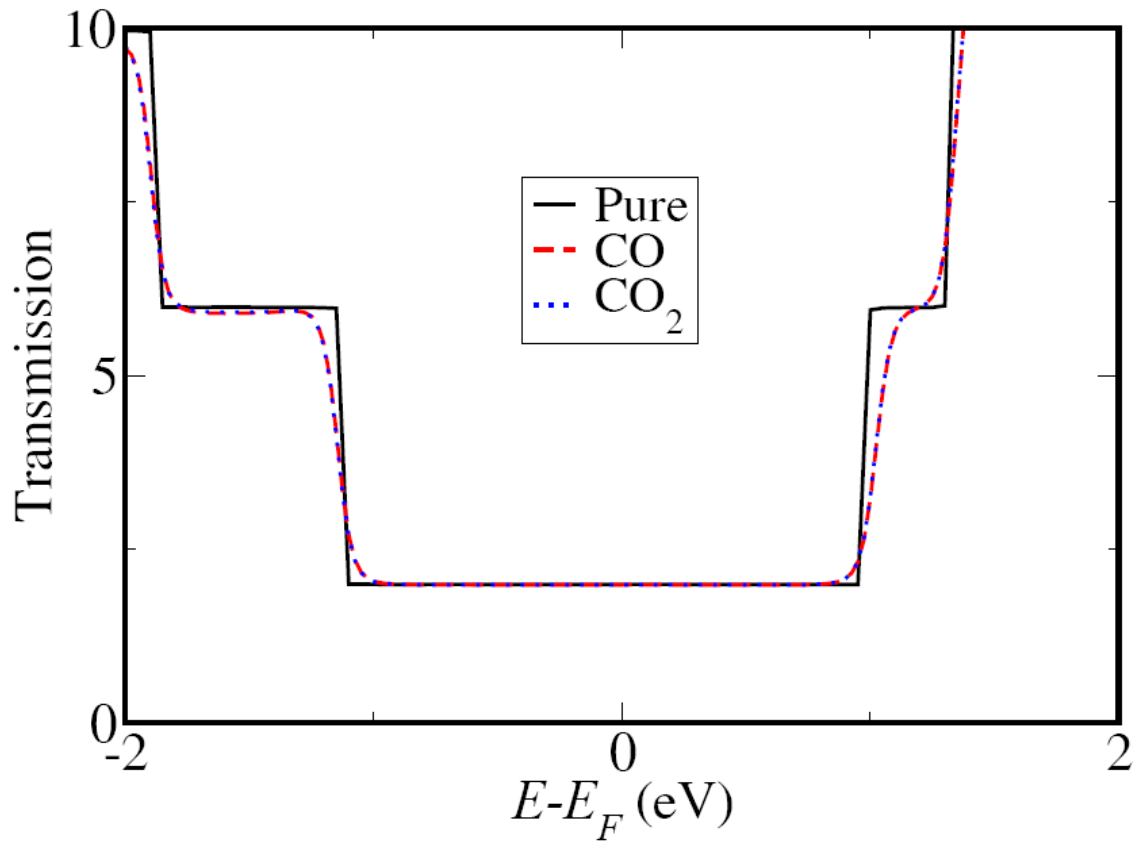


Figure 2. Calculated transmission curves (DFT+NEGF) for a (6,6) carbon SWNT doped with one single molecule of CO (dashed red) and CO₂ (dot blue), respectively. The transmission curve for the pure SWNT is also shown for comparison purposes.

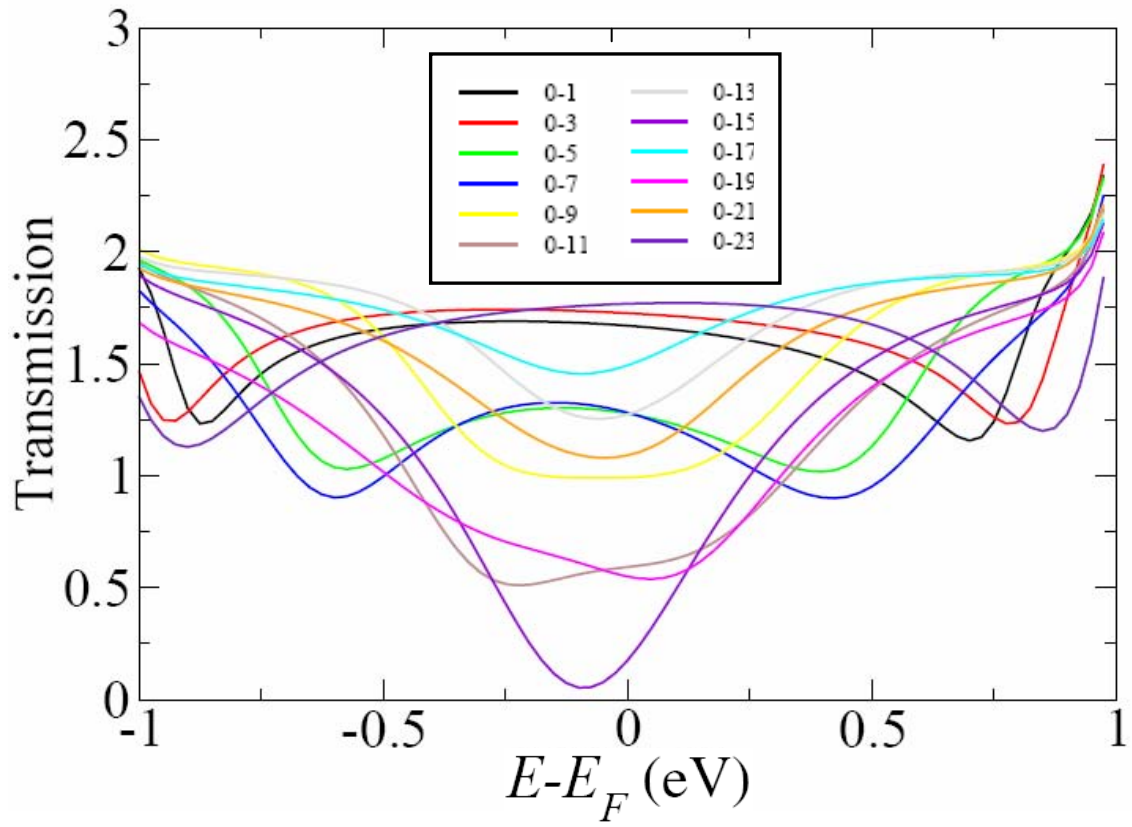


Figure 3. Calculated transmission curves (DFT+NEGF) for a (6,6) carbon SWNT doped with two hydrogen atoms in the same unit cell, one of them at an A site (position 0) and the other at a B site (position j). The twelve possible different cases are shown.

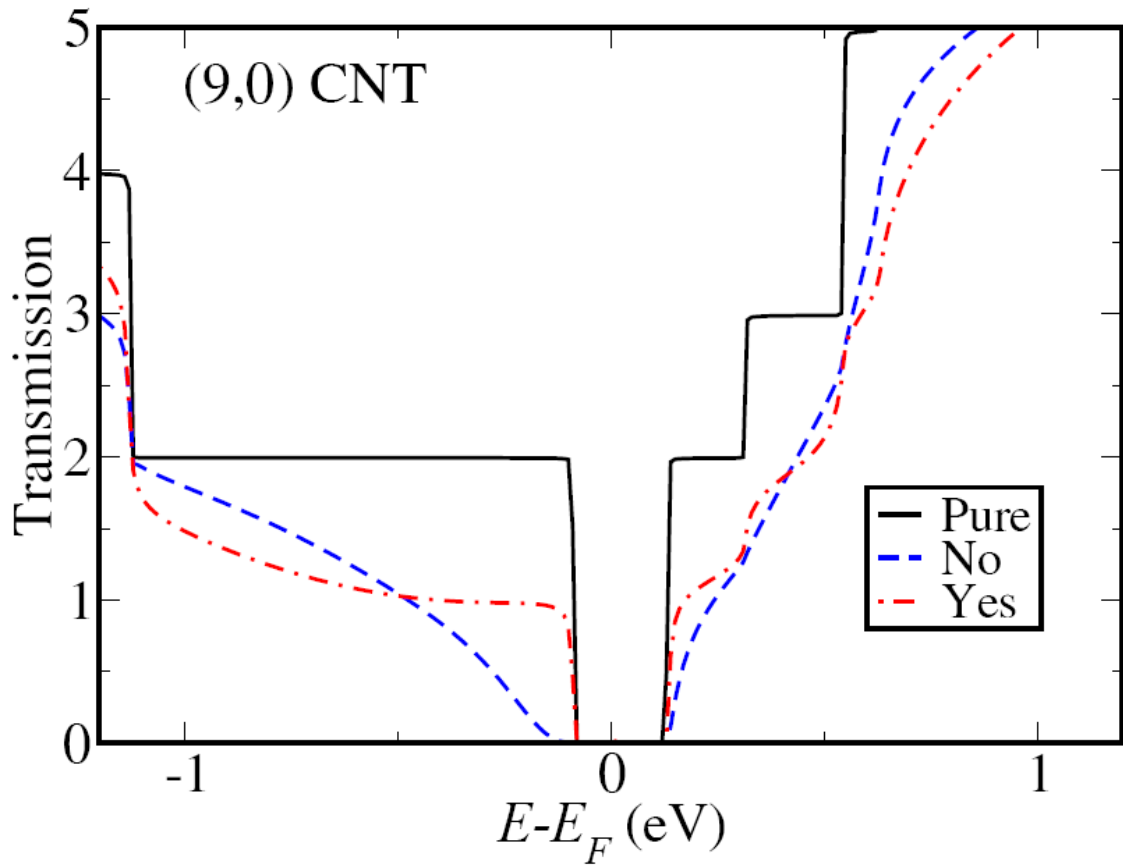


Figure 4. Calculated transmission curves (DFT+NEGF) for a (9,0) carbon SWNT in different cases: 1) The pure CNT (solid black line). 2) The CNT with two chemisorbed molecules placed both at A sites fulfilling condition (1.2) (dashed-dot red line). 3) The CNT with two chemisorbed molecules placed both at A sites which do not satisfy (1.2).

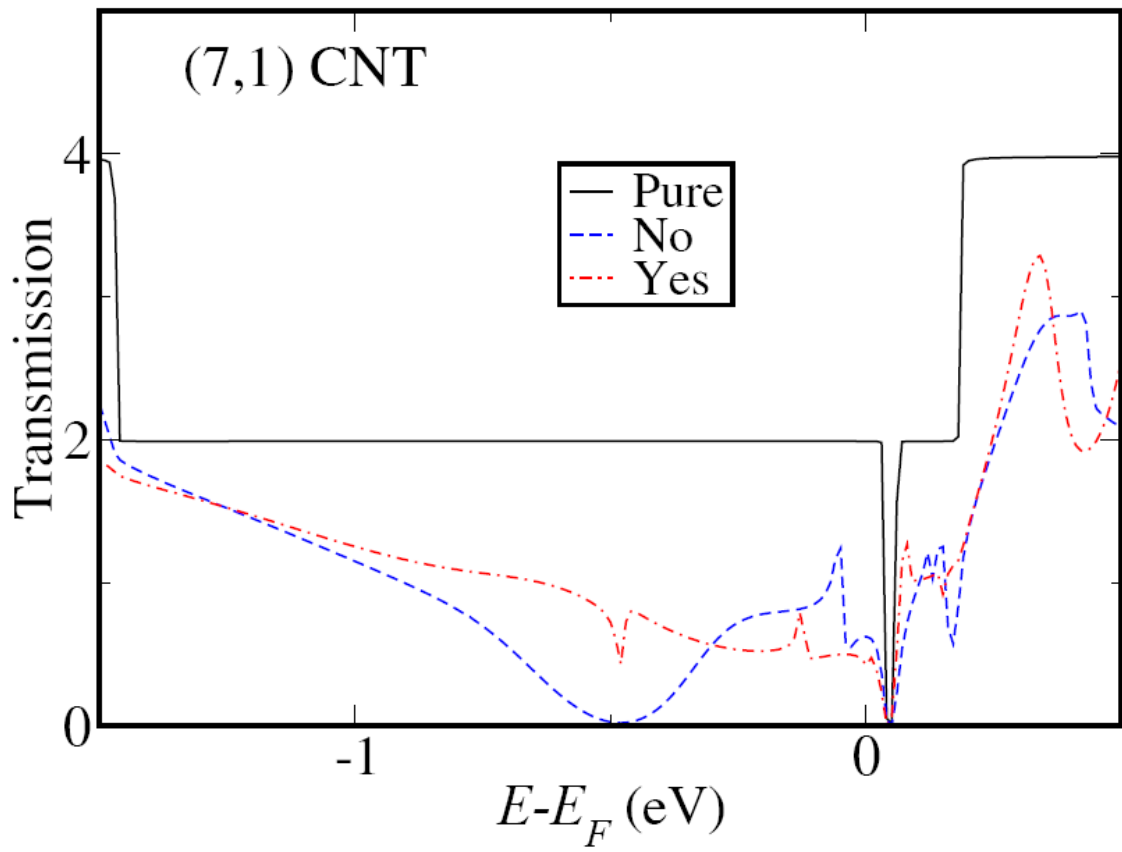


Figure 5. The same than figure 4 but for a (7,1) carbon SWNT.